

Experimental and Computational Investigations of a High-Power, Long-Pulse Relativistic Klystron Oscillator (Postprint)

Kyle Hendricks, Jack Watrous, and John Luginsland

30 October 2006

Conference Paper

APPROVED FOR PUBLIC RELEASE; DISTRIBUTION IS UNLIMITED.



**AIR FORCE RESEARCH LABORATORY
Directed Energy Directorate
3550 Aberdeen Ave SE
AIR FORCE MATERIEL COMMAND
KIRTLAND AIR FORCE BASE, NM 87117-5776**

REPORT DOCUMENTATION PAGE			<i>Form Approved</i> <i>OMB No. 0704-0188</i>	
Public reporting burden for this collection of information is estimated to average 1 hour per response, including the time for reviewing instructions, searching existing data sources, gathering and maintaining the data needed, and completing and reviewing this collection of information. Send comments regarding this burden estimate or any other aspect of this collection of information, including suggestions for reducing this burden to Department of Defense, Washington Headquarters Services, Directorate for Information Operations and Reports (0704-0188), 1215 Jefferson Davis Highway, Suite 1204, Arlington, VA 22202-4302. Respondents should be aware that notwithstanding any other provision of law, no person shall be subject to any penalty for failing to comply with a collection of information if it does not display a currently valid OMB control number. PLEASE DO NOT RETURN YOUR FORM TO THE ABOVE ADDRESS.				
1. REPORT DATE (DD-MM-YYYY) 30-10-2006		2. REPORT TYPE Conference Paper		3. DATES COVERED (From - To) Oct 2005 - Sep 2006
Experimental and Computational Investigations of a High-Power, Long-Pulse Relativistic Klystron Oscillator (Postprint)			5a. CONTRACT NUMBER DF406254 (In-House)	
			5b. GRANT NUMBER	
			5c. PROGRAM ELEMENT NUMBER	
6. AUTHOR(S) Kyle Hendricks, Jack Watrous*, and John Lunginsland*			5d. PROJECT NUMBER 2301	
			5e. TASK NUMBER HJ	
			5f. WORK UNIT NUMBER 17	
7. PERFORMING ORGANIZATION NAME(S) AND ADDRESS(ES) AFRL/DEHP 3550 Aberdeen Ave SE Air force Materiel Command Kirtland AFB, NM 87117-5776			8. PERFORMING ORGANIZATION REPORT NUMBER	
9. SPONSORING / MONITORING AGENCY NAME(S) AND ADDRESS(ES) Air Force Research Laboratory Directed Energy Directorate 3550 Aberdeen Ave SE Air Force Materiel Command Kirtland AFB, NM 87117-5776			10. SPONSOR/MONITOR'S ACRONYM(S) AFRL/DEHP	
			11. SPONSOR/MONITOR'S REPORT NUMBER(S) AFRL-DE-PS-TP-2007-1011	
12. DISTRIBUTION / AVAILABILITY STATEMENT Approved for Public Release; Distribution is Unlimited				
13. SUPPLEMENTARY NOTES Author's final manuscript. Published in Bulletin of the American Physical Society, 48 th Annual Meeting of the Division of Plasma Physics, 30 Oct 2006, Vol 51(7), American Physical Society. GOVERNMENT PURPOSE RIGHTS				
14. ABSTRACT A high-power, long-pulse source of high-power microwaves has been investigated experimentally and through a variety of modeling and simulation efforts at the Air Force Research Laboratory. The relativistic klystron oscillator (RKO) is an injection-locked oscillator capable of producing 200ns duration pulses exceeding 1 GW output power at 1270-1275 MHz. Extensive experiments have been closely coupled with computational modeling and simulation to explore a wide range of issues encountered in the operation and diagnostics of the device. The experiment uses coupled $\frac{3}{4}\lambda$ cavities to modulate the electron beam. Calculations using both HFSS and ICEPIC have been used to reproduce cold test frequency characteristics of the isolated and of the coupled cavities, including the finite conductivity of the RKO walls. Calculations using reduced physics models and ICEPIC have been used to explore the coupling between the beam and the cavities. A highlight of the modeling efforts is a series of calculations, which for the first time predict cavity saturation voltages at sub-virtual-cathode levels. Previous calculations were either restricted to $\frac{1}{4}\lambda$ cavities, or showed saturation voltages at the virtual cathode levels. Comparisons between experiment and computation will be presented.				
15. SUBJECT TERMS Microwave, HPM, Experiment, Simulation, RKO				
16. SECURITY CLASSIFICATION OF:			17. LIMITATION OF ABSTRACT SAR	18. NUMBER OF PAGES 15
a. REPORT Unclassified	b. ABSTRACT Unclassified	c. THIS PAGE Unclassified		
			19b. TELEPHONE NUMBER (include area code) 505-853-3915	



EXPERIMENTAL AND COMPUTATIONAL INVESTIGATIONS OF A HIGH-POWER, LONG- PULSE RELATIVISTIC KLYSTRON OSCILLATOR

30 OCTOBER 2006



Dr. Kyle Hendricks(AFRL)
Dr. Jack Watrous(NumerEx)
Dr. John Luginsland(NumerEx)



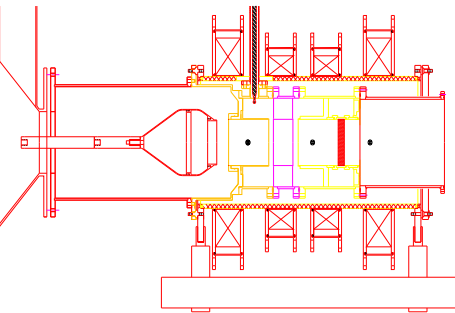
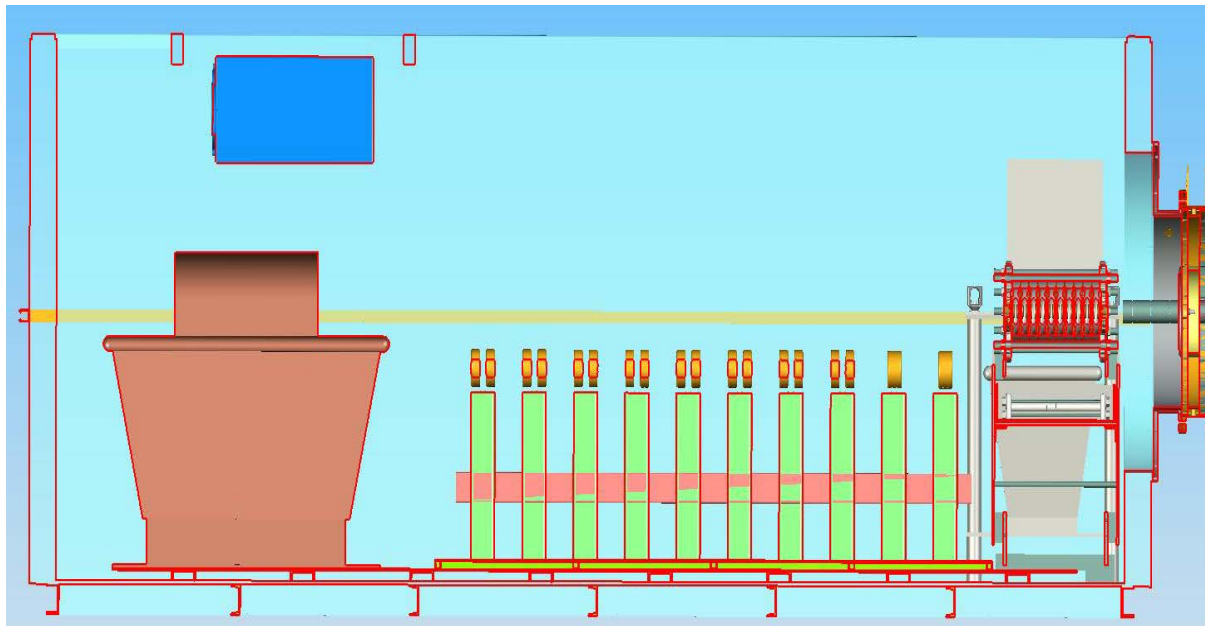
Abstract



A high-power, long-pulse source of high-power microwaves has been investigated experimentally and through a variety of modeling and simulation efforts at the Air Force Research Laboratory. The relativistic klystron oscillator (RKO) is an injection-locked oscillator capable of producing 200ns duration pulses exceeding 1 GW output power at 1270-1275 MHz. Extensive experiments have been closely coupled with computational modeling and simulation to explore a wide range of issues encountered in the operation and diagnostics of the device. The experiment uses coupled $\frac{3}{4}\lambda$ cavities to modulate the electron beam. Calculations using both HFSS and ICEPIC have been used to reproduce cold test frequency characteristics of the isolated and of the coupled cavities, including the finite conductivity of the RKO walls. Calculations using reduced physics models and ICEPIC have been used to explore the coupling between the beam and the cavities. A highlight of the modeling efforts is a series of calculations, which for the first time predict cavity saturation voltages at sub-virtual-cathode levels. Previous calculations were either restricted to $\frac{1}{4}\lambda$ cavities, or showed saturation voltages at the virtual cathode levels. Comparisons between experiment and computation will be presented.



Pulser-RKO Geometry



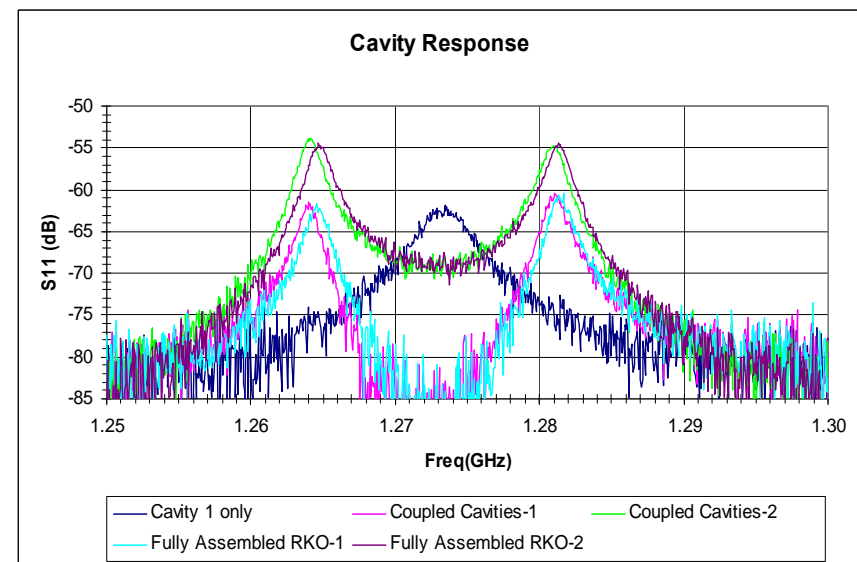
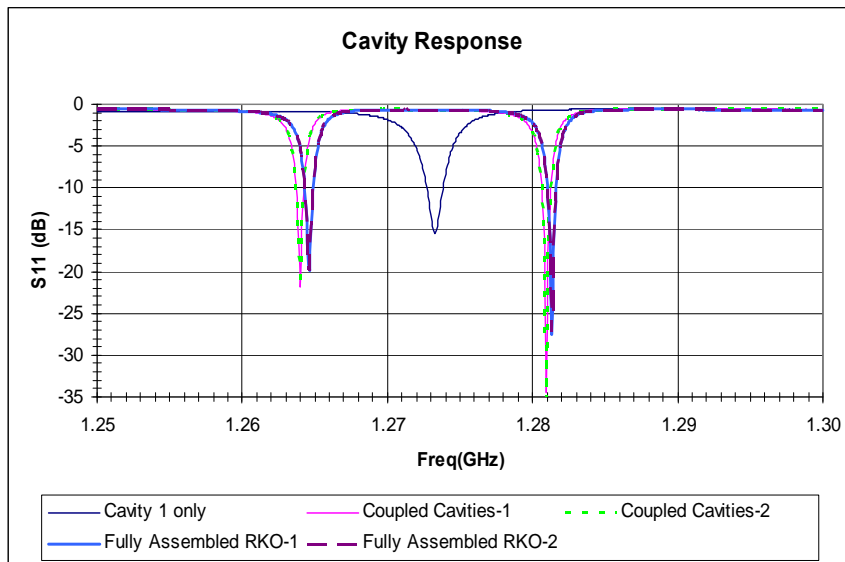
**RKO Magnetized Diode
& Coupled Cavities**

ETDL Pulser: **550 kV**
 20 Ω
 560 nsec (FWHM)

**Radial
Ballast
Resistor**



Cold Test Results



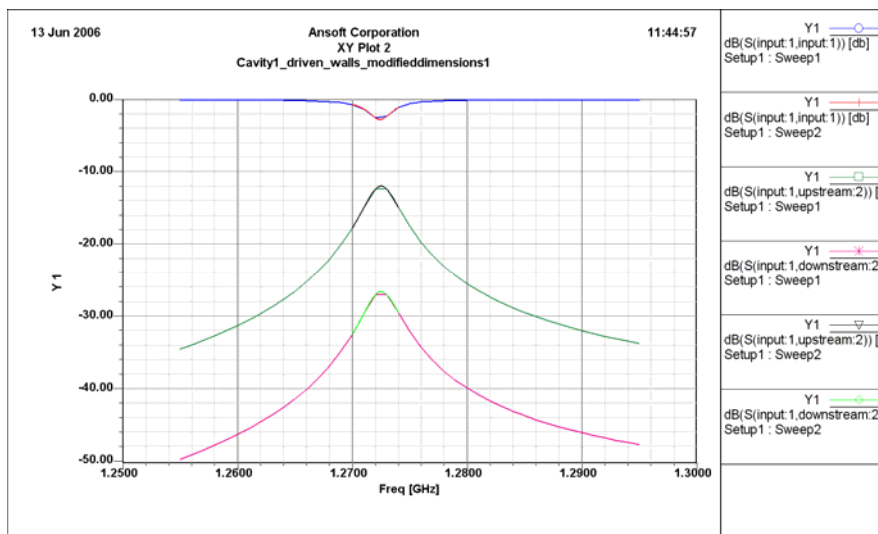
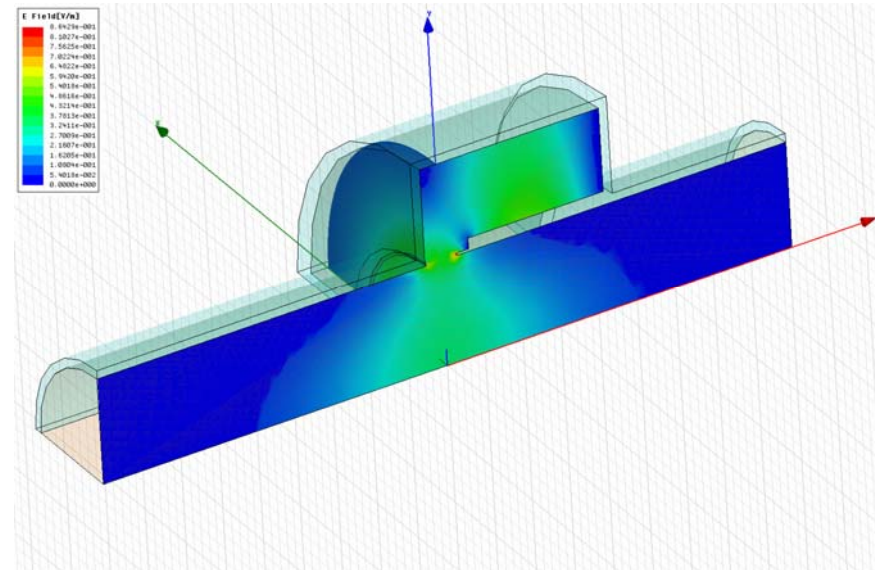
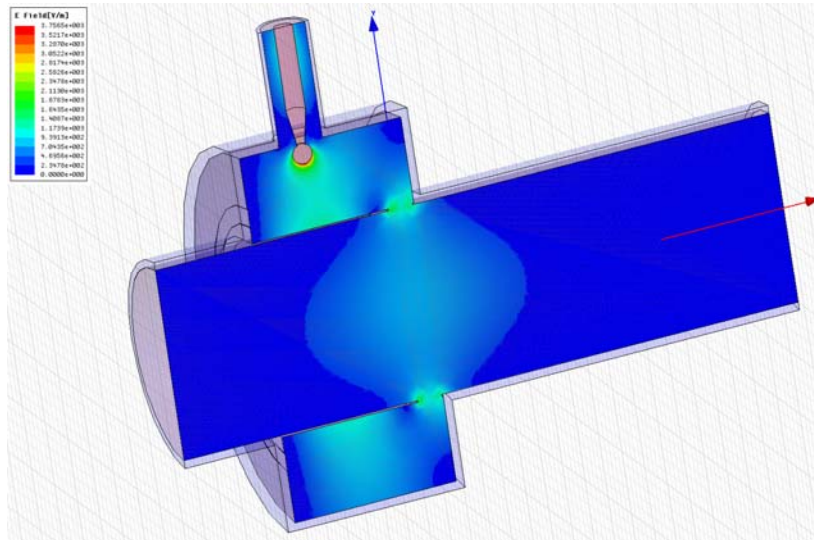
Coupled Cavity Modes

0-mode= 1.264 GHz

π -mode= 1.281 GHz



HFSS Single Cavity Simulations

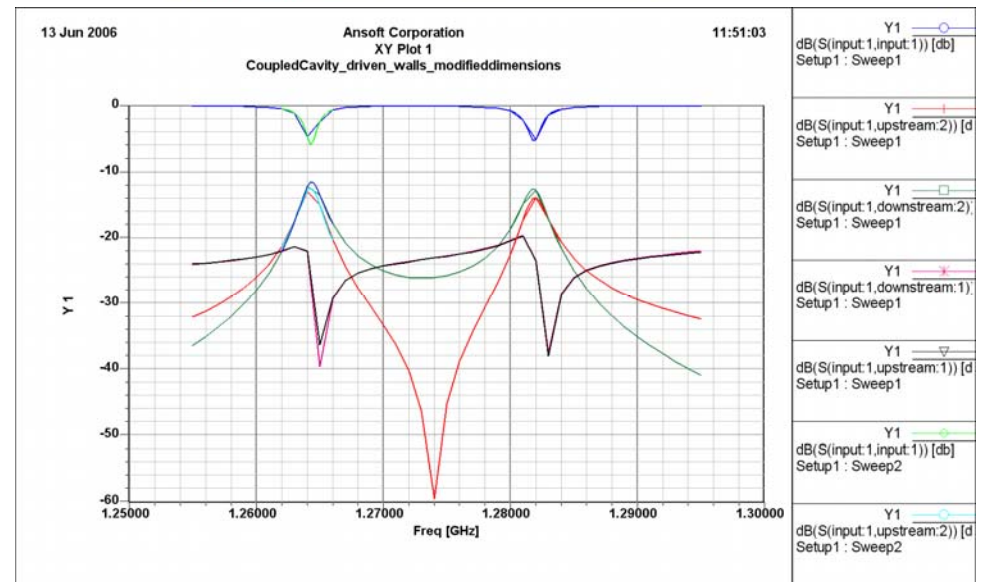
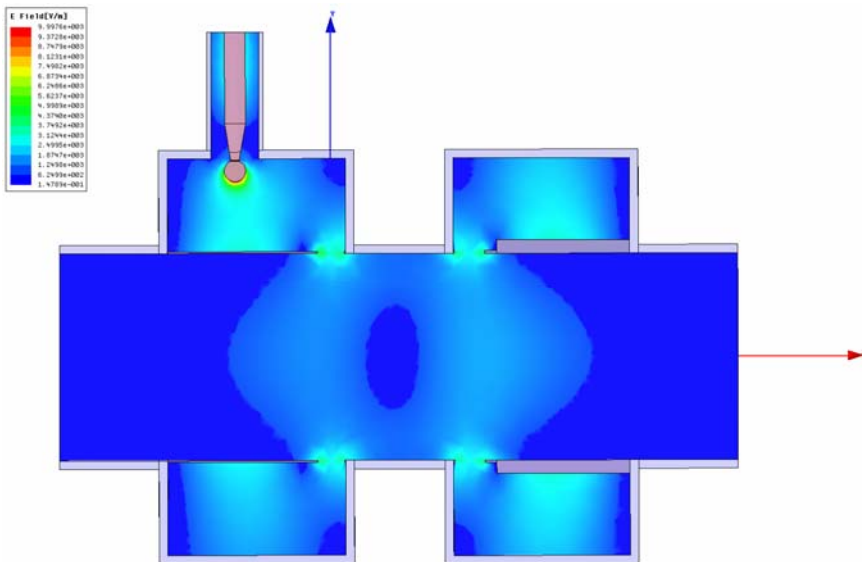
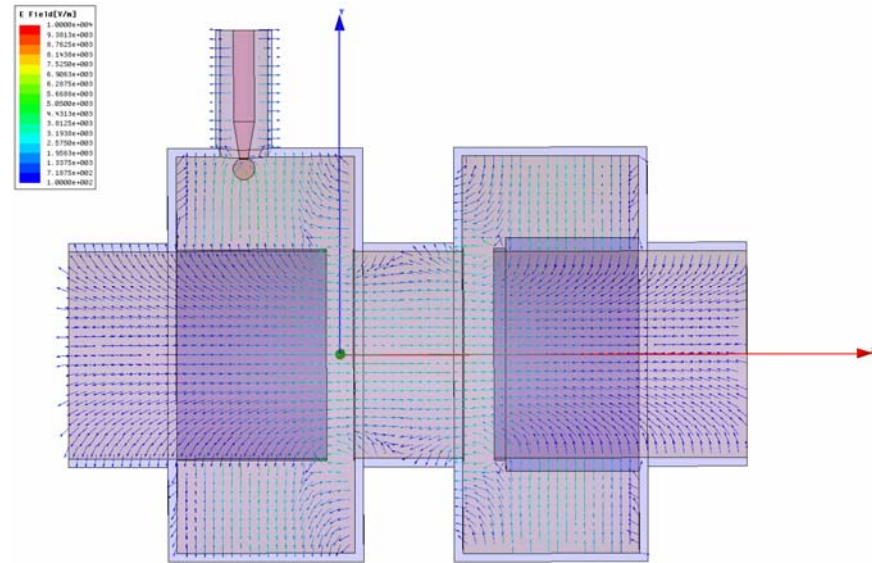
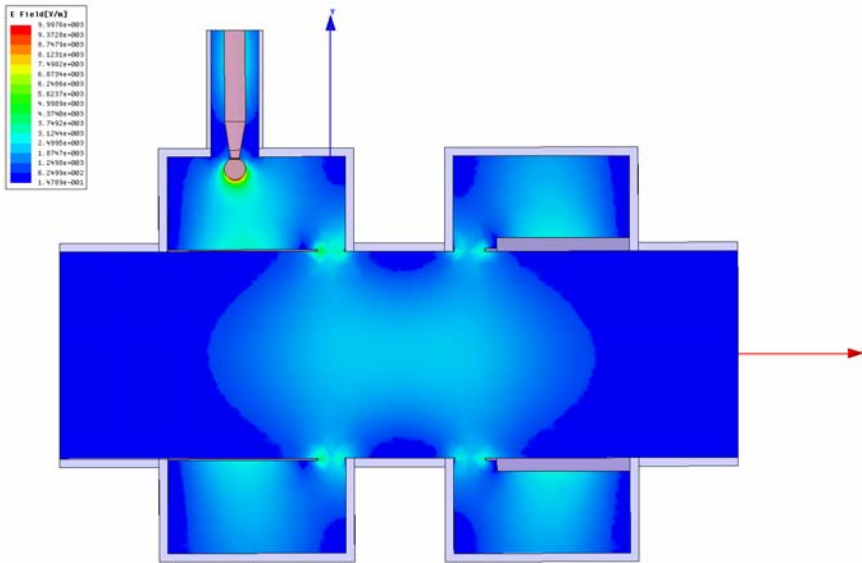


2 nd Cavity Eigenmode	freq	Q
$\lambda/4$	0.4218 GHZ	2002
$3\lambda/4$	1.274 GHZ	3061

Using σ for 304L stainless steel

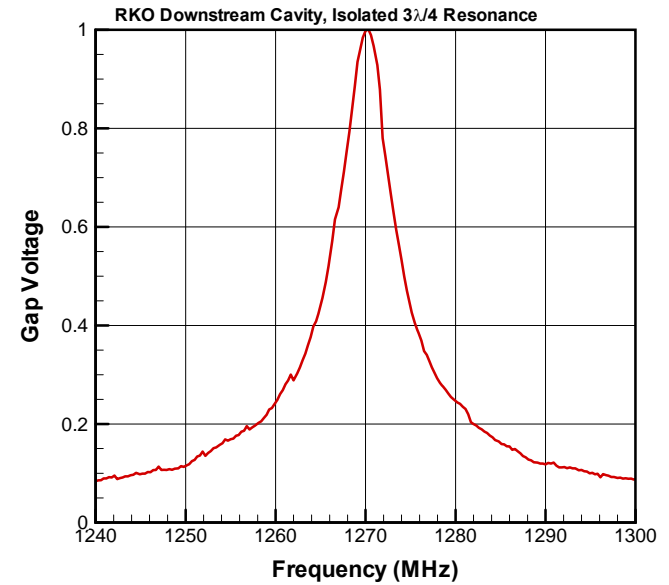
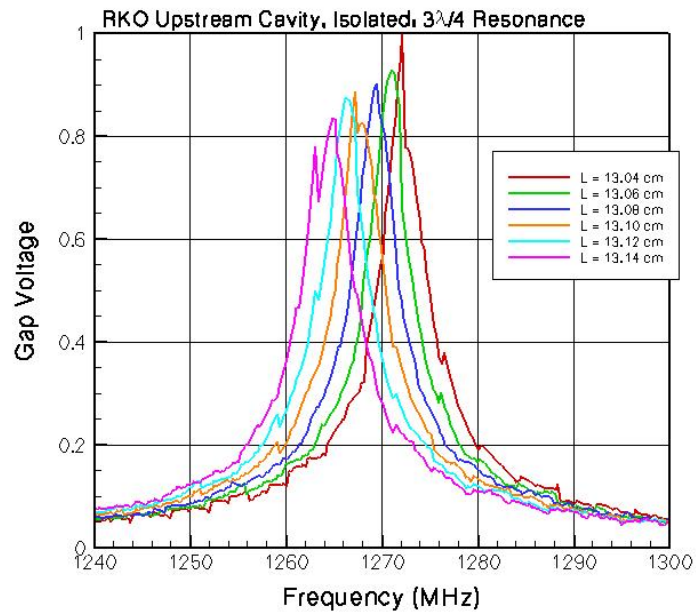
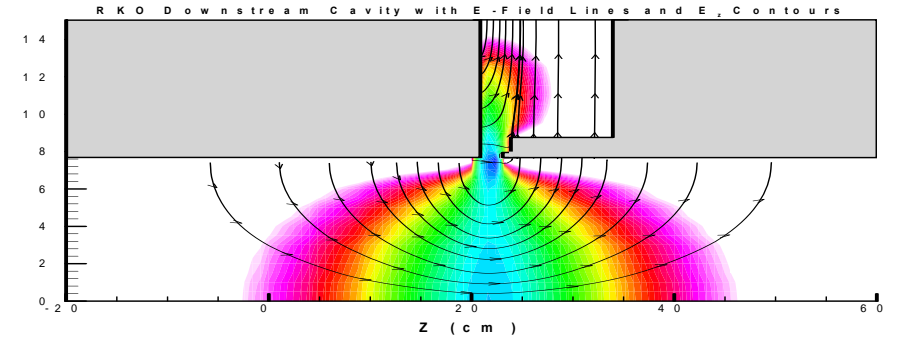
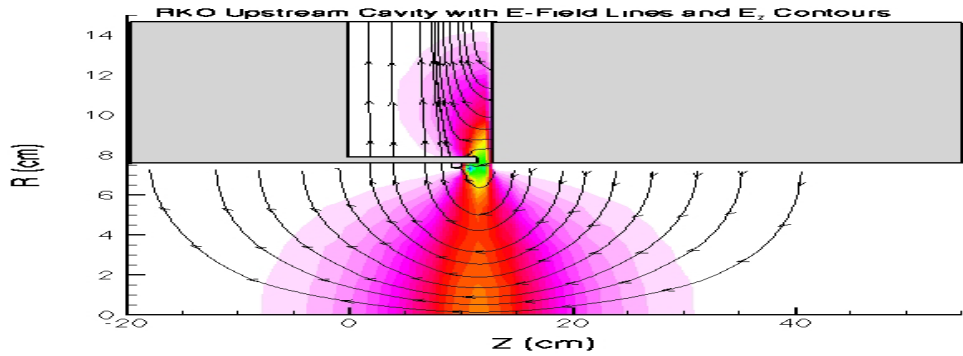


HFSS Coupled Cavity Simulation



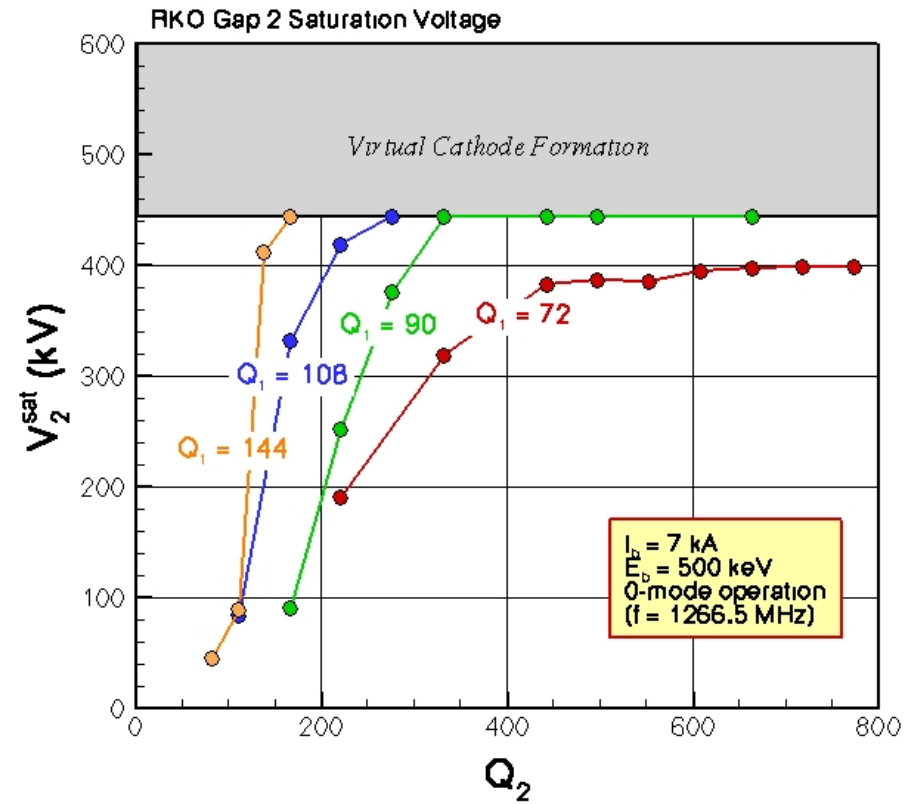
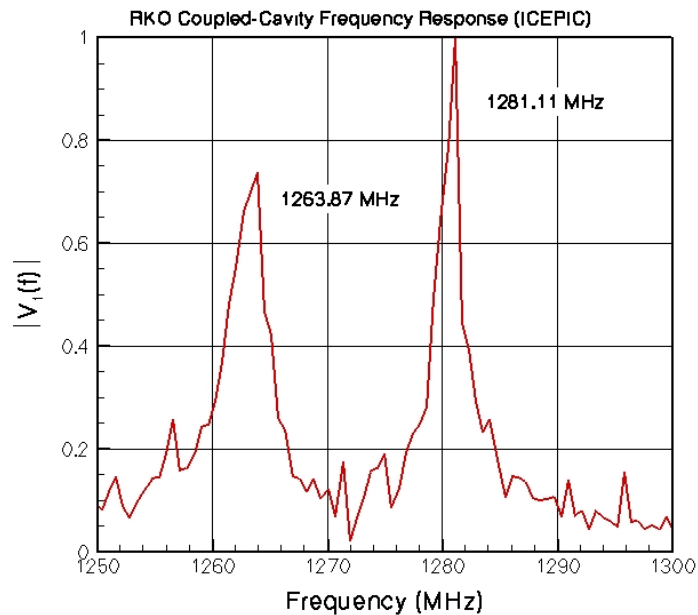
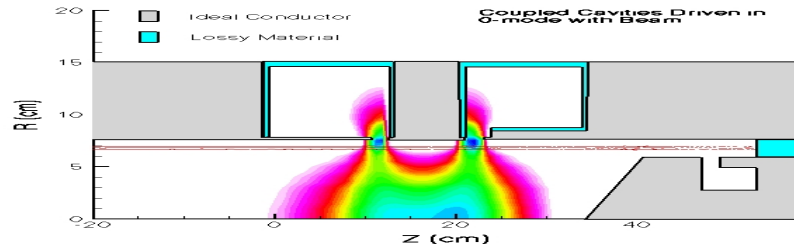


ICEPIC Single Cavity



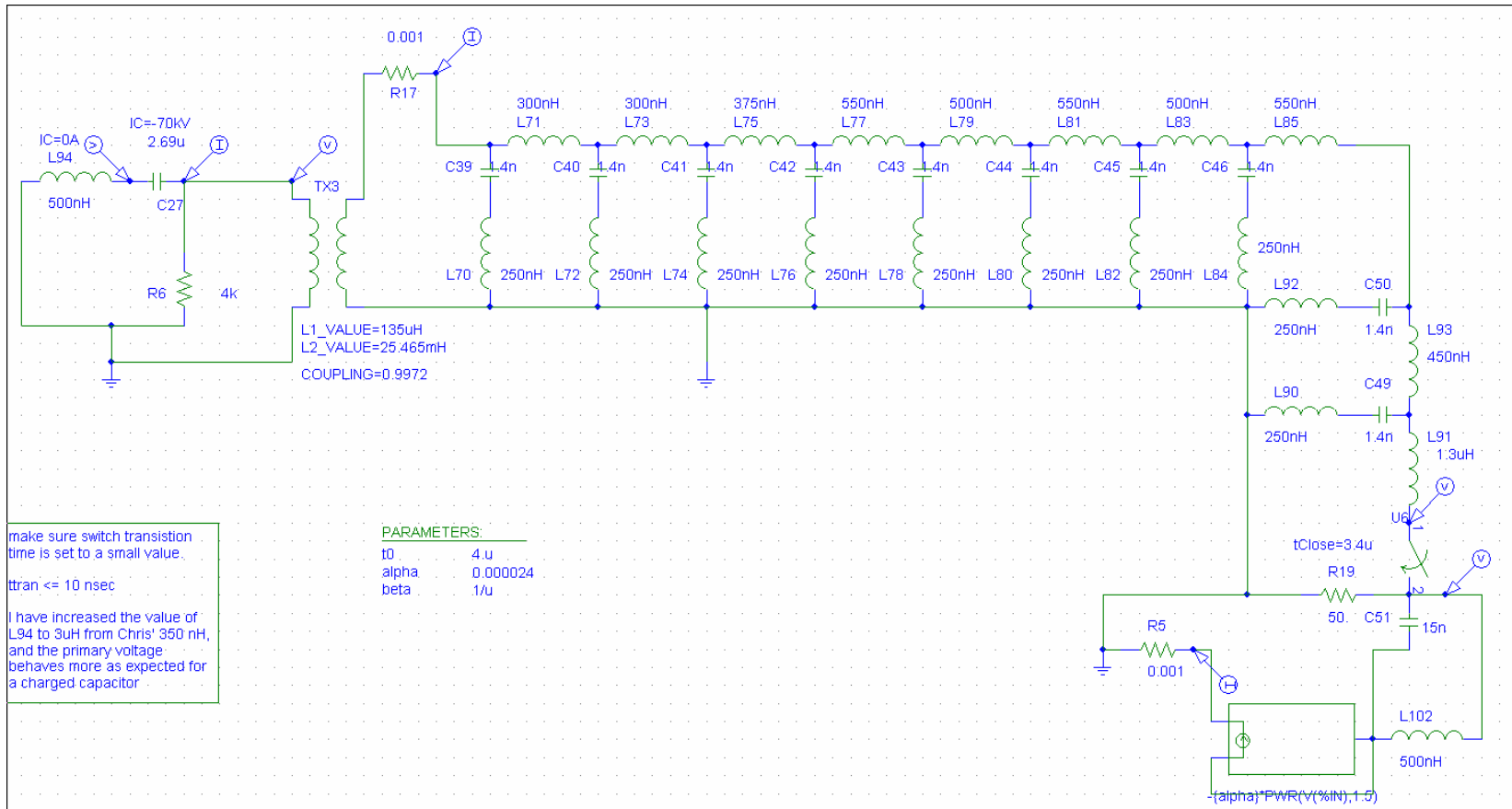


ICEPIC Coupled Cavity





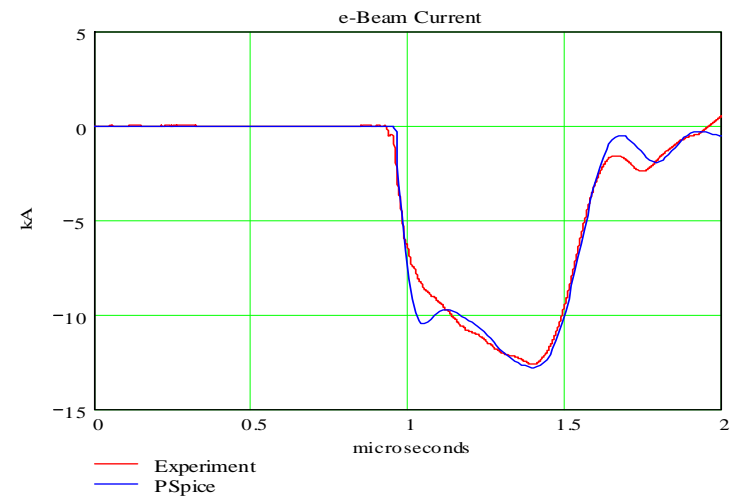
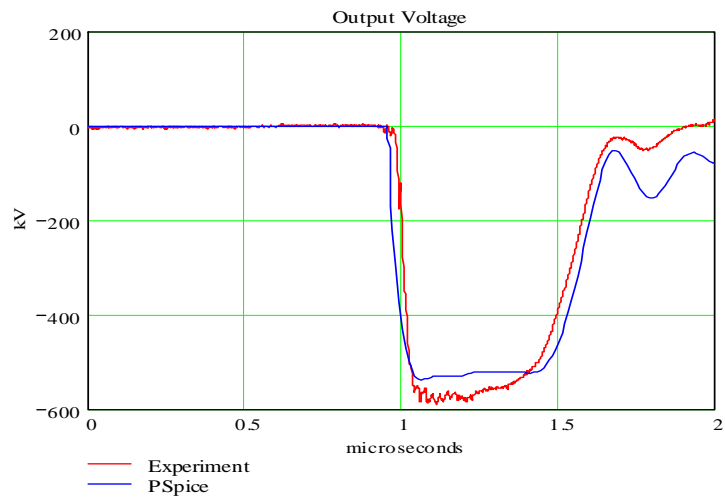
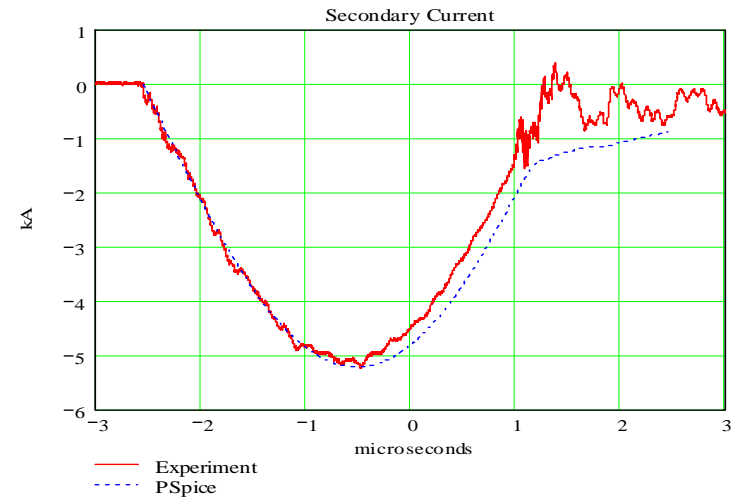
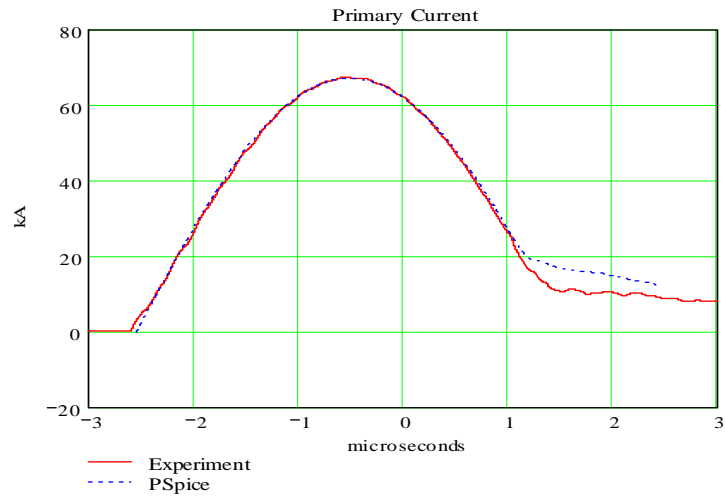
Pspice Models



The perveance value (α) is based on previous experiments and simulations, for the 3.7 cm AK gap used in the recent experiments

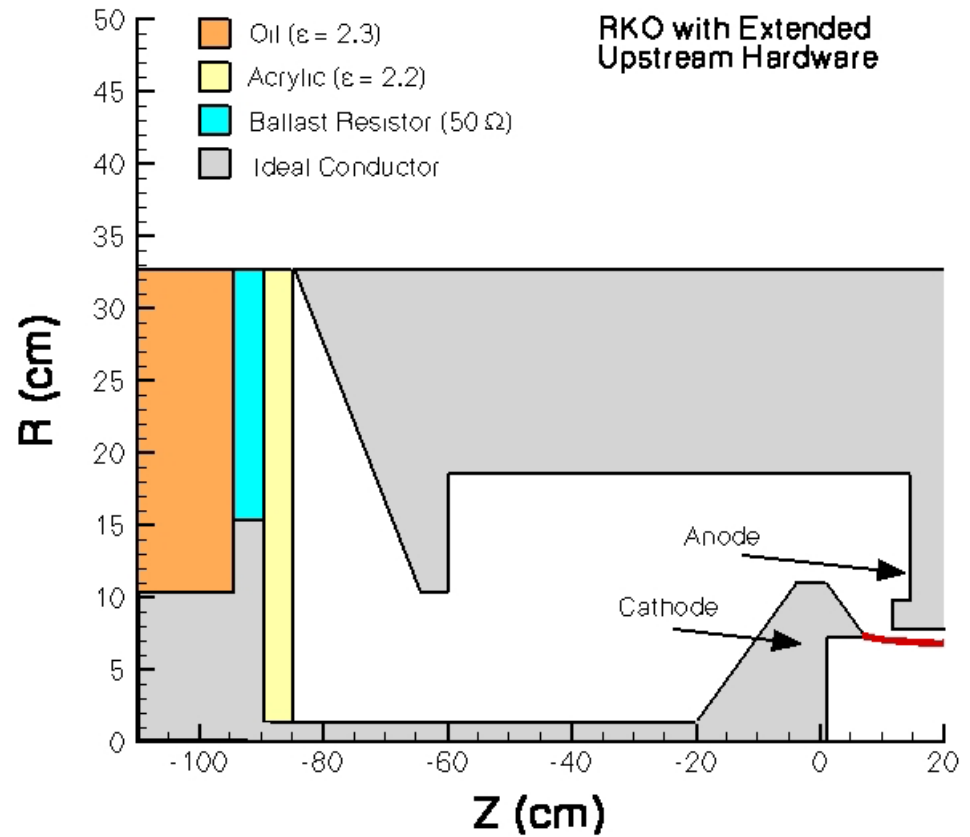
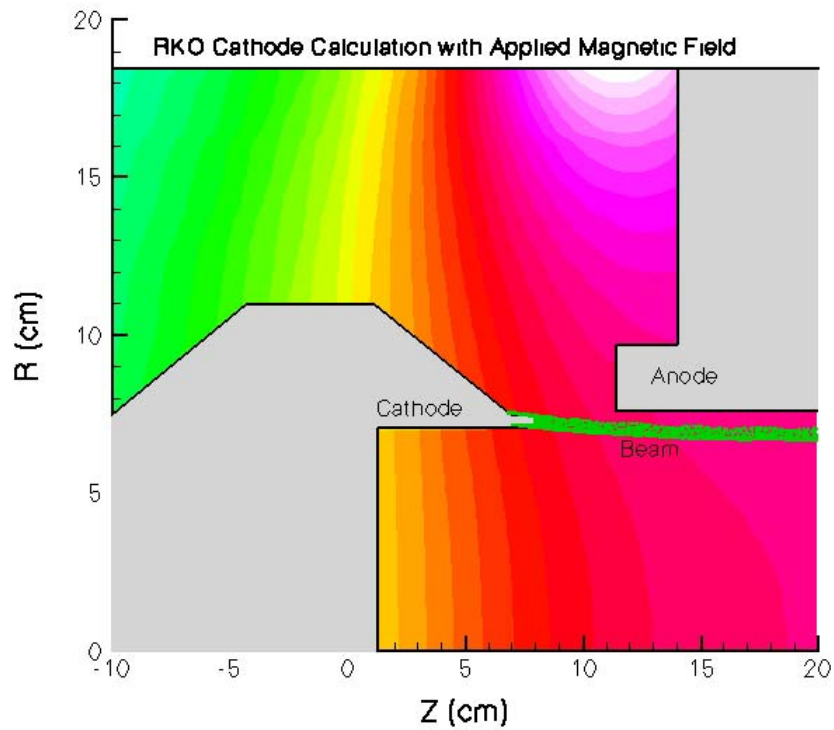


Pulsed Power Data



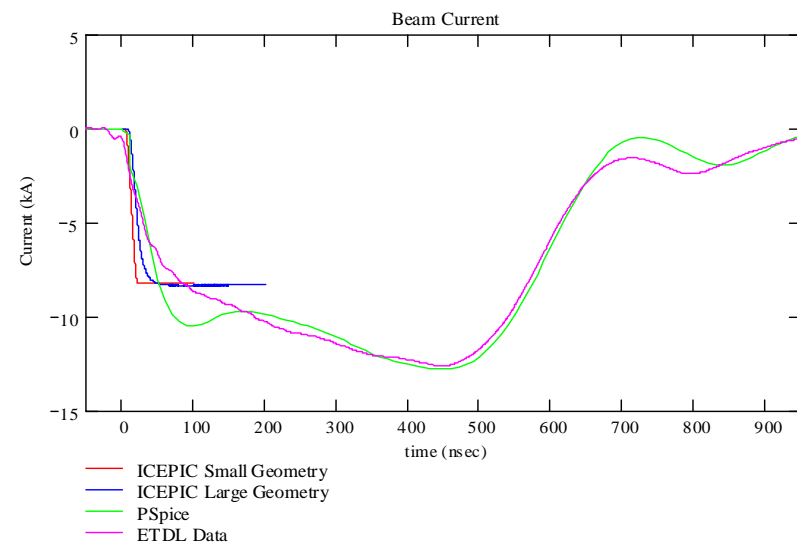
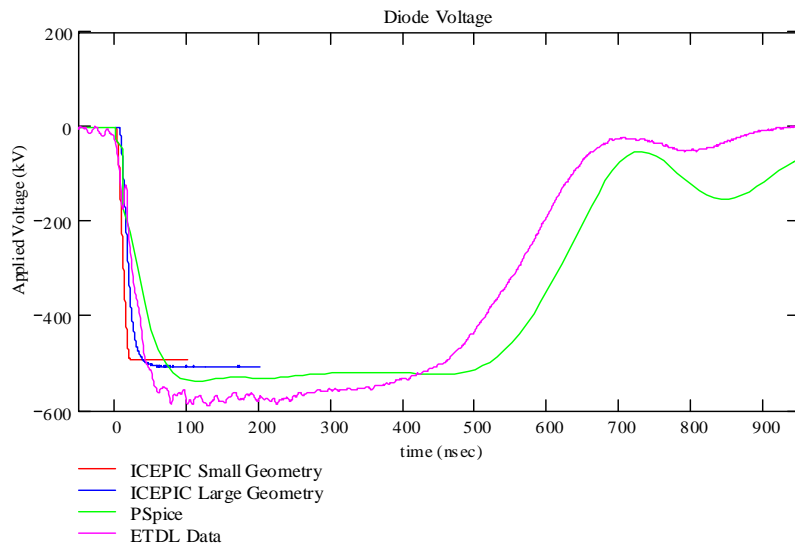


ICEPIC Diode Simulation





Diode Voltage/Current Comparison





Summary



- **HFSS and ICEPIC have been used to successfully simulate various aspects of the RKO**
- **Simulation dimensions must be adjusted from measured experimental values to obtain successful comparison**
 - **Adjustment is $\ll 10\%$ of the measured value**
- **The upstream boundary condition is critical to account for the various impedance discontinuities in the experiment.**