

# REPORT DOCUMENTATION PAGE

*Form Approved*  
OMB No. 0704-0188

Public reporting burden for this collection of information is estimated to average 1 hour per response, including the time for reviewing instructions, searching existing data sources, gathering and maintaining the data needed, and completing and reviewing the collection of information. Send comments regarding this burden estimate or any other aspect of this collection of information, including suggestions for reducing this burden, to Washington Headquarters Services, Directorate for Information Operations and Reports, 1215 Jefferson Davis Highway, Suite 1204, Arlington, VA 22202-4302, and to the Office of Management and Budget, Paperwork Reduction Project (0704-0188), Washington, DC 20503.

1. AGENCY USE ONLY <i>(Leave blank)</i>	2. REPORT DATE August, 2007	3. REPORT TYPE AND DATES COVERED Proceedings Article	
4. TITLE AND SUBTITLE THERMAL MANIKIN EVALUATION OF PASSIVE AND ACTIVE COOLING GARMENTS TO IMPROVE COMFORT OF MILITARY BODY ARMOR.		5. FUNDING NUMBERS	
6. AUTHOR(S) Thomas Endrusick, Julio Gonzalez and Larry Berglund		8. PERFORMING ORGANIZATION REPORT NUMBER M07-38	
7. PERFORMING ORGANIZATION NAME(S) AND ADDRESS(ES) Biophysics and Biomedical Modeling Division U.S. Army Research Institute of Environmental Medicine Building 42 - Kansas Street Natick, MA 01760		10. SPONSORING / MONITORING AGENCY REPORT NUMBER	
9. SPONSORING / MONITORING AGENCY NAME(S) AND ADDRESS(ES) U.S. Army Medical Research and Materiel Command Fort Detrick, MD 21702		11. SUPPLEMENTARY NOTES	
12a. DISTRIBUTION / AVAILABILITY STATEMENT Approved for public release; distribution unlimited		12b. DISTRIBUTION CODE	
13. ABSTRACT <i>(Maximum 200 words)</i> This study evaluated two different garments designed to increase ventilation and evaporative cooling under Interceptor Body Armor: a passive, Interceptor Ventilation Vest (IVV); and an active, battery-powered, Body Ventilation System (BVS). Both were tested for thermal ( $R_t$ , $m^2C\dot{W}-1$ ) and evaporative resistance ( $R_e$ , $m^2Pa\dot{W}-1$ ) on a thermal manikin (TM), according to ASTM standards. TM results showed $R_t$ and $R_e$ increased (16% and 26%, respectively) when IBA was worn. However, increases were lower (9% and 14%) with IVV under IBA. These lowered resistances increased TM evaporative cooling potential approximately 15%. With the BVS blower unit ON, TM measurements of $R_t$ and $R_e$ were lower (17% and 20%), when compared to OFF values. This increased TM evaporative cooling potential approximately 18%. Military use of these garments could allow for increases in sweat evaporation and overall thermal comfort during operational heat exposure.			
14. SUBJECT TERMS thermal manikin, Interceptor Body Armor, evaporative cooling, thermal comfort.		15. NUMBER OF PAGES 4	
		16. PRICE CODE	
17. SECURITY CLASSIFICATION OF REPORT Unclassified	18. SECURITY CLASSIFICATION OF THIS PAGE Unclassified	19. SECURITY CLASSIFICATION OF ABSTRACT Unclassified	20. LIMITATION OF ABSTRACT Unlimited

---

## THERMAL MANIKIN EVALUATION OF PASSIVE AND ACTIVE COOLING GARMENTS TO IMPROVE COMFORT OF MILITARY BODY ARMOUR

*Thomas Endrusick, Julio Gonzalez and Larry Berglund*

*Biophysics and Biomedical Modeling Division, U.S. Army Research Institute of Environmental Medicine, Natick, Massachusetts, USA.*

**Contact person:** thomas.endrusick@us.army.mil

### INTRODUCTION

U.S. military forces are currently using the Interceptor Body Armour (IBA) system consisting of a front/rear torso fragmentation vest, front/rear ballistic plates, and optional attachments for throat, groin, upper arm, and side torso protection. When fully configured, the IBA can weigh 15 kg and cover upwards of 30% of the body surface area, with multiple layers of low-permeability materials. Use of the IBA can contribute to heat stress and limit wearer performance by insulating the body and reducing body heat loss. Wearing body armour has been associated with increasing the wet bulb globe temperature around the wearer by about 4°C (1). The negative impact of heat stress and dehydration on soldier performance is well recognized by the U.S. Military (2). It is hypothesized that an increase in evaporative cooling could reduce overall sweat rates and consequent soldier dehydration. This study evaluated two different garments designed to increase air ventilation and subsequent evaporative cooling under the IBA: a passive, Interceptor Ventilation Vest (IVV); and an active, battery-powered, Body Ventilation System (BVS).

### METHODS

The IVV was made from synthetic mesh material with a total weight of 0.29 kg and was designed to be worn directly under the IBA. It was tested for thermal ( $R_t$ ,  $m^2 \cdot C \cdot W^{-1}$ ) and evaporative resistance ( $R_e$ ,  $m^2 \cdot kPa \cdot W^{-1}$ ) on a thermal manikin (TM), according to ASTM standards (3, 4). The TM was dressed in 3 configurations: with the U.S. Army Temperate Battle Dress Uniform (TBDU); with IBA over TBDU; and with IBA over both IVV and TBDU. TM results were used as input to a computer model predicting core temperature ( $T_c$ , °C), skin temperature ( $T_{sk}$ , °C), heart rate (HR bpm), sweat rate (SR g/min), skin wettedness (SW %), and total body water loss (WL L). Output described responses when exposed to desert environments with air temperatures of 30, 40 and 50°C during repeated, intermittent exercise (10 min rest/ 30 min walk).

The BVS consisted of a battery-powered blower unit that delivered an inlet flow rate of approximately  $9 \text{ l} \cdot \text{s}^{-1}$  of ambient air through a distribution manifold into a channelled spacer vest worn directly under the IBA. Total system weight was 2.5 kg.  $R_t$ ,  $R_e$ , and cooling power ( $W$ ) were measured according to applicable ASTM standards (3, 4, 5) with the TM dressed in the U.S. Army Desert Battle Dress Uniform (DBDU). When measuring cooling power, the sweating TM was allowed to reach equilibrium at  $T_{sk}$  of 35°C while wearing the BVS with the blower unit OFF. After equilibrium was achieved, the blower unit was turned ON. The TM was allowed to run until steady state conditions were maintained for two hours. The BVS cooling power was calculated by subtracting the OFF steady state TM power demand from the ON steady state TM power demand.

### RESULTS

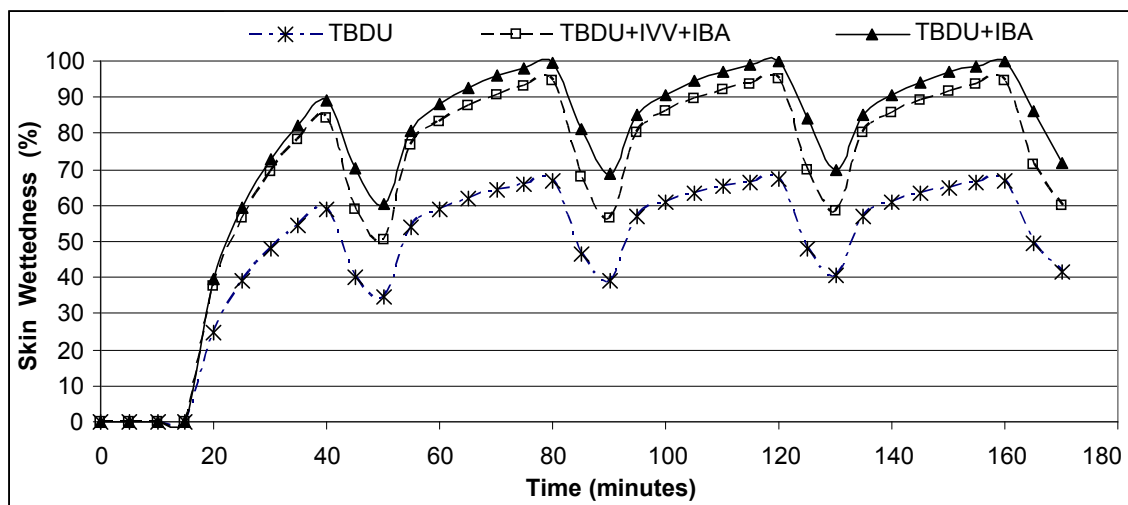
*Interceptor Ventilation Vest:* Table 1 shows that TM  $R_t$  and  $R_e$  increased (15% and 45%, respectively) when only IBA was worn over TBDU. However, increases in  $R_t$  and  $R_e$  were lower (10% and 25%) when adding the IVV under IBA. The familiar permeability index ratio ( $i_m/clo$ ) is also included in Table 1 for comparison purposes.

**Table 1.** Total Thermal Manikin (TM) thermal ( $R_t$ ) and water vapour resistance ( $R_e$ ) for the various configurations of the Temperate Battle Dress Uniform (TBDU), Interceptor Body Armour (IBA), and Interceptor Ventilator Vest (IVV).

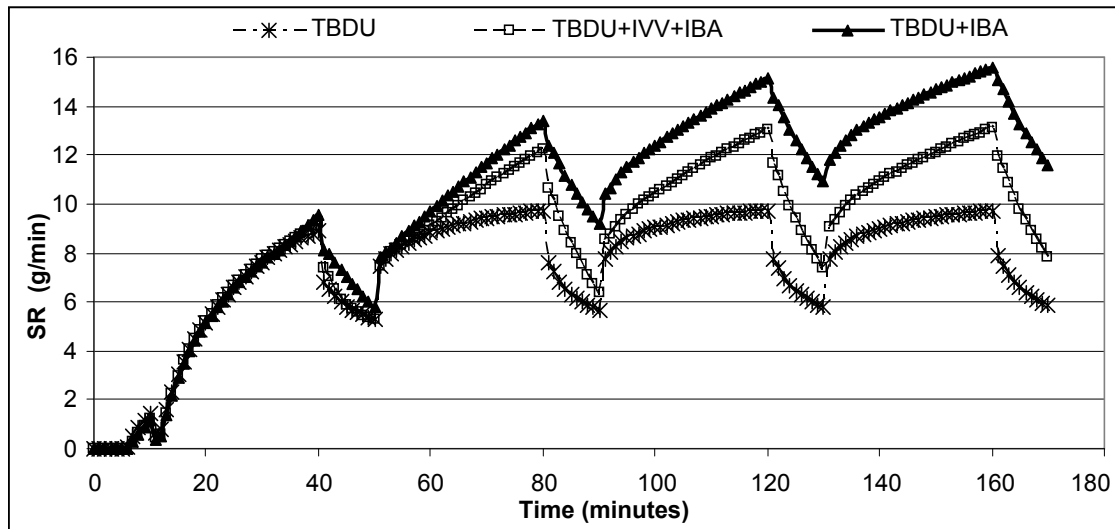
Clothing configuration	$R_t$	$R_e$	$i_m/clo^*$
TBDU	0.226	0.024	0.29
TBDU+IBA	0.265	0.044	0.16
TBDU+IBA+ IVV	0.251	0.032	0.22

\* included for comparison purposes

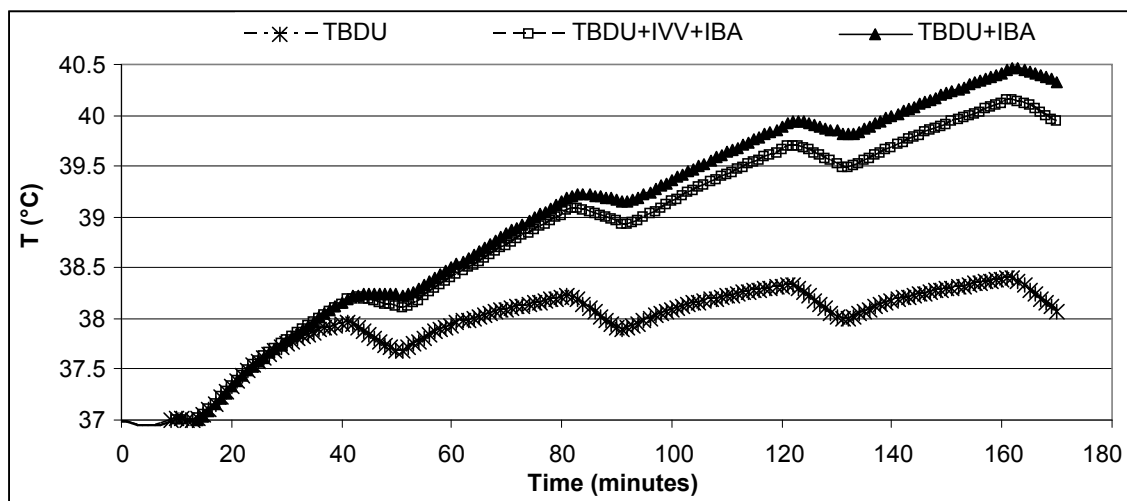
Figure 1 shows that use of the IVV reduces SW, particularly during rest periods. However, in this modelled scenario, SW remains above approximately 50%, which would probably be perceived as uncomfortable by most wearers. Figure 2 shows that SR is lower when wearing the IVV and this could lessen rates of dehydration while improving both physical and cognitive performance and decreasing the risk of heat injury (2). Figure 3 shows use of the IVV resulted in consistently lower  $T_c$  throughout the entire simulated exposure even at the highest ambient temperature of 50°C. Overall, the model results predicted thermo-physiological benefits when using an IVV with lower SW at 30°C, lower  $T_c$ ,  $T_{sk}$ , HR, SR, and WL at 40°C and lower  $T_c$  at 50°C.



**Figure 1.** Predictive model results of skin wettedness (SW, %) for the 3 clothing configurations at 30°C.

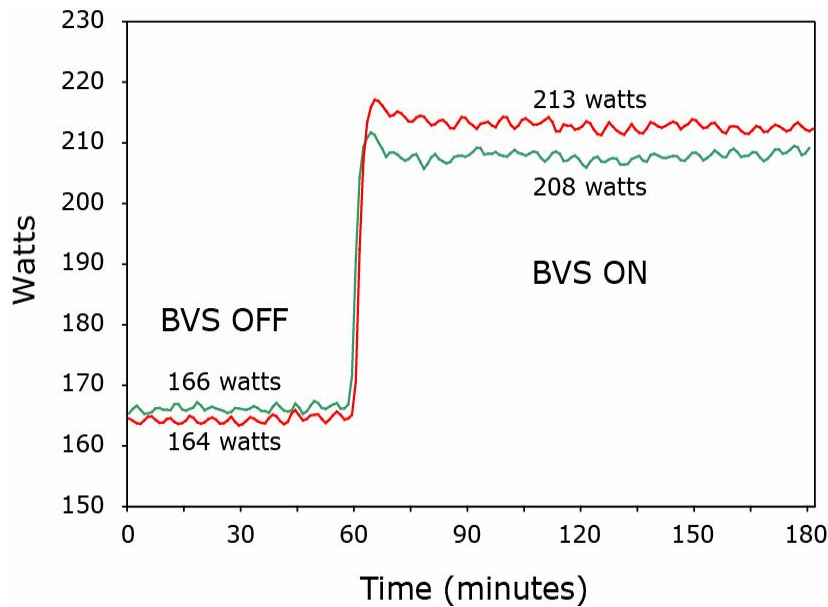


**Figure 2.** Predictive model results: sweat rate for three clothing configurations (40°C)



**Figure 3.** Predictive model results: core temperature for three clothing configurations (50°C).

*Body Ventilation System:* With the BVS blower unit ON, TM measurements of  $R_t$  and  $R_e$  from the BVS/DBDU ensemble were lower (17% and 20%), when compared to OFF values. Subtracting the average power input with the BVS fan OFF from the average with it ON resulted in an average cooling power of 45.1 W associated with the BVS forced ventilation of  $9 \text{ l}\cdot\text{s}^{-1}$  (Figure 4) Though untested, the cooling capacity would be expected to increase at a lower ambient humidity.



**Figure 4.** Power input to the TM with a constant 35°C surface temperature during OFF and ON operation of BVS.

#### DISCUSSION

It must be stated that these results were obtained from tests conducted under controlled environmental conditions using a stationary TM. The actual field performance of both garments will probably vary due to a multitude of factors including garment fit/configuration, body posture, and prevailing weather conditions. Nevertheless, these laboratory experiments showed that specialized garments designed to increase air circulation around the human torso reduced the inherent thermal burden of overlying body armour. Military use of these garments could allow for increases in sweat evaporation and overall thermal comfort during operational heat exposure.

#### REFERENCES

1. Goldman, R (1969). Physiological costs of body armour. *Military Medicine*, 134 (3):204-210.
2. Departments of the Army and Air Force. Heat stress control and heat casualty management. Washington, D.C.: Headquarters Department of the Army and Air Force, 2003.
3. ASTM Standard F 1291-99. Standard Test Method for Measuring the Thermal Insulation of Clothing Using a Heated Manikin. ASTM International, West Conshohocken, PA, USA .
4. ASTM Standard F 2370-05. Standard Test Method for Measuring the Evaporative Resistance of Clothing Using a Sweating Manikin. ASTM International, West Conshohocken, PA, USA.
5. ASTM Standard F 2371-05. Standard Test Method for Measuring the Heat Removal Rate of Personal Cooling Systems Using a Sweating Heated Manikin. ASTM International, West Conshohocken, PA, USA.