

# Report Documentation Page

*Form Approved*  
*OMB No. 0704-0188*

Public reporting burden for the collection of information is estimated to average 1 hour per response, including the time for reviewing instructions, searching existing data sources, gathering and maintaining the data needed, and completing and reviewing the collection of information. Send comments regarding this burden estimate or any other aspect of this collection of information, including suggestions for reducing this burden, to Washington Headquarters Services, Directorate for Information Operations and Reports, 1215 Jefferson Davis Highway, Suite 1204, Arlington VA 22202-4302. Respondents should be aware that notwithstanding any other provision of law, no person shall be subject to a penalty for failing to comply with a collection of information if it does not display a currently valid OMB control number.

1. REPORT DATE <b>JAN 2001</b>	2. REPORT TYPE	3. DATES COVERED <b>00-00-2001 to 00-00-2001</b>	
4. TITLE AND SUBTITLE <b>Low-loss YBa2Cu3O7 films on flexible, polycrystalline-yttria-stabilized zirconia tapes for cryoelectronic applications</b>		5a. CONTRACT NUMBER	
		5b. GRANT NUMBER	
		5c. PROGRAM ELEMENT NUMBER	
6. AUTHOR(S)		5d. PROJECT NUMBER	
		5e. TASK NUMBER	
		5f. WORK UNIT NUMBER	
7. PERFORMING ORGANIZATION NAME(S) AND ADDRESS(ES) <b>University of Maryland ,Department of Physics,Center for Superconductivity Research,College Park,MD,20742-4111</b>		8. PERFORMING ORGANIZATION REPORT NUMBER	
9. SPONSORING/MONITORING AGENCY NAME(S) AND ADDRESS(ES)		10. SPONSOR/MONITOR'S ACRONYM(S)	
		11. SPONSOR/MONITOR'S REPORT NUMBER(S)	
12. DISTRIBUTION/AVAILABILITY STATEMENT <b>Approved for public release; distribution unlimited</b>			
13. SUPPLEMENTARY NOTES			
14. ABSTRACT			
15. SUBJECT TERMS			
16. SECURITY CLASSIFICATION OF:			17. LIMITATION OF ABSTRACT
a. REPORT <b>unclassified</b>	b. ABSTRACT <b>unclassified</b>	c. THIS PAGE <b>unclassified</b>	<b>Same as Report (SAR)</b>
			18. NUMBER OF PAGES <b>3</b>
			19a. NAME OF RESPONSIBLE PERSON

## Low-loss $\text{YBa}_2\text{Cu}_3\text{O}_7$ films on flexible, polycrystalline-yttria-stabilized zirconia tapes for cryoelectronic applications

K. S. Harshavardhan,<sup>a)</sup> H. M. Christen,<sup>b)</sup> and S. D. Silliman  
*Neocera, Inc., 10,000 Virginia Manor Road, Beltsville, Maryland 20705*

V. V. Talanov, S. M. Anlage, and M. Rajeswari  
*Center for Superconductivity Research, University of Maryland, College Park, Maryland 20742*

J. Claassen  
*Naval Research Laboratory, Washington, DC 20375*

(Received 14 August 2000; accepted for publication 30 January 2001)

High-temperature superconducting films on flexible, low-thermal conductivity, low-loss substrates offer a unique base for the development of cryoelectronic digital interconnects. Using an ion-beam-assisted pulsed-laser-deposition technique, we developed biaxially textured  $\text{YBa}_2\text{Cu}_3\text{O}_7$  (YBCO) films on flexible polycrystalline-yttria-stabilized zirconia (YSZ) substrates with the following materials properties: (i) in-plane x-ray  $\Phi$ -scan full width at half maximum of  $\sim 7^\circ$ ; (ii) transition temperatures ( $T_c$ ) in the range of 88–89 K with transition widths ( $\Delta T_c$ ) of  $\sim 0.5$  K; (iii) critical current densities ( $J_c$ ) in the range  $1.5\text{--}2 \times 10^6$  A/cm<sup>2</sup> at 77 K, zero field; (iv) magnetic penetration depth ( $\lambda$ ) of 284 nm at 77 K; and (v) surface resistance ( $R_s$ ) of  $700 \mu\Omega$  at 77 K, 10 GHz. The low-microwave loss, biaxially textured YBCO films combined with the low-thermal conductivity YSZ substrate could facilitate a variety of RF cryoelectronic applications. © 2001 American Institute of Physics. [DOI: 10.1063/1.1358845]

Low-microwave loss, high-temperature superconducting (HTS) thin films on flexible substrates provide an excellent opportunity to transmit large channels of digital data with low-signal attenuation from a low-temperature environment ( $\sim 4$  K) to moderate temperatures ( $\sim 80$  K), if the substrate chosen has the following attributes: a low-thermal conductivity for thermal isolation (between 4 and 80 K), a high-flexural strength and high-fracture toughness for flexibility, a low-RF-loss tangent for obtaining low-signal attenuation, and a relatively low-dielectric constant for low cross talk between the channels. Another important consideration is that the substrate should have a good compatibility with respect to HTS film growth, namely, a close thermal expansion coefficient match with the HTS film and no chemical reaction between the film and the substrate at the growth temperatures. Flexible substrates are desirable since they meet important packaging needs of the superconducting cryoelectronics community.<sup>1</sup>

Polycrystalline-yttria-stabilized zirconia (YSZ) has a low-thermal conductivity of  $0.015 \text{ W cm}^{-1} \text{ K}^{-1}$ , a low-RF loss ( $4 \times 10^{-4}$  at 5 GHz, 77 K),<sup>2</sup> a relatively low-dielectric constant ( $\epsilon_r \sim 28$ ), and is compatible with  $\text{YBa}_2\text{Cu}_3\text{O}_7$  (YBCO) film growth requirements. Further, this substrate is flexible with a high-flexural strength of 1500 Mpa. With these material attributes, flexible YSZ presents a unique substrate material for developing low-loss HTS transmission lines carrying digital signals over a wide bandwidth for cryoelectronic applications. It may be mentioned here that polycrystalline substrates are more desirable than single-

crystalline substrates in applications where flexibility of the substrate is an important consideration.

HTS films deposited on polycrystalline YSZ substrates are polycrystalline and contain high-angle grain boundaries. It is well known that these high-angle grain boundaries (with grain misorientation angles greater than  $5^\circ\text{--}7^\circ$  in the film plane) have Josephson weak-link behavior and exhibit degraded dc and RF properties.<sup>3</sup> It is, therefore, very essential to eliminate or minimize these high-angle grain boundaries, to achieve desirable RF and microwave performance. In this letter, we present a summary of our recent results on the development of low-microwave-loss YBCO films on flexible, polycrystalline, low-thermal-conductivity YSZ tape substrates. An ion-beam-assisted pulsed-laser-deposition (PLD) technique was used to create a biaxially textured template over the polycrystalline and randomly oriented substrate. This template facilitated a high degree of structural order and, hence, a low-microwave loss in subsequently deposited YBCO films.

Ion-beam-assisted deposition (IBAD) has recently emerged as an innovative method for depositing in-plane aligned structural templates on polycrystalline substrates.<sup>4,5</sup> This technique has been widely popular among groups developing biaxial YBCO films on metallic tape substrates for high-current applications.<sup>4,5</sup> The present work focuses on RF applications using this approach, and considers a low-thermal conductivity polycrystalline ceramic substrate (YSZ) for cryoelectronic RF applications.

A commercially available ion-beam-assisted PLD system, manufactured by Neocera<sup>®</sup>, was used to deposit biaxially textured YSZ templates. The experimental geometry used during template deposition is shown in Fig. 1. Briefly, a Kr-F excimer laser operating at 248 nm was used at a pulse repetition rate of 10 Hz. The energy density at the YSZ tar-

<sup>a)</sup>Electronic mail: harsh@neocera.com

<sup>b)</sup>Present address: Oak Ridge National Laboratory, Oak Ridge, TN 37831-6056.

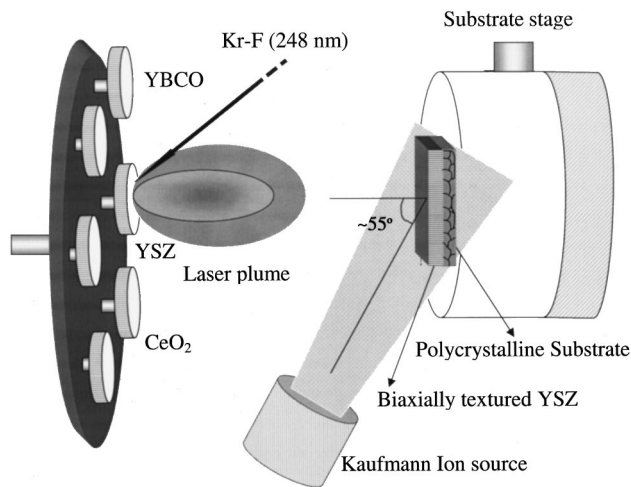


FIG. 1. Experimental arrangement for depositing biaxially textured YSZ templates by ion-assisted PLD.

get during film deposition was  $\sim 2 \text{ J/cm}^2$ . A 3 cm Kaufmann ion source from Commonwealth Scientific, operating at 200 eV and 10 mA beam current was directed towards the growing YSZ film at an incidence angle of  $\sim 55^\circ$  with respect to the substrate normal. The background pressure during YSZ film deposition was  $7 \times 10^{-4}$  Torr in a mixture of 100:1 argon and oxygen. The YSZ film thickness was about  $1 \mu\text{m}$  and the deposition rate was  $0.1 \text{ \AA/pulse}$ . The substrates used were polycrystalline, randomly oriented YSZ. It is significant to mention that no substrate heating was employed during YSZ template deposition. (The substrate temperature rose up to about  $50\text{--}70^\circ\text{C}$  due to self-heating associated with ion bombardment (Ar+O) from the ion gun during YSZ deposition.) About a  $100\text{-\AA}$ -thick  $\text{CeO}_2$  buffer, and  $4000\text{-\AA}$ -thick YBCO were subsequently deposited at  $770^\circ\text{C}$  and 300 mTorr of oxygen.  $\text{CeO}_2$  and YBCO were deposited without any ion assistance.  $\text{CeO}_2$  was chosen as a structural template due to the following. It is generally observed that YBCO films deposited directly on YSZ contain large-angle grain boundaries ( $45^\circ$ ) due to two coincidence sites of YBCO and YSZ oxygen sublattices.<sup>6</sup> It has been established in a previous study that the  $\text{CeO}_2$  buffer layer is an ideal structural template and does not promote any high-angle grain boundaries.<sup>7</sup>

Figure 2 shows the four-circle x-ray diffraction  $\Phi$ -scan data of the multilayer heterostructure. Shown in Fig. 2(a) are the (103) reflections of the YBCO film. The in-plane texture is evident in the  $\Phi$ -angle scan by the four peaks separated by  $90^\circ$ . The full width at half maximum (FWHM) for these peaks are  $\sim 7^\circ$ , indicating excellent in-plane texture. In this plot,  $\Phi$ -scan data are also presented for the IBAD YSZ biaxial template [Fig. 2(c)] and the  $\text{CeO}_2$  structural template [Fig. 2(b)]. The data are obtained from the (202) reflections in both the cases and the FWHMs in this case are  $12^\circ\text{--}13^\circ$  and  $7^\circ\text{--}8^\circ$ , respectively. It may be mentioned here that texture development during ion-assisted YSZ film growth is evolutionary with thickness,<sup>8,9</sup> with the surface layers having a superior in-plane texture than the film closer to the film-substrate interface. The larger FWHMs seen in the case of the YSZ film are, therefore, a cumulative effect since our x-ray diffractometer cannot distinguish between surface and

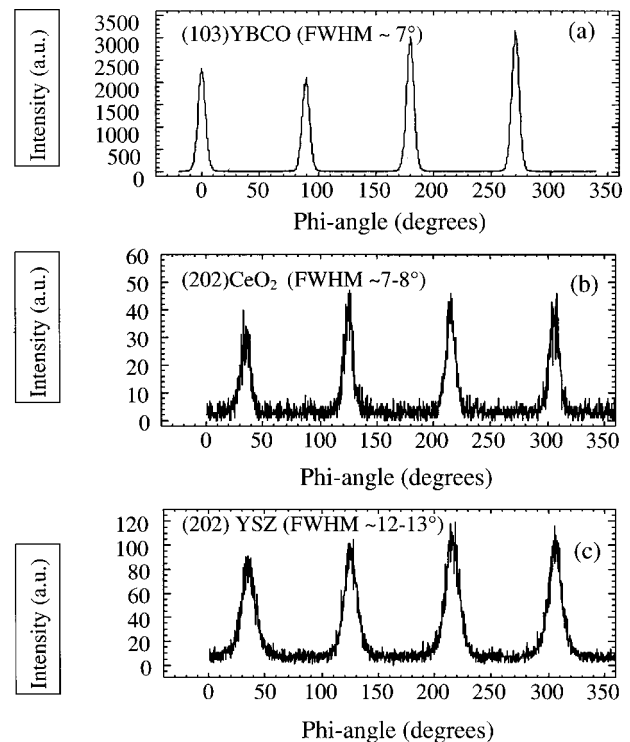


FIG. 2. Four-circle x-ray diffraction data for biaxially textured YBCO (a). Data are also presented for a biaxially textured (b)  $\text{CeO}_2$  buffer layer and (c) a YSZ template.

volume contributions. The FWHMs observed in the case of  $\text{CeO}_2$  ( $7^\circ\text{--}8^\circ$ ) are supportive of this viewpoint that the YSZ surface has a superior in-plane texture. X-ray diffraction (XRD) scans obtained in the  $\theta\text{--}2\theta$  mode (not presented here) indicate that all the films are  $c$ -axis oriented. The XRD measurements, therefore, establish an excellent biaxial texture (both in the  $ab$  plane and along the  $c$  axis) in the YBCO films.

The biaxially textured films were evaluated for transition temperature ( $T_c$ ), transition width ( $\Delta T_c$ ), and critical current density ( $J_c$ ) by ac susceptibility measurements. The  $T_c$  measured for two representative films were in the range  $88\text{--}89 \text{ K}$  with transition widths around  $0.5 \text{ K}$ . Figure 3 shows data obtained from a representative YBCO sample. Critical current densities measured for these two representative films at  $77 \text{ K}$  and zero field were  $1.5\text{--}2 \times 10^6 \text{ A/cm}^2$  at  $77 \text{ K}$ . Figure 4 presents  $J_c$  data obtained from one of the

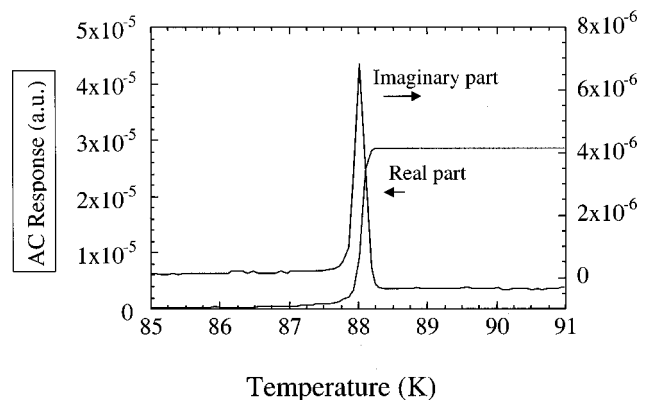


FIG. 3. Ac susceptibility data of biaxially textured YBCO on polycrystalline YSZ substrates.

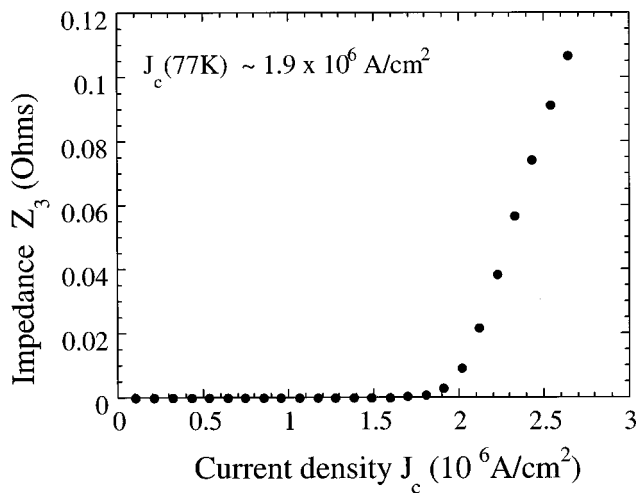


FIG. 4. Critical current density data for biaxially textured YBCO.

YBCO films. The  $T_c$  and  $J_c$  data obtained by electrical transport should be very interesting indicators for applications to interconnects.

The magnetic penetration depth was measured by the mutual inductance technique described in an earlier publication.<sup>10</sup> These measurements were carried out over a wide temperature range (5–87 K) and are presented in Fig. 5. The penetration depth ( $\lambda$ ) measured at 77 K is 284 nm, indicating excellent electromagnetic properties in the present biaxially textured YBCO films.

The microwave properties of the films were evaluated by measuring the surface resistance ( $R_s$ ) of the films.  $R_s$  was measured by a parallel-plate resonator (PPR) technique. The details of this technique have been published elsewhere.<sup>11</sup> Briefly, these measurements were carried out using two nominally identical thin films. The films were brought together, face to face, sandwiching a thin Teflon dielectric (typically, 12.5  $\mu\text{m}$  thick). This combination forms a two-conductor parallel-plate transmission line which can carry a quasi-TEM electromagnetic wave. This transmission line can be made resonant under special conditions and from the  $Q$  factor of the PPR, the surface resistance can be calculated.

At 10 GHz, 77 K, we obtained surface resistance ( $R_s$ ) values of 700  $\mu\Omega$  for the biaxially aligned YBCO films. It may be mentioned that epitaxial YBCO films deposited on single-crystalline substrates and measured with the same PPR technique typically exhibit  $R_s$  values in the range of 400–500  $\mu\Omega$  at 10 GHz, 77 K. It is, therefore, noteworthy that the  $R_s$  values obtained in the present case are among the best reported for YBCO on any polycrystalline substrate so far. The measured microwave properties also validate the possibility of fabricating a variety of low-loss components using this material technology. Our future work will involve design, fabrication, and testing of a multichannel cable employing the current materials base. The results of this effort will be published separately.

In summary, biaxially textured YBCO films were developed on flexible, polycrystalline YSZ substrates using an in-plane aligned YSZ template. The in-plane FWHM of the YBCO films are about 7° as seen by x-ray  $\Phi$  scans. The films exhibit transition temperatures of the order of 88–89 K with transition widths of 0.5 K. The critical current densities mea-

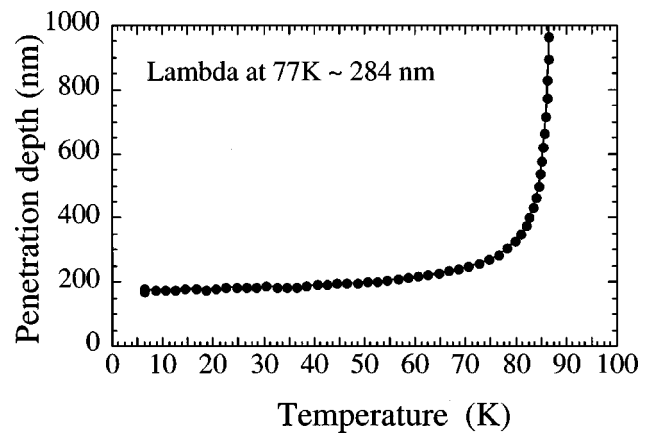


FIG. 5. Magnetic penetration depth data for biaxially textured YBCO.

sured at 77 K are in the range of 1.5–2  $\times 10^6$  A/cm $^2$ . The surface resistance of the films measured at 10 GHz, 77 K, is 700  $\mu\Omega$  indicating an excellent potential of these films in RF applications. The HTS film quality in conjunction with a low-thermal conductivity (0.015 W cm $^{-1}$  K $^{-1}$ ), low-loss, and flexible YSZ substrate forms a unique material base for a variety of cryoelectronic applications. Even though similar YBCO film quality has been achieved in other related work,<sup>12,13</sup> our technique is relatively simple and uses pulsed-laser deposition both for buffer layers as well as for YBCO film depositions.

The structural, electrical, and microwave measurements presented also establish the possibility of obtaining a “single-crystalline-like” film quality, even when deposited on amorphous and/or polycrystalline substrates. In device applications where there is a demand for high structural film quality (as required in the case of HTS, ferroelectrics, magnetic oxides, etc.), and at the same time restrictions on available single-crystalline substrates, the feasibility demonstrations presented in this letter have significant ramifications.

This work was supported by the SBIR Phase I, ONR Contract No. N00014-98-M-0016.

<sup>1</sup>Z. Y. Shen, *High Temperature Superconducting Microwave Circuits—Packaging* (Artech House, Norwood, MA, 1994), p. 241.

<sup>2</sup>T. Konaka, M. Sato, H. Asano, and S. Kubo, *J. Supercond.* **4**, 283 (1991).

<sup>3</sup>N. Newman and W. G. Lyons, *J. Supercond.* **6**, 119 (1993).

<sup>4</sup>Y. Iijima, N. Tanabe, O. Kohno, and Y. Ikeno, *Appl. Phys. Lett.* **60**, 769 (1992).

<sup>5</sup>S. R. Foltyn, P. N. Arendt, P. C. Dowden, R. F. DePaula, J. R. Groves, J. Y. Coulter, Q. Jia, M. P. Maley, and D. E. Peterson, *IEEE Trans. Appl. Supercond.* **9**, 1519 (1999).

<sup>6</sup>S. M. Garrison, N. Newman, B. F. Cole, K. Char, and R. W. Barton, *Appl. Phys. Lett.* **58**, 2168 (1991).

<sup>7</sup>X. D. Wu, R. C. Dye, R. E. Muenchausen, S. R. Foltyn, M. Maley, A. D. Rollett, A. R. Garcia, and N. S. Nogar, *Appl. Phys. Lett.* **58**, 2165 (1991).

<sup>8</sup>N. Sonnenberg, A. S. Longo, M. J. Cima, B. P. Chang, K. G. Ressler, P. C. McIntyre, and Y. P. Liu, *J. Appl. Phys.* **74**, 1027 (1993).

<sup>9</sup>X. D. Wu, S. R. Foltyn, P. Arendt, J. Townsend, C. Adams, I. H. Campbell, P. Tiwari, Y. Coulter, and D. E. Peterson, *Appl. Phys. Lett.* **65**, 1961 (1994).

<sup>10</sup>J. H. Claassen, M. L. Wilson, J. M. Byers, and S. Adrian, *J. Appl. Phys.* **82**, 3028 (1997).

<sup>11</sup>R. C. Taber, *Rev. Sci. Instrum.* **61**, 2200 (1990).

<sup>12</sup>J. Wiesmann, J. Dzick, J. Hoffmann, K. Heimann, and H. C. Freyhardt, *Proc. EUCAS 97*, Koningshaf, The Netherlands (Institute of Physics, Bristol, U.K. 1997), p. 997.

<sup>13</sup>M. Bauer, R. Smerad, H. Kinder, J. Weismann, J. Dzick, and H. C. Freyhardt, *IEEE Trans. Appl. Supercond.* **9**, 2244 (1999).