



Unmanned Vehicle Update

Dr. Jim Overholt
Director, Joint Center for Unmanned Ground Vehicles

TARDEC – Warren, MI



Intelligent Vehicle Technology Transition Conference

13 April 2007

SUPERIOR TECHNOLOGY



FOR A

SUPERIOR ARMY



TARDEC

U.S. ARMY TANK, AUTOMOTIVE RESEARCH, DEVELOPMENT AND ENGINEERING CENTER

RDECOM

TACOM

The Soldier and Ground Systems Life Cycle Management Command

Report Documentation Page

Form Approved
OMB No. 0704-0188

Public reporting burden for the collection of information is estimated to average 1 hour per response, including the time for reviewing instructions, searching existing data sources, gathering and maintaining the data needed, and completing and reviewing the collection of information. Send comments regarding this burden estimate or any other aspect of this collection of information, including suggestions for reducing this burden, to Washington Headquarters Services, Directorate for Information Operations and Reports, 1215 Jefferson Davis Highway, Suite 1204, Arlington VA 22202-4302. Respondents should be aware that notwithstanding any other provision of law, no person shall be subject to a penalty for failing to comply with a collection of information if it does not display a currently valid OMB control number.

1. REPORT DATE 13 APR 2007	2. REPORT TYPE N/A	3. DATES COVERED -	
4. TITLE AND SUBTITLE Unmanned Vehicle Update		5a. CONTRACT NUMBER	
		5b. GRANT NUMBER	
		5c. PROGRAM ELEMENT NUMBER	
6. AUTHOR(S) Dr. Jim Overholt		5d. PROJECT NUMBER	
		5e. TASK NUMBER	
		5f. WORK UNIT NUMBER	
7. PERFORMING ORGANIZATION NAME(S) AND ADDRESS(ES) US Army RDECOM-TARDEC 6501 E 11 Mile Rd Warren, MI 48397-5000		8. PERFORMING ORGANIZATION REPORT NUMBER 17035	
9. SPONSORING/MONITORING AGENCY NAME(S) AND ADDRESS(ES)		10. SPONSOR/MONITOR'S ACRONYM(S) TACOM/TARDEC	
		11. SPONSOR/MONITOR'S REPORT NUMBER(S) 17035	
12. DISTRIBUTION/AVAILABILITY STATEMENT Approved for public release, distribution unlimited			
13. SUPPLEMENTARY NOTES Presented at the Intelligent Vehicle Technology Transition Conference 13 April 2007, The original document contains color images.			
14. ABSTRACT			
15. SUBJECT TERMS			
16. SECURITY CLASSIFICATION OF:			17. LIMITATION OF ABSTRACT SAR
a. REPORT unclassified	b. ABSTRACT unclassified	c. THIS PAGE unclassified	
			18. NUMBER OF PAGES 16
			19a. NAME OF RESPONSIBLE PERSON



Joint Center for UGVs (JC-UGV)

Mission and Focus

Partner with universities to establish robotics curriculums and build expertise in military ground robotics to meet customer needs

University Outreach

Partnering with consortiums and national industrial base to develop and transition cutting-edge unmanned vehicle technologies to the Warfighter

Industry Partnering

Congressional Language

The budget request included \$110.0 million in PE 63005A, for combat vehicle and automotive advanced technology. Under this account, the Army pursues survivability and mobility, communications, energy and power, and **autonomous technology improvements for manned and unmanned ground systems**. The committee recommends an increase of \$35.0 million in PE 63005A for acceleration of research in all of these areas, and \$10.0 million for **unmanned ground vehicle prototype research to promote near-term transition of robotic ground vehicle technologies**.

Life Cycle Support

Partner with TACOM LCMC and RS JPO for total lifecycle decision and systems engineering support for the development and sustainment of robotics technologies

Government Research

TARDEC, the JC-UGV, RDECOM and OGA labs developing applied technologies to deliver the best possible solution to the Soldier

JC-UGV

R&D, Acquisition and Sustainment



Unmanned Systems Community



JC-UGV Collocation With the TACOM LCMC, RS JPO and TARDEC Fosters Technology Transfers Between Manned and Unmanned Systems

Manned Systems Community



Enabling Technologies

- Small UGV Prime Power
- UGV Armor and active protection
- Signature reduction
- Active suspensions
- Band track
- Power Mgmt
- Alternative power

- Drivers' assistant
- Indirect vision driving
- Enhanced SA
- Auto NAV
- Tactical behaviors
- Reduced logistics
- Reduced human threat

T
r
a
n
s
f
e
r

JC-UGV Coordination of TACOM/TARDEC Core Capabilities

Power and Energy

- Fuel Cells
- Pulse Power
- Hybrid Electric
- Intelligent Power Management
- Batteries

Survivability

- Signature Management
- Active Protection
- Lightweight Multi-Functional Armors
- Landmine Protection
- Laser Vision/sensor Protection

Mobility

- Engines
- Transmissions
- Suspension
- Tracks/Wheels
- Vehicle Structures

Intelligent Systems

- Perception
- Tele-operation
- Autonomous Navigation & Intelligence
- Human-Robot Interaction and Control
- Actuator Kits

FY06 >\$100M
Manned

FY 06 >\$20M
Unmanned

D
e
v
e
l
o
p
m
e
n
t



Partnering Opportunities to Deliver Technology to the Warfighter

University Outreach

- Establish robotics curriculums to build expertise in military robotics
- Fund long term and quick reaction technology development efforts focused on transitional solutions to material developers
- Foster individual efforts at local, state and national universities using various mechanisms



Virginia Tech
Autonomous Vehicle Team



Stanford AI Lab

Industry

- Maximize use of regional capabilities in automotive and defense based technologies.
- Exchange ideas and invest in technology development through existing CRADAs and contracts.



DAIMLERCHRYSLER

Small Business

- Utilize SBIR and STTR programs to allow small high-tech U.S. Businesses and academia the opportunity to provide innovative R&D solutions to critical DoD needs.
- Propose new SBIR topics and Invest in existing SBIR enhancements/plus-ups to companies developing unmanned ground vehicle technologies

- Intelligent Mobility
- Innovative Control
- Adaptive Payloads
- Advanced Sensors
- Intrinsic Mobility

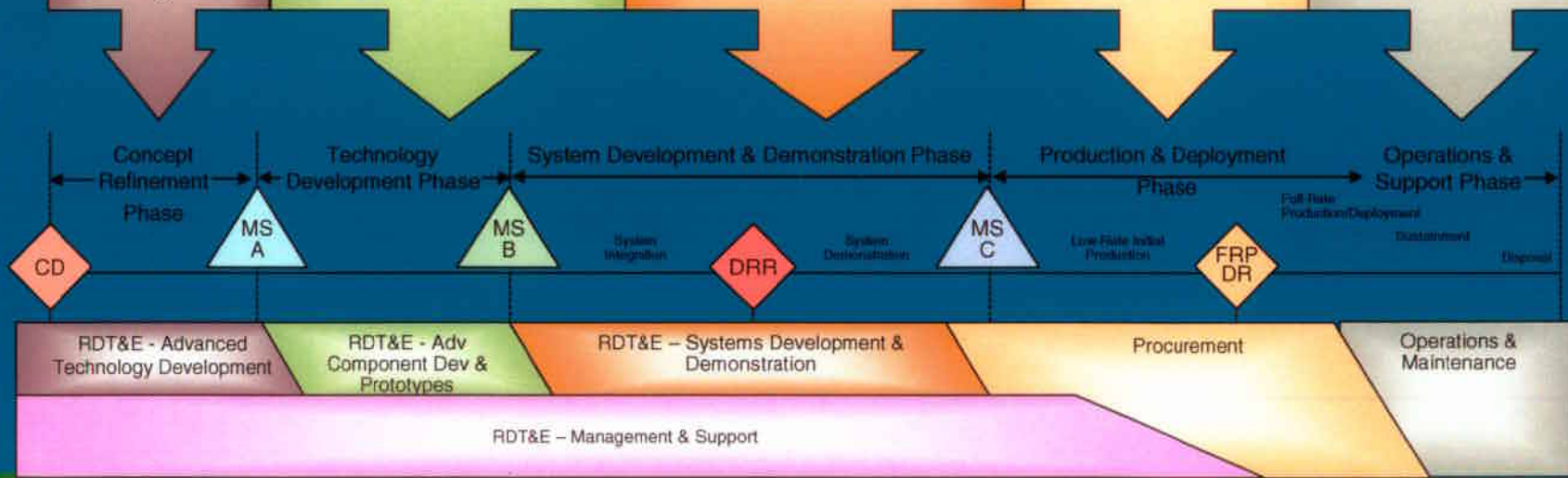


Forging relationships with leading national institutions

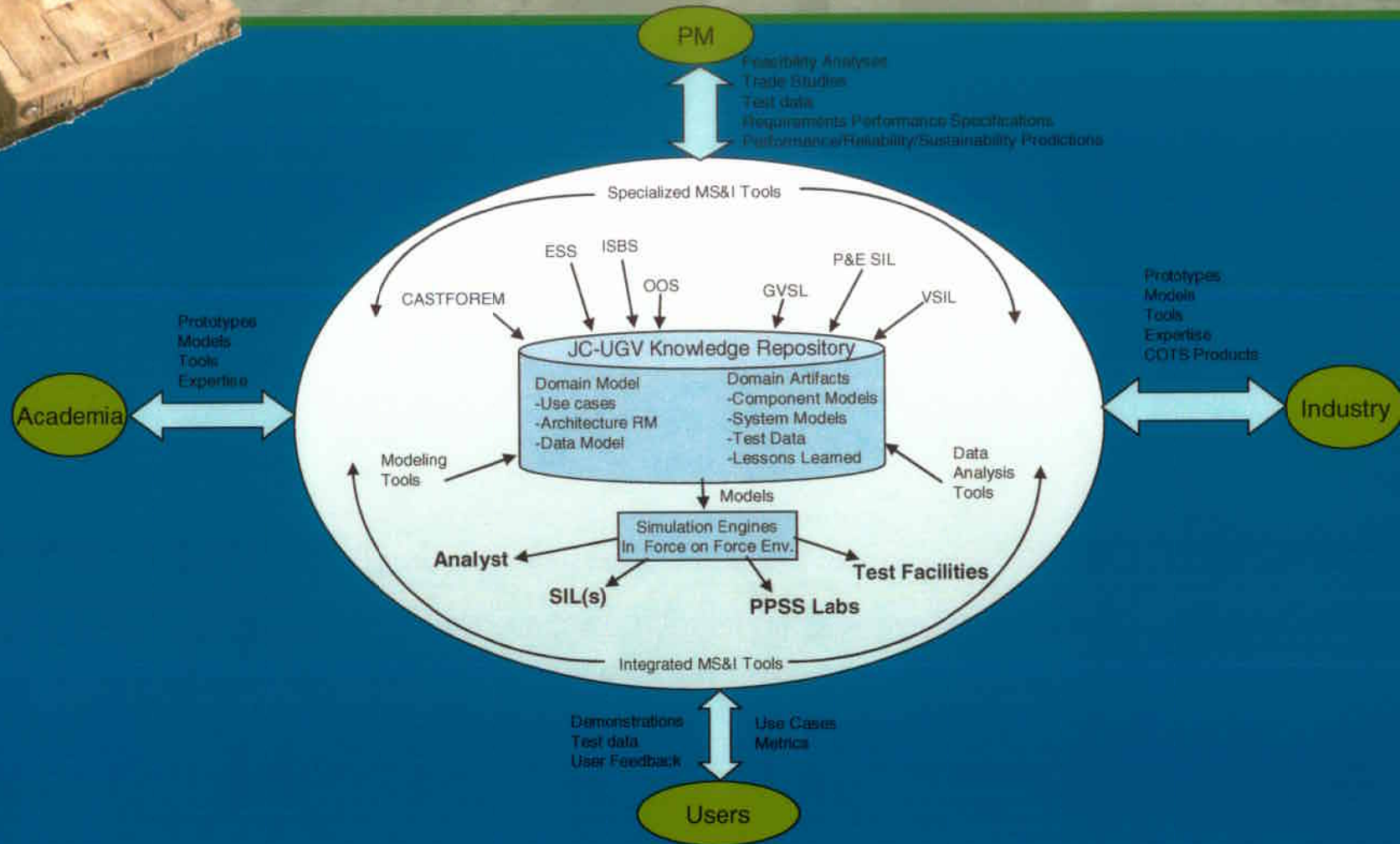
Life Cycle for Unmanned Ground Vehicle Technologies



RDT&E Adv. Concept Dev.	RDT&E Adv. Component Development Phase	RDT&E – System Development & Demo Phase	Procurement & Deployment	Operations & Maintenance
Academic	Academic	Academic	Academic	Academic
<ul style="list-style-type: none"> • Studies • Research Grants 	<ul style="list-style-type: none"> • Modify National Robotics Initiatives, COTS Integration • Curriculum Development 	<ul style="list-style-type: none"> • Participation in Demos and Challenges • Support Technology Insertion 	<ul style="list-style-type: none"> • Contribute to COTS Training Plans 	<ul style="list-style-type: none"> • Refine Curriculum to Improve Fielded Systems (Bots)
Industry	Industry	Industry	Industry	Industry
<ul style="list-style-type: none"> • SBIRS • Prototyping 	<ul style="list-style-type: none"> • Partnership with OEMs • Production Analysis 	<ul style="list-style-type: none"> • Analysis of Production Cost Reductions and Reliability 	<ul style="list-style-type: none"> • Optimize Full Rate Production & Depots 	<ul style="list-style-type: none"> • Support Depot and Industrial base
Government	Government	Government	Government	Government
<ul style="list-style-type: none"> • Task Analysis • Prototyping • Simulation • Force Effectiveness Modeling 	<ul style="list-style-type: none"> • Development of Intelligent Systems & Technologies • “Unmanning” Manned Systems • Technology Assessment and Transfer Management 	<ul style="list-style-type: none"> • Supervision of Limited User Tests and IOT&E • Safety Release Milestones • Transfer of ILSC Requirements 	<ul style="list-style-type: none"> • New Equipment Training • Post Production Product Improvement • Support Field Modifications 	<ul style="list-style-type: none"> • Post Production Software Support • Depot Maintenance Support • Respond to Operational GAPS



JC-UGV Modeling, Simulation, and Integration Environment



An open, knowledge-centric environment integrates expertise from government, academia and industry to support PM and Users

Robotics Vehicle Technologies for FCS



TARDEC Stryker

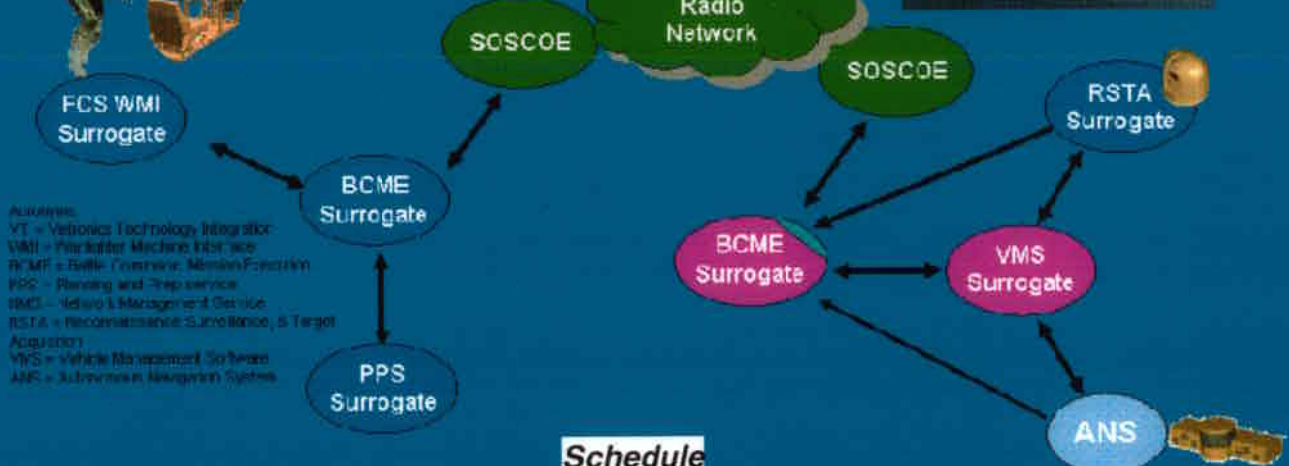
MGV Crewman



Crusher 1.0/2.0

Existing SW Source Code (color key)

- VTI*
- Crusher
- ANS



Acronyms:
 VT - Verbata Technology Integrator
 WMI - Warfighter Machine Interface
 BCME - Battle Command, Control, & Management System
 PPS - Planning and Preparation
 RSTA - Reconnaissance, Surveillance, & Target Acquisition
 VMS - Vehicle Management Software
 ANS - Autonomous Navigation System

Schedule

		MILESTONE (FY)			
		07	08	09	10
ATO	Integration of initial S&T and FCS components	[Bar]			
	Integration of FCS ANS System onto Crusher Platform		[Bar]		
	Upgrades to FCS Components		[Bar]		
	Control Integration Experiments/Technical Readiness Review	[Triangle]	[Triangle]	[Diamond 6]	
Non-ATO	Mobility Testbed Design		[Bar]		
	Mobility Testbed Fabrication		[Bar]		
	S&T and FCS Component Integration on Mobility Testbed		[Bar]		
	Mobility Integration Experiments/Technical Readiness Review		[Triangle]	[Triangle]	[Diamond 6]

Autonomous Platform Demonstrator (APD) Program




Existing DARPA/CMU-NREC
Crusher 1.0

PM FCS
ARV SFR Requirements



Hybrid
Drive
Technology



Suspension
Technology

Schedule & Cost

MILESTONES	FY07	FY08	FY09	FY10
Trade Study	█			
Concept Design and Integration		█		
Mobility Testing			█	
System Functional Testing			█	

Purpose:

- This platform demonstrator will develop, integrate, and test next generation UGV mobility technologies such as hybrid electric drive systems, advanced suspension systems, lightweight chassis technologies, and efficient, low density auxiliary systems integrated on a single platform while preserving deployability of 2 in a C-130.
- To design, integrate, and test (platform mobility/system performance) guided by and based on FCS ARV SFR requirements/specifications (including weight, mobility performance, and size).
- To develop an Autonomous Platform Demonstrator (APD) for the demonstration of ARV platform technologies developed under the ATO D.TAR.2008.04, Robotic Vehicle Technologies (RVT) for FCS ATO on an improved UGV platform.

Results:

- Platform capable of demonstrating reliable mobility drivetrain and chassis subsystems (engine, transmission, suspension, and hybrid electric drive).
- Engineering data through platform mobility and performance testing to refine ARV SDD-level designs.

Payoff:

- Continuing to develop and mature UGV core mobility technologies into the APD will benefit all unmanned platform mobility, subsystem and control development.
- Higher performing UGV platform for continued ATO control experimentation.
- Integrated APD platform and experimentation data that provides design risk reduction for ARV platform reqmts.

Future Unmanned Systems

The Future: Fully networked near-autonomous systems working hand in hand with Soldiers

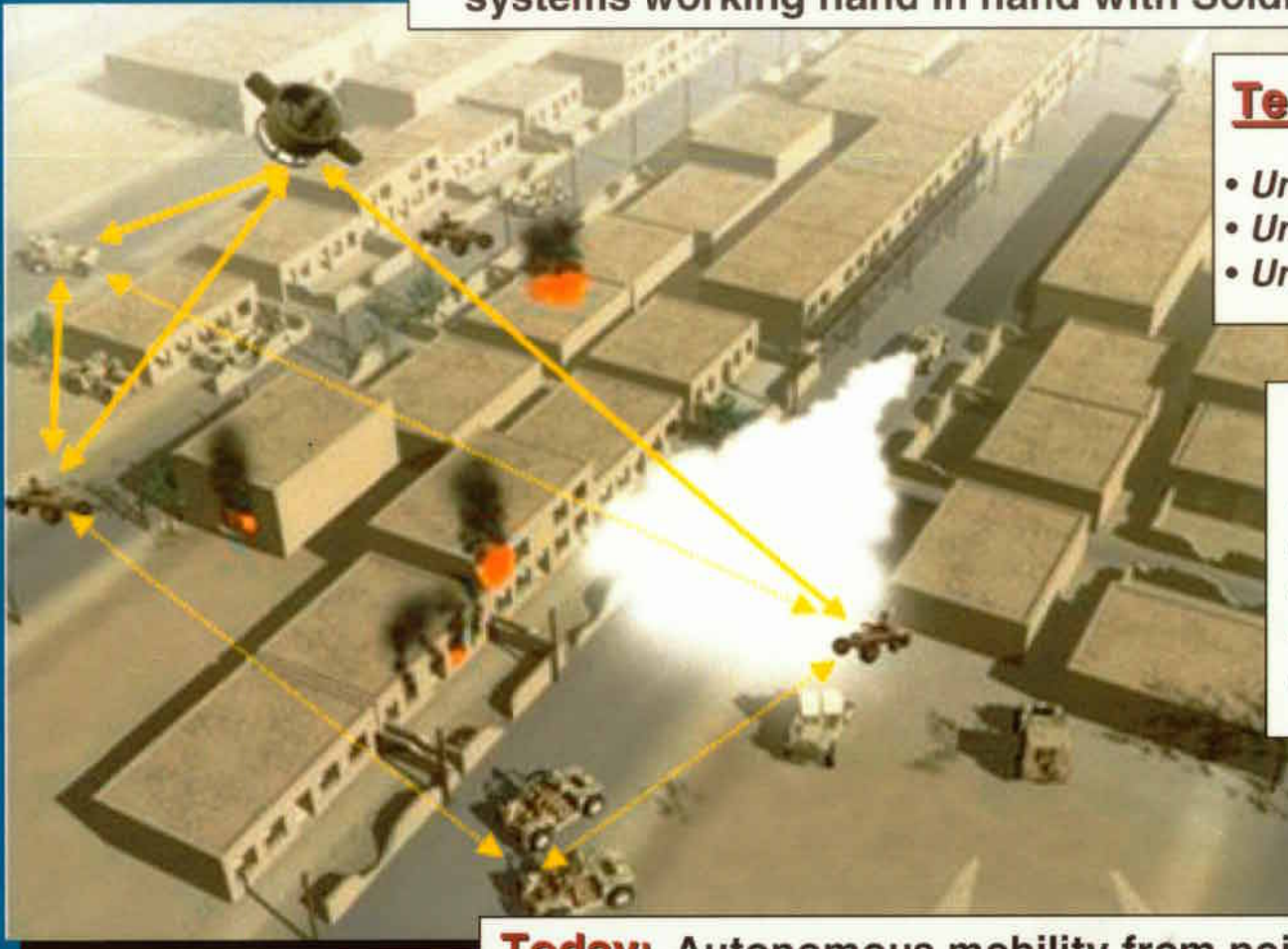
Technologies Covering

- *Unmanned Air Vehicles*
- *Unmanned Ground Vehicles*
- *Unattended Ground Sensors*

Core Technologies

- *Perception*
- *Intelligence*
- *Command & Control*
- *Platforms*
- *Safety*

Today: Autonomous mobility from point A to Point B in static environments



Solving Tomorrow's Challenges Today

Teleoperation

Protection

Safe Operations

Bandwidth

Power & Energy

Planning

Classification

Affordability

Latency

Convoy

Weaponization

Behaviors

Sensing

OCU

Mobility

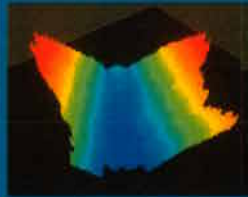

Resolution

Interoperability

Payloads

Army S&T Priorities for FCS Threshold Requirements

Intelligence/Tactical Behaviors



- Threat response/self security
- Tactical behaviors
- Formations/leader-follower

UGV Control for Overall System Effectiveness



- Warfighter machine interface
- Battle command integration
- Network constraints
- Weaponization

Safe Operations in Dynamic Environments



- Vehicle safety
- 360° Awareness

Platform Mobility Maturation




- SWaP Constraints
- Mobility enhancements
- Endurance

Intelligence/Tactical Behaviors

Current Performance

- Point A to Point B autonomous navigation using a priori terrain info and local sensing for driving and situational awareness
- S&T progressing intelligent tactical behaviors in realistic scenarios
 - ARL Robotics Collaborative Technology Alliance
 - TARDEC/AMRDEC Robotic Collaboration ATO
 - TARDEC/ARL Near Autonomous Unmanned Systems ATO

Perception and World Modeling



Deliberative and reactive planning



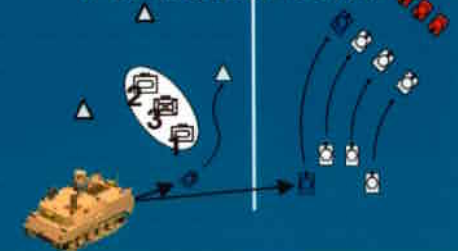
Layered detection and response



Required Performance

Autonomous, yet Soldier-like navigational decision making, threat detection and response, and collaborative behaviors to achieve a military objective

Formation control



Safe Operations in Dynamic Environments

Current Performance

- Autonomous maneuver in complex terrain with stationary obstacles
- S&T progressing autonomous navigation in realistic scenarios
 - ARL Robotics Collaborative Technology Alliance
 - TARDEC Robotic Collaboration ATO
 - DARPA Urban Challenge




Data collections with moving obstacles



Pedestrian Detection/Avoidance



Understanding dynamic environments for reactive planning



Required Performance

Autonomous maneuver in close proximity to pedestrians and vehicles to enable effective and safe Soldier robot teaming



Tactical Wheeled Vehicle Robotic Convoy



- Automate two 5 ton FMTV trucks to perform autonomous vehicle following
- Joint Project with PM CS/CSS
- Goal is low cost robotic convoy capability
- Supports manned driver automation for manned convoys
- On- and off- road operations
- Field Testing in November 06



NAUS Human Localization for Pedestrian Detection and Following


Pedestrian Detection: Use stereo IR and stereo gray scale to identify people in a single image pair.

Pedestrian Following: Use color stereo images to identify and track a person based on color and disparity.

Pedestrian Detection Algorithms

- Stereo Gray-Scale Pedestrian Detection
- Single frame detection
- Moving vehicle/person detection
- Frame rate ~22 fps

- Stereo Infrared Pedestrian Detection
- Single frame detection
- Moving vehicle/person detection
- Frame rate ~ 28 fps



Unmanned Systems Behavior

CORE BEHAVIORS

COMMUNICATE

- Transmit/receive digital data
- Transmit/receive voice

MOVE

- Move autonomously (individual)
- Move autonomously (formation)
- Move by teleoperation
- Move by remote control

SAFETY RELATED BEHAVIORS

SITUATIONAL AWARENESS

- Self awareness
- Terrain awareness
- Dismount awareness

SYSTEM SELF SECURITY

- Intent Analysis
- System Protection

MISSION SPECIFIC BEHAVIORS

OBSERVE

- Occupy a vehicle position
- Conduct surveillance
- Conduct target acquisition

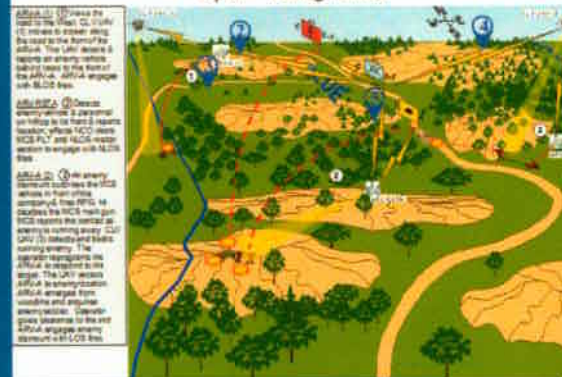
DEPLOY PAYLOAD

- Employ countermeasures
- Dispense sensors

ENGAGE TARGETS

- Designate a target
- Engage a target LOS
- Engage a target BLOS
- Engage a target with non-lethals

ARV Tactical Engagement Behaviors
Open – Rolling Terrain



ARV Tactical Movement Behaviors
Open – Rolling Terrain

