

# Integral Invariant Signatures

Siddharth Manay<sup>1</sup>, Byung-Woo Hong<sup>2</sup>, Anthony J. Yezzi<sup>3</sup>, and Stefano Soatto<sup>1</sup> \*

<sup>1</sup> University of California at Los Angeles, Los Angeles CA 90024, USA,

<sup>2</sup> University of Oxford, Oxford OX1 3BW, UK

<sup>3</sup> Georgia Institute of Technology, Atlanta GA 30332, USA

{manay,hong,soatto}@cs.ucla.edu ayezzi@ece.gatech.edu,

**Abstract.** For shapes represented as closed planar contours, we introduce a class of functionals that are invariant with respect to the Euclidean and similarity group, obtained by performing integral operations. While such integral invariants enjoy some of the desirable properties of their differential cousins, such as locality of computation (which allows matching under occlusions) and uniqueness of representation (in the limit), they are not as sensitive to noise in the data. We exploit the integral invariants to define a unique signature, from which the original shape can be reconstructed uniquely up to the symmetry group, and a notion of scale-space that allows analysis at multiple levels of resolution. The invariant signature can be used as a basis to define various notions of distance between shapes, and we illustrate the potential of the integral invariant representation for shape matching on real and synthetic data.

## 1 Introduction

Geometric invariance is an important issue in computer vision that has received considerable attention in the past. The idea that one could compute functions of geometric primitives of the image that do not change under the various nuisances of image formation and viewing geometry was appealing; it held potential for application to recognition, correspondence, 3-D reconstruction, and visualization. The discovery that there exist no generic viewpoint invariants was only a minor roadblock, as image deformations can be approximated with homographies; hence the study of invariants to projective transformations and their subgroups (affine, similarity, Euclidean) flourished. Toward the end of the last millennium, the decrease in popularity of research on geometric invariance was sanctioned mostly by two factors: the progress on multiple view geometry (one way to achieve viewpoint invariance is to estimate the viewing geometry) and noise. Ultimately, algorithms based on invariants did not meet expectations because most entailed computing various derivatives of measured functions of the image (hence the name “differential invariants”). As soon as noise was present and affected the geometric primitives computed from the images, the invariants were dominated by the small scale perturbations. Various palliative measures were taken, such as the introduction of scale-space smoothing, but a more principled approach has so far been elusive. Nowadays, the field is instead engaged in searching for invariant (or insensitive) measures of photometric (rather than geometric) nuisances in the image formation process. Nevertheless, the idea of

---

\* Supported by NSF IIS-0208197, AFOSR F49620-03-1-0095, ONR N00014-03-1-0850

# Report Documentation Page

Form Approved  
OMB No. 0704-0188

Public reporting burden for the collection of information is estimated to average 1 hour per response, including the time for reviewing instructions, searching existing data sources, gathering and maintaining the data needed, and completing and reviewing the collection of information. Send comments regarding this burden estimate or any other aspect of this collection of information, including suggestions for reducing this burden, to Washington Headquarters Services, Directorate for Information Operations and Reports, 1215 Jefferson Davis Highway, Suite 1204, Arlington VA 22202-4302. Respondents should be aware that notwithstanding any other provision of law, no person shall be subject to a penalty for failing to comply with a collection of information if it does not display a currently valid OMB control number.

1. REPORT DATE <b>2004</b>		2. REPORT TYPE		3. DATES COVERED <b>00-00-2004 to 00-00-2004</b>	
4. TITLE AND SUBTITLE <b>Integral Invariant Signatures</b>				5a. CONTRACT NUMBER	
				5b. GRANT NUMBER	
				5c. PROGRAM ELEMENT NUMBER	
6. AUTHOR(S)				5d. PROJECT NUMBER	
				5e. TASK NUMBER	
				5f. WORK UNIT NUMBER	
7. PERFORMING ORGANIZATION NAME(S) AND ADDRESS(ES) <b>University of California, Los Angeles, Computer Science Department, Los Angeles, CA, 90095</b>				8. PERFORMING ORGANIZATION REPORT NUMBER	
9. SPONSORING/MONITORING AGENCY NAME(S) AND ADDRESS(ES)				10. SPONSOR/MONITOR'S ACRONYM(S)	
				11. SPONSOR/MONITOR'S REPORT NUMBER(S)	
12. DISTRIBUTION/AVAILABILITY STATEMENT <b>Approved for public release; distribution unlimited</b>					
13. SUPPLEMENTARY NOTES <b>Proceedings of the European Conference on Computer Vision, (ECCV 2004), Prague, Czech Republic, May 11-14, 2004</b>					
14. ABSTRACT <b>For shapes represented as closed planar contours, we introduce a class of functionals that are invariant with respect to the Euclidean and similarity group, obtained by performing integral operations. While such integral invariants enjoy some of the desirable properties of their differential cousins, such as locality of computation (which allows matching under occlusions) and uniqueness of representation (in the limit), they are not as sensitive to noise in the data. We exploit the integral invariants to define a unique signature, from which the original shape can be reconstructed uniquely up to the symmetry group, and a notion of scale-space that allows analysis at multiple levels of resolution. The invariant signature can be used as a basis to define various notions of distance between shapes, and we illustrate the potential of the integral invariant representation for shape matching on real and synthetic data.</b>					
15. SUBJECT TERMS					
16. SECURITY CLASSIFICATION OF:			17. LIMITATION OF ABSTRACT	18. NUMBER OF PAGES	19a. NAME OF RESPONSIBLE PERSON
a. REPORT <b>unclassified</b>	b. ABSTRACT <b>unclassified</b>	c. THIS PAGE <b>unclassified</b>			

computing functions that are invariant with respect to group transformations of the image domain remains important, because it holds the promise to extract compact, efficient representations for shape matching, indexing, and ultimately recognition.

In this paper, we introduce a general class of invariants that are *integral* functionals of the data, as opposed to differential ones. We argue that such functionals are far less sensitive to noise, while retaining the nice features of differential invariants such as locality, which allow for matching under occlusions. They can be exploited to define invariant signature curves that can be used as a representation to define various notions of distances between shapes. We restrict our analysis to Euclidean and similarity invariants, although extensions to the affine group are straightforward. The integration kernel allows us to define intrinsic scale-spaces of invariant signatures, so that we can represent shapes at different levels of resolution and under various levels of measurement noise. We also show that our invariants can be computed very efficiently without performing explicit sums (in the discretized domain). Finally, we show that in the limit where the kernel measure goes to zero, one class of integral invariant is in one-to-one correspondence with the prince of differential invariants, curvature. This allows the establishment of a completeness property of the representation, in the limit, in that a given shape can be reconstructed uniquely, up to the invariance group, from its invariant signature. This relationship allows us to tap into the rich literature on differential invariants for theoretical results, while in our experiments we can avoid computing higher-order derivatives. We illustrate our results with several experiments, showed as space allows.

## 2 Relation to existing work, and our contribution

The role of invariants in computer vision has been advocated for various applications ranging from shape representation [34, 4] to shape matching [3, 29], quality control [48, 11], and general object recognition [39, 1]. Consequently a number of features that are invariant under specific transformations have been investigated [14, 25, 15, 21, 33, 46]. In particular, one can construct primitive invariants of algebraic entities such as lines, conics and polynomial curves, based on a global descriptor of shape [36, 18]. In addition to invariants to transformation groups, considerable attention has been devoted to invariants with respect to the geometric relationship between 3D objects and their 2D views; while generic viewpoint invariants do not exist, invariant features can be computed from a collection of coplanar points or lines [40, 41, 20, 6, 17, 52, 1, 45, 26]. An invariant descriptor of a collection of points that relates to our approach is the shape context introduced by Belongie et al. [3], which consists in a radial histogram of the relative coordinates of the rest of the shape at each point.

Differential invariants to actions of various Lie groups have been addressed thoroughly [28, 24, 13, 35]. An invariant is defined by an unchanged subset of the manifold which the group transformation is acting on. In particular, an invariant signature which pairs curvature and its first derivative avoids parameterization in terms of arc length [10, 37]. Calabi and coworkers suggested numerical expressions for curvature and first derivative of curvature in terms of joint invariants.

However, it is shown that the expression for the first derivative of curvature is not convergent and modified formulas are presented in [5].

In order to reduce noise-induced fluctuations of the signature, semi-differential invariants methods are introduced by using first derivatives and one reference point instead of curvature, thus avoiding the computation of high-order derivatives [38, 19, 27]. Another semi-invariant is given by transforming the given coordinate system to a canonical one [49].

A useful property of differential and (some) semi-differential invariants is that they can be applied to match shapes despite occlusions, due to the locality of the signature [8, 7]. However, the fundamental problem of differential invariants is that high-order derivatives have to be computed, amplifying the effect of noise. There have been several approaches to decrease sensitivity to noise by employing scale-space via linear filtering [50]. The combination of invariant theory with geometric multiscale analysis is investigated by applying an invariant diffusion equation for curve evolution [42, 43, 12]. A scale-space can be determined by varying the size of the differencing interval used to approximate derivatives using finite differences [9]. In [32], a curvature scale-space was developed for a shape matching problem. A set of Gaussian kernels was applied to build a scale-space of curvature whose extrema were observed across scales.

To overcome the limitations of differential invariants, there have been attempts to derive invariants based on integral computations. A statistical approach to describe invariants was introduced using moments in [23]. Moment invariants under affine transformations were derived from the classical moment invariants in [16]. They have a limitation in that high-order moments are sensitive to noise which results in high variances. The error analysis and analytic characterization of moment descriptors were studied in [30]. The Fourier transform was also applied to obtain integral invariants [51, 31, 2]. A closed curve was represented by a set of Fourier coefficients and normalized Fourier descriptors were used to compute affine invariants. In this method, high-order Fourier coefficients are involved and they are not stable with respect to noise. Several techniques have been developed to restrict the computation to local neighborhoods: the Wavelet transform was used for affine invariants using the dyadic wavelet in [47] and potentials were also proposed to preserve locality [22]. Alternatively, semi-local integral invariants are presented by integrating object curves with respect to arc length [44].

In this manuscript, we introduce two general classes of integral invariants; for one of them, we show its relationship to differential invariants (in the limit), which allows us to conclude that the invariant signature curve obtained from the integral invariant is in one-to-one correspondence with the original shape, up to the action of the nuisance group. We use the invariant signature to define various notions of distance between shapes, and we illustrate the potential of our representation on several experiments with real and simulated images.

### 3 Integral invariants

Throughout this section we indicate with  $\gamma : \mathbb{S}^1 \rightarrow \mathbb{R}^2$  a closed planar contour with arclength  $ds$ , and  $G$  a group acting on  $\mathbb{R}^2$ , with  $dx$  the area form on  $\mathbb{R}^2$ . We

also use the formal notation  $\bar{\gamma}$  to indicate either the interior of the region bounded by  $\gamma$  (a two-dimensional object), or the curve  $\gamma$  itself (a one-dimensional object), and  $d\mu(x)$  the corresponding measure, i.e. the area form  $dx$  or the arclength  $ds(x)$  respectively. With this notation, we can define a fairly general notion of integral invariant.

**Definition 1** A function  $I_\gamma(p) : \mathbb{R}^2 \rightarrow \mathbb{R}$  is an integral  $G$ -invariant if there exists a kernel  $h : \mathbb{R}^2 \times \mathbb{R}^2 \rightarrow \mathbb{R}$  such that

$$I_\gamma(p) = \int_{\bar{\gamma}} h(p, x) d\mu(x) \quad (1)$$

where  $h(\cdot, \cdot)$  satisfies

$$\int_{\bar{\gamma}} h(p, x) d\mu(x) = \int_{g\bar{\gamma}} h(gp, x) d\mu(x) \quad \forall g \in G. \quad (2)$$

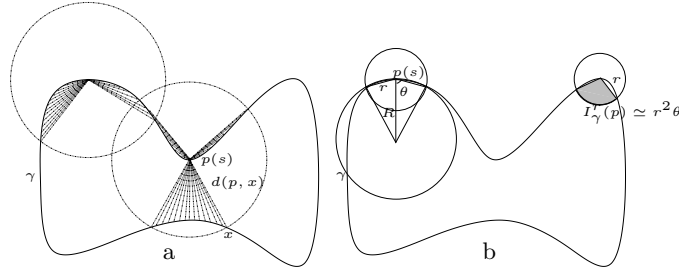
where  $g\gamma \doteq \{gx \mid g \in G, x \in \gamma\}$ , and similarly for  $g\bar{\gamma}$ .

The definition can be extended to vector signatures, or to multiple integrals. Note that the point  $p$  does not necessarily lie on the contour  $\gamma$ , as long as there is an unequivocal way of associating  $p \in \mathbb{R}^2$  to  $\gamma$  (e.g. the centroid of the curve).

**Example 1 (Integral distance invariant)** Consider  $G = SE(2)$  and the following function, computed at every point  $p \in \gamma$ :

$$I_\gamma(p) \doteq \int_{\gamma} d(p, x) ds(x) \quad (3)$$

where  $d(x, y) \doteq |y - x|$  is the Euclidean distance in  $\mathbb{R}^2$ . This is illustrated in Fig. 1-a.



**Fig. 1.** (Left) Integral distance invariant defined in eq. (3), made local by means of a kernel as described in eq. (5). (Right) Integral area invariant defined by eq. (6).

It is immediate to show that this is an integral Euclidean invariant. The function  $I_\gamma$  associates to each point on the contour a number that is the average distance from that point to every other point on the contour. In particular, if the point  $p \in \gamma$  is parameterized by arclength, the invariant can be interpreted as a function from  $[0, L]$ , where  $L$  is the length of the curve, to the positive reals:

$$\{\gamma : \mathbb{S}^1 \rightarrow \mathbb{R}^2\} \mapsto \{I_\gamma(p(s)) : [0, L] \rightarrow \mathbb{R}_+\} \quad (4)$$

This invariant is computed for a few representative shapes in Fig. 2 and Fig. 3.

A more “local” version of the invariant signature  $I_\gamma$  can be obtained by weighting the integral in eq. (3) with a kernel  $q(p, x)$ , so that  $I_\gamma(p) \doteq \int_\gamma h(p, x) ds(x)$  where

$$h(p, x) \doteq q(p, x)d(p, x). \quad (5)$$

The kernel  $q(\cdot, \cdot)$  is free for the designer to choose depending on the final goal. This local integral invariant can be thought of as a continuous version of the “shape context,” which was designed for a finite collection of points [3]. The difference is that the shape context signature is a local radial histogram of neighboring points, whereas in our case we only store the mean of their distance.

**Example 2 (Integral area invariant)** *Consider now the kernel  $h(p, x) = \chi(B_r(p) \cap \bar{\gamma})(x)$ , which represents the indicator function of the intersection of a small circle of radius  $r$  centered at the point  $p$  with the interior of the curve  $\gamma$ . For any given radius  $r$ , the corresponding integral invariant*

$$I_\gamma^r(p) \doteq \int_{B_r(p) \cap \bar{\gamma}} dx \quad (6)$$

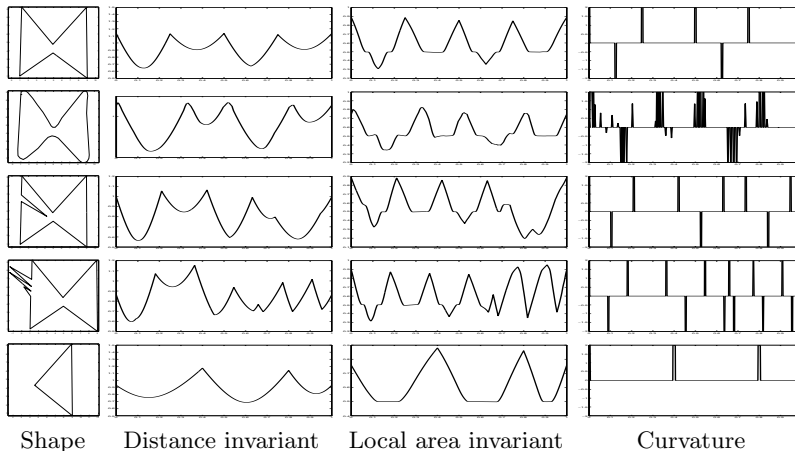
*can be thought of as a function from the interval  $[0, L]$  to the positive reals, bounded above by the area of the region bounded by the curve  $\gamma$ . This is illustrated in Fig. 1-b and examples are shown in Fig. 2 and Fig. 3.*

Naturally, if we plot the value of  $I_\gamma^r(p(s))$  for all values of  $s$  and  $r$  ranging from zero to a maximum radius so that the local kernel encloses the entire curve  $B_r(p) \supset \gamma$ , we can generate a graph of a function that can be interpreted as a scale-space of integral invariants. Furthermore,  $\chi(B_r(p))$  can be substituted by a more general kernel, for instance a Gaussian centered at  $p$  with  $\sigma = r$ .

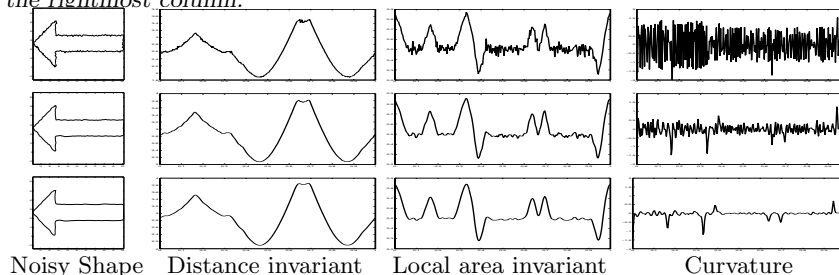
**Example 3 (Differential invariant)** *Note that a regularized version of curvature, or in general a curvature scale space, can be interpreted as an integral invariant, since regularized curvature is an algebraic function of the first- and second-regularized derivatives [32]. Therefore, integral invariants are more general, but we will not exploit this added generality, since it contrary to the spirit of this manuscript, that is of avoiding the computation of derivatives of the image data, even if regularized.*

## 4 Relationship with curvature and local differential invariants

In this section we study the relationship between the local area invariant (6) and curvature. This is motivated by the fact that curvature is a *complete* invariant, in the sense that it allows the recovery of the original curve up to the action of the symmetry group. Furthermore, all differential invariants of any order on the plane are functions of curvature [49], and therefore linking our integral invariant to curvature would allow us to tap onto the rich body of results on differential invariants without suffering from the shortcomings of computing high-order derivatives of the data.



**Fig. 2.** For a set of representative shapes (left column), we compute the distance integral invariant of eq. (3) (middle left column), the local area invariant of eq. (6) with a kernel size  $\sigma = 2$  (middle right column). Compare the results with curvature, shown in the rightmost column.



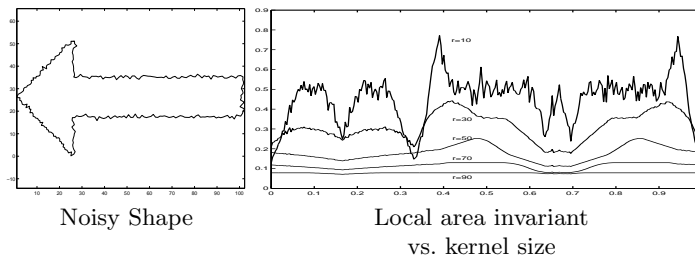
**Fig. 3.** For a noisy shape (left column), the distance invariant of eq. (3) with a kernel size of  $\sigma = 30$  (middle left column), the local area invariant of eq. (6) with kernel size  $r = 10$  (middle right column) and the differential invariant, curvature (right column). As one can see, noise is amplified in the computation of derivatives necessary to extract curvature.

We first assume that  $\gamma$  is smooth, so that a notion of curvature is well-defined, and the curve can be approximated locally by the osculating circle<sup>4</sup>  $B_R(p)$  (Fig. 1-b). The invariant  $I_\gamma^r(p)$  denotes the area of the intersection of a circle  $B_r(p)$  with the interior of  $\gamma$ , and it can be approximated to first-order by the area of the shaded sector in Fig. 1-b, i.e.  $I_\gamma^r(p) \simeq r^2\theta(p)$ . Now, the angle  $\theta$  can be computed as a function of  $r$  and  $R$  using the cosine law:  $\cos \theta = r/2R$ , and since curvature  $\kappa$  is the inverse of  $R$  we have

$$I_\gamma^r(p) \simeq r^2 \arccos \left( \frac{1}{2} r \kappa(p) \right). \quad (7)$$

Now, since arc-cosine is an invertible function, to the extent in which the approximation above is valid (which depends on  $r$ ), we can recover curvature from the integral invariant.

<sup>4</sup> Notice that our invariant does *not* require that the shape be smooth, and this assumption is made only to relate our results to the literature on differential invariants.



**Fig. 4.** For a noisy shape (left), the local area invariant of eq. (6) as a function of kernel size induces a scale-space of responses.

The approximation above is valid in the limit when  $r \rightarrow 0$ ; as  $r$  increases,  $B_r(p)$  encloses the entire curve  $\gamma$  (which is closed), and consequently  $I_\gamma^r$  becomes a constant beyond a certain radius  $r = r_{max}$ . Therefore, for values of  $r$  that range from 0 to  $r_{max}$  we obtain an *intrinsic scale-space* of invariants, in contrast to the extrinsic scale-space of curvature. We compare these two descriptors in Fig. 3 and Fig. 4.

Note also that the integral invariant can be normalized via  $I_\gamma^r/\pi r^2$  so as to provide a *scale-invariant* description of the curve, which is therefore invariant with respect to the similarity group. The corresponding integral invariant is then bounded between 0 and 1.

## 5 Invariant signature curves

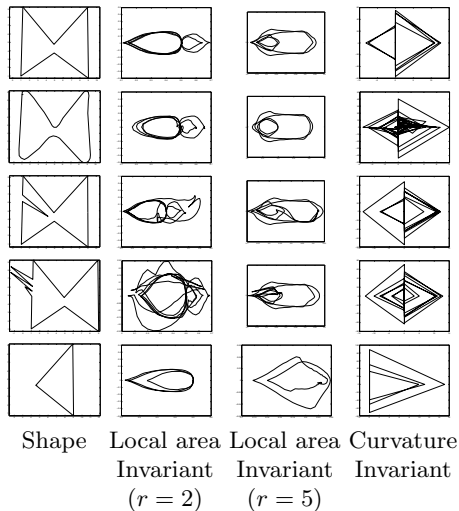
The invariant  $I_\gamma^r(p(s))$  can be represented by a function of  $s$  for any fixed value of  $r$ . This means, however, that in order to register two shapes, an “initial point”  $s = 0$  must be chosen. There is nothing intrinsic to the geometry of the curve in the choice of this initial point, and indeed it would be desirable to devise a description that, in addition to being invariant to the group, is invariant with respect to the choice of initial point.

In order to do so, we follow the classic literature on differential invariants (see [10] and references therein) and plot a *signature*, that is the graph of  $\frac{\partial I_\gamma^r(p(s))}{\partial s}$  versus  $I_\gamma^r$ . We indicate such a signature concisely by

$$(\dot{I}_\gamma^r, I_\gamma^r) \quad (8)$$

which of course can be plotted for all values of  $r \in [0, r_{max}]$ , yielding a scale-space of signatures. Naturally, we want to avoid direct computation of the derivative of the invariant, so the signature can be computed more simply as follows: Consider the binary image  $\chi(\bar{\gamma})$  and convolve it with the kernel  $h(p, x) \doteq B_r(p - x)$ , where  $p \in \mathbb{R}^2$ , not just the curve  $\gamma$ . Evaluating the result of this convolution on  $p \in \gamma$  yields  $I_\gamma^r$ , without the need to parameterize the curve. For  $\dot{I}_\gamma^r$ , compute the gradient of the filter response and inner-multiply the result with the tangent vector field of the image  $\chi(\bar{\gamma})$ , formed by filtering again by a kernel *different* than  $B_r(p - x)$  and rotating its normalized gradient by  $90^\circ$ . The result, when evaluated at  $p \in \gamma$ , yields  $\dot{I}_\gamma^r$ .

Notice that from the integral invariant signature we can reconstruct all differential invariants in the limit when  $r \rightarrow 0$ . In fact, from  $I_\gamma^r$  we can compute  $\kappa$ , and therefore from the signature we can compute  $\dot{\kappa}$ .



**Fig. 5.** Example of signature curves for a set of representative shapes (left column); local area invariant with small kernel (middle left column) and large kernel (middle right column), differential invariant (right column).

## 6 Distance between shapes

In this section we outline methods for computing the distance between two shapes based on their invariants and invariant signature curves.

A straightforward distance between two shapes  $\gamma_1$  and  $\gamma_2$  is to compute a measure of the error between their invariants. One choice is the squared error.

$$D_E(\gamma_i, \gamma_j, r) = \int_0^1 (I_{\gamma_i}^r(p(s)) - I_{\gamma_j}^r(p(s)))^2 ds. \quad (9)$$

While this squared error can be computed for any invariant functional, we focus on invariants that preserve locality, such as the local area invariant, so that these distances will be valid for application to shape recognition despite occlusion.

However, as discussed in Sec. 5 this computation is sensitive to the parameterization of the shapes, specifically the assignment of the initial point. To avoid this dependence, the distance in eq. (9) must be optimized with respect to the choice of  $s = 0$ . We demonstrate the application of distance computed in this way in the Sec.(7), where we also define a distance based on curvature in the same way.

As an alternative to optimizing  $D_E$ , we can define a distance on a parameter-independent representation, such as the signature. The symmetric Hausdorff distance between signature curves (represented as point sets),

$$D_H(\gamma_i, \gamma_j, r) = H((I_{\gamma_i}^r, I_{\gamma_i}^r), (I_{\gamma_j}^r, I_{\gamma_j}^r)) \quad (10)$$

is one such distance. Hausdorff distance does not rely on correspondence between points, which is advantageous because it provides the parameter-independent distance we desire, but problematic when non-corresponding segments of the signatures are perturbed so that they overlap.

However, other measures that characterize the signature, such as winding number, can be integrated into the distance measure to better discriminate

these signatures. Additionally, a richer multiscale description of the curve can be created by computing the above distances for a set of kernel sizes. The integration of multiscale information, along with other measures such as winding number, is the subject of ongoing investigation.

## 7 Experiments

In this section we apply the invariant shape descriptions to the problem of Euclidean-invariant matching of shapes in noise. In Fig. 6, we demonstrate shape matching in a collection of 23 shapes, and summarize the results in Fig. 7. The collection contains several groups of shapes; shapes within a group are similar (i.e. different breeds of fish), but the groups are quite different (intuitively, hands are not like fish).

The figure shows the distance between the shapes (shown on the left side) and noisy versions of the shapes (shown across the top). Within each block are two distances; on top, the integral invariant distance  $D_E$  defined in the previous section, and on the bottom the differential invariant distance defined similarly.

In each column, the lowest distance for the shape shown at the top of the column is shown in italics. The distance based on the integral invariant finds the correct match (i.e. the distance between a noisy shape and the correct pair is lowest) in all but one case. The exception is the noisy, rotated hand (fourth column from the right), which has equal distance to itself and its unrotated neighbor, demonstrating the invariance to rotation of this model. Moreover, distances between similar shapes are lower than distances between members of different groups.

Matching results based on the differential invariant are not as consistent as those based on the integral invariant. There are eight mismatches among the 23 noisy images; most frequently, when a shape cannot be matched it is paired with the triangle (fifth from the right). This may be because the curvature of the triangle is zero almost everywhere, and best approximates the mean of many of the noisy curvature functions. More generally, and more problematically, for some groups distances between similar shapes are *higher* than distances between shapes belonging to other groups, violating the required properties of a distance. For instance, the average inter-group distance is 452.8, while the average intra-group distance is 316.6! Compare this to an inter-group distance of 11.0, which is *lower* than the intra-group distance of 17.4 for the integral invariant distance.

## 8 Conclusion

In this paper we have introduced a general class of integral Euclidean- and similarity-invariant functionals of shape data. We argue that these functionals are less sensitive to noise than differential ones, but can be exploited in similar ways, for instance, to define invariant signature curves that can be used as a representation to define various notions of shape distance. In addition, the integration kernel includes an *intrinsic* scale-space parameter. We presented efficient numerical implementations of these invariants, and, in the limit, established a completeness property for the representation by showing a one-to-one correspondence with curvature. We demonstrated our results with several experiments, including an application to shape matching using synthetic and real data.



7. A. Bruckstein, N. Katzir, M. Lindenbaum, and M. Porat. Similarity invariant signatures for partially occluded planar shapes. *IJCV*, 7(3):271–285, 1992.
8. A. M. Bruckstein, R. J. Holt, A. N. Netravali, and T. J. Richardson. Invariant signatures for planar shape recognition under partial occlusion. *CVGIP:IU*, 58(1):49–65, 1993.
9. A. M. Bruckstein, E. Rivlin, and I. Weiss. Scale-space semi-local invariants. *IVC*, 15(5):335–344, 1997.
10. E. Calabi, P. Olver, C. Shakiban, A. Tannenbaum, and S. Haker. Differential and numerically invariant signature curves applied to object recognition. *IJCV*, 26:107–135, 1998.
11. D. Chetverikov and Y. Khenokh. Matching for shape defect detection. *LNCS*, 1689(2):367–374, 1999.
12. T. Cohignac, C. Lopez, and J. M. Morel. Integral and local affine invariant parameter and application to shape recognition. *ICPR*, 1:164–168, 1994.
13. J. B. Cole, H. Murase, and S. Naito. A lie group theoretical approach to the invariance problem in feature extraction and object recognition. *PRL*, 12:519–523, 1991.
14. L. E. Dickson. *Algebraic Invariants*. John-Weiley & Sons, 1914.
15. J. Dieudonne and J. Carrell. *Invariant Theory: Old and New*. Academic Press, London, 1970.
16. J. Flusser and T. Suk. Pattern recognition by affine moment invariants. *Pat. Rec.*, 26(1):167–174, 1993.
17. D. A. Forsyth, J. L. Mundy, A. P. Zisserman, C. Coelho, A. Heller, and C. A. Othwell. Invariant descriptors for 3-d object recognition and pose. *PAMI*, 13(10):971–991, 1991.
18. D.A. Forsyth, J.L. Mundy, A. Zisserman, and C.M. Brown. Projectively invariant representations using implicit algebraic curves. *IVC*, 9(2):130–136, 1991.
19. L. Van Gool, T. Moons, E. Pauwels, and A. Oosterlinck. Semi-differential invariants. In J. Mundy and A Zisserman, editors, *Geometric Invariance in Computer Vision*, pages 193–214. MIT, Cambridge, 1992.
20. L. Van Gool, T. Moons, and D. Ungureanu. Affine/photometric invariants for planar intensity patterns. *ECCV*, 1:642–651, 1996.
21. J. H. Grace and A. Young. *The Algebra of Invariants*. Cambridge, 1903.
22. C. E. Hann and M. S. Hickman. Projective curvature and integral invariants. *IJCV*, 40(3):235–248, 2000.
23. M. K. Hu. Visual pattern recognition by moment invariants. *IRE Trans. on IT*, 8:179–187, 1961.
24. K. Kanatani. *Group Theoretical Methods in Image Understanding*. Springer, 1990.
25. E. P. Lane. *Projective Differential Geometry of Curves and Surfaces*. University of Chicago Press, 1932.
26. J. Lasenby, E. Bayro-Corrochano, A. N. Lasenby, and G. Sommer. A new framework for the formation of invariants and multiple-view constraints in computer vision. *ICIP*, 1996.
27. G. Lei. Recognition of planar objects in 3-d space from single perspective views using cross ratio. *Robot. and Automat.*, 6(4):432–437, 1990.
28. R. Lenz. *Group Theoretical Methods in Image Processing*, volume 413 of *LNCS*. Springer, 1990.
29. S. Z. Li. Shape matching based on invariants. In O. M. Omidvar (ed.), editor, *Progress in Neural Networks : Shape Recognition*, volume 6, pages 203–228. Intellect, 1999.

30. S. Liao and M. Pawlak. On image analysis by moments. *PAMI*, 18(3):254–266, 1996.
31. T. Miyatake, T. Matsuyama, and M. Nagao. Affine transform invariant curve recognition using fourier descriptors. *Inform. Processing Soc. Japan*, 24(1):64–71, 1983.
32. F. Mokhtarian and A. K. Mackworth. A theory of multi-scale, curvature-based shape representation for planar curves. *PAMI*, 14(8):789–805, 1992.
33. D. Mumford, J. Fogarty, and F. C. Kirwan. *Geometric invariant theory*. Springer-Verlag, Berlin ; New York, 3rd edition, 1994.
34. D. Mumford, A. Latto, and J. Shah. The representation of shape. *IEEE Workshop on Comp. Vis.*, pages 183–191, 1984.
35. J. L. Mundy and A. Zisserman, editors. *Geometric Invariance in Computer Vision*. MIT, 1992.
36. L. Nielsen and G. Sapr. Projective area-invariants as an extension of the cross-ratio. *CVGIP*, 54(1):145–159, 1991.
37. P. J. Olver. *Equivalence, Invariants and Symmetry*. Cambridge, 1995.
38. T. Pajdla and L. Van Gool. Matching of 3-d curves using semi-differential invariants. *ICCV*, pages 390–395, 1995.
39. T. H. Reiss. Recognizing planar objects using invariant image features. In *LNCS*, volume 676. Springer, 1993.
40. C. Rothwell, A. Zisserman, D. Forsyth, and J. Mundy. Canonical frames for planar object recognition. *ECCV*, pages 757–772, 1992.
41. C. Rothwell, A. Zisserman, D. Forsyth, and J. Mundy. Planar object recognition using projective shape representation. *IJCV*, 16:57–99, 1995.
42. G. Sapiro and A. Tannenbaum. Affine invariant scale space. *IJCV*, 11(1):25–44, 1993.
43. G. Sapiro and A. Tannenbaum. Area and length preserving geometric invariant scale-spaces. *PAMI*, 17(1):67–72, 1995.
44. J. Sato and R. Cipolla. Affine integral invariants for extracting symmetry axes. *IVC*, 15(8):627–635, 1997.
45. A. Shashua and N. Navab. Relative affine structure: Canonical model for 3d from 2d geometry and applications. *PAMI*, 18(9):873–883, 1996.
46. C. E. Springer. *Geometry and Analysis of Projective Spaces*. Freeman, San Francisco, 1964.
47. Q. M. Tieng and W. W. Boles. Recognition of 2d object contours using the wavelet transform zero-crossing representation. *PAMI*, 19(8):910–916, 1997.
48. J. Verestoy and D. Chetverikov. Shape detect detection in ferrite cores. *Machine Graphics and Vision*, 6(2):225–236, 1997.
49. I. Weiss. Noise resistant invariants of curves. *PAMI*, 15(9):943–948, 1993.
50. A. P. Witkin. Scale-space filtering. *Int. Joint. Conf. AI*, pages 1019–1021, 1983.
51. C. T. Zahn and R. Z. Roskies. Fourier descriptors for plane closed curves. *Trans. Comp.*, 21:269–281, 1972.
52. A. Zisserman, D.A. Forsyth, J. L. Mundy, C. A. Rothwell, and J. S. Liu. 3D object recognition using invariance. *Art. Int.*, 78:239–288, 1995.