

REPORT DOCUMENTATION PAGE*Form Approved
OMB No. 0704-0188*

The public reporting burden for this collection of information is estimated to average 1 hour per response, including the time for reviewing instructions, searching existing data sources, gathering and maintaining the data needed, and completing and reviewing the collection of information. Send comments regarding this burden estimate or any other aspect of this collection of information, including suggestions for reducing the burden, to Department of Defense, Washington Headquarters Services, Directorate for Information Operations and Reports (0704-0188), 1215 Jefferson Davis Highway, Suite 1204, Arlington, VA 22202-4302. Respondents should be aware that notwithstanding any other provision of law, no person shall be subject to any penalty for failing to comply with a collection of information if it does not display a currently valid OMB control number.

PLEASE DO NOT RETURN YOUR FORM TO THE ABOVE ADDRESS.

1. REPORT DATE (DD-MM-YYYY)		2. REPORT TYPE		3. DATES COVERED (From - To)	
4. TITLE AND SUBTITLE				5a. CONTRACT NUMBER	
				5b. GRANT NUMBER	
				5c. PROGRAM ELEMENT NUMBER	
6. AUTHOR(S)				5d. PROJECT NUMBER	
				5e. TASK NUMBER	
				5f. WORK UNIT NUMBER	
7. PERFORMING ORGANIZATION NAME(S) AND ADDRESS(ES)				8. PERFORMING ORGANIZATION REPORT NUMBER	
9. SPONSORING/MONITORING AGENCY NAME(S) AND ADDRESS(ES)				10. SPONSOR/MONITOR'S ACRONYM(S)	
				11. SPONSOR/MONITOR'S REPORT NUMBER(S)	
12. DISTRIBUTION/AVAILABILITY STATEMENT					
13. SUPPLEMENTARY NOTES					
14. ABSTRACT					
15. SUBJECT TERMS					
16. SECURITY CLASSIFICATION OF:			17. LIMITATION OF ABSTRACT	18. NUMBER OF PAGES	19a. NAME OF RESPONSIBLE PERSON
a. REPORT	b. ABSTRACT	c. THIS PAGE			19b. TELEPHONE NUMBER (Include area code)

Self-Decontaminating CARC Technology



DECON Science & Technology Conference
November 1, 2006

J.B. Waggoner
Managing Partner

Rhys N. Thomas, PhD
Technical Director




Company Overview

Inovatia Laboratories, LLC is an independent contract research organization (CRO) providing research, analysis, consultation, and technology development services to public and private entities throughout North America.

The company's core competencies lie within the field of analytical chemistry and its related materials and instrumentation.





Introduction

No single technology can meet all decontamination requirements. Rather, a collection of methods will be required to achieve decontamination goals after high concentration exposures.

Different techniques may be more appropriate after low concentration exposure. Careful integration of several technologies can provide superior, cost-effective protection for the warfighter.



Self-Decontaminating CARC Technology

- **Friendly:** A thin topcoat or a component in an existing coating
- **Hardy:** Able to survive macro decontamination processes
- **Continuous:** Handles fugitive emissions.
- **Enabling:** Allows for less than perfect execution of macro methods
- **Photoenergetic:** Some mechanisms use room light

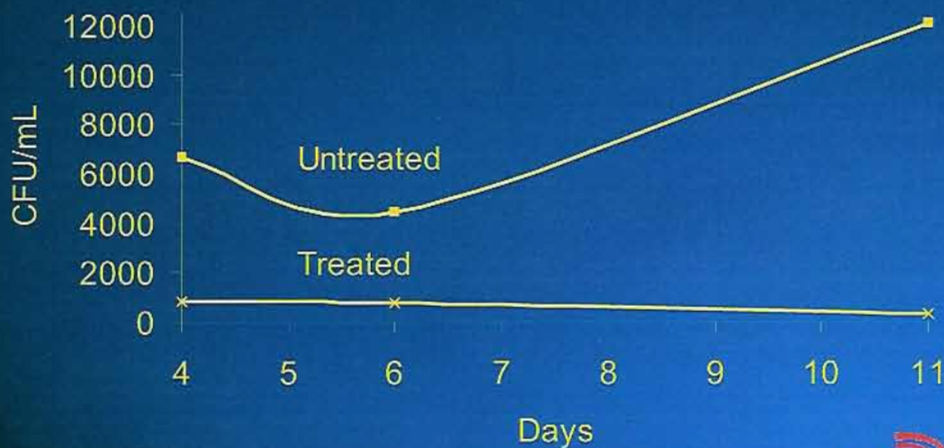



Previous Decontamination Research

- **Surrogate CW agents:** Phosphite (25%/min) and sulfide (50%/hr) decontamination of air in the active zone
- **Bacteria:** Continuous disinfection of low-level bacterial contamination
- **Biofilm:** Inhibition of biofilm formation even in the dark
- **Dehalogenation:** Surface chemistry

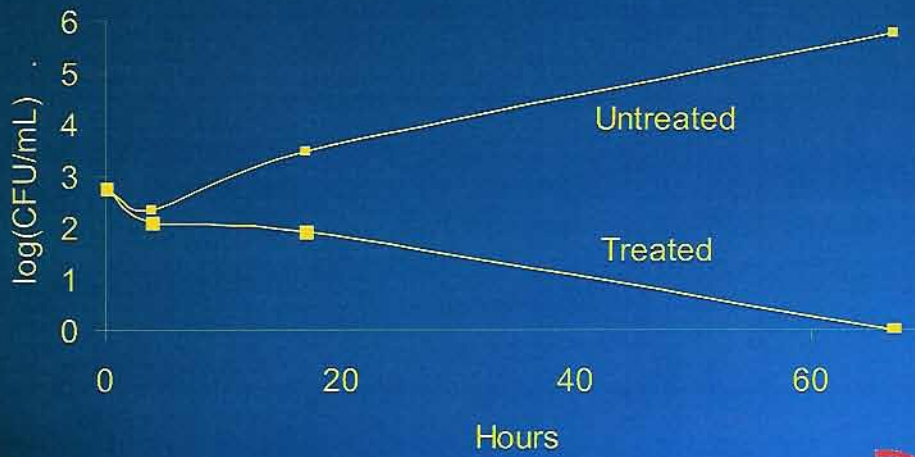


Biofilm Inhibition in Tubing



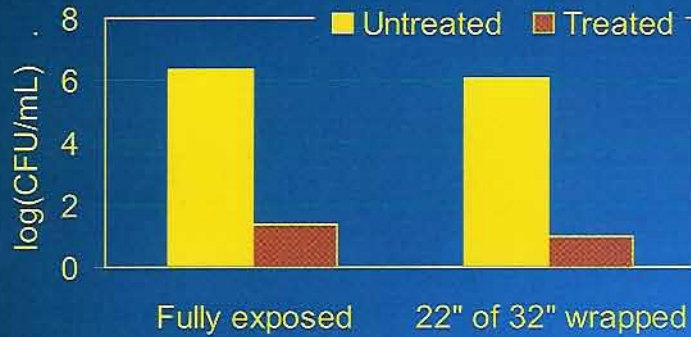


Potable Water Preservation in Tubing




Water Polishing in Light or Dark

Partially Wrapped vs Unwrapped Tubing Water Disinfection






Sulfide Decomposition



Phosphite Decomposition





Coating Characteristics


- Thin topcoat or as a component of a CARC
- Pocket-size activity meter developed
- Vapors must be within 1 mm of surface
- Accumulated grime presents a barrier



Present Research


- Coating formulation
- Determining disinfection rate of *E. coli* on surfaces
- *Bacillus subtilis* deactivated on surface as the spore converts to the vegetative state
- *Vaccinia* investigation not yet begun
- Decomposition of surrogate CW agents being monitored by a novel sensor composed of the same coating





High Bacterial Dose on a Surface

- Starting dose: $>10^{11}$ CFU/m² (Bacteria covered ~ 10% of surface)
- Coating: 5% pigment
- Pigment: 1.6% active
- ~ 50%/hr kill rate



Low Bacterial Dose on a Surface

- Starting dose: $>10^9$ CFU/m²
- Active surface: ~ 1.6%
- Time: 7 hr
- Death by drying: 99.9%
- Blank: ~ 10^6 CFU/m²
- Sample: 0 CFU/m²





High Bacterial Dose in Water

- Starting dose: $>10^7$ CFU/mL
- Surface area: 20 cm²
- Active surface: ~ 1.6%
- Volume: 100 mL
- $T_{1/2}$ ~ 40 minutes



Low Bacterial Dose in Water

- Starting dose: >1 CFU/mL
- Surface area: 20 cm²
- Active surface: ~ 1.6%
- Volume: 100 mL
- Time: 24 hr
- Blank final value: $>10^7$ CFU/mL
- Sample final value: 0 CFU/mL





Distance Disinfection

- A damp 125 μm cellulose nitrate membrane with 0.45 μm pores on which were deposited ~ 100 *E. coli* was placed on an illuminated activated surface with the bacteria away from the surface.
- Approximately 6% of the incident light reached the 1.6% active surface.
- The death rate of the *E. coli* was $\sim 70\%/hr$.



Spore Control

- Dry spores were essentially unaffected on the activated surface.
- In the presence of moisture, the spores break open to produce vegetative cells.
- The activated surface killed many emerging cells:
 - First stimulation: $\sim 90\%$ kill
 - Second stimulation: ~ 4 -log kill





Applications

- Continuous disinfection in clean areas
- Elimination of fugitive emissions above sensitive electronics
- Polishing/preserving potable water
- Polishing/preserving equipment after macro decontamination
- Smart CW sensor formed from the same activated polymer



Questions

Business

J.B. Waggoner
Managing Partner
jwaggoner@inovatia.com

Technical

Rhys Thomas, PhD
Technical Director
rthomas@inovatia.com

120 East Davis Street
P.O. Box 30
Fayette, MO 65248-0030
p: 660-248-1911
f: 660-248-1921
www.inovatia.com

