

PROSPECTS FOR ULTRA-STABLE TIMEKEEPING WITH SEALED VACUUM OPERATION IN MULTI-POLE LINEAR ION TRAP STANDARDS

E. A. Burt and R. L. Tjoelker
Jet Propulsion Laboratory, California Institute of Technology
Pasadena, CA 91109-8099, USA
E-mail: *eric.a.burt@jpl.nasa.gov*

Abstract

*A recent long-term comparison between the compensated multi-pole Linear Ion Trap Standard (LITS) and the laser-cooled primary standards via GPS carrier-phase time transfer showed a deviation of less than 2.7×10^{-17} /day. A subsequent evaluation of potential drift contributors in the LITS showed that the leading candidates are fluctuations in background gases and the neon buffer gas. The current vacuum system employs a “flow-through” turbo-molecular pump and a diaphragm fore-pump. Here, we consider the viability of a “sealed” vacuum system pumped by a non-evaporable getter for long-term ultra-stable clock operation. Initial tests suggest that both further stability improvement and longer mean-time-between-maintenance can be achieved using this approach.**

INTRODUCTION

A compensated multi-pole Linear Ion Trap Standard (LITS) developed at the Jet Propulsion Laboratory (JPL) has recently demonstrated extremely good long-term stability over a 9-month period [1]. The short-term stability of this clock has been measured at $5 \times 10^{-14}/\tau^{1/2}$ and all contributions to systematic stability have been measured to be less than 5×10^{-17} . An upper limit on fractional frequency drift $< 2.7 \times 10^{-17}$ /day was measured in comparison to the laser-cooled primary standards using GPS carrier-phase time transfer.

This clock is designed for continuous operation and is able to run uninterrupted for up to 2 years, limited primarily by the need to perform maintenance on the mechanical fore-pump used in conjunction with a turbo pump. This “flow-through” vacuum system is used because of the need to pump unwanted background gases in the presence of a relatively large buffer gas pressure. Whereas an ion pump would quickly become saturated with the noble buffer gas, the turbo pump provides a much longer operating life and provides a stable pumping speed. Sealed pump buffer-gas-cooled ion trap clocks using a getter/ion pump combination have operated for up to 5 years in prior timekeeping applications, but exhibited significant drift rates [2]. For spacecraft applications, a vacuum system loaded with a getterable buffer

* The research described in this paper was carried out at the Jet Propulsion Laboratory, California Institute of Technology, under a contract with the National Aeronautics and Space Administration.

Report Documentation Page

*Form Approved
OMB No. 0704-0188*

Public reporting burden for the collection of information is estimated to average 1 hour per response, including the time for reviewing instructions, searching existing data sources, gathering and maintaining the data needed, and completing and reviewing the collection of information. Send comments regarding this burden estimate or any other aspect of this collection of information, including suggestions for reducing this burden, to Washington Headquarters Services, Directorate for Information Operations and Reports, 1215 Jefferson Davis Highway, Suite 1204, Arlington VA 22202-4302. Respondents should be aware that notwithstanding any other provision of law, no person shall be subject to a penalty for failing to comply with a collection of information if it does not display a currently valid OMB control number.

1. REPORT DATE NOV 2007	2. REPORT TYPE	3. DATES COVERED 00-00-2007 to 00-00-2007	
4. TITLE AND SUBTITLE Prospects for Ultra-Stable Timekeeping with Sealed Vacuum Operation in Multi-Pole Linear Ion Trap Standards		5a. CONTRACT NUMBER	
		5b. GRANT NUMBER	
		5c. PROGRAM ELEMENT NUMBER	
6. AUTHOR(S)		5d. PROJECT NUMBER	
		5e. TASK NUMBER	
		5f. WORK UNIT NUMBER	
7. PERFORMING ORGANIZATION NAME(S) AND ADDRESS(ES) California Institute of Technology, Jet Propulsion Laboratory, Pasadena, CA, 91109-8099		8. PERFORMING ORGANIZATION REPORT NUMBER	
9. SPONSORING/MONITORING AGENCY NAME(S) AND ADDRESS(ES)		10. SPONSOR/MONITOR'S ACRONYM(S)	
		11. SPONSOR/MONITOR'S REPORT NUMBER(S)	
12. DISTRIBUTION/AVAILABILITY STATEMENT Approved for public release; distribution unlimited			
13. SUPPLEMENTARY NOTES 39th Annual Precise Time and Time Interval (PTTI) Meeting, 26-29 Nov 2007, Long Beach, CA			
14. ABSTRACT A recent long-term comparison between the compensated multi-pole Linear Ion Trap Standard (LITS) and the laser-cooled primary standards via GPS carrier-phase time transfer showed a deviation of less than 2.7?0-17/day. A subsequent evaluation of potential drift contributors in the LITS showed that the leading candidates are fluctuations in background gases and the neon buffer gas. The current vacuum system employs a ?flow-through? turbo-molecular pump and a diaphragm fore-pump. Here, we consider the viability of a ?sealed? vacuum system pumped by a non-evaporable getter for long-term ultra-stable clock operation. Initial tests suggest that both further stability improvement and longer mean-time-between-maintenance can be achieved using this approach.*			
15. SUBJECT TERMS			
16. SECURITY CLASSIFICATION OF:			17. LIMITATION OF ABSTRACT
a. REPORT unclassified	b. ABSTRACT unclassified	c. THIS PAGE unclassified	
			18. NUMBER OF PAGES 8
			19a. NAME OF RESPONSIBLE PERSON

gas and pumped by only a small ion pump was operated for several years. The measured buffer gas pressure variation in an open loop system corresponds to a long-term stability limit in a mercury ion clock due to the pressure shift of $6 \times 10^{-17}/\text{day}$ [3].

An alternative vacuum pumping strategy uses only a getter pump, which does not pump inert gases such as the current neon buffer gas. With a fixed quantity of buffer gas, a getter pump could provide decades of operation with no interruption provided that the outgas rates of both getterable and non-getterable gases are sufficiently low. Operation of LITS technology in a small sealed vacuum system baked out to very high temperatures and pumped using only a getter pump has shown encouraging results towards achieving long operational life [4]. In addition to greatly extending the time between maintenance interruptions, this approach simplifies needed electronics and may possibly lead to an even more stable vacuum environment. However, at present, details of the long-term evolution of gases not pumped by the getter are poorly understood. In this paper, we present initial tests on the long-term behavior of such gases in the presence of a getter pump and discuss the viability of this approach for ultra-stable timekeeping applications.

THE COMPENSATED MULTI-POLE LITS

The multi-pole Linear Ion Trap Standard (multi-pole LITS) consists of a conventional linear quadrupole trap for ion loading and state preparation/readout and a second 12-pole trap to hold ions during the interrogation of the microwave clock transition [5]. The multi-pole trap significantly reduces the ion-number-dependent second-order Doppler shift. The compensated multi-pole LITS further reduces this sensitivity by using a small stable inhomogeneous magnetic field to compensate any remaining second-order Doppler shift [6]. This frequency standard also uses a neon buffer gas to minimize the buffer gas pressure shift and has achieved a short-term stability of $5 \times 10^{-14}/\tau^{1/2}$.

LONG-TERM PERFORMANCE

To demonstrate the new level of performance achieved by the compensated multi-pole LITS, this standard (known as LITS9) was compared to several UTC (k), UTC, and to the laser-cooled primary standards using GPS carrier-phase time transfer [1]. Fig. 1 shows the Allan deviation of fractional frequency offsets between LITS9 and UTC (NIST). The measurement is limited at the 10^{-15} level by GPS noise, but shows no significant drift over the 9-month run. Also shown in the graph is the stability of an *uncompensated* multi-pole LITS compared to the USNO Master Clock [7] (the short-term stability is masked by measurement noise). The improved long-term stability achieved by applying the magnetic compensation is readily apparent.

By double-differencing these data with UTC (NIST) – UTC data, we are able to obtain LITS9 – UTC. Frequency offsets for LITS9 – UTC obtained in this way are shown in Fig. 2. A straight-line fit to these data gives a relative drift rate of $3.3 \times 10^{-17}/\text{day}$. This can be viewed as an upper bound on LITS9 performance, as the comparison also includes GPS noise and steers to UTC.

A further double-difference with all laser-cooled primary frequency standards reporting accuracy evaluations (frequency offsets from TAI) over the same time period gives a relative deviation between LITS9 and those standards of $2.7 \times 10^{-17}/\text{day}$.

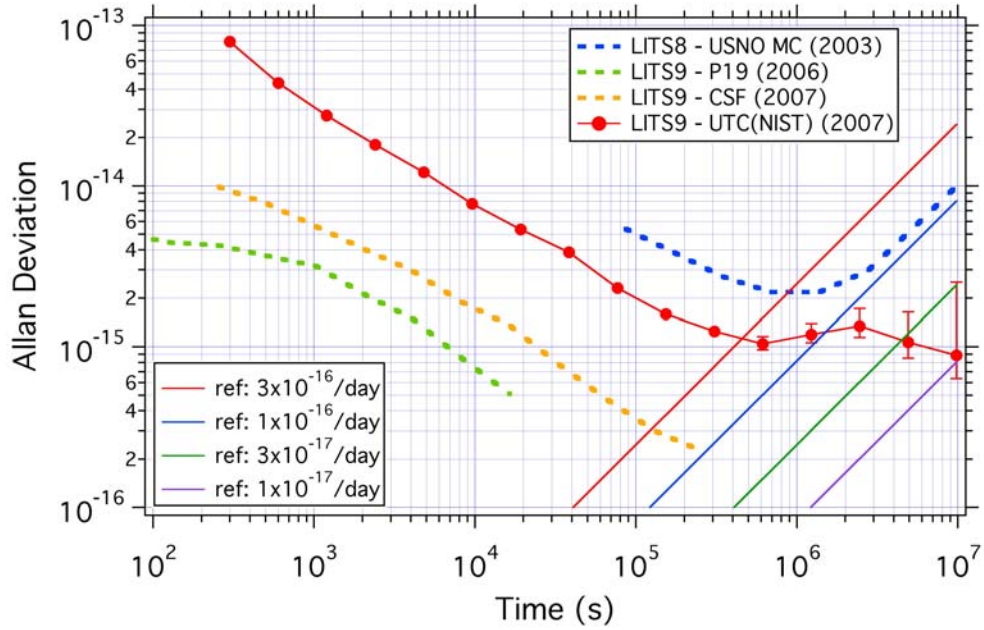


Figure 1. The Allan deviation of fractional frequency offsets between LITS9 and UTC (NIST) (red lines connecting solid circles). The dashed green line shows the short-term stability relative to a local hydrogen maser and the dashed yellow line shows the stability relative to a local laser-cooled cesium fountain clock. Both of these measurements show that GPS noise limits the GPS carrier-phase measurements over the short to medium term. The dashed blue line shows the stability of the uncompensated multi-pole LITS as compared to the USNO Master Clock.

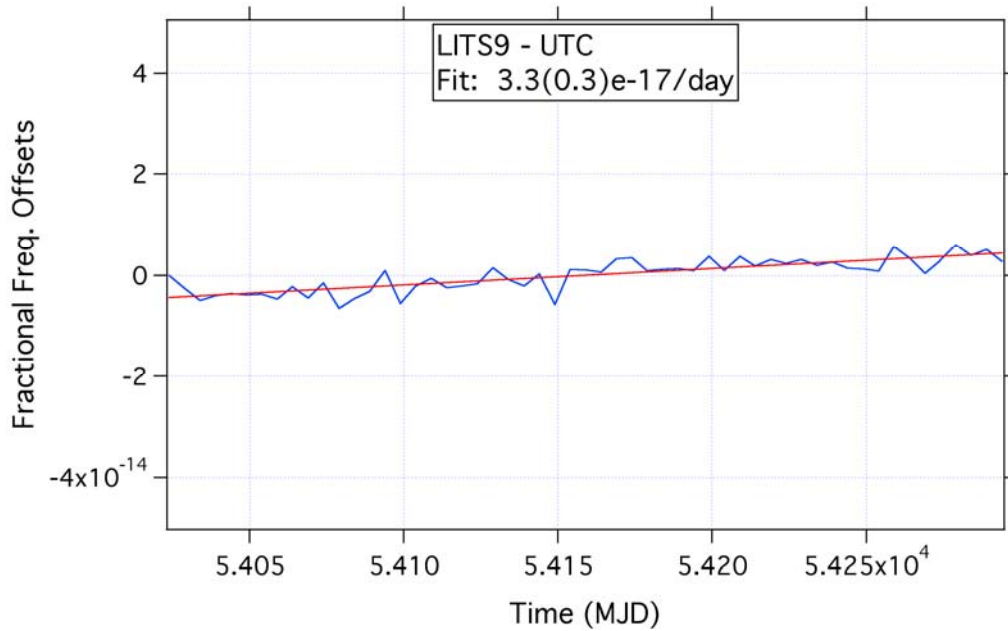


Figure 2. Fractional frequency offsets between LITS9 and UTC over 9 months.

STABILITY EVALUATION

An evaluation of all possible contributions to instability over the 9-month run was performed. For each effect, the underlying variation was either measured or estimated over the comparison duration. The results are summarized in Table 1. The largest effects are the temperature-dependent 2nd-order Doppler shift, various collision shifts, and number-dependent shifts (including both number-dependent magnetic and 2nd-order Doppler shifts). Before ion number compensation was implemented, ion-number-dependent effects were the largest contributor to long-term clock instability. Now the largest remaining effects are due to collisions with either the buffer gas or other residual background gases. Note that the largest uncertainty is in the temperature-dependent effect. This is because the ion temperature is not directly measured and must be inferred from other measurements. The estimated total clock instability agrees with the measured instability at the 2- σ level. More important, however, is the fact that the largest remaining contributors to instability are related to vacuum pressure.

SEALED VACUUM SYSTEM

The stability evaluation just described highlights the background gas pressures and their associated effects as the largest uncertainty in clock performance. Part of this is due to the fact that the current vacuum system has a “flow-through” configuration that uses a turbo-molecular pump and a diaphragm fore-pump. When allowed to reach equilibrium, such a system can be stable at the 10⁻¹⁰ torr level; however, fluctuations in some gases at this level can cause significant frequency shifts. It is also possible for light gases to “back-stream” through the mechanical pumping system, causing their associated partial pressures to vary over time, thereby leading to long-term clock drifts.

To address background gas stability, we have converted the compensated multi-pole LITS to a sealed-pump vacuum system using only a non-evaporable getter. Stable signal-to-noise has already been achieved in a small system that is designed to withstand high-vacuum bake-out temperatures (450 C) [4]; however, the LITS9 is only designed to withstand a bake-out temperature of 200 C. It remains to be determined what the long-term evolution of gases, particularly non-reactive noble gases, will be in such a system. While the estimated getter life can be very long (potentially decades), this still needs to be demonstrated. Currently, the LITS9 maintenance cycle is determined by the lifetime of the diaphragm fore-pump – about 18 months. It is possible that the time between activations for the getter pump could be significantly longer, thereby reducing interruptions to clock operation.

INITIAL RESULTS

To gauge the effectiveness of a getter pump in maintaining a sufficiently low pressure and to determine the rate at which ungetterable gases would accumulate, we built a test system consisting of a vacuum chamber (similar in volume to LITS9) with both an ion gauge and a residual gas analyzer (RGA) to monitor pressure evolution. The test system was baked to ~200 C for 5 days. The bake-out was performed using a turbo-molecular pump. After the bakeout was complete and the pressure reached equilibrium, the turbo pump was valved off and the pressure was allowed to evolve in the presence of the getter pump, the RGA, and an ion gauge. After a period of 6 days, the ion gauge was also turned off. See Figure 3.

The test revealed that only argon and neon showed significant pressure increases over the 30-day test period. Some partial pressures decreased when the ion gauge was turned off, indicating that the ion gauge

generates these gases. Some partial pressures increased, suggesting that the ion gauge either pumped or affected the RGA readings for these gases.

Table 1. Summary of LITS-9 stability evaluation. The “Change” column shows the amount of change in the underlying cause over the 9-month run of the item listed in the “Effect” column. “Sensitivity” shows the fractional frequency sensitivity in the clock due to this underlying cause. “df/f” shows the actual fractional frequency shift in the clock due to this effect over the 9-month run. “Uncertainty” gives the error in the estimate of df/f. When only an upper bound is measured (the effect is consistent with zero within the error estimate), only the uncertainty is given. Pressure-related effects are highlighted.

<i>Effect</i>	<i>Change</i>	<i>Units</i>	<i>Sensitivity</i>	<i>Units</i>	<i>df/f</i> ($\times 10^{-17}$)	<i>df/f</i> ($\times 10^{-17}/\text{day}$)	<i>Uncertainty</i> ($\times 10^{-17}/\text{day}$)
Temperature-dependent 2 nd -order Doppler	$-4.57(1)\times 10^{-7}$	torr (neon buffer gas)	$< \pm 2.0 \times 10^{-8}$	/torr-neon	-510	-1.9	± 3.4
Collision shift (neon)	$-4.57(1)\times 10^{-7}$	torr	+344(68)	Hz/torr	-388	-1.4	0.1
Collision shift (CH ₄)	$< 7 \times 10^{-11}$	torr	-1.46	MHz/torr			$< \pm 1$
Number	-0.32	dN/N	+289(31)	$\mu\text{Hz}/(\text{dN}/\text{N})$	-230	-0.8	0.2
collision shift (Hg)	$< 1.2 \times 10^{-10}$	torr	$< \pm 380$	kHz/torr			$< \pm 0.41$
GPSCPTT	--	--	1×10^{-15}	Fractional Frequency Accuracy			$< \pm 0.4$
C-field current source aging	$-4.6(2.9)\times 10^{-5}$	mA	0.4997	Hz/mA	-57	-0.21	0.13
External field	$< \pm 1$	mG	+15.2(1.7)	$\mu\text{Hz}/\text{mG}$			$< \pm 0.1$
Compensation Coil current source aging	$2.0(0.6)\times 10^{-2}$	mA	-0.526	mHz/mA	-26	-0.095	0.027
collision shift (H ₂)	$< 2.2 \times 10^{-10}$	torr	-40.5	kHz/torr			$< \pm 0.081$
Microwave power	< 0.5	dB	$< \pm 11$	$\mu\text{Hz}/\text{dB}$			$< \pm 0.05$
Ambient Temperature	+0.274	C	+10.5(4.9)	$\mu\text{Hz}/\text{C}$	+7.1	+0.03	0.01
Light shift	-59(20)	PMT Counts (dD)	-0.12(0.12)	$\mu\text{Hz}/(\text{dD}/\text{D})$			$< \pm 0.0002$
Total					-1220	-4.5	3.6

Fig. 4 shows an expanded view of the neon gas evolution. The initial (worst case) slope would correspond to a fractional frequency shift in the clock frequency of $3.0 \times 10^{-19}/\text{day}$. The data fit well to an exponential with a time constant of about 22 days. The exponential character is indicative of a virtual

leak: as the pressure on either side of the virtual leak comes to equilibrium, the indicated pressure will stop increasing. In contrast, an external leak (at this level) would appear to increase linearly.

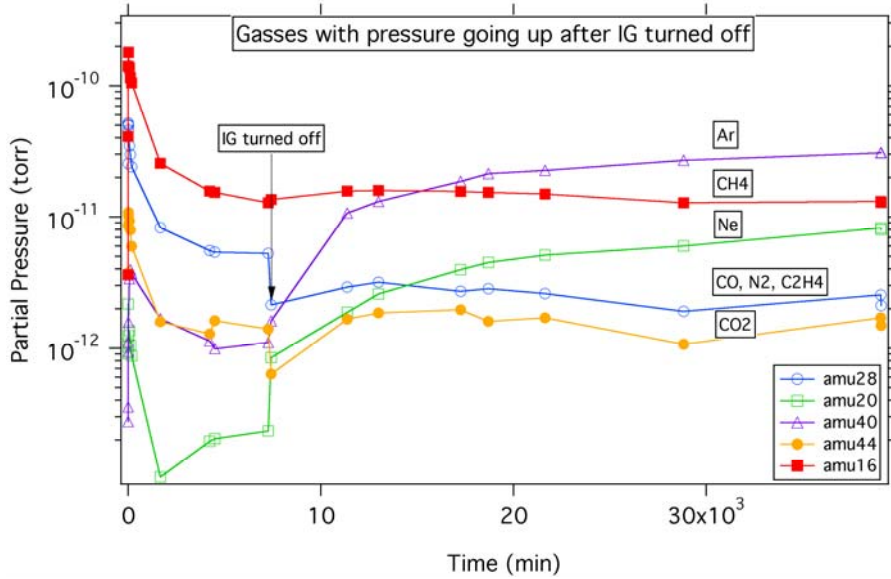


Figure 3. Pressure evolution for a test vacuum system using only a getter pump. Only partial pressures for gases whose pressure increased at some point during the test are shown.

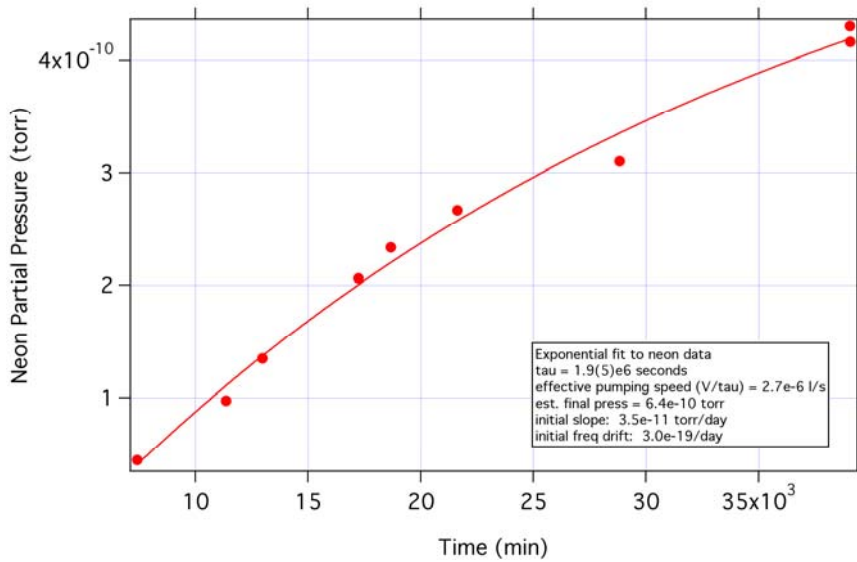


Figure 4. Detail of neon pressure evolution. The initial slope corresponds to a clock fractional frequency shift of 3.0×10^{-19} /day and fits to an exponential with a time constant of about 22 days.

A detail of the argon pressure evolution is shown in Fig. 5. The argon pressure is changing faster than the neon, but also is changing exponentially. The initial slope (worst case) corresponds to a clock shift of -5×10^{-18} /day and the exponential has a time constant of about 9 days. For both neon and argon, the clock shift after several months of settling time would be virtually nonexistent.

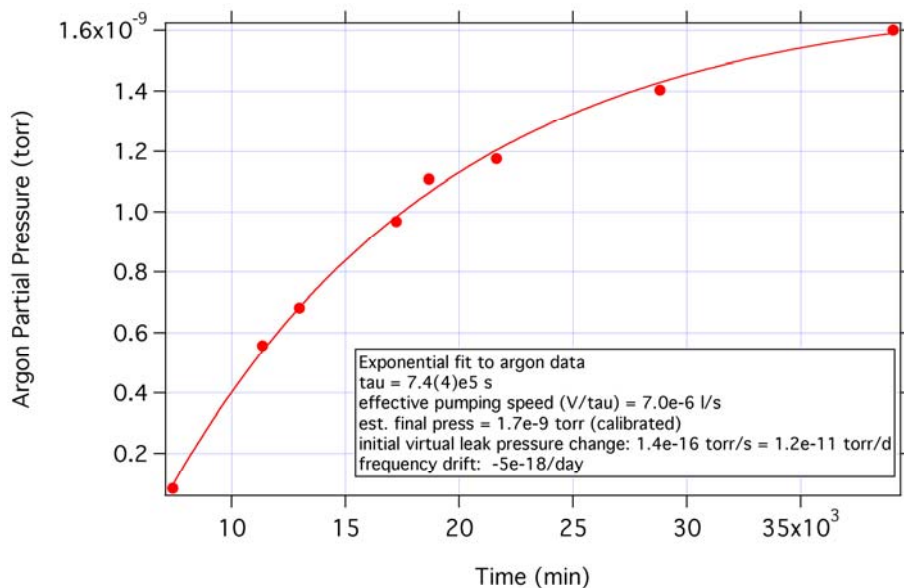


Figure 5. Detail of the argon pressure evolution. The initial slope would result in a clock shift of -5×10^{-18} /day and the exponential fit gives a time constant of about 9 days.

CONCLUSIONS

Compensation of the ion-number-dependent frequency shift has resulted in a 10-fold improvement in long-term stability of the multi-pole LITS atomic clock. A comparison over a 9-month period between the compensated multi-pole LITS-9 and the laser-cooled primary standards showed a fractional frequency deviation of less than 2.7×10^{-17} /day. A subsequent stability evaluation showed that possible residual instabilities could be due to fluctuations in background gas pressure. Initial tests indicate that better background pressure stability can be obtained with a getter pump as compared to the current “flow-through” system that uses a turbo-molecular pump. The tests also indicate that the evolution of non-getterable gases should not limit clock stability at the present performance level. LITS9 is in the process of being converted to use a sealed getter-only vacuum system. Ongoing tests will determine the mean-time between getter activations in this system and whether this maintenance cycle is longer than the current diaphragm fore-pump maintenance cycle of about 18 months.

REFERENCES

- [1] E. A. Burt, W. A. Diener, and R. L. Tjoelker, 2007, “Improvements to JPL’s Compensated Multi-Pole Linear Ion Trap Standard and Long-Term Measurements at the 10-16 Level,” in Proceedings of

- TimeNav'07, the 21st European Frequency and Time Forum (EFTF) Joint with 2007 IEEE International Frequency Control Symposium (IEEE-FCS), 29 May-1 June 2007, Geneva, Switzerland (IEEE Publication CH37839), pp. 1041-1049. E. A. Burt, W. A. Diener, and R. L. Tjoelker, submitted to the **IEEE Transactions on Ultrasonics, Ferroelectrics, and Frequency Control**.
- [2] D. N. Matsakis, A. J. Kubik, J. A. DeYoung, R. P. Giffard, and L. S. Cutler, 1995, "*Eight Years of Experience with Mercury Stored Ion Devices*," in Proceedings of the 1995 IEEE International Frequency Control Symposium, 31 May-2 June 1995, San Francisco, California, USA (IEEE Publication 95CH35752), pp. 86-109.
- [3] R. L. Tjoelker, et al., 2001, "*Mercury Trapped Ion Frequency Standard for Space Applications*," in Proceedings of the 6th Symposium on Frequency Standards and Metrology, 9-14 September 2001, St. Andrews, Scotland, UK (World Scientific Publishing Co., Hackensack, New Jersey), pp. 609-614.
- [4] J. D. Prestage, et al., 2007, "*Compact Microwave Mercury Ion Clock for Deep-Space Applications*," in Proceedings of TimeNav'07, the 21st European Frequency and Time Forum (EFTF) Joint with 2007 IEEE International Frequency Control Symposium (IEEE-FCS), 29 May-1 June 2007, Geneva, Switzerland (IEEE Publication CH37839), pp. 1113-1115.
- [5] J. D. Prestage, R. L. Tjoelker, and L. Maleki, 1999, "*Higher Pole Linear Traps for Atomic Clock Applications*," in Proceedings of the 1999 Joint Meeting of the European Frequency and Time Forum (EFTF) and the IEEE International Frequency Control Symposium (FCS), 13-16 April 1999, Besançon, France (IEEE Publication 99CH36313), pp. 121-124.
- [6] E. A. Burt and R. L. Tjoelker, 2005, "*Characterization and Reduction of Number Dependant Sensitivity in Multi-Pole Linear Ion Trap Standards*," in Proceedings of the 2005 Joint IEEE International Frequency Control Symposium and Precise Time and Time Interval (PTTI) Systems and Applications Meeting, 29-31 August 2005, Vancouver, Canada (IEEE Publication 05CH37664C), pp. 466-471.
- [7] R. L. Tjoelker, J. D. Prestage, P. Koppang, and T. Swanson, 2003, "*Stability Measurements of a JPL Multi-pole Mercury Trapped Ion Frequency Standard at the USNO*," in Proceedings of the 2003 IEEE International Frequency Control Symposium & PDA Exhibition Jointly with the 17th European Frequency and Time Forum (EFTF), 4-8 May 2003, Tampa, Florida, USA (IEEE Publication 03CH37409C), pp. 1066-1072.