



AFRL-RY-WP-TP-2008-1171

**LINEARLY POLARIZED DUAL-WAVELENGTH
VERTICAL-EXTERNAL-CAVITY SURFACE-EMITTING
LASER (Postprint)**

**Li Fan, Mahmoud Fallahi, Jörg Hader, Aramais R. Zakharian, Jerome V. Moloney,
Wolfgang Stolz, Stephan W. Koch, Robert Bedford, and James T. Murray**

**Photonics Processing Branch
Aerospace Components and Subsystems Technology Division**

**MARCH 2007
Interim Report**

Approved for public release; distribution unlimited.

See additional restrictions described on inside pages

STINFO COPY

©2007 American Institute of Physics

**AIR FORCE RESEARCH LABORATORY
SENSORS DIRECTORATE
WRIGHT-PATTERSON AIR FORCE BASE, OH 45433-7320
AIR FORCE MATERIEL COMMAND
UNITED STATES AIR FORCE**

REPORT DOCUMENTATION PAGE

Form Approved
OMB No. 0704-0188

The public reporting burden for this collection of information is estimated to average 1 hour per response, including the time for reviewing instructions, searching existing data sources, gathering and maintaining the data needed, and completing and reviewing the collection of information. Send comments regarding this burden estimate or any other aspect of this collection of information, including suggestions for reducing this burden, to Department of Defense, Washington Headquarters Services, Directorate for Information Operations and Reports (0704-0188), 1215 Jefferson Davis Highway, Suite 1204, Arlington, VA 22202-4302. Respondents should be aware that notwithstanding any other provision of law, no person shall be subject to any penalty for failing to comply with a collection of information if it does not display a currently valid OMB control number. **PLEASE DO NOT RETURN YOUR FORM TO THE ABOVE ADDRESS.**

1. REPORT DATE (DD-MM-YY) March 2007		2. REPORT TYPE Journal Article Postprint		3. DATES COVERED (From - To) 01 November 2006 – 15 March 2007	
4. TITLE AND SUBTITLE LINEARLY POLARIZED DUAL-WAVELENGTH VERTICAL-EXTERNAL-CAVITY SURFACE-EMITTING LASER (Postprint)				5a. CONTRACT NUMBER IN-HOUSE	
				5b. GRANT NUMBER	
				5c. PROGRAM ELEMENT NUMBER 62204F	
6. AUTHOR(S) Li Fan, Mahmoud Fallahi, Jörg Hader, Aramais R. Zakharian, and Jerome V. Moloney (University of Arizona) Wolfgang Stolz and Stephan W. Koch (Philipps Universität Marburg) Robert Bedford (Aerospace Components and Subsystems Technology Division, Photonics Processing Branch) James T. Murray (Areté Associates)				5d. PROJECT NUMBER 2002	
				5e. TASK NUMBER IH	
				5f. WORK UNIT NUMBER 2002IH0E	
7. PERFORMING ORGANIZATION NAME(S) AND ADDRESS(ES) Photonics Processing Branch Aerospace Components and Subsystems Technology Division Air Force Research Laboratory, Sensors Directorate Wright-Patterson Air Force Base, OH 45433-7320 Air Force Materiel Command, United States Air Force				8. PERFORMING ORGANIZATION REPORT NUMBER AFRL-RY-WP-TP-2008-1171	
9. SPONSORING/MONITORING AGENCY NAME(S) AND ADDRESS(ES) Air Force Research Laboratory Sensors Directorate Wright-Patterson Air Force Base, OH 45433-7320 Air Force Materiel Command United States Air Force				10. SPONSORING/MONITORING AGENCY ACRONYM(S) AFRL/RYPD	
				11. SPONSORING/MONITORING AGENCY REPORT NUMBER(S) AFRL-RY-WP-TP-2008-1171	
12. DISTRIBUTION/AVAILABILITY STATEMENT Approved for public release; distribution unlimited.					
13. SUPPLEMENTARY NOTES PAO case number AFRL/WS06-2629, 06 November 2006. ©2007 American Institute of Physics. Published in Applied Physics Letters, 90, 181124 (2007). The U.S. Government is joint author of the work and has the right to use, modify, reproduce, release, perform, display, or disclose the work. Document contains color.					
14. ABSTRACT The authors demonstrate the multiwatt linearly polarized dual-wavelength operation in an optically pumped vertical-external-cavity surface-emitting laser by means of an intracavity tilted Fabry-Perot etalon and a Brewster window. The sum frequency generation from the lithium triborate crystal pumped by this laser confirms that these two wavelengths oscillate simultaneously. Over 30 dB side-mode suppression can be achieved at dual wavelengths with a spectral spacing of 2.1 nm. The output power is slightly reduced by the intracavity Fabry-Perot etalon and Brewster window.					
15. SUBJECT TERMS laser, semiconductors					
16. SECURITY CLASSIFICATION OF:			17. LIMITATION OF ABSTRACT: SAR	18. NUMBER OF PAGES 10	19a. NAME OF RESPONSIBLE PERSON (Monitor) Robert Bedford 19b. TELEPHONE NUMBER (Include Area Code) (937) 255-2911
a. REPORT Unclassified	b. ABSTRACT Unclassified	c. THIS PAGE Unclassified			

Standard Form 298 (Rev. 8-98)
Prescribed by ANSI Std. Z39-18

Linearly polarized dual-wavelength vertical-external-cavity surface-emitting laser

Li Fan^{a)} and Mahmoud Fallahi

College of Optical Sciences, University of Arizona, Tucson, Arizona 85721

Jörg Hader, Aramais R. Zakharian, and Jerome V. Moloney

*Arizona Center for Mathematical Science, University of Arizona, Tucson, Arizona 85721
and College of Optical Sciences, University of Arizona, Tucson, Arizona 85721*

Wolfgang Stolz and Stephan W. Koch

Department of Physics and Material Sciences Center, Philipps Universität Marburg, Renthof 5, 35032 Marburg, Germany

Robert Bedford

Sensors Directorate, Air Force Research Laboratory, 2241 Avionics Cir. Wright-Patterson AFB, Ohio 45433

James T. Murray

Areté Associates, 3194 N. Swan Road, Tucson, Arizona 85712

(Received 12 March 2007; accepted 9 April 2007; published online 3 May 2007)

The authors demonstrate the multiwatt linearly polarized dual-wavelength operation in an optically pumped vertical-external-cavity surface-emitting laser by means of an intracavity tilted Fabry-Perot etalon and a Brewster window. The sum frequency generation from the lithium triborate crystal pumped by this laser confirms that these two wavelengths oscillate simultaneously. Over 30 dB side-mode suppression can be achieved at dual wavelengths with a spectral spacing of 2.1 nm. The output power is slightly reduced by the intracavity Fabry-Perot etalon and Brewster window. © 2007 American Institute of Physics. [DOI: [10.1063/1.2735554](https://doi.org/10.1063/1.2735554)]

Dual-wavelength lasers are required for a variety of applications. The attempt to achieve a dual-wavelength (~ 984 and ~ 1042 nm) vertical-external-cavity surface-emitting laser (VECSEL) was conducted recently.¹ This laser is based on a complicated design and a critical epitaxial growth of the VECSEL chip. However, its lasing spectrum at each color is a few nanometer wide and the laser also indicates self-pulsation.

It is possible for a traditional VECSEL (Ref. 2) to simultaneously lase at dual wavelengths separated by a few nanometers. First, the quantum well gain spectra have a wide bandwidth with a relatively flat peak. Second, the VECSEL gain medium is inhomogeneously broadened due to the electron-phonon interaction, the width and composition fluctuations in multi-quantum wells, as well as material defects.³ In addition, an external cavity of a few centimeters results in very dense longitudinal modes. All of these result in low longitudinal mode selectivity of the VECSEL; thus, high-power VECSEL tends to oscillate in multilongitudinal modes with an envelope of a few nanometers.^{4,5} Dynamically, stable two-wavelength oscillation of a laser can occur when the mode coupling between two wavelengths is weak.^{6,7} Therefore, using a suitable intracavity filter, one may realize dual-wavelength oscillation in a regular VECSEL.

In this letter, we proposed and demonstrated a linearly polarized dual-wavelength VECSEL by means of a tilted intracavity Fabry-Perot (FP) etalon and a Brewster window. The proper free spectral range of the tilted étalon allows the VECSEL to oscillate at two wavelengths simultaneously.

The VECSEL structure, designed for emission around 975 nm, was grown by metal-organic vapor phase epitaxy on

an undoped GaAs substrate. The active region consists of 14 InGaAs compressive strained quantum wells. Each quantum well is 8 nm thick and surrounded by (~ 31 nm thick) GaAsP strain compensation layers and AlGaAs pump-absorbing barriers. The thickness and composition of the layers are optimized such that each quantum well is positioned at an antinode of the cavity standing wave to provide resonant periodic gain (RPG). A high-reflectivity ($R > 99.9\%$) distributed Bragg reflector (DBR) stack made of 25 pairs of $\text{Al}_{0.2}\text{Ga}_{0.8}\text{As}/\text{AlAs}$ is grown on the top of the active region. In addition to the RPG active region and DBR stack, there is a high aluminum concentration AlGaAs etch-stop layer between the active region and the substrate to facilitate selective chemical substrate removal. The epitaxial side of the VECSEL wafer was mounted on chemical vapor deposited diamond by indium solder. After the removal of the GaAs substrate and etch-stop layer, a single layer Si_3N_4 ($n=1.78$ at 980 nm) quarter-wave low-reflection (LR) coating (for 975 nm signal) was deposited on the surface of the VECSEL chip to achieve a reflectance of less than 1% at the signal wavelength. Also, this coating significantly reduces the reflectance of 808 nm pump emission at the chip surface.

The experimental setup is shown in Fig. 1. A V-shaped cavity which is folded at the VECSEL chip is used in the experiment, allowing a double-pass through the gain region, thus increasing efficiency.⁵ Unfolding the cavity about the DBR mirror, one can view the active region of the VECSEL chip as a tilted intracavity FP étalon. The previously mentioned LR coating reduces walk-off loss.⁸ The processed VECSEL chip was mounted on a heat sink for temperature control. The lasing experiment was conducted by using a fiber coupled multimode 808 nm diode laser pump source. A 480 μm diameter pump spot was focused on the VECSEL

^{a)}Electronic mail: lifan@optics.arizona.edu

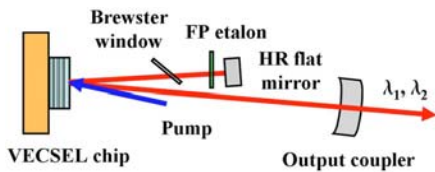


FIG. 1. (Color online) Schematic diagram of a linearly polarized dual-wavelength VECSEL with the V -shaped cavity, a Brewster window, and an intracavity tilted FP étalon. Relative dimensions are not to scale.

chip during the experiment. In the V -shaped cavity, the distance between the high-reflecting (HR) ($R > 99.9\%$ at signal wavelength) flat mirror and the chip is around 6 cm and the distance between the chip and the output coupler ($R \sim 97\%$ at signal wavelength, 30 cm radius of curvature) is about 20.5 cm. The size of TEM_{00} mode on the VECSEL chip is about $425 \mu\text{m}$ diameter, matching the pump spot size of $480 \mu\text{m}$ diameter. The cavity angle between two arms of the V -shaped cavity is about 8° , resulting in the refraction angle in the semiconductor to be less than 1.3° . Such a small refraction angle does not significantly change the relative confinement factor. Both a FP étalon and a Brewster window, which are $\sim 150 \mu\text{m}$ thick uncoated commercial glass slides, were inserted between the chip and the HR flat mirror to achieve linearly polarized dual-wavelength VECSEL. By scanning the glass slide in an expanded and collimated He-Ne laser beam and monitoring the interference fringes on a shear plate, we selected the desired area on the glass slide, in which both sides of the glass slide are parallel and smooth. This area was aligned in the cavity to cross the laser beam. The free spectral range of the filter is about 0.67 THz (or 2.0 nm).

The pump spot on the chip plays a role as an aperture. Since the Gaussian beam suffers from the distortion introduced by a tilted FP étalon,⁸ this distorted laser beam in conjunction with the aperture causes more diffraction loss due to the truncation of the aperture. In the experiment we observed that inserting the étalon in the longer arm of the V -shaped cavity causes lower efficiency of the laser (i.e., much more diffraction loss into the VECSEL) than placing them in the short arm.

Figure 2 shows the lasing spectra with/without both the intracavity tilted étalon and Brewster window. During the measurement, the temperature of the heat sink was fixed at 10°C . The lasing spectral intensity (in dBm) at 16.4 W pump power is shown in Fig. 2(a). Figures 2(b) and 2(c) show the lasing spectral intensity (in dBm and linear scale, respectively) at 26.5 W pump power. At these two pump levels, without the étalon and Brewster window, the VECSEL lasing spectra [black solid lines in Figs. 2(a) and 2(b)] are a few nanometer wide and shift with the increase of the pump power. After the étalon and Brewster window were inserted in the cavity, as illustrated in Fig. 1, the étalon was properly tilted such that the spectral intensity of each color was even and the total output power was optimized. The dual-wavelength lasing spectra selected by the étalon [red solid line in Figs. 2(a) and 2(b)] indicate over 30 dB side-mode suppression. Additionally, the dual-wavelength lasing spectra indicate similar redshift behavior as the unfiltered lasing spectra. The dual-wavelength lasing spectrum (in linear scale) in Fig. 2(c) gives the linewidth (full width at half maximum) of $\sim 0.5 \text{ nm}$ for each color and the spectral spac-

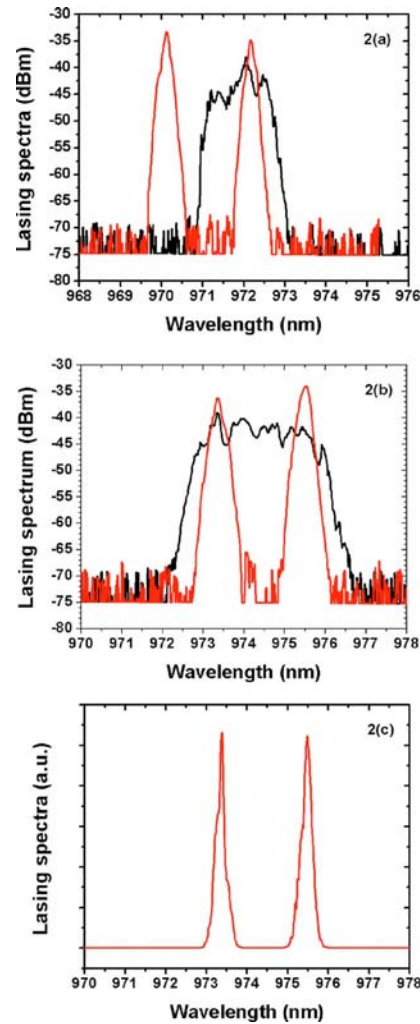


FIG. 2. (Color online) Lasing spectra without/with a tilted intracavity FP étalon (black/red solid line) at 16.4 W pump (a) and 26.5 W pump [(b) and (c)].

ing of 2.1 nm. Due to the lack of a suitable grating to separate these two wavelengths, we could not directly measure the power of each wavelength. Since the spectral intensity is even at two wavelengths, the power of each wavelength should be close to each other. The penalty for using intracavity components is the loss of laser efficiency. At 26.5 W pumping, the output powers are 4.78 W (free lasing), 4.5 W (after inserting FP étalon), and 3.98 W (after inserting both FP étalon and Brewster window), respectively. The intracavity FP étalon and Brewster window only reduce the total output power by 17% at this pump level.

To confirm that the VECSEL oscillates at these two wavelengths simultaneously, we focused the collinear dual-wavelength output into the type-I angle phase-matched lithium triborate crystal, employed to generate tunable second harmonic generation (SHG) around 488 nm ,⁹ to generate sum frequency generation (SFG). Since the two wavelengths (λ_1 and λ_2) are only separated by 2.1 nm, the phase matching angle for SFG of λ_1 and λ_2 is also close to that of SHG of λ_1 or λ_2 . These three nonlinear conversion signals should be observed. Figure 3 shows the SFG (central peak) as well as

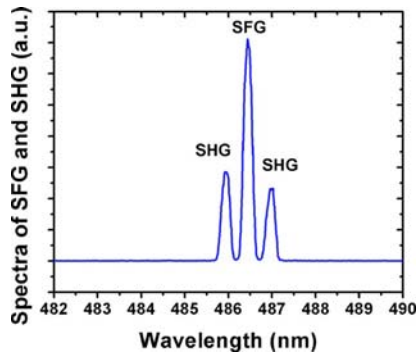


FIG. 3. (Color online) Spectra of extracavity sum frequency generation (SFG) of dual wavelengths of the VECSEL and second harmonic generation (SHG) of each fundamental wavelength.

the SHG of each fundamental wavelength (side peaks, separated by ~ 1 nm). The SFG signal confirms that these two wavelengths lase simultaneously.

Some practical drawbacks of this linearly polarized dual-wavelength VECSEL must be mentioned. The spectral intensity at these two wavelengths is not always even. We observed that each of these two spectral peaks in Fig. 2(c) became dominant slowly and alternately due to the longitudinal mode competition between them. Meanwhile, dual-wavelength output power slowly fluctuated in the range of ± 50 mW. Stabilizing this dual-wavelength operation is the subject of ongoing work.

In summary, employing an intracavity tilted FP étalon and a Brewster window is a simple and efficient method to realize a linearly polarized, simultaneously dual-wavelength oscillation in a traditional VECSEL. At multiple watts of dual-wavelength VECSEL output, over 30 dB side-mode

suppression was demonstrated at two wavelengths, separated by ~ 2.1 nm. The loss of output power caused by the FP étalon and Brewster window is less than 17%.

This work is supported by the Air Force Office of Scientific Research through a MRI Program F49620-02-1-0380. Also, the Marburg part of the work is supported by the Deutsche Forschungsgemeinschaft and the AFRL part of the work is funded by AFOSR through LRIR 96SN01COR. One of the authors (J.V.M.) acknowledges support from the Alexander von Humboldt Society.

¹T. Leinonen, Y. A. Morozov, A. Härkönen, and M. Pessa, *IEEE Photonics Technol. Lett.* **17**, 2508 (2005).

²M. Kuznetsov, F. Hakimi, R. Sprague, and A. Mooradian, *IEEE J. Sel. Top. Quantum Electron.* **5**, 561 (1999).

³We notice some literatures reporting homogeneously broadened quantum well gain; however, nobody reported that the VECSEL with a couple of centimeter long external cavity provides a single-frequency operation without the help of an intracavity filter. More details about the microscopic modeling of quantum well gain can be found in J. Hader, J. V. Moloney, S. W. Koch, and W. W. Chow, *IEEE J. Sel. Top. Quantum Electron.* **9**, 688 (2003).

⁴J. Chilla, S. Butterworth, A. Zeitschel, J. Charles, A. Caprara, M. Reed, and L. Spinelli, *Proc. SPIE* **5332**, 143 (2004).

⁵L. Fan, M. Fallahi, J. T. Murray, R. Bedford, Y. Kaneda, A. R. Zakharian, J. Hader, J. V. Moloney, W. Stolz, and S. W. Koch, *Appl. Phys. Lett.* **88**, 021105 (2006).

⁶M. Sargent III, M. O. Scully, and W. E. Lamb, Jr., *Laser Physics* (Addison-Wesley, Reading, MA, 1974), pp. 125-126.

⁷A. E. Siegman, *Lasers* (University Sciences Books, Sausalito, CA, 1986), pp. 996-999.

⁸Z. Wu, G. Xia, H. Zhou, J. Wu, and M. Liu, *Opt. Laser Technol.* **35**, 1 (2003).

⁹L. Fan, T.-C. Hsu, M. Fallahi, J. T. Murray, R. Bedford, Y. Kaneda, A. R. Zakharian, J. Hader, J. V. Moloney, W. Stolz, and S. W. Koch, *Appl. Phys. Lett.* **88**, 251117 (2006).