



AFRL-RY-WP-TP-2008-1173

**EXTENDED TUNABILITY IN A TWO-CHIP VECSEL
(POSTPRINT)**

**Li Fan, Mahmoud Fallahi, Aramais R. Zakharian, Jörg Hader, Jerome V. Moloney,
Robert Bedford, James T. Murray, Wolfgang Stolz, and Stephan W. Koch**

**Electro-Optic Components Branch
Aerospace Components and Subsystems Technology Division**

APRIL 2007

Approved for public release; distribution unlimited.

See additional restrictions described on inside pages

STINFO COPY

© 2007 IEEE

**AIR FORCE RESEARCH LABORATORY
SENSORS DIRECTORATE
WRIGHT-PATTERSON AIR FORCE BASE, OH 45433-7320
AIR FORCE MATERIEL COMMAND
UNITED STATES AIR FORCE**

REPORT DOCUMENTATION PAGE				Form Approved OMB No. 0704-0188		
The public reporting burden for this collection of information is estimated to average 1 hour per response, including the time for reviewing instructions, searching existing data sources, gathering and maintaining the data needed, and completing and reviewing the collection of information. Send comments regarding this burden estimate or any other aspect of this collection of information, including suggestions for reducing this burden, to Department of Defense, Washington Headquarters Services, Directorate for Information Operations and Reports (0704-0188), 1215 Jefferson Davis Highway, Suite 1204, Arlington, VA 22202-4302. Respondents should be aware that notwithstanding any other provision of law, no person shall be subject to any penalty for failing to comply with a collection of information if it does not display a currently valid OMB control number. PLEASE DO NOT RETURN YOUR FORM TO THE ABOVE ADDRESS.						
1. REPORT DATE (DD-MM-YY) April 2007		2. REPORT TYPE Journal Article Postprint		3. DATES COVERED (From - To) 01 November 2006 – 14 April 2007		
4. TITLE AND SUBTITLE EXTENDED TUNABILITY IN A TWO-CHIP VECSEL (POSTPRINT)				5a. CONTRACT NUMBER In-house		
				5b. GRANT NUMBER		
				5c. PROGRAM ELEMENT NUMBER 62204F		
6. AUTHOR(S) Li Fan and Mahmoud Fallahi (University of Arizona) Aramais R. Zakharian, Jörg Hader, and Jerome V. Moloney (University of Arizona) Robert Bedford (AFRL/RYPD) James T. Murray (Arete Associates) Wolfgang Stolz and Stephan W. Koch (Philips Universität Marburg)				5d. PROJECT NUMBER 2002		
				5e. TASK NUMBER IH		
				5f. WORK UNIT NUMBER 2002IH0E		
7. PERFORMING ORGANIZATION NAME(S) AND ADDRESS(ES) University of Arizona Tucson, AZ 85721			Arete Associates Tucson, AZ 85712		8. PERFORMING ORGANIZATION REPORT NUMBER AFRL-RY-WP-TP-2008-1173	
Electro-Optic Components Branch (AFRL/RYPD) Aerospace Components and Subsystems Technology Division Air Force Research Laboratory, Sensors Directorate Wright-Patterson Air Force Base, OH 45433-7320 Air Force Materiel Command, United States Air Force			Philips Universität Marburg Department of Physics and Material Sciences Center 35032 Marburg, Germany.			
9. SPONSORING/MONITORING AGENCY NAME(S) AND ADDRESS(ES) Air Force Research Laboratory Sensors Directorate Wright-Patterson Air Force Base, OH 45433-7320 Air Force Materiel Command United States Air Force				Air Force Office of Scientific Research (AFOSR)		10. SPONSORING/MONITORING AGENCY ACRONYM(S) AFRL/RYPD
				11. SPONSORING/MONITORING AGENCY REPORT NUMBER(S) AFRL-RY-WP-TP-2008-1173		
12. DISTRIBUTION/AVAILABILITY STATEMENT Approved for public release; distribution unlimited.						
13. SUPPLEMENTARY NOTES Journal article published in IEEE Photonics Technology Letters, Vol. 19, No. 8, April 15, 2007. © 2007 IEEE. The U.S. Government is joint author of this work and has the right to use, modify, reproduce, release, perform, display, or disclose the work. PAO Case Number: WPAFB 06-2426; Clearance date: 12 Oct 2006. Paper contains color.						
14. ABSTRACT We demonstrate a widely tunable vertical-external cavity surface-emitting laser (VECSEL) with a W-shaped cavity, in which two VECSEL chips serve as fold mirrors and a birefringent filter is inserted at Brewster's angle. These two chips provide much higher modal gain and broader bandwidth of the gain than a single chip does, enhancing the VECSEL tuning range and reducing the variation of tunable output power with the tuned wavelength. This two-chip VECSEL configuration makes it possible to shape the modal gain spectra of the laser or to manipulate the tuning curve of the laser by two different chips with certain gain peak detuning (offset). Multiwatts high-brightness linearly polarized output with a tuning range of 33 nm is demonstrated in such a two-chip VECSEL.						
15. SUBJECT TERMS Lasers, semiconductors						
16. SECURITY CLASSIFICATION OF:			17. LIMITATION OF ABSTRACT: SAR	18. NUMBER OF PAGES 10	19a. NAME OF RESPONSIBLE PERSON (Monitor) Robert Bedford 19b. TELEPHONE NUMBER (Include Area Code) N/A	
a. REPORT Unclassified	b. ABSTRACT Unclassified	c. THIS PAGE Unclassified				

Extended Tunability in a Two-Chip VECSEL

Li Fan, Mahmoud Fallahi, Aramais R. Zakharian, Jörg Hader, Jerome V. Moloney, Robert Bedford, James T. Murray, Wolfgang Stolz, and Stephan W. Koch

Abstract—We demonstrate a widely tunable vertical-external-cavity surface-emitting laser (VECSEL) with a W-shaped cavity, in which two VECSEL chips serve as fold mirrors and a birefringent filter is inserted at Brewster's angle. These two chips provide much higher modal gain and broader bandwidth of the gain than a single chip does, enhancing the VECSEL tuning range and reducing the variation of tunable output power with the tuned wavelength. This two-chip VECSEL configuration makes it possible to shape the modal gain spectra of the laser or to manipulate the tuning curve of the laser by two different chips with certain gain peak detuning (offset). Multiwatts high-brightness linearly polarized output with a tuning range of 33 nm is demonstrated in such a two-chip VECSEL.

Index Terms—Birefringent filter (BF), optically pumped semiconductor laser, tunable linearly polarized vertical-external-cavity surface-emitting laser (VECSEL).

HIGH-POWER high-brightness tunable vertical-external-cavity surface-emitting lasers (VECSELs) are attractive for a wide range of applications [1]–[4]. Since VECSELs are low-gain lasers, the key to the high output power with a large tunability is to achieve higher and broader modal gain spectra and lower the loss of the wavelength selective component at the tuned wavelength. Based on this idea, the tunable VECSEL, using a birefringent filter (BF) and a cavity folded at the VECSEL chip, was successfully developed, and multiwatts high-brightness linearly polarized output power with a tuning range of 20 nm was demonstrated [1]. Also the tunable blue–green VECSEL was achieved by combining this tunable infrared VECSEL with intracavity second-harmonic generation [4].

Recently we proposed the multichip VECSEL as an efficient coherent power scaling scheme [5]. In this laser, the waste heat is distributed on each chip such that more pump power can be launched into VECSEL chips before the laser reaches its thermal rollover. When the modal gain peak of each chip

Manuscript received September 29, 2006; revised January 14, 2007. This work was supported by the Air Force Office of Scientific Research (AFOSR) through an MRI Program F49620-02-1-0380. The work of R. Bedford was supported by the AFOSR through LRIR 96SN01COR. The work of S. W. Koch and W. Stolz was supported by the Deutsche Forschungsgemeinschaft.

L. Fan and M. Fallahi are with the College of Optical Sciences, University of Arizona, Tucson, AZ 85721 USA (e-mail: lifan@optics.arizona.edu).

A. R. Zakharian, J. Hader, and J. V. Moloney are with the Arizona Center for Mathematical Science and College of Optical Sciences, University of Arizona, Tucson, AZ 85721 USA.

R. Bedford is with the Air Force Research Laboratory, Wright-Patterson AFB, OH 45433 USA.

J. T. Murray is with Areté Associates, Tucson, AZ 85712 USA.

W. Stolz and S. W. Koch are with the Department of Physics and Material Sciences Center, Philips Universität Marburg, 35032 Marburg, Germany.

Color versions of one or more of the figures in this letter are available online at <http://ieeexplore.ieee.org>.

Digital Object Identifier 10.1109/LPT.2007.893898

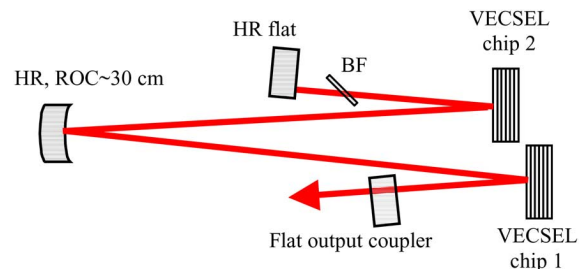


Fig. 1. Schematic diagram of a tunable two-chip VECSEL with a W-shaped cavity and a BF. Relative dimensions not to scale.

was tuned to overlap each other, a two-chip VECSEL employing two slightly different VECSEL chips gave the best performance with over 19-W output power, which almost doubled the maximum output power of a single-chip VECSEL. Since the modal gain spectra of the multichip VECSEL are the superposition of the gain spectra of each chip, a multichip VECSEL achieves a higher gain and a broader gain bandwidth than a single-chip VECSEL does, resulting in the potential of a larger tunability with high output power. In addition, the quantum-well gain spectrum is sensitive to its structure, carrier density, and temperature. A multichip configuration yields a flexibility to control its modal gain spectra by changing the pump or temperature on each chip, manipulating the tuning curve (output power versus tuned wavelength) of the laser such that the laser provides a larger tuning range and less variation of output power with the tuned wavelength. Also, a multichip passively mode-locked VECSEL has the potential to overcome the average power limitation, and its extended bandwidth of gain is of great importance for the generation of ultrashort pulses [6].

In this letter, we present the development of a tunable two-chip VECSEL with a W-shaped cavity and a BF, and investigate how a two-chip VECSEL will improve its tunability and output power variation with the tuned wavelength. Multiwatts high-brightness linearly polarized output with a tuning range of 33 nm is demonstrated in a two-chip VECSEL.

In the experiment, we use two slightly different VECSEL chips, whose gain peak wavelengths offset by ~ 4 nm. They were used in previous two-chip VECSEL coherent power-scaling experiment and the details of their structures and sample processing were described in [5]. A W-shaped cavity as illustrated in Fig. 1 is designed for this tunable two-chip VECSEL. In the cavity, the highly reflecting (HR) concaved spherical folding mirror has a radius of curvature (ROC) of 30 cm, and full folding angle is approximately 15° . The distance between the concaved mirror and the VECSEL Chips 1 and 2 are around 24 and 21 cm, respectively. The flat output coupler is 4.5 cm away from the VECSEL Chip 1, and the HR flat mirror is

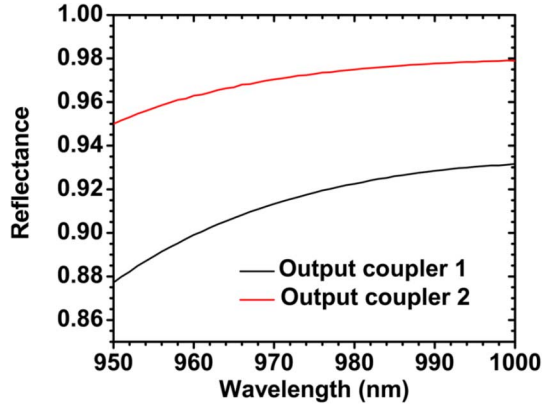


Fig. 2. Reflectance spectra of output couplers in the tuning range of the laser.

7 cm from the Chip 2. A 2-mm-thick quartz plate is inserted between the flat HR mirror and Chip 2 at Brewster's angle serving as a BF. This BF is an extremely low loss at the tuned wavelength, and introduces the longitudinal mode discrimination to narrow the lasing spectra [1]. This cavity configuration defines TEM₀₀ mode size on VECSEL Chip 1: $\sim 350\text{-}\mu\text{m}$ diameter (tangential) and $\sim 360\text{-}\mu\text{m}$ diameter (sagittal); on VECSEL Chip 2: $\sim 420\text{-}\mu\text{m}$ diameter (tangential and sagittal). Two 808-nm fiber coupled pump lasers are focused on Chips 1 and 2 with a pump spot size of 410 (in diameter) and $480\ \mu\text{m}$ (in diameter), respectively. Both pump spot sizes match the fundamental mode sizes on the chips to force laser operating in TEM₀₀ mode. The concaved spherical mirror results in difference between the tangential and sagittal focal lengths, making the laser beam asymmetric (elliptical). Fortunately BF compensates this asymmetry (or astigmatism) somewhat [5]. To decrease this asymmetry, the folding angle at the concaved spherical mirror must be kept as small as possible. To take advantage of resonant periodic gain, the folding angle on both chips should be kept as small as possible.

When measuring the tuning curves, we tried to keep the identical pump density on both chips (19.5-W pump power was launched into Chip 1 in $410\text{-}\mu\text{m}$ diameter pump spot, and 26.5-W pump power into Chip 2 in $480\text{-}\mu\text{m}$ diameter pump spot). During the measurement, the temperature in both chips was controlled by heatsink (hereinafter, all of temperatures refer to the temperature of the heatsink), and two output couplers with different reflectance spectra, illustrated in Fig. 2, were used. Between 950 and 1000 nm, the reflectance of Output Couplers 1 and 2 is not constant, but with a few percent drop on the shorter wavelength side, so the tuning range of the laser will be reduced somewhat on the same side. VECSEL Chips 1 and 2 were characterized in the linear cavity, formed by a VECSEL chip and output coupler mirror. At the laser threshold and 0 °C, VECSEL Chips 1 and 2 lase at around 964 and 968 nm, respectively [5]. Since the VECSEL lases at the modal gain peak wavelength, the lasing wavelengths of Chips 1 and 2 reflect that their modal gain peak wavelengths offset by ~ 4 nm.

Fig. 3 shows the laser tuning performance when Output Coupler 1 (91%–92% reflectance in the tuning range) is used. In the measurement, the temperature of the heatsink for Chip 1 is 0 °C while the heatsink for Chip 2 is at 0 °C, 10 °C, and 20 °C, respectively. Over 11-W peak output power and 21-nm

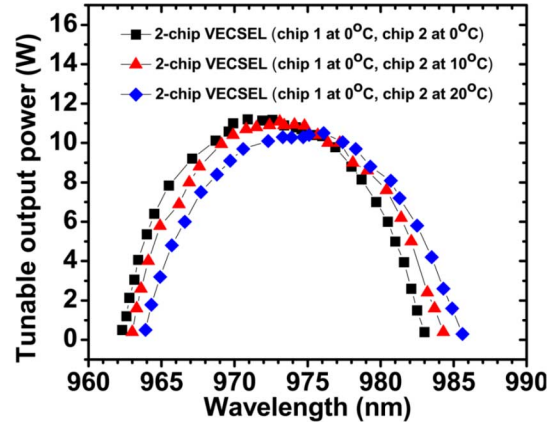


Fig. 3. Tuning curve of the two-chip VECSEL with Output Coupler 1.

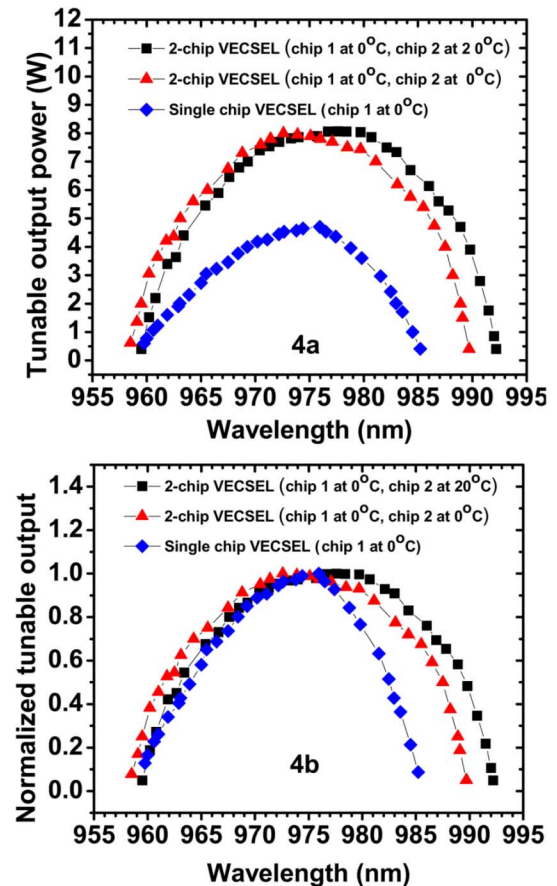


Fig. 4. Tuning curve of the two-chip VECSEL with Output Coupler 2, and the comparison of tuning properties between a single-chip and two-chip VECSEL.

wavelength tuning range are achieved. The results indicate that when the temperature on Chip 2 increases, the tuning curve and peak wavelength globally shift to longer wavelength and the peak power slightly decreases. This is due to the red-shift of the quantum-well gain and gain peak drop with the increase of the temperature.

Fig. 4(a) shows the laser tuning performance when Output Coupler 2 (96%–97.5% reflectance in the tuning range) is used. Using an output coupler with higher reflectance, we decrease the cavity losses, resulting in a larger tunability; however, the output power is sacrificed. Under the similar experimental conditions

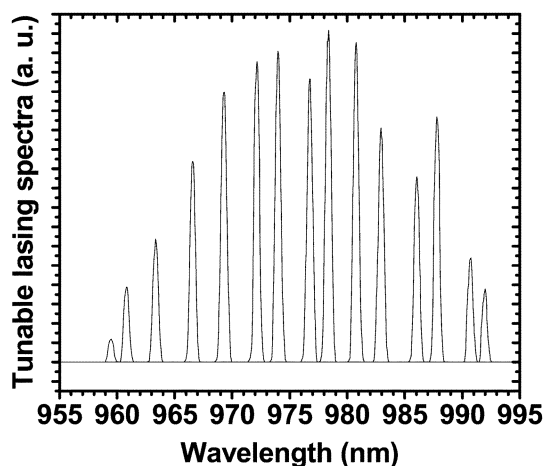


Fig. 5. Some tuning spectra within 33-nm tuning range.

(the heatsink for Chip 1 is at 0 °C, and the heatsink for Chip 2 at 0 °C and 20 °C, respectively). Over 8-W peak output power and 33-nm wavelength tuning range are achieved. Larger tunability would have been achieved if the reflectance of Output Coupler 2 had not dropped on the shorter wavelength side (see Fig. 2). With the increase of the temperature on Chip 2, the tunability slightly increases and the tuning curve globally red-shifts.

The tuning properties of this two-chip VECSEL and a single-chip VECSEL are compared under the same operation condition. The tunable single-chip VECSEL with a V-shaped cavity folded at the VECSEL chip, as described in detail in [1], was built by Chip 1, output coupler (with 30-cm ROC and same reflectance spectrum as Output Coupler 2) and the same BF and HR flat mirror used in the two-chip VECSEL. During the measurement, the Chip 1 was on the heatsink with temperature of 0 °C, and was pumped at the same pump density (25.6 W on 480- μ m diameter pump spot). The cavity is optimized for TEM₀₀ mode operation. The measured tuning curve of this single-chip VECSEL added in Fig. 4(a) show a 25-nm tuning range and 4.7-W peak output power. To make the comparison simpler, we normalize each tuning curve in Fig. 4(a) to its own peak power. Fig. 4(b) show their normalized tuning curves. The full-width at half-maximum of the tuning curve, used to judge tunable output power variation with the tuned wavelength, is about 18 nm for the single-chip VECSEL and 27 nm for the two-chip VECSEL. Obviously, the two-chip VECSEL extends the tunability of the laser and significantly reduces its tunable output power variation with the tuned wavelength.

The tuning spectra are measured by an optical spectral analyzer (OSA). In the measurement, the laser beam leaking from HR mirror is coupled into a multimode fiber which is connected to the OSA. Fig. 5 shows some tuning spectra along the tuning range. The variation of the strength of spectra is due to fiber coupling, not the intensity of the output beam. The linewidth is less than 1 nm. The beam quality is measured by a real-time beam profiler BeamMap (DataRay Inc.). Since pump size matches the fundamental mode size, the beam quality factor (M^2 factor) is close to 1.7 at peak output power.

It is known that the quantum-well gain peak shifts to longer wavelengths with temperature increase at a rate of 0.3–0.4 nm/K for a given carrier density [7]. Cooling Chip 1 and heating Chip 2 increases the detuning (offset) between the modal gain peaks, and may broaden the modal gain spectra of the two-chip VECSEL to increase the tunability of the laser. However, since quantum-well gain is also sensitive to temperature, tuning the gain peaks by increasing temperature has a tradeoff, that is, dropping the gain due to heating on Chip 2, thus reducing the tunability of the laser. In the experiment, raising the temperature on Chip 2 just slightly increases the tunability of the two-chip VECSEL (see Fig. 4). In practice, instead of tuning the gain peaks by temperature, employing two different chips with a somewhat large detuning (offset) between their modal gain peaks is a simple and efficient way to achieve the extended tunability.

In summary, we report on the development and demonstration of a multiwatt high-brightness linearly polarized tunable two-chip VECSEL with a W-shaped cavity and a BF. Multiwatts high-brightness linearly polarized output with a tuning range of 33 nm is demonstrated. The modal gain spectra of a two-chip VECSEL are the superposition of two gain spectra from different VECSEL chip, making the gain spectra higher and broader. This configuration yields a flexibility to shape the gain spectra of the laser by using two different chips with certain gain peak detuning (offset), thus, to manipulate the tuning curve of the laser. The two-chip VECSEL shows less tunable output power variation with the tuned wavelength and larger tunability than a single-chip VECSEL does. In addition, the broad bandwidth of two-chip gain is of great importance for the generation of ultrashort pulses in the mode-locked VECSEL.

REFERENCES

- [1] L. Fan, M. Fallahi, J. T. Murray, R. Bedford, Y. Kaneda, J. Hader, A. R. Zakharian, J. V. Moloney, S. W. Koch, and W. Stolz, "Tunable high-power high-brightness linearly polarized vertical-external-cavity surface-emitting lasers," *Appl. Phys. Lett.*, vol. 88, pp. 021105–021105, 2006.
- [2] E. Heumann, S. Bär, K. Rademaker, G. Huber, S. Butterworth, A. Dening, and W. Seelert, "Semiconductor-laser-pumped high-power up-conversion laser," *Appl. Phys. Lett.*, vol. 88, pp. 061108–061108, 2006.
- [3] Y. Kaneda, L. Fan, T.-C. Hsu, N. Peyghambarian, M. Fallahi, A. R. Zakharian, J. Hader, J. V. Moloney, W. Stolz, S. W. Koch, R. Bedford, A. Sevian, and L. Glebov, "High brightness spectral beam combination of high power vertical external cavity surface emitting lasers," *IEEE Photon. Technol. Lett.*, vol. 18, no. 17, pp. 1795–1797, Sep. 1, 2006.
- [4] L. Fan, T. C. Hsu, M. Fallahi, J. T. Murray, R. Bedford, Y. Kaneda, J. Hader, A. R. Zakharian, J. V. Moloney, S. W. Koch, and W. Stolz, "Tunable watt-level blue-green vertical-external-cavity surface-emitting lasers by intracavity frequency doubling," *Appl. Phys. Lett.*, vol. 88, pp. 251117–251117, 2006.
- [5] L. Fan, M. Fallahi, J. Hader, A. R. Zakharian, J. V. Moloney, J. T. Murray, R. Bedford, W. Stolz, and S. W. Koch, "Multi-chip vertical-external-cavity surface-emitting lasers: A coherent power scaling scheme," *Opt. Lett.*, to be published.
- [6] A. C. Tropper, H. D. Foreman, A. Garnache, K. G. Wilcox, and S. H. Hoogland, "Vertical-external-cavity semiconductor lasers," *J. Phys. D: Appl. Phys.*, vol. 37, pp. R75–R85, 2004.
- [7] M. Kuznetsov, F. Hakimi, R. Sprague, and A. Mooradian, "Design and characteristics of high power (> 0.5 W CW) diode-pumped vertical-external-cavity surface-emitting semiconductor lasers with circular TEM₀₀ beams," *IEEE J. Sel. Topics Quantum Electron.*, vol. 5, no. 3, pp. 561–573, May/Jun. 1999.