

PRIMARY FREQUENCY STANDARDS AT NIST*

Robert Drullinger
Time and Frequency Division
National Institute of Standards and Technology
325 Broadway, Boulder CO 80303, USA

Abstract

NIST has a more than 50-year history of developing ever more accurate atomic frequency standards. For most of that time, the technology was based on thermal atomic beams of cesium atoms, and the accuracy improvement was approximately a factor of 10 every 7 years. To put this into some kind of perspective, both the period of this history and the rate of improvement are almost identical to the development of information-storage density in magnetic media. Now, however, with the advent of laser-cooling schemes and optical-frequency metrology, the rate of progress is dramatically increasing. This paper discusses briefly the last of the thermal-beam standards and our first laser-cooled, atomic-fountain standard. It then goes into some detail about the newly developed all-optical standards that use an optical-frequency transition in a single, laser-cooled, trapped mercury ion or in an ensemble of laser-cooled and trapped calcium atoms. Based largely on the increased operating frequency of the “clock” transition, these new standards have the potential for several orders of magnitude improvement in stability and, in the case of the mercury standard, accuracy over today’s standards operating in the microwave region.

INTRODUCTION

NIST has the primary responsibility within the US for the accurate realization of the SI second, the national standard of time interval. In fact, however, time and its standard interval are coordinated around the world in such a way that the product delivered to the American people is not that from our standards laboratories, but rather that agreed upon from a world average of good standards. As such, the output from our national standard is reported to the BIPM office in Paris, where it is averaged together with that of all other good standards. In return, we get “corrections” to our time scale that result in the information that is disseminated to our customers.

As our part in the international community of timekeepers, NIST and its predecessor, NBS, has a 50-year history of developing evermore accurate atomic frequency standards. Until 1999 these standards were always based on an atomic beam of thermal cesium atoms. The last standard of this type, NIST-7 [1], produced an accuracy of about five parts in 10^{15} , limited by the short interaction time with the atoms. A newer technology makes use of laser-cooled atoms [2]. After the atoms are collected and cooled by the interaction with three pairs of opposed laser beams, they are tossed up about 1 m through the apparatus by the same light forces that produce the cooling. As they travel upward and then fall back under the action of gravity in a fountain-like spray, they interact with the standard almost two orders of magnitude longer than in the thermal atomic beam predecessor. Unfortunately, new collision physics enters into this cold-atom clock and the apparent potential of the improved line Q is not fully realized. At present, this relatively new technology results in a realization of the SI second with an uncertainty in accuracy of about one part in 10^{15} .

*Contribution of the National Institute of Standards and Technology and therefore not subject to copyright.

Report Documentation Page

Form Approved
OMB No. 0704-0188

Public reporting burden for the collection of information is estimated to average 1 hour per response, including the time for reviewing instructions, searching existing data sources, gathering and maintaining the data needed, and completing and reviewing the collection of information. Send comments regarding this burden estimate or any other aspect of this collection of information, including suggestions for reducing this burden, to Washington Headquarters Services, Directorate for Information Operations and Reports, 1215 Jefferson Davis Highway, Suite 1204, Arlington VA 22202-4302. Respondents should be aware that notwithstanding any other provision of law, no person shall be subject to a penalty for failing to comply with a collection of information if it does not display a currently valid OMB control number.

1. REPORT DATE NOV 2001		2. REPORT TYPE		3. DATES COVERED 00-00-2001 to 00-00-2001	
4. TITLE AND SUBTITLE Primary Frequency Standards at NIST				5a. CONTRACT NUMBER	
				5b. GRANT NUMBER	
				5c. PROGRAM ELEMENT NUMBER	
6. AUTHOR(S)				5d. PROJECT NUMBER	
				5e. TASK NUMBER	
				5f. WORK UNIT NUMBER	
7. PERFORMING ORGANIZATION NAME(S) AND ADDRESS(ES) National Institute of Standards and Technology, Time and Frequency Division, 325 Broadway, Boulder, CO, 80303				8. PERFORMING ORGANIZATION REPORT NUMBER	
9. SPONSORING/MONITORING AGENCY NAME(S) AND ADDRESS(ES)				10. SPONSOR/MONITOR'S ACRONYM(S)	
				11. SPONSOR/MONITOR'S REPORT NUMBER(S)	
12. DISTRIBUTION/AVAILABILITY STATEMENT Approved for public release; distribution unlimited					
13. SUPPLEMENTARY NOTES See also ADM001482. 33rd Annual Precise Time and Time Interval (PTTI) Systems and Applications Meeting, 27-29 Nov 2001, Long Beach, CA					
14. ABSTRACT NIST has a more than 50-year history of developing ever more accurate atomic frequency standards. For most of that time, the technology was based on thermal atomic beams of cesium atoms, and the accuracy improvement was approximately a factor of 10 every 7 years. To put this into some kind of perspective, both the period of this history and the rate of improvement are almost identical to the development of information-storage density in magnetic media. Now, however, with the advent of laser-cooling schemes and optical-frequency metrology, the rate of progress is dramatically increasing. This paper discusses briefly the last of the thermal-beam standards and our first laser-cooled, atomic-fountain standard. It then goes into some detail about the newly developed all-optical standards that use an optical-frequency transition in a single, laser-cooled, trapped mercury ion or in an ensemble of laser-cooled and trapped calcium atoms. Based largely on the increased operating frequency of the ?clock? transition, these new standards have the potential for several orders of magnitude improvement in stability and, in the case of the mercury standard, accuracy over today's standards operating in the microwave region.					
15. SUBJECT TERMS					
16. SECURITY CLASSIFICATION OF:			17. LIMITATION OF ABSTRACT	18. NUMBER OF PAGES	19a. NAME OF RESPONSIBLE PERSON
a. REPORT	b. ABSTRACT	c. THIS PAGE			
unclassified	unclassified	unclassified	Same as Report (SAR)	12	

Science has long understood that both accuracy and stability can, in many ways, be scaled as the frequency of the transition used for the standard. For this reason we have long sought ways to measure frequencies corresponding to the optical region of the spectrum. These frequencies, approximately 10^{15} Hz or some *five orders of magnitude higher* than the microwave frequencies used in current standards, offer the potential for improvements in both stability and accuracy that is vastly beyond anything that could ever be achieved through future improvements to current microwave standards. For this reason, NIST has for years had a program to investigate this potential and prepare for the day when optical frequencies could be measured directly. That day arrived with the recent advent of the mode-locked-laser, optical-comb generator [3-9].

Here, we report on work toward all-optical clocks based on a femtosecond laser that phase-coherently divides the frequency of the visible radiation from either a Hg^+ or a Ca optical-frequency standard down to a countable radio frequency. We have measured the absolute frequencies of these optical transitions in terms of the SI second as realized at NIST [2]. Indeed, for the Hg^+ standard, the uncertainty in the measurement is essentially limited by our best current realization of the SI second, $\sim 2 \times 10^{-15}$. Additionally, the comparison of atomic frequencies over time provides constraints on the possible time variation of fundamental constants. We now have measurements of the absolute Hg^+ frequency taken over a 6-month interval that differ by less than their statistical uncertainty and much less than their systematic uncertainty.

THE OPTICAL STANDARDS

The Hg^+ and Ca systems have recently been described elsewhere [10-14], so we summarize only their basic features. The mercury optical frequency standard is based on a single, laser-cooled $^{199}\text{Hg}^+$ ion that is stored in a cryogenic, radio-frequency, spherical Paul trap. The ion is laser-cooled and detected by driving the $^2S_{1/2} - ^2P_{1/2}$ cycling transition at 194 nm (Figure 1).

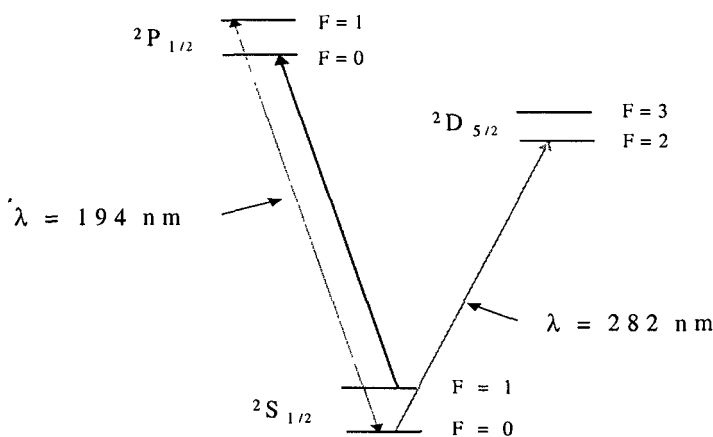


Figure 1. Partial level scheme for ^{199}Hg ion. The 194 nm radiation is used for Doppler cooling, state preparation, and detection. The 282 nm transition from the ground state $^2S_{1/2}$ ($F=0$, $M_F=0$) to the metastable $^2D_{5/2}$ ($F=2$, $M_F=0$) state is the “clock” transition.

The $^2S_{1/2}$ ($F=0$, $M_F=0$) - $^2D_{5/2}$ ($F=2$, $M_F=0$) electric-quadrupole transition at 282 nm provides the reference for the optical standard [10]. We lock the frequency-doubled output of a 563 nm dye laser with subhertz

linewidth [13] to the quadrupole resonance. Transitions to the metastable $^2D_{5/2}$ state are detected with near unit efficiency since the absorption of a single 282 nm photon suppresses the scattering of many 194 nm photons on the strongly allowed $^2S_{1/2} - ^2P_{1/2}$ transition [15,16]. Figure 2 shows an example of a normalized spectrum that was obtained from multiple, bidirectional scans through the resonance, where the probe time was 20 ms.

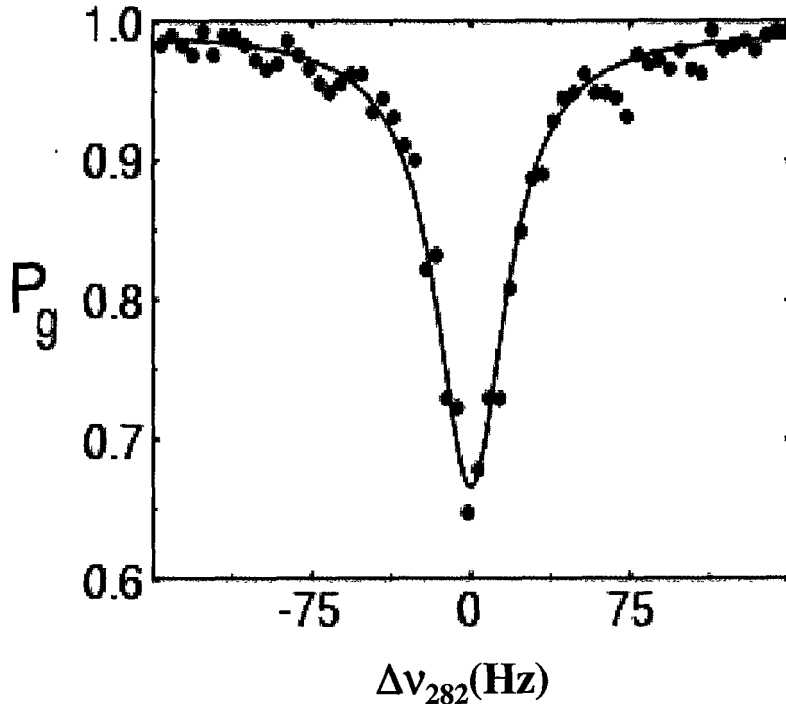


Figure 2. Typical spectrum of the 282 nm “clock” transition.

Most often, the frequency was locked to resonance with an interrogation period of 10 ms, which should produce a fractional frequency stability of about $1 \times 10^{-14} \tau^{-1/2}$ for an averaging time τ measured in seconds [17].

The calcium standard starts with a collection of $\sim 10^7$ laser-cooled ^{40}Ca atoms held in a magneto-optic trap. The 423 nm $^1S_0 - ^1P_1$ transition is used for trapping and Doppler-cooling the atoms to a residual temperature of ~ 2 mK. The $^1S_0 (M_J = 0) - ^3P_1 (M_J = 0)$ weakly allowed electric-dipole transition (400 Hz natural linewidth) at 657 nm is the “clock” transition for this frequency standard (Figure 3). We excite the transition with a four-pulse Bordé-Ramsey sequence (pulse duration = $1.5 \mu\text{s}$) with light from a continuous-wave (CW), frequency-stabilized diode laser. Using a shelving detection technique similar to that employed in the Hg^+ system, near-resonant 423 nm pulses ($5 \mu\text{s}$ duration) are used before and after the 657 nm excitation to determine the fraction of atoms transferred from the ground state. Figure 4 shows the Bordé-Ramsey fringes taken at a resolution of 960 Hz. This system has demonstrated a fractional frequency stability of $4 \times 10^{-15} \tau^{-1/2}$ when probing sub-kilohertz linewidths [11]. For the measurements presented here, the Ca spectrometer was operated with linewidths ranging from 0.96 to 11.55 kHz, which are integer submultiples of the recoil splitting.

THE OPTICAL COMB

The recent introduction of mode-locked lasers to optical-frequency metrology greatly simplifies the task of

optical-frequency measurements [3-9]. The spectrum emitted by a mode-locked laser consists of a comb of regularly spaced continuous waves that are separated by the pulse repetition rate f_r . The frequency of the n^{th} mode of the comb is given by $f_n = nf_r + f_o$ [18,19], where f_o is the frequency offset common to all modes. This offset is caused by the difference between the group and phase velocities inside the laser cavity.

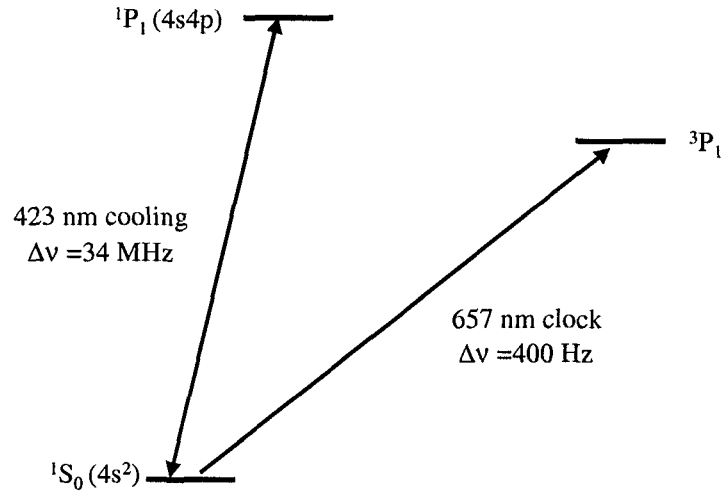


Figure 3. Simplified diagram of the relevant energy levels in the Ca standard.

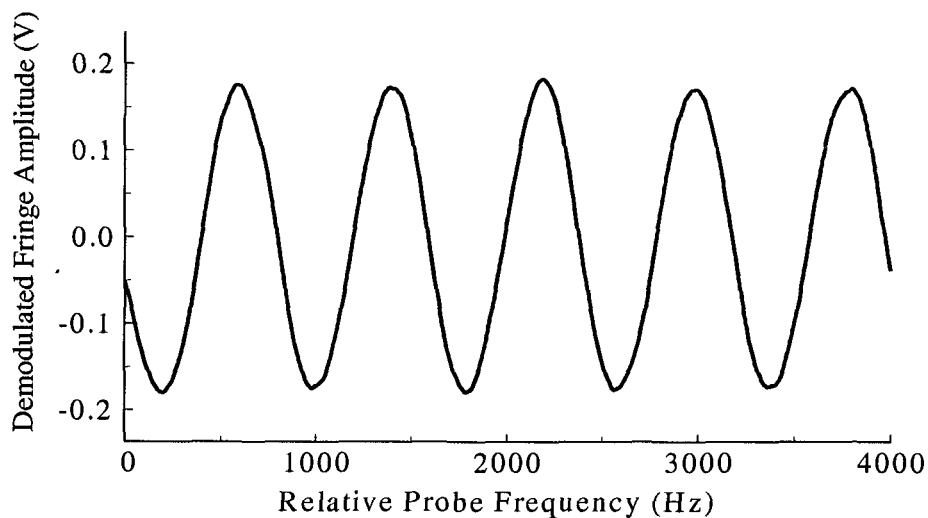


Figure 4. Optical Bordé-Ramsey fringes with a 960 Hz (FWHM) resolution. The total averaging time to generate the data for this figure was 60 s.

f_r can be measured by direct detection of the laser's output with a photodiode. f_o is measured by heterodyning the blue side of the comb, as shown in Figure 5. This self-referenced technique [7,8] requires that the optical comb span at least an octave in frequency space. While an octave-spanning comb can be produced directly from a mode-locked laser [20], launching the longer pulses from a commercially available femtosecond laser into an air-silica microstructure fiber [21,22] also produces a frequency comb that spans an octave. Nonlinear

processes in the fiber produce the additional equally spaced and phase-coherent modes to the transmitted light. It has been demonstrated that this process of spectral broadening preserves the uniformity of spacing and spectral fidelity of the comb to at least a few parts in 10^{16} [8].

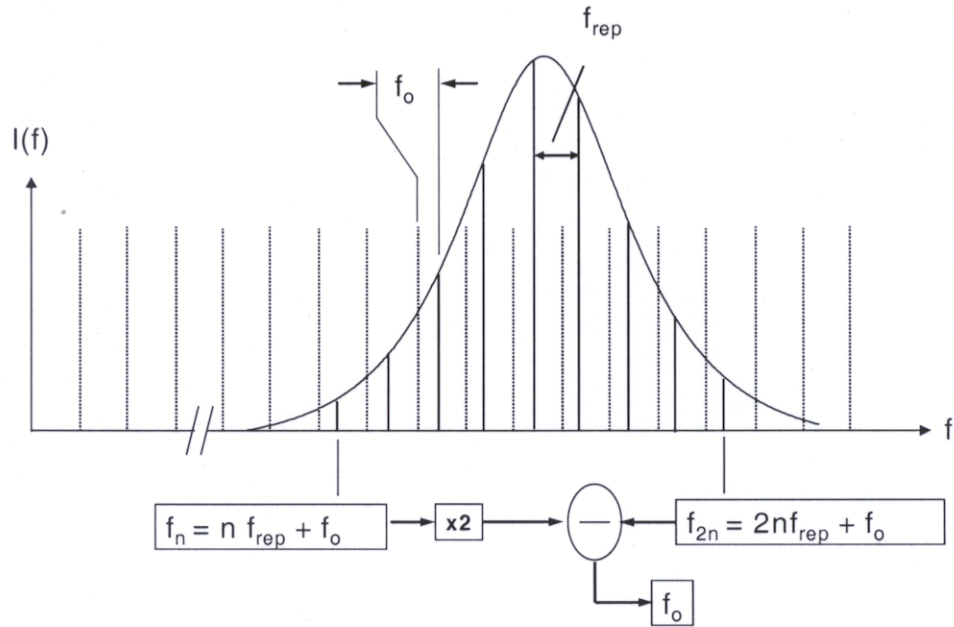


Figure 5. Schematic of the “self referencing” technique used to generate a signal at the offset frequency f_0 .

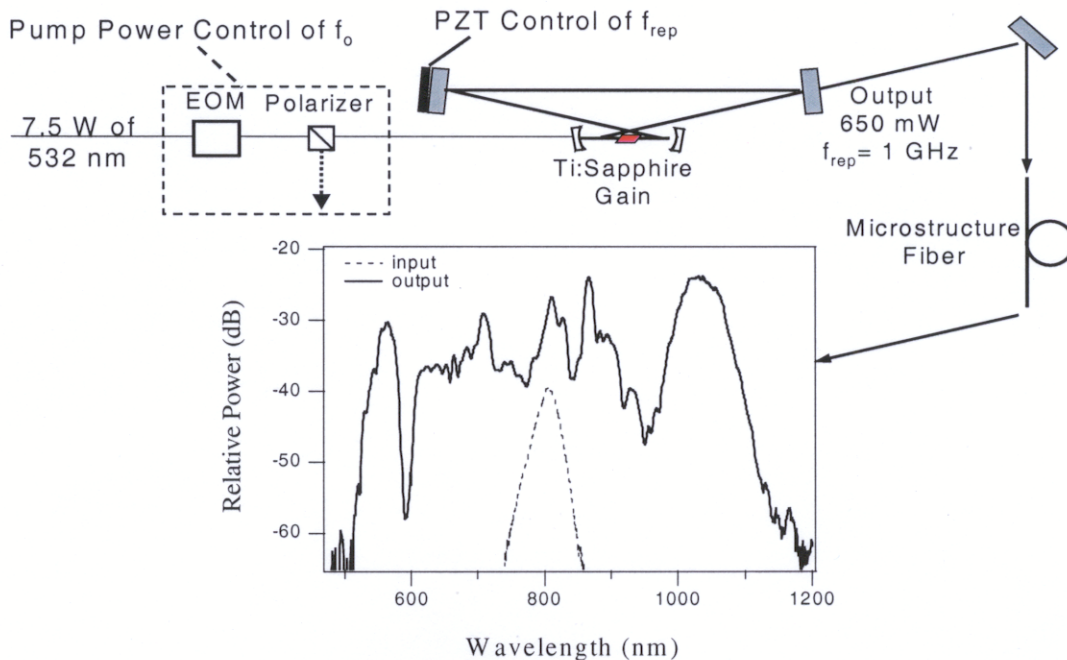


Figure 6. Schematic of Ti:sapphire, mode-locked laser coupled to the microstructure fiber showing the spectral broadening produced by the fiber.

We couple approximately 200 mW of average power from a femtosecond, Ti:sapphire ring laser ($f_r \approx 1$ GHz) through a 15 cm piece of microstructure fiber that has a $1.7 \mu\text{m}$ core and a group-velocity dispersion that vanishes near 770 nm [21] (Figure 6). This power density is sufficient to increase the spectral width of the laser from 13 THz to more than 300 THz, spanning from ~ 520 nm to ~ 1170 nm. Control of f_r is achieved with a piezo-transducer driving a cavity mirror, while f_0 is controlled by adjusting the 532 nm pump beam's intensity with an electro-optic modulator [8]. When both f_0 and f_r are phase-locked, the frequency of every mode in the comb is known with the same accuracy as that of the optical standard.

An example of an arrangement for an all-optical clock is shown in Figure 7 for the case of the Hg^+ standard. Some of the light from the optical comb is focused onto a fast photo-diode to generate f_r , the mode spacing of the comb and the main rf output of the clock. The CW light from the Hg^+ (563 nm) or Ca (657 nm) standard is transferred to the mode-locked laser system via single-mode optical fibers that are 130 m and 10 m long, respectively. Approximately 2 mW of CW light from the fiber is mode-matched with the appropriate spectral region of the frequency comb to generate a beat signal f_b with a nearby mode. A phase-locked loop is used to stabilize this beat signal in units of f_r . The self-referenced technique is then used to generate the offset frequency, f_0 , which is also controlled in units of f_r . In this way, the output frequency, f_r , is phase-related to the frequency of the optical standard by the relationship $f_r = f_{\text{Hg}} / (m + \alpha + \beta)$, where m is an integer and α and β are integer ratios.

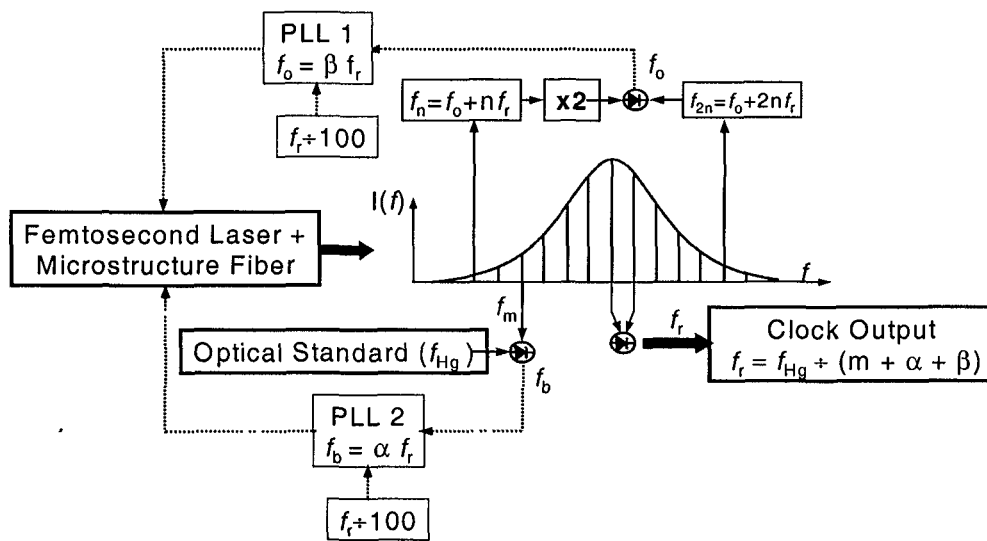


Figure 7. Schematic of an arrangement to use an optical frequency standard in conjunction with the optical comb generator to make an all-optical atomic clock.

RESULTS

Even at this early state of development, the results from our optical clocks are very exciting. Figure 8 shows the stability between our two optical standards related through an optical comb referenced to one of them. The short-term stability is characterized by a $\sigma_y(\tau) \approx 7 \times 10^{-15} \tau^{-1/2}$. These data begin to suggest the tremendous potential for stability available through this technology. The slight loss of stability around 30 s is the result of the fact that one of the optical fibers was not yet phase-corrected for the environment.

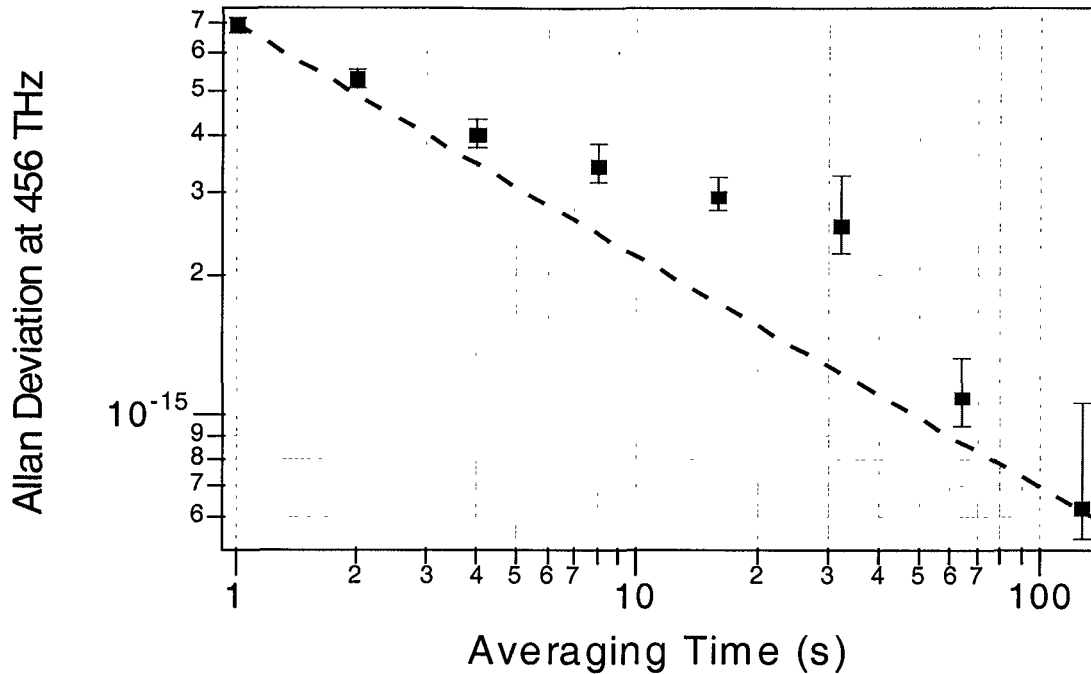


Figure 8. Stability of one of our optical standards measured against an optical comb that is referenced to the other optical standard.

Figure 9 summarizes the frequency measurements of Hg^+ between August 2000 and February 2001, while Figure 10 summarizes the Ca measurements made from 26 Oct. to 17 Nov. 2000. The frequency of the maser was calibrated by comparing to the local NIST time scale (five hydrogen masers and three commercial cesium clocks), which in turn was calibrated by the local cesium-fountain standard (NIST-F1 [2]). The fractional frequency uncertainty of the reference maser relative to the SI second was about 1.8×10^{-15} for these measurements.

The weighted mean of our measurements of the Hg^+ clock transition is $f_{\text{Hg}} = 1\,064\,721\,609\,899\,143$ Hz. The statistical uncertainty ($\approx 4 \times 10^{-15}$) of our limited-duration measurements is essentially the result of the reference-maser's short-term stability ($\sim 2 \times 10^{-13} \tau^{-1/2}$). Because we have not made a full experimental evaluation of the Hg^+ standard, we assign a very conservative value of 10 Hz for the total systematic uncertainty. The dominant contribution to the uncertainty of the S - D transition frequency is the electric-quadrupole shift of the $^2D_{5/2}$ state arising from coupling with possible static potentials of the trap. In our spherical Paul trap, where the confinement of the ion uses no applied static fields, the maximum quadrupole shift for an uncontrolled patch charge of 1 V would be less than 1 Hz (or fractional frequency shift $< 10^{-15}$) [23]. In principle, it is possible to eliminate the quadrupole shift by averaging the S - D transition frequencies for three mutually orthogonal orientations of quantizing magnetic field of constant magnitude. In the present experiment, we have measured the S - D frequency for various field values, but we have as yet made no attempt to eliminate the quadrupole shift by using three orthogonal fields of constant magnitude. No shift of the resonance frequency is observed within the precision of these measurements even under strongly varying

conditions of magnetic field. We anticipate that the uncertainties of all systematic shifts in the Hg^+ system can be reduced to values approaching 1×10^{-18} [10,23].

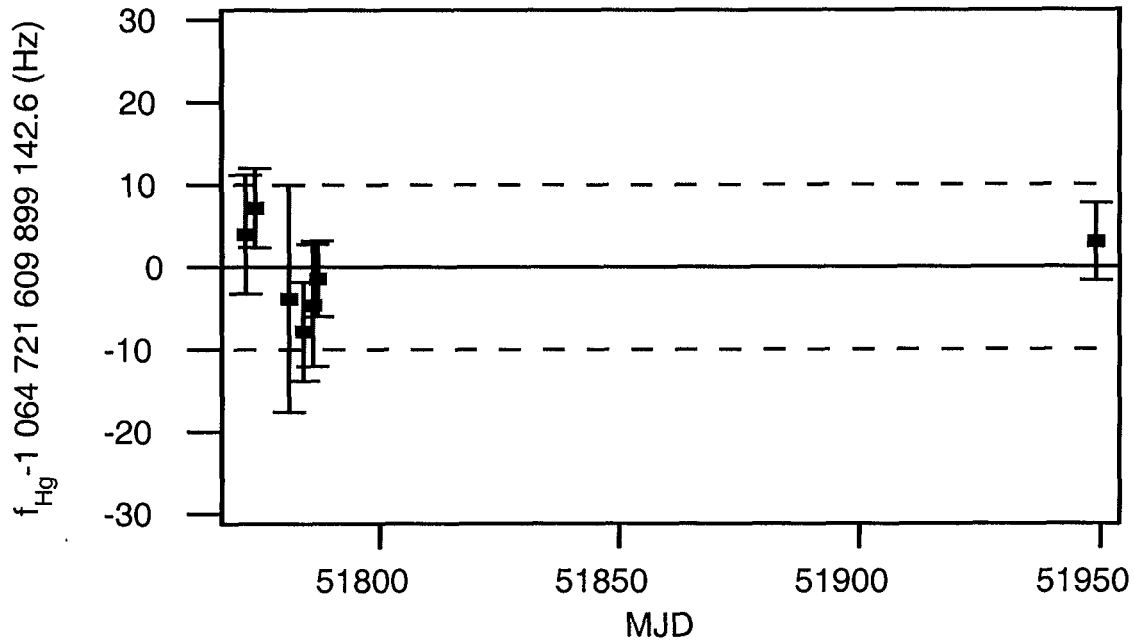


Figure 9. Absolute frequency measurements of our Hg^+ standard relative to the NIST realization of the SI second. The error bars represent the statistical uncertainty while the dotted lines at ± 10 Hz represent our estimate of systematic errors.

For the Ca data shown in Figure 10, a correction was applied to the data to account for frequency shift caused by residual phase chirping on the optical Ramsey pulses produced by amplitude modulating an acousto-optic modulator (AOM). The phase chirping produced resolution-dependent frequency shifts on the order of 100 Hz for fringes 11.5 kHz wide, but of only 10 Hz for fringes 0.96 kHz wide. On each day, the Ca frequency was measured for ~ 30 minutes at each of several fringe resolutions, and the zero-intercept of a linear fit to the data was used as the corrected frequency. On the last 3 days of measurements, we were able to reduce this shift by a factor of ~ 3 , with improvements to the RF pulses that drive the AOMs. The statistical uncertainty (typically 8 Hz) for each day's measurement was smaller than the uncontrolled systematic uncertainties in the Ca frequency. The largest systematic uncertainty stems from incomplete knowledge of the angular overlap of the counter-propagating beams in the Ca spectrometer, combined with transverse drift velocity of the cold Ca ensemble. This led to a residual first-order Doppler shift with magnitude < 15 Hz (except on 16 November, where a large drift velocity led to an uncertainty of ~ 52 Hz). Other significant uncertainties include our lack of knowledge or control of electronic offsets and baseline symmetries (< 12 Hz), wavefront curvature (< 10 Hz), and cold-atom collisional shifts (< 10 Hz). Taking all known systematic uncertainties in quadrature gives a confidence level of ~ 26 Hz for the measured mean values indicated by the dashed lines in Figure 10.

Figure 10 also shows the good agreement between our measurement and the most recent value measured with a harmonic-frequency chain [24], which provides a degree of confidence in the reproducibility of the Ca standards. It is also in reasonable agreement with the very recent measurements made by the PTB with a femtosecond comb [25]. An additional measure of the Ca frequency can be made by using the present absolute

measurement of Hg^+ and our earlier measurement of the 76 374 564 455 429(40) Hz gap between f_{Hg} and the Ca standard [26]. This yields a value of $f_{\text{Ca}} = 455\,986\,240\,494\,143(40)$ Hz, in good agreement with the value from the present direct measurement.

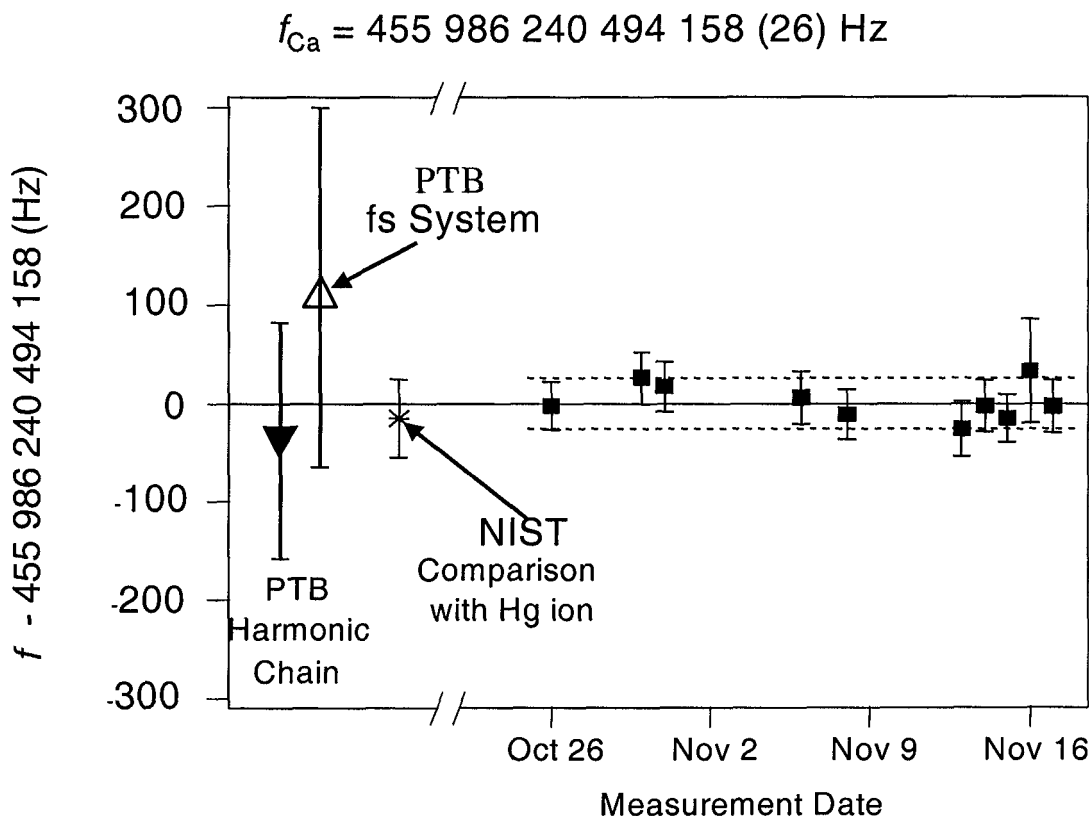


Figure 10. Absolute frequency measurements of our Ca optical standard.

Finally, these results also provide data on the relative time variability of atomic frequencies. S. Karshenboim has recently reviewed the implications of such comparisons and their contribution toward constraining the possible time variation of fundamental constants [27]. In this regard Hg^+ and Ca are two of the most interesting cases to study. Comparing our present measurement of f_{Ca} to measurements made by the PTB in 1997 [24] gives $|(\partial f_{\text{Ca}}/\partial t)/f_{\text{Ca}}| = 8 \times 10^{-14} \text{ yr}^{-1}$. Similarly, our measurements on f_{Hg} from August 2000 to February 2001 provides an initial baseline constraint on the time variation of $|(\partial f_{\text{Hg}}/\partial t)/f_{\text{Hg}}| \leq 2 \times 10^{-14} \text{ yr}^{-1}$. Here we use the defined unit of time based on the frequency of the Cs hyperfine interval and assume that any time dependence is slow and dominantly linear over the relevant time scale. We believe this represents the tightest laboratory test yet of the time variability of these disparate transitions.

ACKNOWLEDGMENTS

We acknowledge the support of the Office of Naval Research. This work was also supported through a Cooperative Research and Development Agreement with Timing Solutions Corp., Boulder, Colorado.

REFERENCES

- [1] J. H. Shirley, W. D. Lee, and R. E. Drullinger, 2001, “*The Accuracy Evaluation of NIST-7*,” to appear in **Metrologia** **38**; and W. D. Lee, J. H. Shirley, J. P. Lowe, and R. E. Drullinger, 1995, “*The Accuracy Evaluation of NIST-7*,” **IEEE Transactions on Instrumentation and Measurement**, **22**, 120-123.
- [2] D. M. Meekhof, S. R. Jefferts, M. Stepanovic, and T. E. Parker, 2001, “*Accuracy Evaluation of a Cesium Fountain Primary Frequency Standard at NIST*,” **IEEE Transactions on Instrumentation and Measurement**, **50**, 507-509; and S. R. Jefferts, D. M. Meekhof, J. Shirley, T. E. Parker, C. Nelson, F. Levi, G. Costanzo, A. DeMarchi, R. Drullinger L. Hollberg, W. D. Lee, and F. L. Walls, 2002, “*Accuracy Evaluation of NIST F-1*,” **Metrologia**, to be published.
- [3] T. Udem, J. Reichert, R. Holzwarth, and T. W. Hänsch, 1999, “*Absolute Optical Frequency Measurement of the Cesium D_1 Line with a Mode-Locked Laser*,” **Physical Review Letters**, **82**, 3568-3371.
- [4] J. Reicher, M. Niering, R. Holzwarth, M. Weitz, T. Udem, and T. W. Hänsch, 2000, “*Phase Coherent Vacuum-Ultraviolet to Radio Frequency Comparison with a Mode-Locked Laser*,” **Physical Review Letters**, **84**, 3232-3235.
- [5] M. Niering, R. Holzwarth, J. Reichert, P. Pokasov, T. Udem, M. Weitz, T. W. Hänsch, P. Lemonde, G. Santarelli, M. Abgrall, P. Laurent, C. Salomon, and A. Clairon, 2000, “*Measurement of the Hydrogen $1S-2S$ Transition Frequency by Phase Coherent Comparison with a Microwave Cesium Fountain Clock*,” **Physical Review Letters**, **84**, 5496-5499.
- [6] S. A. Diddams, D. J. Jones, J. Ye, S. T. Cundiff, and J. L. Hall, 2000, “*Direct Link between Microwave and Optical Frequencies with a 300 THz Femtosecond Laser Comb*,” **Physical Review Letters**, **84**, 5102-5105.
- [7] D. J. Jones, S. A. Diddams, J. K. Ranka, A. Stentz, R. S. Windeler, J. L. Hall, and S.T. Cundiff, 2000, “*Carrier-Envelope Phase Control of Femtosecond Mode-Locked Lasers and Direct Optical Frequency Synthesis*,” **Science**, **288**, 635-639.
- [8] R. Holzwarth, T. Udem, and T. W. Hänsch, 2000, “*Optical Frequency Synthesizer for Precision Spectroscopy*,” **Physical Review Letters**, **85**, 2264-2267.
- [9] S. A. Diddams, T. Udem, K. R. Vogel, C. W. Oates, E. A. Curtis, R. S. Windeler, A. Bartels, J. C. Bergquist, and L. Hollberg, 2001, “*Compact femtosecond-laser based optical clockwork*,” in Proceedings of the SPIE Conference on Laser Frequency Stabilization, Standards, Measurement, and Applications, 25-26 January 2001, San Jose, California, USA.
- [10] R. Rafac, B. C. Young, J. A. Beall, W. M. Itano, D. J. Wineland, and J. C. Bergquist, 2000, “*Sub-dekahertz Ultraviolet Spectroscopy of $^{199}\text{Hg}^+$* ,” **Physical Review Letters**, **85**, 2462-2465.
- [11] C. W. Oates, E. A. Curtis, and L. Hollberg, 2000, “*Improved short-term stability of optical frequency standards: approaching 1 Hz in 1 s with the Ca standard at 657 nm*,” **Optical Letters**, **25**, 1603-1605.
- [12] C.W.Oates, F. Bondu, R. W. Fox, and L. Hollberg, 1999, “*A Diode-Laser Optical Frequency Standard Based on Laser-Cooled Ca Atoms: Sub-kilohertz Spectroscopy by Optical Shelving*,” **European Journal of Physics**, **D7**, 449-460.

- [13] B. Young, F. C. Cruz, W. M. Itano, and J. C. Bergquist, 1999, “Visible lasers with Subhertz linewidths,” **Physical Review Letters**, **82**, 3799-3802.
- [14] J. C. Bergquist, R. J. Rafac, B. C. Young, J. A. Beall, W. M. Itano, and D. J. Wineland, 2001, “Sub-dekahertz spectroscopy of $^{199}\text{Hg}^+$,” in Proceedings of the SPIE Conference on Laser Frequency Stabilization, Standards, Measurement, and Applications, 25-26 January 2001, San Jose, California, USA, pp. 1-7.
- [15] H. Dehmelt, 1975, “Proposed $10^{14} \Delta\nu/\nu$ Laser Fluorescence Spectroscopy on Ti^+ – Mono-Ion Oscillator II,” **Bulletin of the American Physical Society**, **20**, 60.
- [16] J. C. Bergquist, W. M. Itano, and D. J. Wineland, 1987, “Recoilless Optical Absorption and Doppler Sidebands of a Single Trapped Ion,” **Physical Review**, **A36**, 428-430.
- [17] D. J. Wineland, J. C. Bergquist, W. M. Itano, F. Diedrich, and C. S. Weimer, 1989, “Frequency Standards in the Optical Spectrum,” in **The Hydrogen Atom**, edited by T. W. Hänsch (Springer, Berlin, Heidelberg), pp.123-133.
- [18] A. I. Ferguson, J. N. Echstein, and T. W. Hänsch, 1979, “Polarization Spectroscopy with Ultrashort Light Pulses,” **Applied Physics**, **18**, 257-260.
- [19] J. Reicher, R. Holzwarth, T. Udem, and T. W. Hänsch, 1999, “Measuring the frequency of light with mode-locked lasers,” **Optical Communications**, **172**, 59-68.
- [20] R. Ell, U. Morgnere, F. X. Kärtner, J. G. Fujimoto, E. P. Ippen, V. Scheuer, G. Angelow, T. Tschudi, M. J. Lederer, A. Boiko, and B. Luther-Davies, 2001, “Generation of 5-fs pulses and octave-spanning spectra directly from a Ti”sapphire laser,” **Optical Letters**, **26**, 373-375.
- [21] J. K. Rank, R. S. Windeler, and A. J. Stentz, 2000, “Visible continuum generation in air silica microstructure optical fibers with anomalous dispersion at 800nm,” **Optical Letters**, **25**, 25-27.
- [22] W. J. Wadsworth, J. C. Knight, A. Ortigosa-Blanch, J. Arriaga, E. Silvestre, and P. St. J. Russell, 2000, “Soliton effects in photonic crystal fibres at 850 nm,” **Electronics Letters**, **36**, 53-55.
- [23] W. M. Itano, 2001, “External-Field Shifts of the $^{199}\text{Hg}^+$ Optical Frequency Standard,” **Journal of Research at NIST**, **105**, 829-837.
- [24] F. Riehle, H. Schanatz, B. Lipphardt, G. Zinner, T. Trebst, T. Binnewies, G. Wilpers, and J. Helmcke, 1999, “The Optical Ca Frequency Standard,” in Proceedings of the European Frequency and Time Forum (EFTF) and the IEEE International Frequency Control Symposium, 13-16 April 1999, Besançon, France (IEEE Publication 99CH36313), pp. 700-705.
- [25] J. Stenger, T. Binnewies, G. Wilpers, F. Riehle, H. R. Telle, J. K. Ranka, R. S. Windeler, and A. J. Stentz, 2001, “Phase-coherent frequency measurement of the Ca intercombination line at 657 nm with a Kerr-lens mode-locked femtosecond laser,” **Physical Review**, **A63**, 021802(R).
- [26] K. R. Vogel, S. A. Diddams, C. W. Oates, E. A. Curtis, R. J. Rafac, W. M. Itano, J. C. Bergquist, R. W. Fox, W. D. Lee, J. S. Wells, and L. Hollberg, 2001, “Direct Comparison of Two Cold-Atom-Based

Optical Frequency Standards by Using a Femtosecond-Laser Comb,” **Optical Letters**, **26**, 102-104.

[27] S. G. Karshenboim, 2000, “*Some possibilities for laboratory searches for variations of fundamental constants,*” **Canadian Journal of Physics**, **78**, 639-678.