

712CD

75TH MORSS CD Cover Page

If you would like your presentation included in the 75th MORSS Final Report CD it must :

1. *Be unclassified, approved for public release, distribution unlimited, and is exempt from U.S. export licensing and other export approvals including the International Traffic in Arms Regulations (22CFR120 et seq.);*
2. *Include MORS Form 712CD as the first page of the presentation;*
3. *Have an approved MORS form 712 A/B and*
4. *Be turned into the MORS office no later than: **DEADLINE: 14 June 2007 (Late submissions will not be included.)***

Author Request (To be completed by applicant) - The following author(s) request authority to disclose the following presentation in the MORSS Final Report, for inclusion on the MORSS CD and/or posting on the MORSS web site.

Name of Principal Author and all other author(s): Maj Michael Artelli, Dr. Richard F. Deckro, Dr. Marcus B. Perry, and Col Daniel J. Zalewski, PhD

Principal Author's Organization and address:

AFT/ENS

2950 Hobson Way

WPAFB OH 45433

Phone: 937-293-3445

Fax:

Email: Michael.artelli@aft.edu

Please use the same title listed on the 75th MORSS Disclosure Form 712 A/B. If the title of the presentation has changed please list both.)

Original title on 712 A/B:
Public Resolve: The Casualty of the 'Long War'

If the title was revised please list the original title above and the revised title here:

PRESENTED IN:

WORKING GROUP: 8 and 32

COMPOSITE GROUP:

SPECIAL SESSION 1:

SPECIAL SESSION 2:

SPECIAL SESSION 3:

DEMONSTRATION:

POSTER:

TUTORIAL:

OTHER:

This presentation is believed to be: **Unclassified, approved for public release, distribution unlimited, and is exempt from U.S. export licensing and other export approvals including the International Traffic in Arms Regulations (22CFR120 et seq.)**

Report Documentation Page

*Form Approved
OMB No. 0704-0188*

Public reporting burden for the collection of information is estimated to average 1 hour per response, including the time for reviewing instructions, searching existing data sources, gathering and maintaining the data needed, and completing and reviewing the collection of information. Send comments regarding this burden estimate or any other aspect of this collection of information, including suggestions for reducing this burden, to Washington Headquarters Services, Directorate for Information Operations and Reports, 1215 Jefferson Davis Highway, Suite 1204, Arlington VA 22202-4302. Respondents should be aware that notwithstanding any other provision of law, no person shall be subject to a penalty for failing to comply with a collection of information if it does not display a currently valid OMB control number.

1. REPORT DATE 01 JUN 2007	2. REPORT TYPE N/A	3. DATES COVERED -	
4. TITLE AND SUBTITLE Public Resolve: The Casualty of the Long War		5a. CONTRACT NUMBER	
		5b. GRANT NUMBER	
		5c. PROGRAM ELEMENT NUMBER	
6. AUTHOR(S)		5d. PROJECT NUMBER	
		5e. TASK NUMBER	
		5f. WORK UNIT NUMBER	
7. PERFORMING ORGANIZATION NAME(S) AND ADDRESS(ES) AFIT/ENS 2950 Hobson Way WPAFB OH 45433		8. PERFORMING ORGANIZATION REPORT NUMBER	
9. SPONSORING/MONITORING AGENCY NAME(S) AND ADDRESS(ES)		10. SPONSOR/MONITOR'S ACRONYM(S)	
		11. SPONSOR/MONITOR'S REPORT NUMBER(S)	
12. DISTRIBUTION/AVAILABILITY STATEMENT Approved for public release, distribution unlimited			
13. SUPPLEMENTARY NOTES See also ADM202526. Military Operations Research Society Symposium (75th) Held in Annapolis, Maryland on June 12-14, 2007, The original document contains color images.			
14. ABSTRACT			
15. SUBJECT TERMS			
16. SECURITY CLASSIFICATION OF:			17. LIMITATION OF ABSTRACT UU
a. REPORT unclassified	b. ABSTRACT unclassified	c. THIS PAGE unclassified	
19a. NAME OF RESPONSIBLE PERSON			

Air Education and Training Command

Replenishing the Combat Capability of America's Air Force

Public Resolve: The Casualty of the 'Long War'



U.S. AIR FORCE

Maj Michael J. Artelli

Dr. Richard F. Deckro

Dr. Marcus B. Perry

Col Daniel J. Zalewski, PhD

Maj Sonia Leach, PhD

MORSS Presentation


June 2007

The views expressed in this presentation are those of the authors and do not reflect the official policy or position of the United States Air Force, Department of Defense, or the US Government

Integrity - Service - Excellence



Overview




- Problem Description
- Modeling Public Resolve
 - Simple Linear Regression
 - Mueller Model
 - Multiple Linear Regression
 - Generalized Linear Regression
 - Logistic Regression
- Implications and Future Research
- Conclusions

*There are two powers in the world, the sword and the spirit.
In the end the spirit will always conquer the sword. — Napoleon Bonaparte*



Problem Description

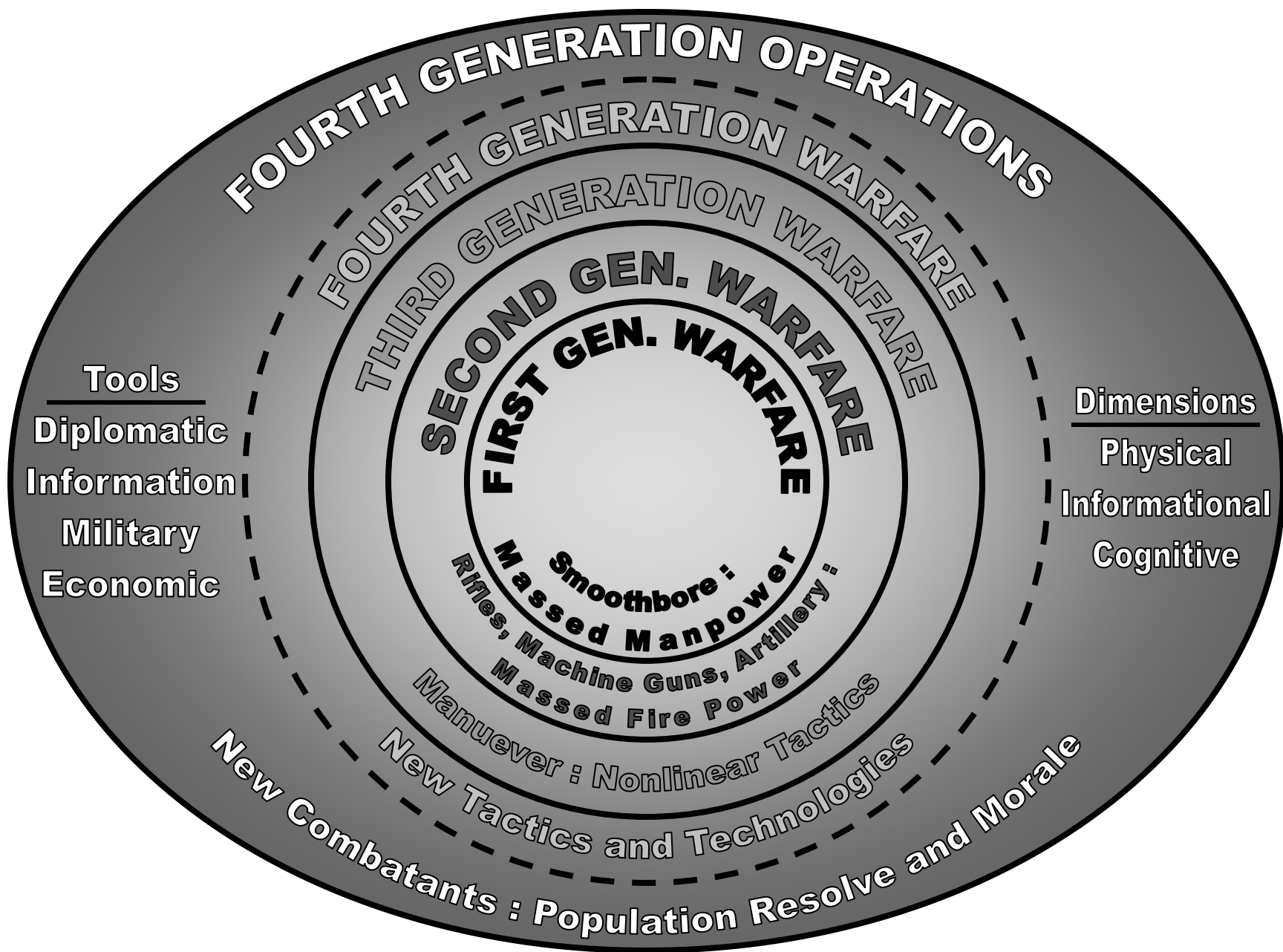


Shifts of emphasis from 2006 QDR

- From nation-state threats
 - to non-state enemies
- From war against nations
 - to war in countries we are not at war with
- From major conventional combat operations
 - to multiple irregular, asymmetric operations
- From static post-operations analysis
 - to dynamic diagnostics and real-time lessons learned
- From “one size fits all” deterrence
 - to tailored deterrence for rogue powers, terrorist networks
& near-peer competitors

2006 QDR: Pages vi & vii

*Baghdad is the center of gravity in Iraq, and the **American people are the center of gravity for our enemies.** And what the American people believe and the American people's ability to sustain -- **what they must sustain to defeat this enemy is what our enemies are trying to influence.** – Gen Peter Pace*





Fourth Generation Operations



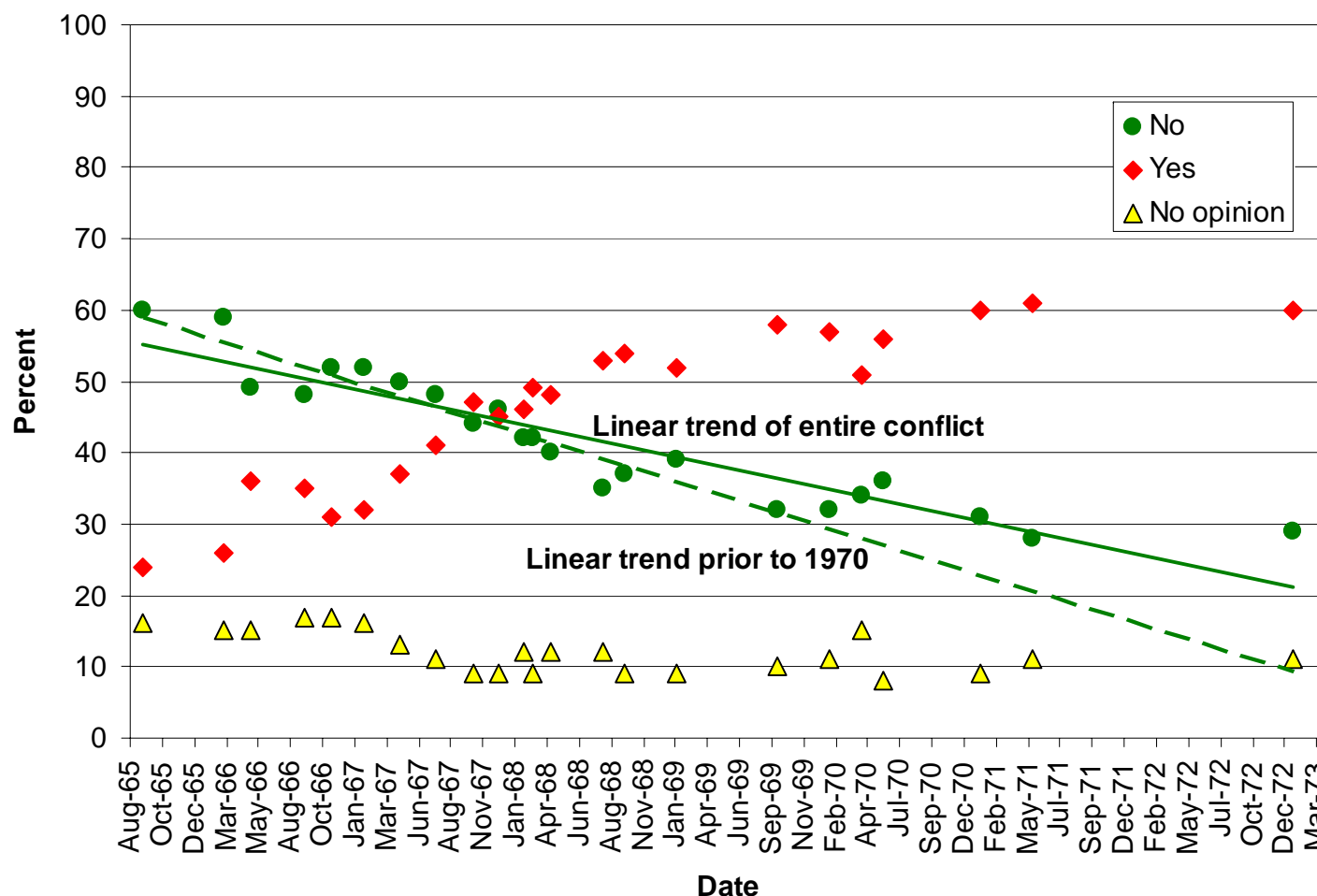

Combat which combines elements of guerrilla tactics, terrorism, irregular warfare, insurgency and traditional warfare to target the will and morale of the enemy's support structure to achieve political victory

- Information Warfare only a portion of Information Operations
- Requires all tools of COCOM
 - Diplomatic, Informational, Military, Economic
- Includes all dimensions of warfare
 - Physical, Informational, Cognitive
- Currently ongoing in Iraq, Afghanistan, and elsewhere in the world

Principles of 4GO
Objective
Offensive
Mass
Economy of Force
Maneuver
Unity of Command
Security
Surprise
Simplicity
Restraint
Perseverance
Legitimacy
Population Perception



Public Support of Troops in Vietnam




- Do you think the United States made a mistake in sending troops to Vietnam?
- Solid line is fit for entire war – Dotted line is fit for 1965-1969
- $R^2 = 0.889$: $F = 120.46 > F_{16, \alpha=0.05} = 4.49 \rightarrow$ Adequate model

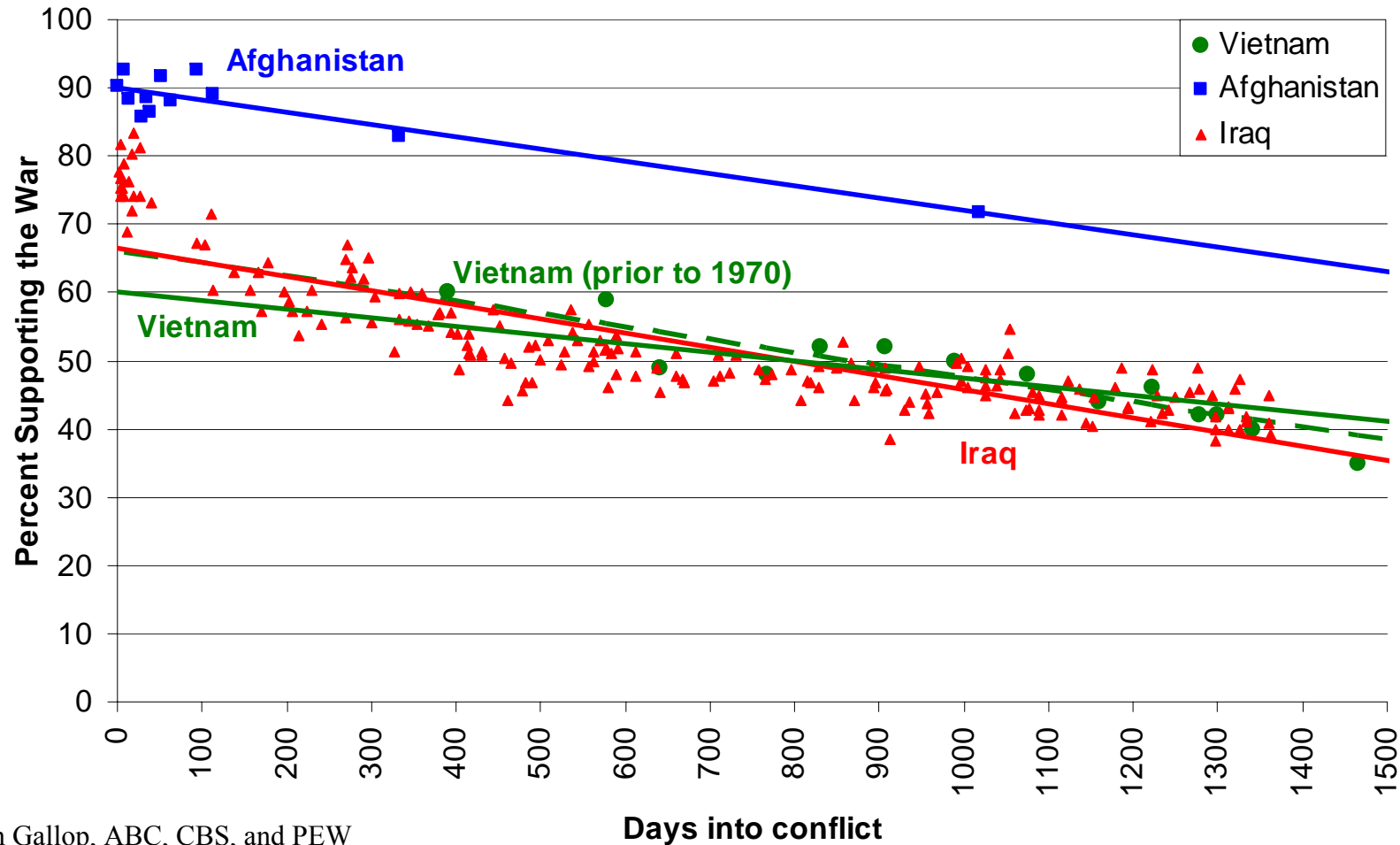
Data from Gallup Poll



Public Support of Troops in Combat



Support for the War




Data from Gallop, ABC, CBS, and PEW

Victory is the main object of war.

If this is long delayed, weapons are blunted and morale depressed – Sun Tzu



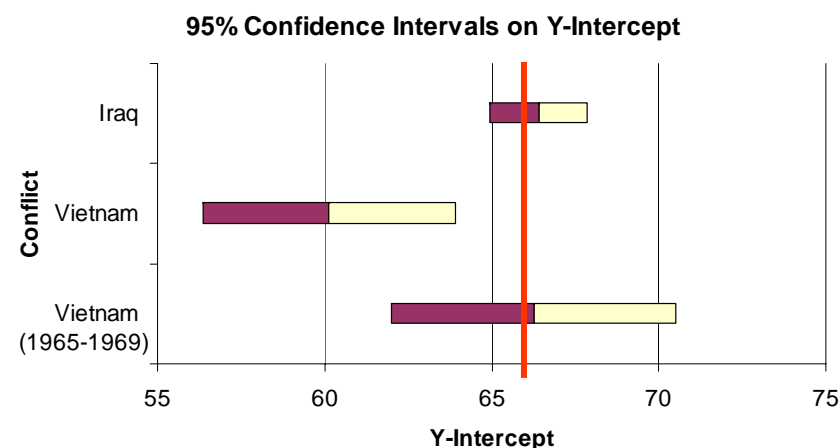
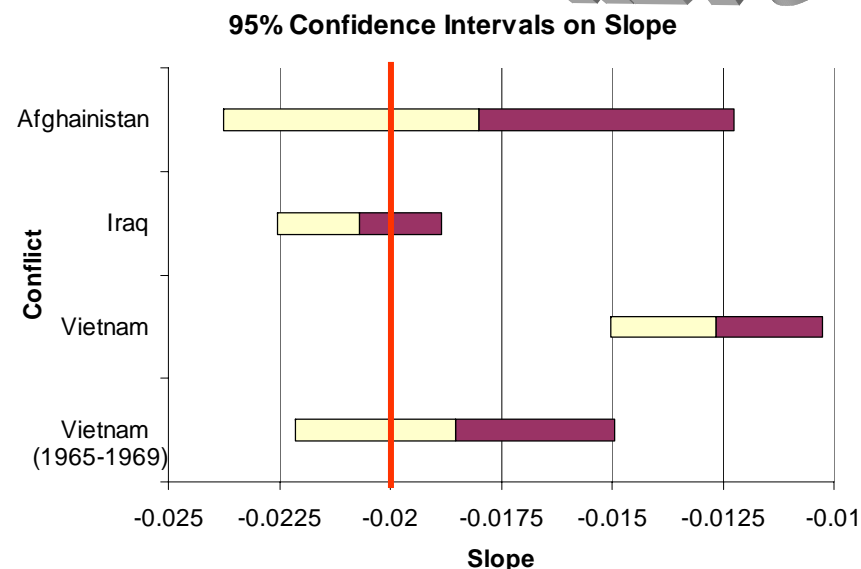
Summary of Time & Public Opinion



- Slope similar for Afghanistan, Iraq & Vietnam (1965-1969)
 - Public Support decreased 0.6% each month
- Vietnam (1965-1969) and Iraq have about the same initial support (y-intercept)
 - Same model of public support for Iraq & Vietnam for first 5 years of conflict

	Korea	Vietnam	Afghanistan	Iraq	Vietnam (1965-1969)
Y Intercept	48.55	60.12	90.04	66.40	66.26
Slope	-0.01086	-0.01265	-0.01801	-0.02070	-0.01853
R ²	0.146	0.853	0.830	0.720	0.889
Number of Data Points	11	23	12	191	17
t Test of slope	-1.24	-11.02	-6.98	-22.06	-10.98
t Statistic (α=0.05)	2.22 Fail to Reject	2.07 Reject	2.20 Reject	1.97 Reject	2.12 Reject


H₀ for t test was $\beta_{\text{slope}} = 0$



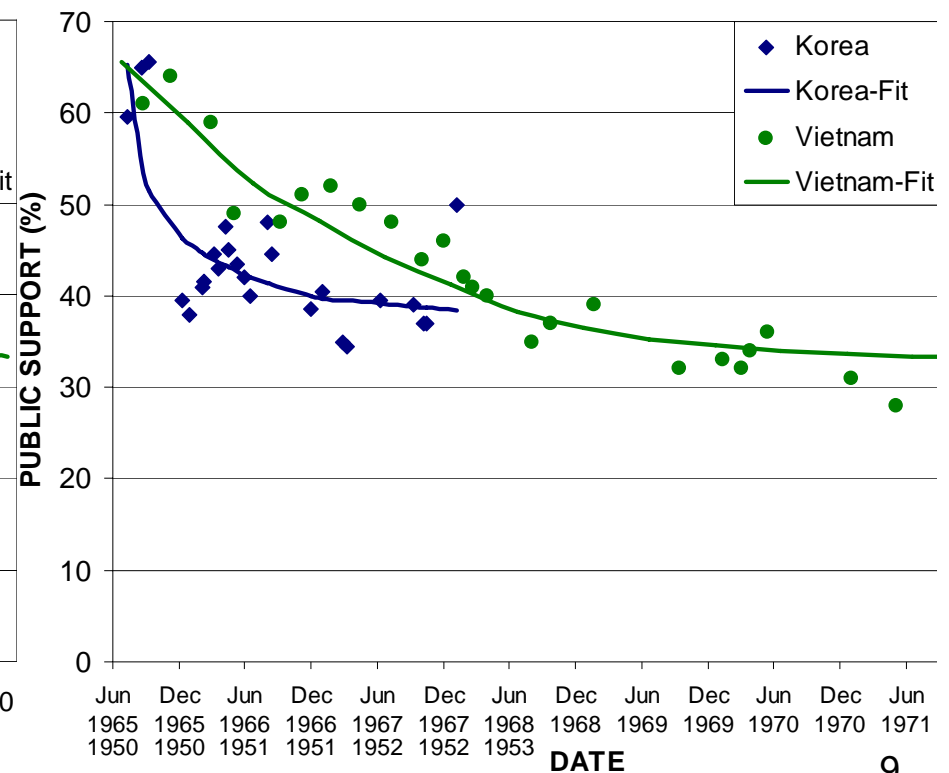
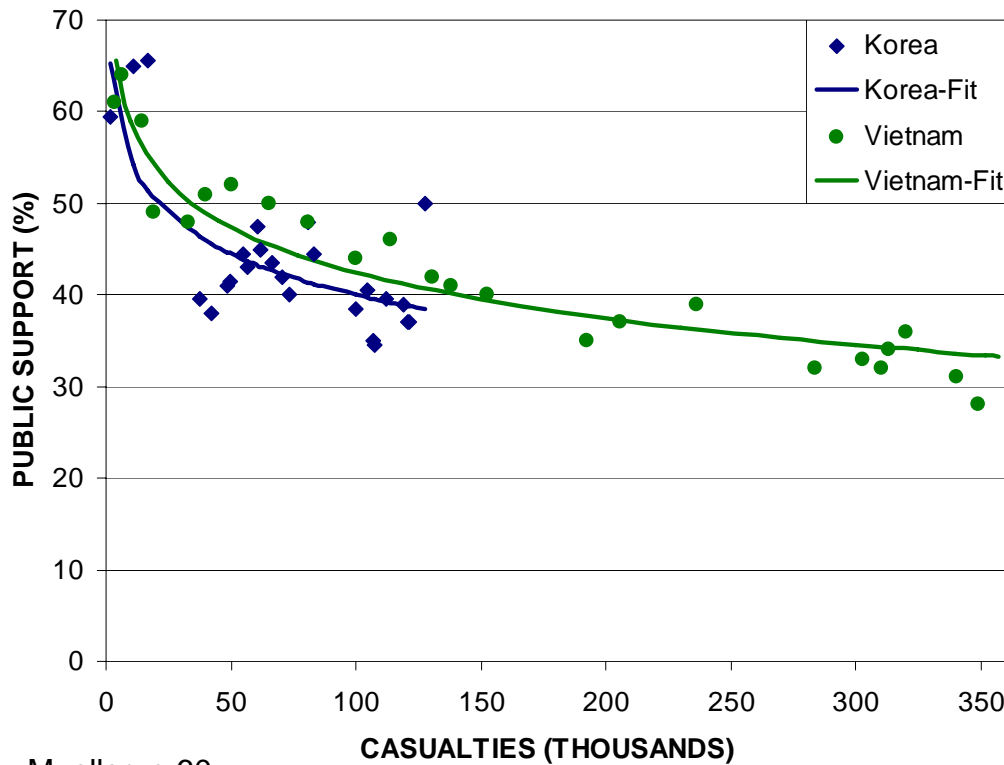
Model : $Public\ Support = 66 - 0.02 \cdot days\ into\ war$



Mueller Model




- John Muller: *War, Presidents and Public Opinion*, 1973
- Related casualties to public opinion for Korea and Vietnam
- “Every time American casualties increased by a factor of 10, support for the war was dropped by about 15 percentage points”

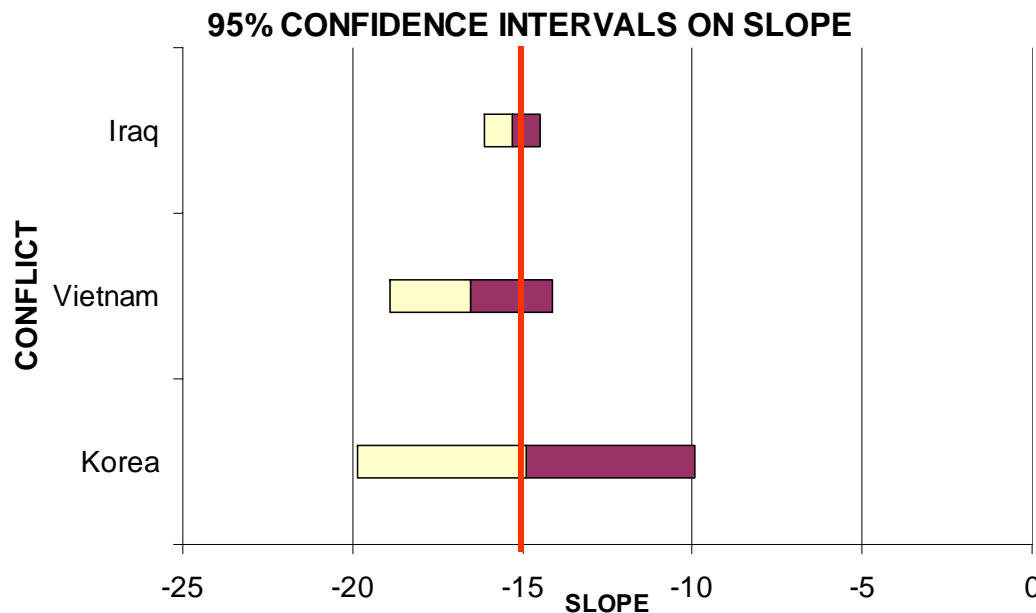




Mueller Model Comparison



- 15% decrease of public opinion still valid
- As casualties increase, time increases



	Korea	Vietnam	Iraq
<i>Y Intercept</i>	114.46	124.98	110.80
<i>Slope</i>	-14.89	-16.51	-15.29
<i>R²</i>	0.83	0.9	0.878
<i>Number of Data Points</i>	25	24	191
<i>t Test of Slope</i>	-5.35	-13.66	-22.06
<i>t Statistic (α=0.05)</i>	2.07 Reject	2.07 Reject	1.97 Reject


H_0 for t test was $\beta_{\text{slope}} = 0$

Model :

$$\text{Public Support} = 110 - 15 \cdot \log_{10}(\text{casualties})$$



Multiple Linear Regression




- Days into war and log of US casualties are significant
- Are other factors important?
 - # of US troops present (US)
 - # of daily attacks by insurgents (Attacks)
 - # of Iraqi Security Forces (ISF)
 - # of insurgents captured or killed (Insurgents)
 - # of foreign nationals taken prisoner
 - # of insurgents
 - % of foreign insurgents
 - # of British fatalities
 - # of Iraqi Civilians killed
 - # of Iraqi Military killed
- Model structure

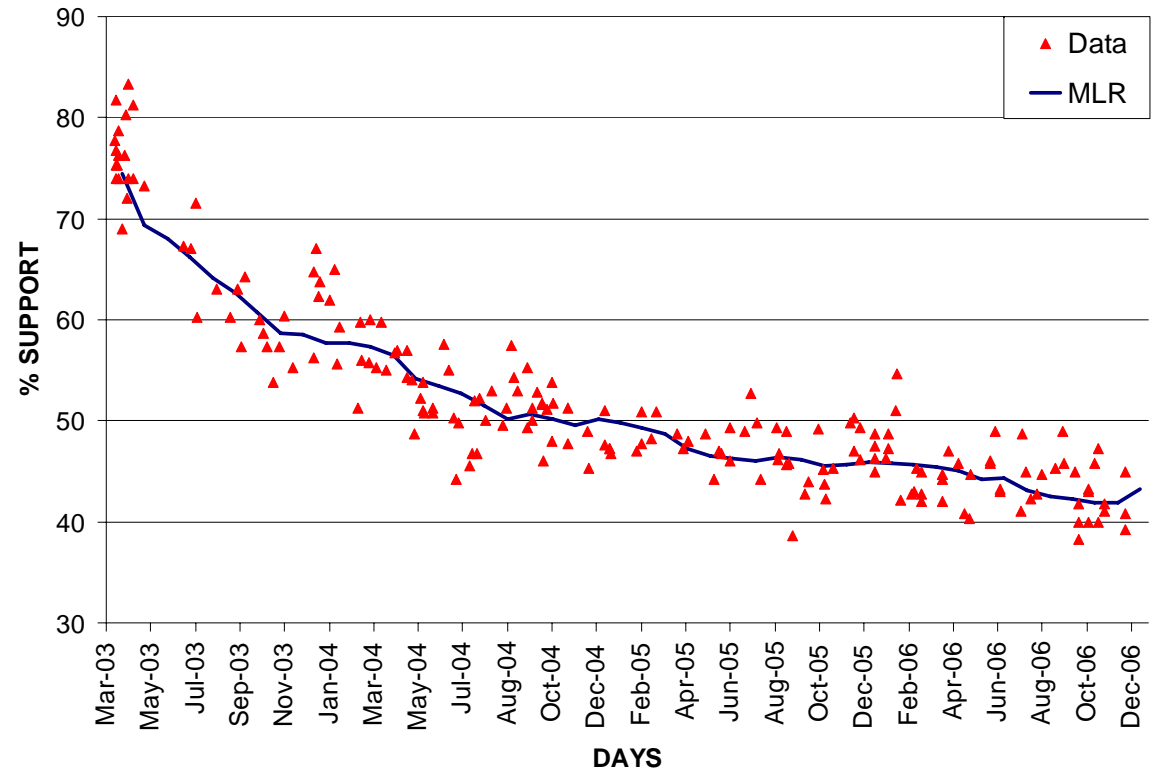
$$\begin{aligned} \text{Public Support} &= \mathbf{x}' \cdot \boldsymbol{\beta} = \beta_0 + \beta_1 \cdot x_1 + \dots + \beta_n \cdot x_n \\ &= \text{Intercept} + \text{coeff}_1 \cdot \text{factor}_1 + \dots + \text{coeff}_n \cdot \text{factor}_n \end{aligned}$$



MLR Results



- Significant factors
 - Days into war
 - Log (Casualties)
 - # of Daily Attacks
 - # of Insurgents Captured



	<i>Intercept</i>	<i>Days</i>	<i>Log (casualties)</i>	<i>Attacks</i>	<i>Insurgents</i>
<i>Coefficient</i>	97.1151	-0.0473	-9.1137	-0.0344	0.0007
<i>t test of β</i>	24.18	-3.46	-5.37	-2.59	3.50
<i>t Statistic = 1.97 (alpha=0.05)</i>	Reject	Reject	Reject	Reject	Reject

Model

$$\begin{aligned}
 \text{Public Support} = & 97.11 - 0.0473 \cdot \text{Days} \\
 & - 9.1137 \cdot \log_{10}(\text{casualties}) \\
 & - 0.0344 \cdot \text{Attacks} + 0.0007 \cdot \text{Insurgents}
 \end{aligned}$$

H_0 for t test was $\beta_{\text{slope}} = 0$

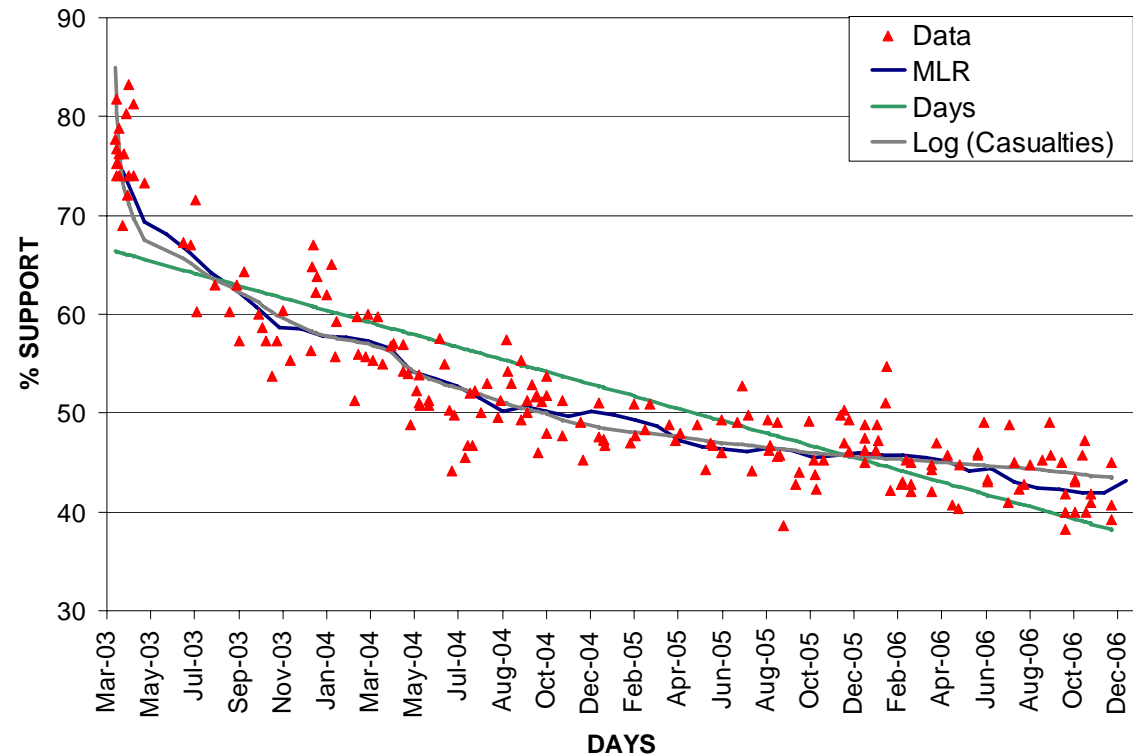


Linear Regression Models




- Linear fit based solely on days not a good fit
 - No support: ~ 8.5 years
 - R^2 (goodness-of-fit) of other models is better
- MLR and $\text{Log}_{(\text{cas})}$ models better represent the environment

	Iraq (Days)	Iraq ($\text{Log}_{(\text{Cas})}$)	Iraq (MLR)
R^2	0.720	0.878	0.888
Adjusted R^2	0.719	0.877	0.886
F Test	486.68	1358	369.89
F Statistic ($\alpha=0.05$)	3.89 Fail to reject	3.89 Fail to reject	2.42 Fail to reject






Generalized Linear Regression



- Unifies both linear and non-linear techniques
- No requirement of normality and constant variance
- Only requires data to in the exponential family
- Logistic Regression
 - Requires data to have binary $[0,1]$ response
 - Survey data is appropriate: binomial
 - Model structure: $E(y) = \frac{e^{x'\beta}}{1 + e^{x'\beta}} = \frac{1}{1 + e^{-x'\beta}}$



Logistic Regression Model



- Each factor has been shown to be significant
 - χ indicates goodness of fit (higher \rightarrow better)

	<i>Intercept</i>	<i>Days</i>	<i>Log (casualties)</i>	<i>Attacks</i>	<i>ISF</i>	<i>Insurgents</i>
<i>Coefficient</i>	2.44	-0.00092	-0.561	-0.00129	-5.47E-07	1.65E-05
<i>Std Error</i>	0.10	0.00030	0.039	0.00025	2.26E-07	3.97E-06
<i>χ Square</i>	659.3	9.4	212.7	26.1	5.8	17.2
<i>95% Lower CI</i>	2.25	-0.0015	-0.64	-0.0018	-9.90E-07	8.68E-06
<i>95% Upper CI</i>	2.63	-0.00033	-0.48	-0.0008	-1.04E-07	2.42E-05

- Deviance used to show goodness of fit
 - Difference between log-likelihood of fitted & saturated model
 - $Dev = 803 : \chi_{\alpha=0.05, 185} = 225$
 - Model not adequate

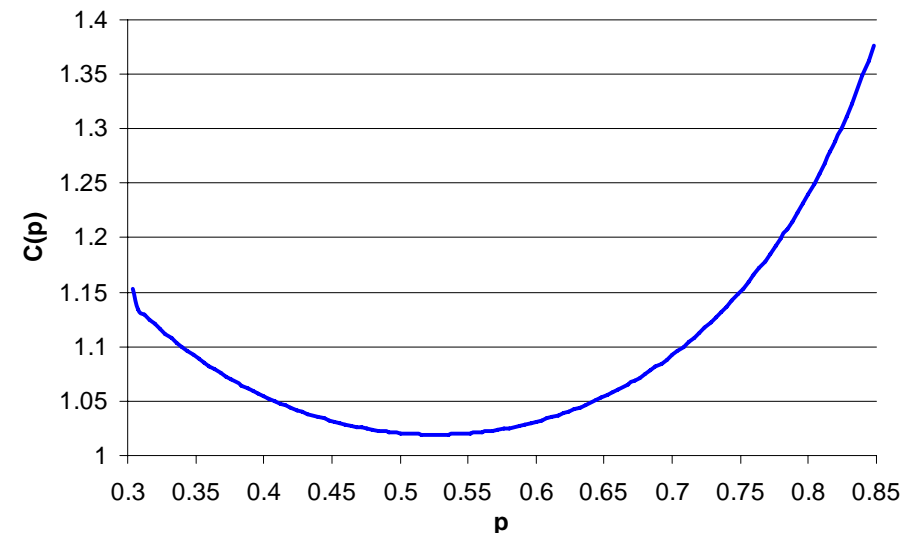
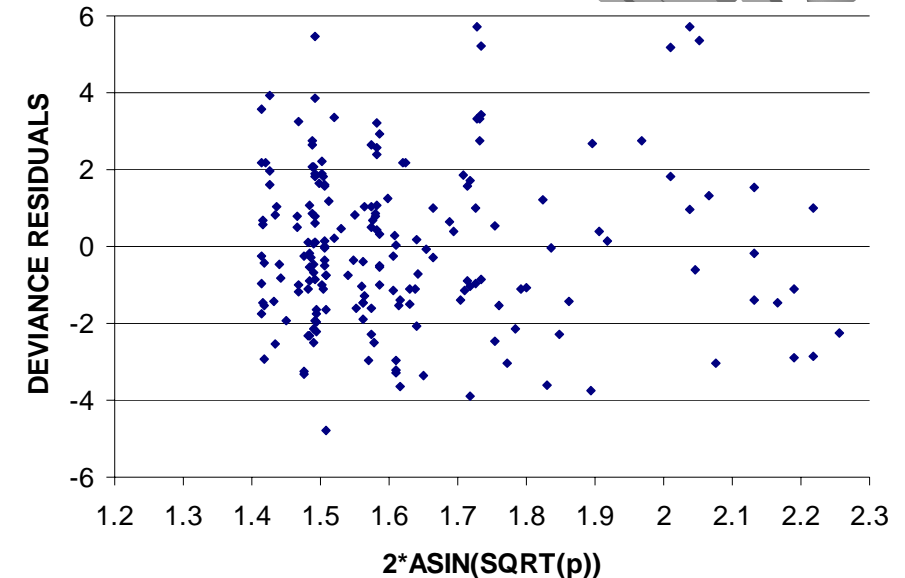


Model Adequacy



- Two reasons for high deviance *
 - Incorrect factors
 - Overdispersion
- Transformed factors
 - Squared, log, exponential, & searched for other factors
- Reviewed residuals
- Convexity test for overdispersion^
 - Observed variance is greater than expected variance of factors
 - Plot is convex: overdispersion

$$C(p) = n^{-1} \sum_{i=1}^n \left(\frac{p}{\hat{p}_i} \right)^{y_i} \left(\frac{1-p}{1-\hat{p}_i} \right)^{m_i - y_i}$$




*D. Collett, *Modelling Binary Data*, page 194-5

^D. Lambert & K Roeder, "Overdispersion Diagnostics for Generalized Linear Models", *Journal of the ASA*, p 1225-1236

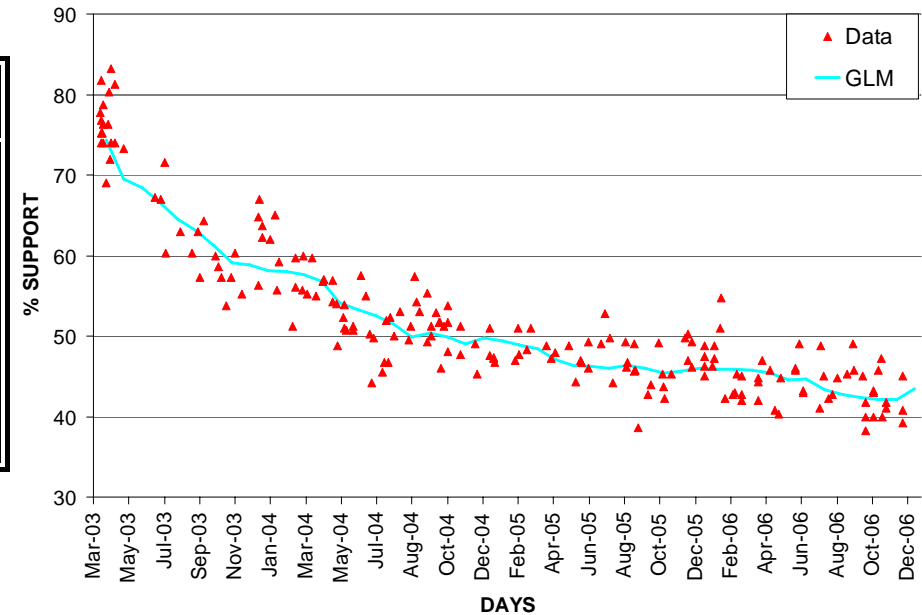


Logistic Regression Results



- Used Williams method for fitting overdispersed binomials
 - Model is overdispersed (dispersion factor $\Phi = 0.003627$)


	<i>Intercept</i>	<i>Days</i>	<i>Log (casualties)</i>	<i>Attacks</i>	<i>Insurgents</i>
<i>Coefficient</i>	2.26	-0.00160	-0.486	-0.00151	2.41E-05
<i>Std Error</i>	0.19	0.00059	0.076	0.00054	8.14E-06
<i>χ Square</i>	155.5	7.4	41.5	7.8	8.8
<i>95% Lower CI</i>	1.9	-0.0027	-0.63	-0.0026	8.2E-06
<i>95% Upper CI</i>	2.62	-0.00045	-0.34	-0.0005	0.4E-06



$$\text{Model Public Support} = \left(1 + \frac{e^{0.486 \text{Log}(\text{cas})} e^{0.0016 \text{Days}} e^{0.00151 \text{Attacks}}}{e^{2.26} e^{2.41E-05 \text{Insurgents}}} \right)^{-1}$$




Still Valid After the Surge?



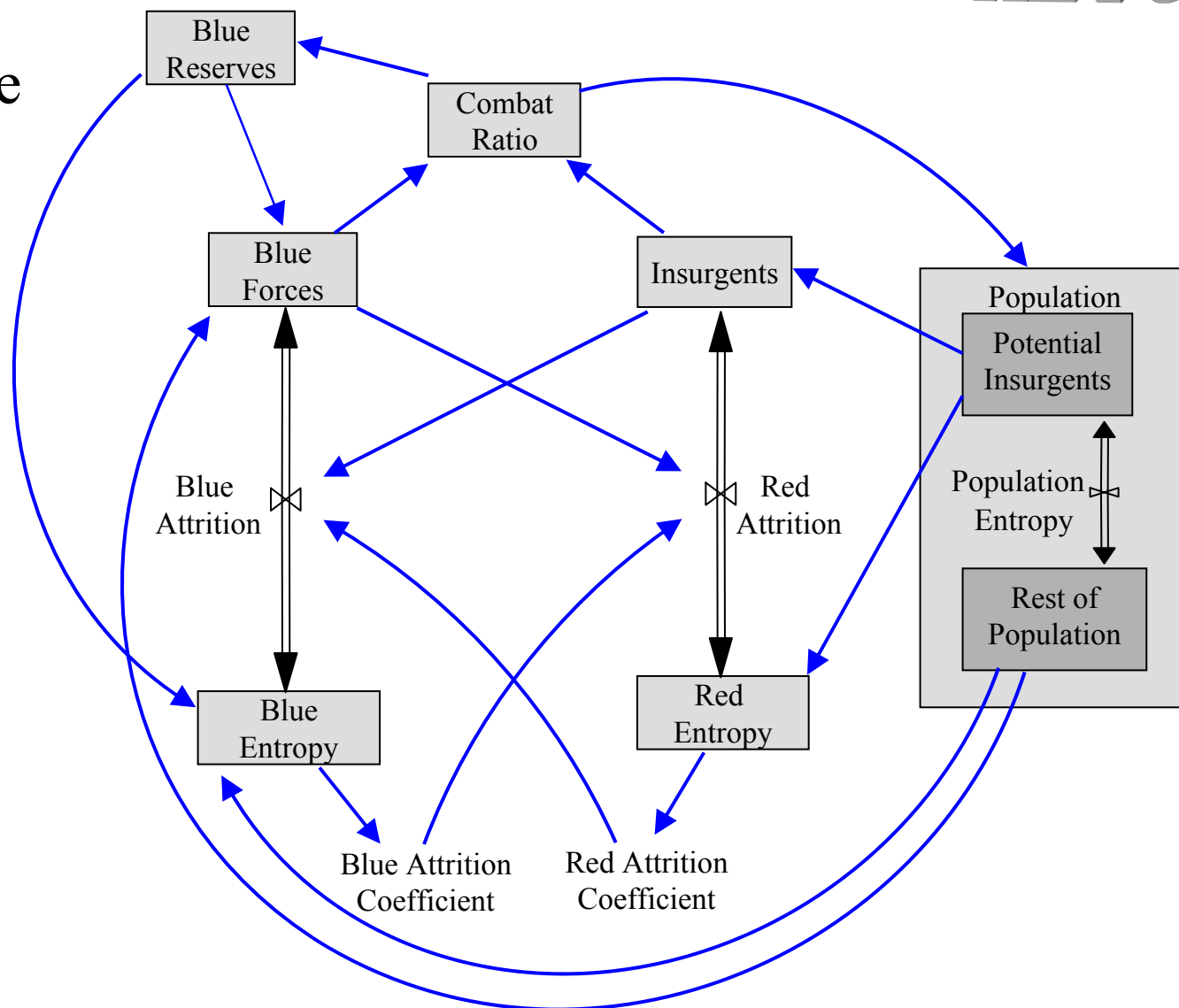
- March 25th: 43% Support (Gallop)
- April 12th: 44% Support (CBS)
- April 15th: 41% Support (Gallop)
 - Average: 42.6%
- Model reports (Mid-April)
 - MLR: 42.5%
 - GLM: 42.8%



Model of Combat and Public Resolve

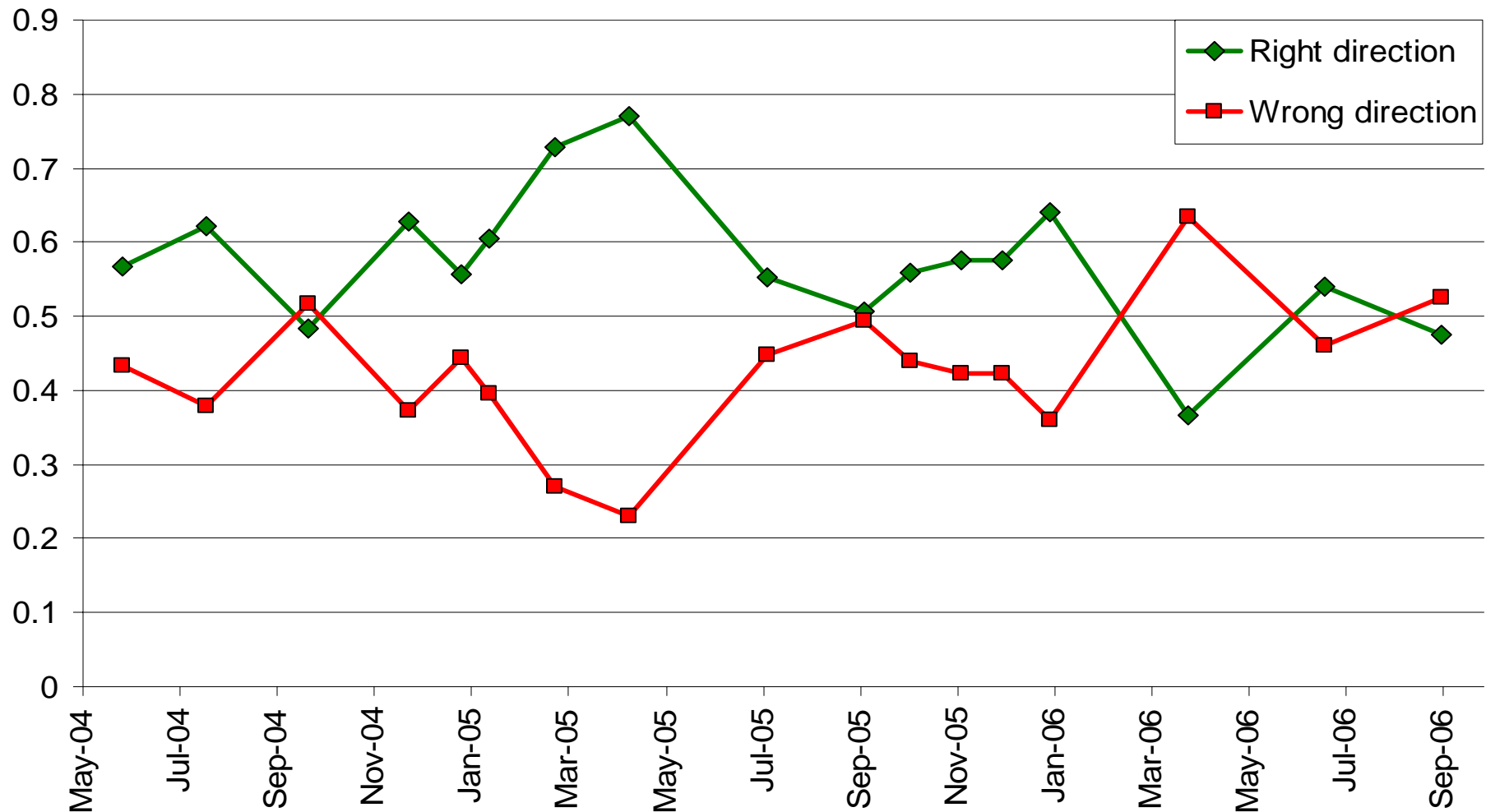



- Connects Blue Attrition to Blue Entropy
- Potentially represents population entropy





Iraqi Public Opinion Survey




- Do you feel that Iraq is generally heading in the right direction or the wrong direction?
- Survey of Iraqi Public Opinion (World Public Opinion.ORG)

Percents based on responds with an opinion




Conclusions



- Model of Iraq and first 5 years of Vietnam are about the same
- As casualties increase by an order of magnitude; the public support drops by 15% (Korea, Vietnam, Iraq)
- Constructed theoretical modeling framework of public resolve
 - Founded on empirical evidence of four key factors
 - Log_{10} of Casualties
 - Days into war
 - Number of daily attacks by insurgents
 - Number of insurgents (captured / killed): only positive
- Provides a capability to evaluate impacts of conflict on public resolve
- Future research will connect public opinion to combat effects




Back-up



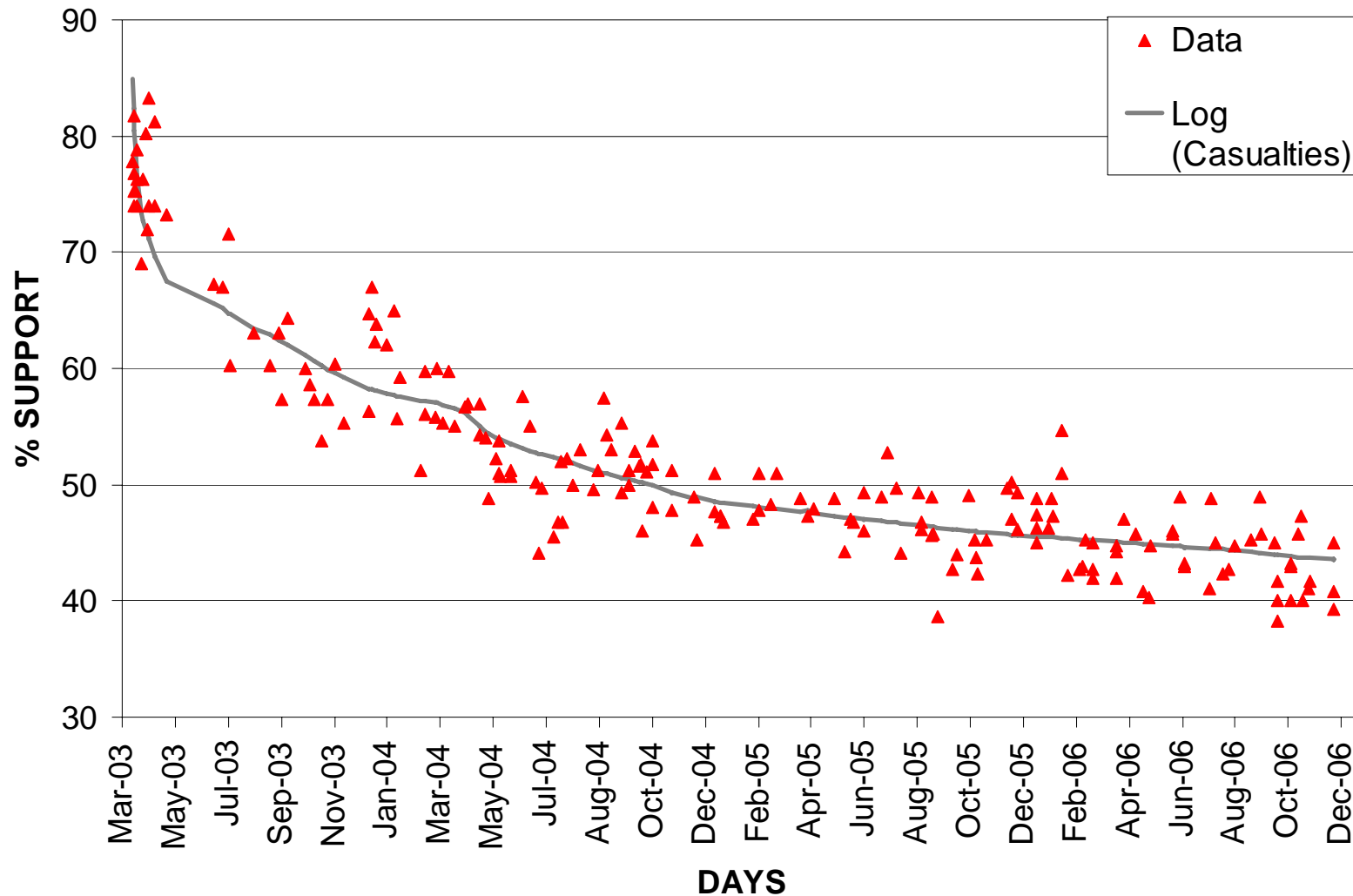
Questions?



Mueller Model with Iraq Data




- Still valid for Iraq





Williams Procedure



1) Let overdispersion factor $\phi = 0$ and all weights $w_i = 1$, evaluate the Pearson deviance (χ^2)

of the saturated model, where *Pearson Deviance* = $\chi^2 = \sum_{i=1}^n \frac{w_i (y_i - n_i \hat{p}_i)^2}{n_i \hat{p}_i (1 - \hat{p}_i)}$.

2) Compare χ^2 with $\chi^2_{(n-p)}$. If χ^2 is unacceptably large, conclude $\phi > 0$ and estimate

$$\hat{\phi} = X^2 - \frac{\sum_{i=1}^n w_i (1 - w_i v_i d_i)}{\sum_{i=1}^n w_i (n_i - 1) (1 - w_i v_i d_i)}, \text{ where } v_i = n_i p_i (1 - p_i) \text{ and } d_i \text{ is the } i^{\text{th}} \text{ diagonal}$$


element of the variance-covariance matrix.

3) Let the new weights be, $w_i = (1 + (n_i - 1) \hat{\phi})^{-1}$ and estimate β and recalculate χ^2 .

4) If χ^2 is close to the degrees of freedom ($n - p$) quit, else recalculate $\hat{\phi}$ and return to step 3.



What was the question?



- Public support based on polls from ABC, CBS, PEW & Gallop
- Investigated both support (those in favor) and opposed
- **ABC asked:** “All in all, considering the costs to the United States versus the benefits to the United States, do you think the war with Iraq was worth fighting, or not?”
- **CBS asked:** “Looking back, do you think the United States did the right thing in taking military action against Iraq, or should the U.S. have stayed out?”
- **PEW asked:** “Do you think the U.S. made the right decision or the wrong decision in using military force against Iraq?”
- **Gallop asked:** “In view of the developments since we first sent our troops to Iraq, do you think the United States made a mistake in sending troops to Iraq, or not?”
- This is used by each organization to gauge if the population supports the war