

75th MORSS 712CD Cover Page

12-14 June 2007, at US Naval Academy, Annapolis, MD

If you would like your presentation included in the 75th MORSS Final Report CD it must:

1. Be unclassified, approved for public release, distribution unlimited, and is exempt from US export licensing and other export approvals including the International Traffic in Arms Regulations (22CFR120 et.seq.),
2. include MORSS Form 712CD as the first page of the presentation and
3. a MORSS form 712 A or B must be in the MORSS Office no later than **14 June 2007**.

Author Request (To be completed by applicant) - The following author(s) request authority to disclose the following presentation in the MORSS Final Report, for inclusion on the MORSS CD and/or posting on the MORSS web site.

Name of Principal Author and all other author(s): _____ Lana McGlynn, Tom Hurt _____

Principal Author's Organization and address: _____ RDECOM, SOSI, MATREX (Contractor – McGlynn Consulting Group) 6000 6th St, _____
Suite 100, Fort Belvoir, VA 22060 _____ Phone: __703-806-0995 _____ Email: __lana.mcglynn@comcast.net _____

Original title on 712 A/B: _____ **MATREX Leads the Way in Implementing New DoD V&V Documentation Standards** _____

(Please use the same title listed on MORSS Form 712 A/B. If the title was changed please list the revised title below.) Revised title: _____

Presented in: WG(s) # __29, 31 _____, CG _____, Special Session _____,
Demonstration, _____, Tutorial, _____ or Focus Session # _____

The following presentation is believed to be: unclassified, approved for public release, distribution unlimited, and is exempt from US export licensing and other export approvals including the International Traffic in Arms Regulations (22CFR120 et.seq.)

Report Documentation Page

*Form Approved
OMB No. 0704-0188*

Public reporting burden for the collection of information is estimated to average 1 hour per response, including the time for reviewing instructions, searching existing data sources, gathering and maintaining the data needed, and completing and reviewing the collection of information. Send comments regarding this burden estimate or any other aspect of this collection of information, including suggestions for reducing this burden, to Washington Headquarters Services, Directorate for Information Operations and Reports, 1215 Jefferson Davis Highway, Suite 1204, Arlington VA 22202-4302. Respondents should be aware that notwithstanding any other provision of law, no person shall be subject to a penalty for failing to comply with a collection of information if it does not display a currently valid OMB control number.

1. REPORT DATE 01 JUN 2007	2. REPORT TYPE N/A	3. DATES COVERED -	
4. TITLE AND SUBTITLE MATREX Leads the Way in Implementing New DOD VV&A Documentation Standards		5a. CONTRACT NUMBER	
		5b. GRANT NUMBER	
		5c. PROGRAM ELEMENT NUMBER	
6. AUTHOR(S)		5d. PROJECT NUMBER	
		5e. TASK NUMBER	
		5f. WORK UNIT NUMBER	
7. PERFORMING ORGANIZATION NAME(S) AND ADDRESS(ES) RDECOM, SOSI, MATREX (Attn: AMSRD-SS-M) 6000 6th St, Suite 100, Fort Belvoir, VA 22060		8. PERFORMING ORGANIZATION REPORT NUMBER	
9. SPONSORING/MONITORING AGENCY NAME(S) AND ADDRESS(ES)		10. SPONSOR/MONITOR'S ACRONYM(S)	
		11. SPONSOR/MONITOR'S REPORT NUMBER(S)	
12. DISTRIBUTION/AVAILABILITY STATEMENT Approved for public release, distribution unlimited			
13. SUPPLEMENTARY NOTES See also ADM202526. Military Operations Research Society Symposium (75th) Held in Annapolis, Maryland on June 12-14, 2007, The original document contains color images.			
14. ABSTRACT			
15. SUBJECT TERMS			
16. SECURITY CLASSIFICATION OF:			17. LIMITATION OF ABSTRACT
a. REPORT unclassified	b. ABSTRACT unclassified	c. THIS PAGE unclassified	UU
			18. NUMBER OF PAGES 14
			19a. NAME OF RESPONSIBLE PERSON



U.S. Army Research, Development and Engineering Command



TECHNOLOGY DRIVEN. WARFIGHTER FOCUSED.

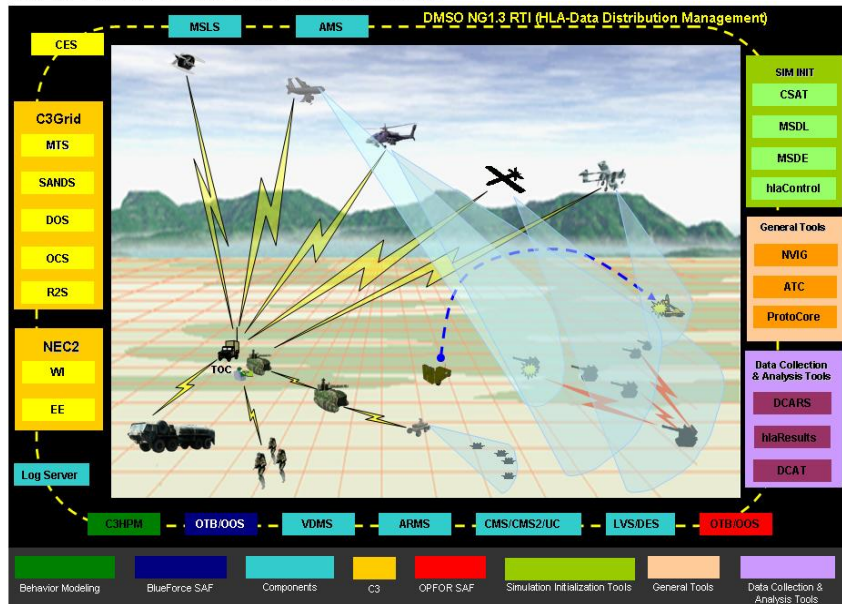
MATREX Leads the Way in Implementing New DOD VV&A Documentation Standards



MATREX Purpose



MATREX v2.0 Environment



Purpose:

To develop a composable M&S environment wherein a collection of multi-fidelity models, simulations and tools can be integrated into an established architecture for conducting analysis, experimentation and technology trade-offs for RDECOM and others.

Benefits:

- Enables reconfiguration and reuse of components for:
 - Engineering model development and evaluation
 - Technology tradeoffs
 - Capabilities assessments
 - Concept development
 - Experimentation
 - Testing
- Mutually and collectively leverages the world-class expertise of all RDECOM M&S laboratories for the benefit of the Army
- Supports decision making over entire acquisition cycle

Primary Partners and Customers:

- RDECOM HQ, RDECs, and Labs
- PM FCS (BCT) MSO / FCS LSI
- TRADOC (BLCSE)
- 3CE (Cross Command Collaboration Effort) including TRADOC, ATEC, FCS LSI, RDECOM
- Other Army PMs and PEOs

Critical M&S capabilities necessary to support Network Centric Warfare representation and analysis

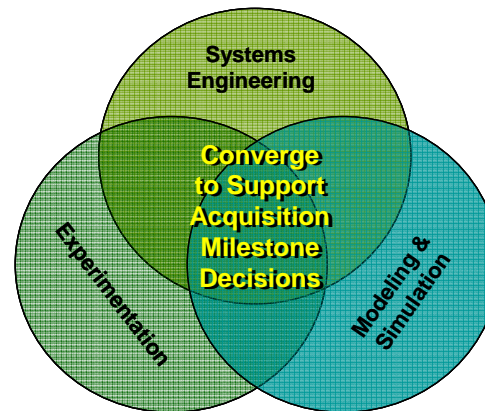
TECHNOLOGY DRIVEN. WARFIGHTER FOCUSED.



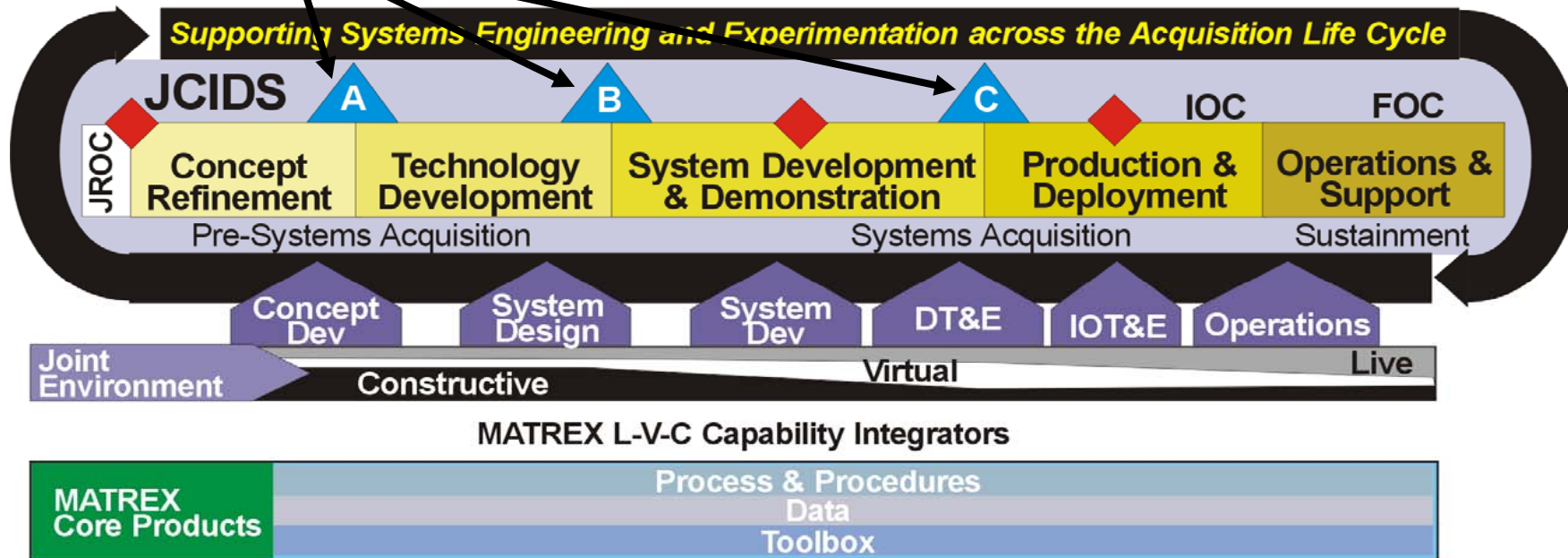
MATREX Hi-Level Strategy



Enable cross-commodity M&S tools, capabilities, processes and people to support technology development, systems integration and product development across the life cycle.



PM and other user
Technology Opportunities



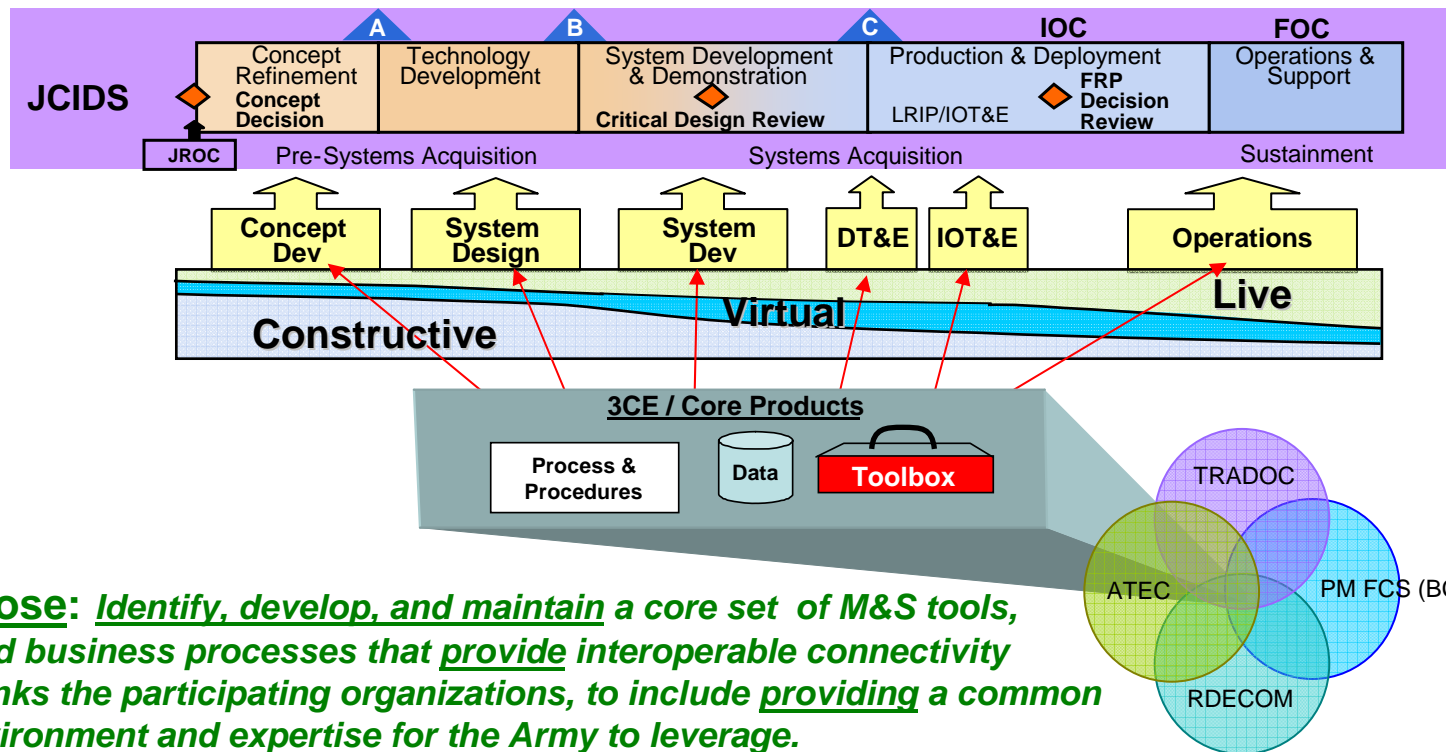
Reduce expense of "Live" activities

TECHNOLOGY DRIVEN. WARFIGHTER FOCUSED.

Cross Command Collaboration Effort (3CE)

3CE Mission and Intent

Mission (Vision): *Develop a cross command Army M&S and data environment for design, development, integration, and testing of capabilities, systems, and prototypes.*



Intent:

Purpose: *Identify, develop, and maintain a core set of M&S tools, data, and business processes that provide interoperable connectivity which links the participating organizations, to include providing a common 3CE environment and expertise for the Army to leverage.*

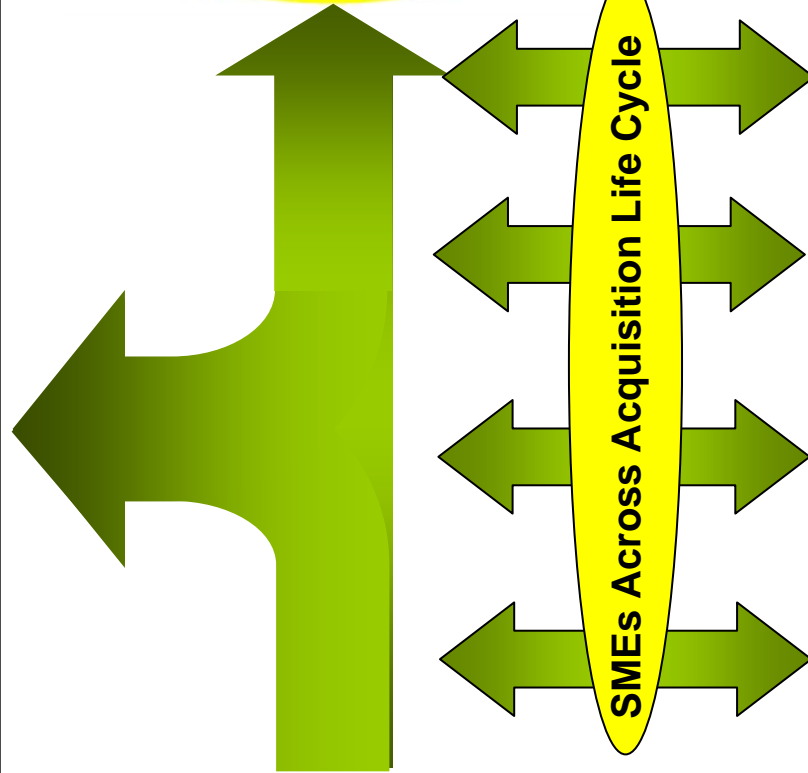
End State: *A 3CE environment that meets the common requirements of all three commands and PM FCS BCT to conduct distributed DOTMLPF development.*

Relevant Today and Into the Future

TECHNOLOGY DRIVEN. WARFIGHTER FOCUSED.

Distributed to

TRADOC	UofA Maneuver Battle Lab Air Maneuver Battle Lab Depth & Simultaneous Attack BL Battle Command Battle Lab TRAC Leavenworth TRAC-WSMR
ATEC	IRCC WSMAR HQ USAOTC USAOTC-IEW Electronic PG, Fort Lewis APG Test Center WDTC, Dugway PG RTTC RTTC-RSA
PM	PEO-STRI NLOS-LS PM FCS (BCT) – FCS LSI
Other Services	LMC-Orlando (USN) Navy Research Lab Naval Air Warfare Center JTAGGS (USAF)



Partners & Collaboration

ATEC (OTC/DTC)

- Test Event Support
- Live Interface
- Sim to C2
- Sim Research

TRADOC

- Analytical Requirements
- BLCSE Conversion to HLA
- FFID Planning
- Sim Infrastructure & Tools

3CE

- Core Planning
- Sim Systems Engineering
- Federation/FOM/Tools
- FCS Spin Out 1
- Sim Infrastructure & Tools

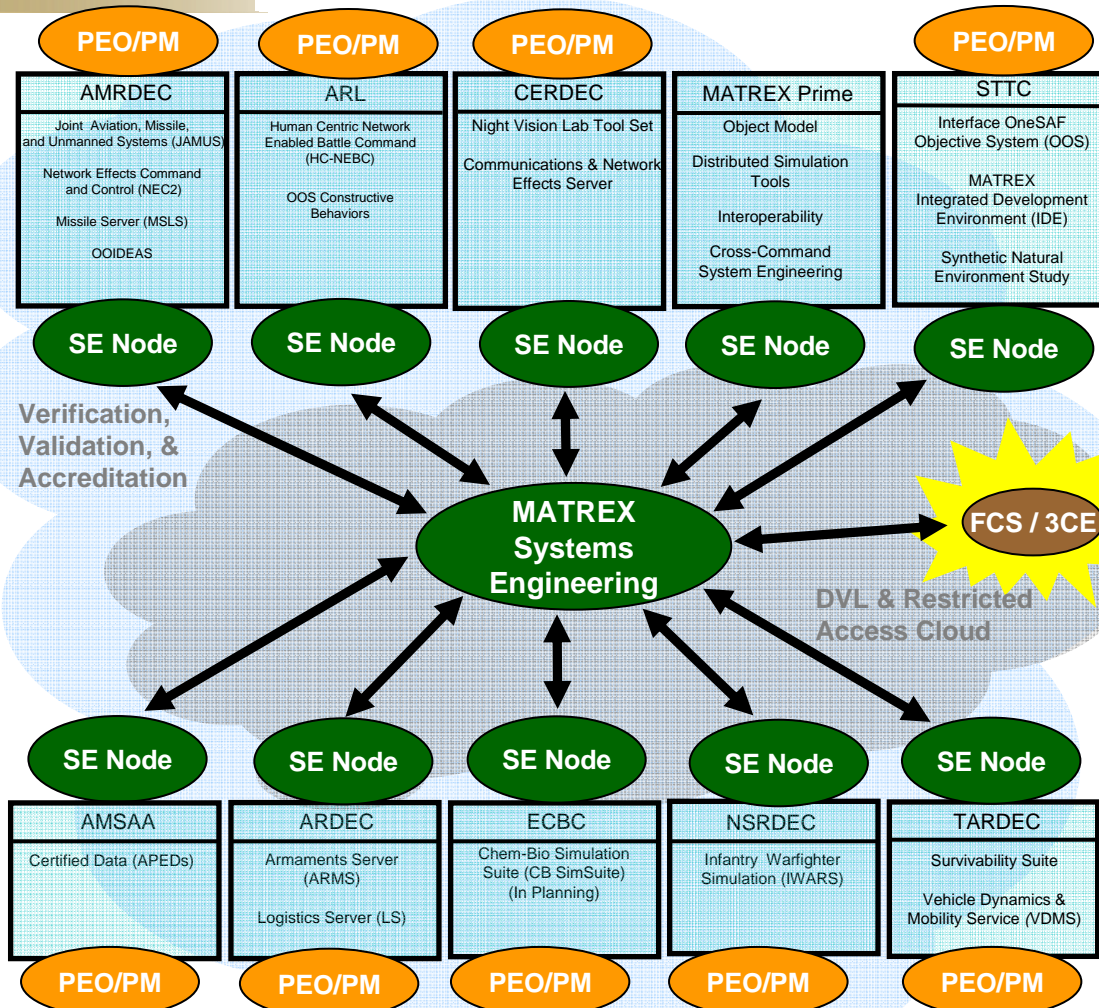
FCS LSI

- FOM
- FCS Simulation Environment (FSE) Collaboration & Development
- GFX Delivery, Training & Support

TECHNOLOGY DRIVEN. WARFIGHTER FOCUSED.



Systems Engineering for MATREX and RDECOM - Operational View



Integrated M&S System of Systems Engineering Capability for RDECOM via MATREX:

- Supporting PEOs and PMs with a coordinated RDECOM approach
- Common integrating SoS Architecture synchronized across RDECOM
- Standing up SE Nodes for M&S across RDECOM:
 - Integrated M&S Culture
 - Common Engineering Tools
 - Common Requirements Database, terminology, and processes
 - Distributed / Collaborative enabling services:
 - Web Collaboration (STEM, IDE, AKO)
 - DVL Services
- Maximize interoperability, flexibility and adaptation of RDECOM M&S capabilities to the Acquisition Communities needs.
- Common OM and Core Capabilities/Tools

MATREX reduces Technical and Cost Risks for the FCS and other programs through external coordination of RDECOM M&S

TECHNOLOGY DRIVEN. WARFIGHTER FOCUSED.



Mission Thread Representation



- **Current Representation**
 - Network Effects Command and Control (NEC2)
 - Joint Close Air Support (JCAS)
 - Human Centric-Network Enabled Battle Command (HC-NEBC)
 - Survivability
 - Night Vision
- **Each Mission Thread is comprised of various components and MATREX tools**



RDECOM

VV&A Documentation Standard Kick-off Meeting 15 July 2005



- **Co-Chaired by Simone Youngblood & John Moore**
- **Purpose - Leadership representatives from the DMSO, Army, Navy, Air Force, and National Security Agency met to discuss standardizing VV&A documentation templates to allow for more efficient and consistent retention of VV&A information.**
- **The group defined its objective as "Enabling expanded M&S reuse by building the foundation for consistent V&V information to support accreditation decisions."**

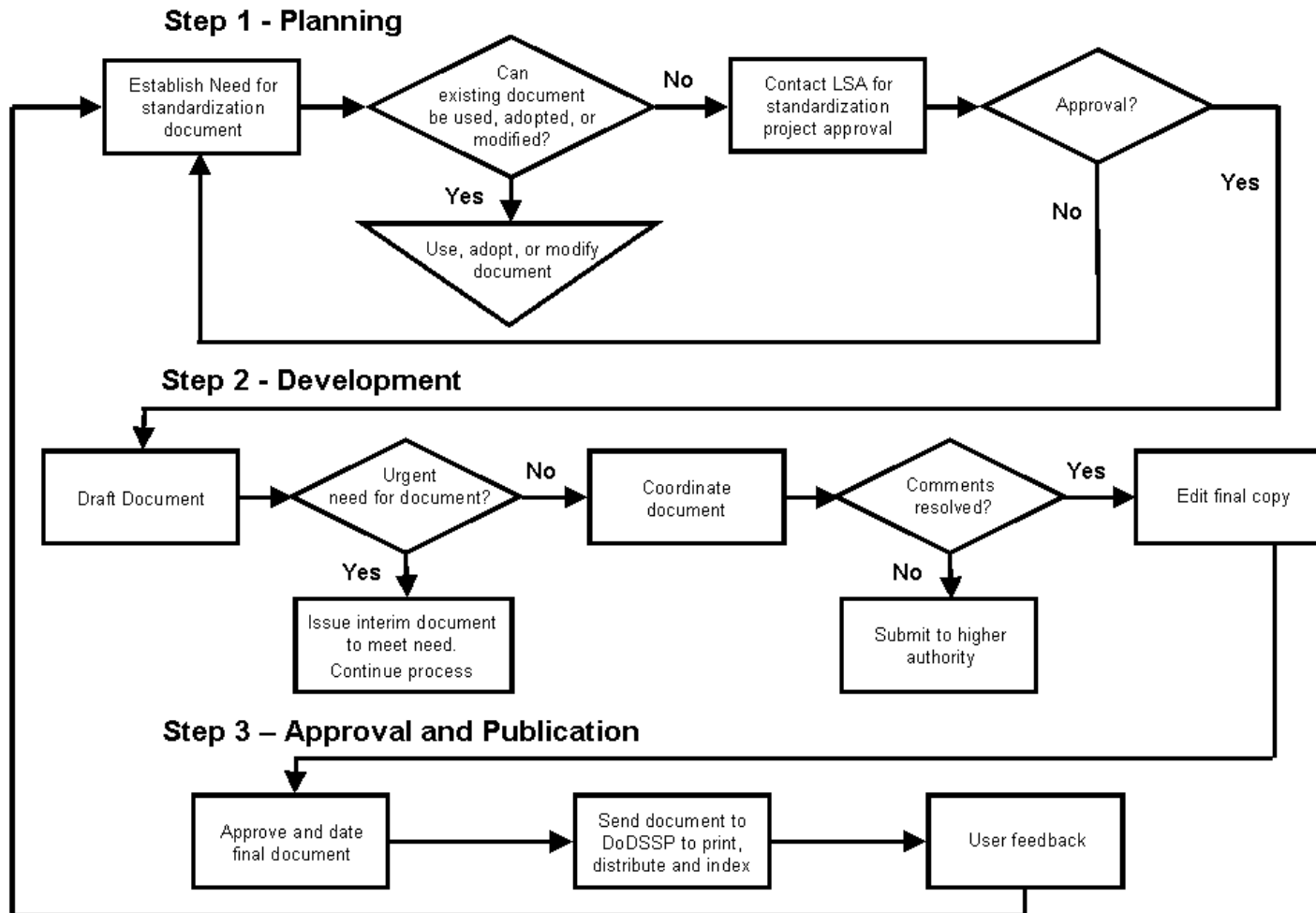
TECHNOLOGY DRIVEN. WARFIGHTER FOCUSED.



Documentation References



- **DoDI 4120.24, Defense Standardization Program (DSP)**
- **DoD 4120.24-M, Defense Standardization Program (DSP) Policies and Procedures**
- **MIL-STD-962, Department of Defense Standard Practice, Defense Standards Format and Content**
- **SD-1, Defense Standardization Program, Standardization Directory**





VV&A Challenge



- **Many different component developers spread geographically across the US**
- **Many different uses of the individual components**
- **Level of VV&A documentation varies from component to component**
- **VV&A documents have not been developed in a standard format**

TECHNOLOGY DRIVEN. WARFIGHTER FOCUSED.



Value Added of the DoD VV&A Documentation Standard



- **Consistency of Documentation**
 - All V&V developers will use the same format
 - Information can be easily found
- **Provides a common frame of reference across the MATREX enterprise**
- **Facilitates ease of communication among and between V&V and Accreditation personnel**
- **Builds a body of evidence for future VV&A efforts**

TECHNOLOGY DRIVEN. WARFIGHTER FOCUSED.



Conclusion



- **MATREX is building an Army solution for M&S experimentation across the acquisition life cycle.**
- **MATREX is advancing simulation technology, infrastructure, and processes to enable better informed decision making.**
- **DoD Documentation Standards are the tool enabling capture and maintenance of information supporting the accreditation of MATREX components and threads**
- **MATREX use of the DoD Standards reduces risk and uncertainty.**

TECHNOLOGY DRIVEN. WARFIGHTER FOCUSED.

- 3CE – Cross-Command Collaborative Environment
- ACS – Aerial Common Sensor
- ALCES - Aggregate Level Communications Effects Service
- AMS – Aviation Mobility Service
- AMSWG – (OSD) Acquisition Modeling & Simulation Working Group
- ARMS – Armaments Service
- ATC – Automated Test Capability
- ATEC – Army Test and Evaluation Command
- AUTL – Army Universal Task List
- BCT – Brigade Combat Team
- BLCSE – Battle Lab Collaborative Simulation Environment
- C3HPM – Command, Control, & Communications Human Performance Model
- C3GRID – Command & Control, Computer GRID
- CES – Communications Effects Server
- CMS2 – Comprehensive Munitions & Sensor Server
- CSAT – C4ISR Static Analysis Tool
- C4ISR – Command & Control, Communications, Computers, Intelligence, Surveillance and Reconnaissance
- DCARS – Data Collection, Analysis & Reporting System
- DCA – Data Collection & Analysis
- DCAT – Data Collection & Analysis Tool
- DES – Damage Effects Server
- DOTMPF – Doctrine, Organization, Training, Materiel, Leadership, Personnel & Facilities
- DOS – Dynamic Organization Service
- DTE – Distributed Test Event
- DT&E – Developmental Test and Evaluation
- EE – Effects Engine
- FCS LSI – Future Combat Systems Lead Systems Integrator
- FOC – Full Operational Capability
- FOM – Federation Object Model
- FSE – FCS Simulation Environment
- HLA - RTI – High Level Architecture – Run Time Interface
- HC-NEBC – Human Centric – Network Enabled Battle Command
- HPM – Human Performance Model
- IOC – Initial Operational Capability
- IOT&E – Initial Operational Test and Evaluation
- IER – Information Exchange Requirement
- IP03 – Integrated Process 03, Networked Fires
- IWARS/DI – Infantry Warrior Simulation/Dismounted Infantry
- JCAS – Joint Close Air Support
- JCIDS – Joint Combat Integrated Defense System
- JSBE – Joint Service Battlespace Environment
- KPP – Key Performance Parameters
- LSI – (FCS) Lead Systems Integrator
- LVCI - Live Virtual Constructive Interoperability
- LVS – Lethality/Vulnerability Service
- MATREX – Modeling Architecture for Technology, Research, & EXperimentation
- MC2 – Mobile Command & Control
- MMIC – MATREX Middleware Independence Capability
- MOE – Measures of Effectiveness
- MOP – Measures of Performance
- M&S – Modeling and Simulation
- MSDE – Military Scenario Development Environment
- MSDL – Military Scenario Definition Language
- MSLS – Missile Service
- MSMO – Modeling & Simulation Management Office
- MTS – Message Transceiver Service
- NCW – Network Centric Warfare
- NEC2 – Networked Effects Command & Control
- NVIG – Night Vision Image Generator
- OCS – Organic Communications Service
- OneSAF – One Semi-Automated Forces
- OOS – OneSAF Objective System
- OTB – OneSAF Testbed Baseline
- PEO – Program Executive Office
- PM – Product, or Program or Project Manager
- RDECOM – Research, Development, & Engineering Command
- RDEC – Research, Development & Engineering Center
- SANDS – Situational Awareness Normalization & Dissemination Service
- SE – Systems Engineering
- S3E – Systems Engineering, Experimentation, and Enterprise
- SoSE – System of System Engineering
- SOSCOE – System of Systems Common Operating Environment
- S&T – Science and Technology
- TENA – Test & Training Enabling Architecture
- TIE – Technical Integration Event
- TRADOC – Training & Doctrine Command
- UAV – Unmanned Aerial Vehicle
- UC – Universal Controller
- UJTL – Universal Joint Task List
- USAF – United States Air Force
- USMC – United States Marine Corps
- VDMS – Vehicle Dynamics & Mobility Service
- V&V – Verification and Validation
- WECM – Warfighter Electronic Collection and Mapping
- WI – Warfighter Interface