



712CD

75TH MORSS CD Cover Page

If you would like your presentation included in the 75th MORSS Final Report CD it must :

1. Be unclassified, approved for public release, distribution unlimited, and is exempt from U.S. export licensing and other export approvals including the International Traffic in Arms Regulations (22CFR120 et seq.);
2. Include MORS Form 712CD as the first page of the presentation;
3. Have an approved MORS form 712 A/B and
4. Be turned into the MORS office no later than: **DEADLINE: 14 June 2007 (Late submissions will not be included.)**

Author Request (To be completed by applicant) - The following author(s) request authority to disclose the following presentation in the MORSS Final Report, for inclusion on the MORSS CD and/or posting on the MORS web site.

Name of Principal Author and all other author(s): Joel Parker

Principal Author's Organization and address:
Joint Fires Integration & Interoperability Team (JFIIT)

Phone: (850) 882-6700 x7524

Fax: (850) 882-8467

Email: Joel.Parker@eglin.af.mil

Please use the same title listed on the 75TH MORSS Disclosure Form 712 A/B. If the title of the presentation has changed please list both.)

Original title on 712 A/B: Use of a Common Assessment Methodology in Support of Training, Capability Development, and Experimentation

If the title was revised please list the original title above and the revised title here:

Original - Use of a Common Assessment Methodology in Support of Training, Capability Development, and Experimentation

Modified - Use of a Common **Joint** Assessment Methodology in Support of Training, Capability Development, and Experimentation

PRESENTED IN:

WORKING GROUP: #22 (Analytic Support to Training);
#33 (Warfighting Experimentation)

DEMONSTRATION:

COMPOSITE GROUP:

POSTER:

SPECIAL SESSION 1:

TUTORIAL:

SPECIAL SESSION 2:

OTHER:

SPECIAL SESSION 3:

This presentation is believed to be: **Unclassified, approved for public release, distribution unlimited, and is exempt from U.S. export licensing and other export approvals including the International Traffic in Arms Regulations (22CFR120 et seq.)**

Report Documentation Page

Form Approved
OMB No. 0704-0188

Public reporting burden for the collection of information is estimated to average 1 hour per response, including the time for reviewing instructions, searching existing data sources, gathering and maintaining the data needed, and completing and reviewing the collection of information. Send comments regarding this burden estimate or any other aspect of this collection of information, including suggestions for reducing this burden, to Washington Headquarters Services, Directorate for Information Operations and Reports, 1215 Jefferson Davis Highway, Suite 1204, Arlington VA 22202-4302. Respondents should be aware that notwithstanding any other provision of law, no person shall be subject to a penalty for failing to comply with a collection of information if it does not display a currently valid OMB control number.

1. REPORT DATE 01 JUN 2007		2. REPORT TYPE N/A		3. DATES COVERED -	
4. TITLE AND SUBTITLE Use of a Common Assessment Methodology in Support of Joint Training, Capability Development, and Experimentation				5a. CONTRACT NUMBER	
				5b. GRANT NUMBER	
				5c. PROGRAM ELEMENT NUMBER	
6. AUTHOR(S)				5d. PROJECT NUMBER	
				5e. TASK NUMBER	
				5f. WORK UNIT NUMBER	
7. PERFORMING ORGANIZATION NAME(S) AND ADDRESS(ES) Joint Fires Integration & Interoperability Team (JFIIT)				8. PERFORMING ORGANIZATION REPORT NUMBER	
9. SPONSORING/MONITORING AGENCY NAME(S) AND ADDRESS(ES)				10. SPONSOR/MONITOR'S ACRONYM(S)	
				11. SPONSOR/MONITOR'S REPORT NUMBER(S)	
12. DISTRIBUTION/AVAILABILITY STATEMENT Approved for public release, distribution unlimited					
13. SUPPLEMENTARY NOTES See also ADM202526. Military Operations Research Society Symposium (75th) Held in Annapolis, Maryland on June 12-14, 2007, The original document contains color images.					
14. ABSTRACT					
15. SUBJECT TERMS					
16. SECURITY CLASSIFICATION OF:			17. LIMITATION OF ABSTRACT	18. NUMBER OF PAGES	19a. NAME OF RESPONSIBLE PERSON
a. REPORT unclassified	b. ABSTRACT unclassified	c. THIS PAGE unclassified			

USJFCOM



Use of a Common Assessment Methodology in Support of Joint Training, Capability Development, and Experimentation

US Joint Forces Command
Joint Fires Integration and Interoperability Team (JFIIT)
Joel.Parker@eglin.af.mil

AGENDA

- Domain & Mission
- Model
- Capability
- Scope
- Requirement
- Common Framework
- Universal Joint Tasks
- Way Ahead

Domain & Mission

Joint fires definition - fires produced during the employment of forces from two or more components in coordinated action toward a common objective.

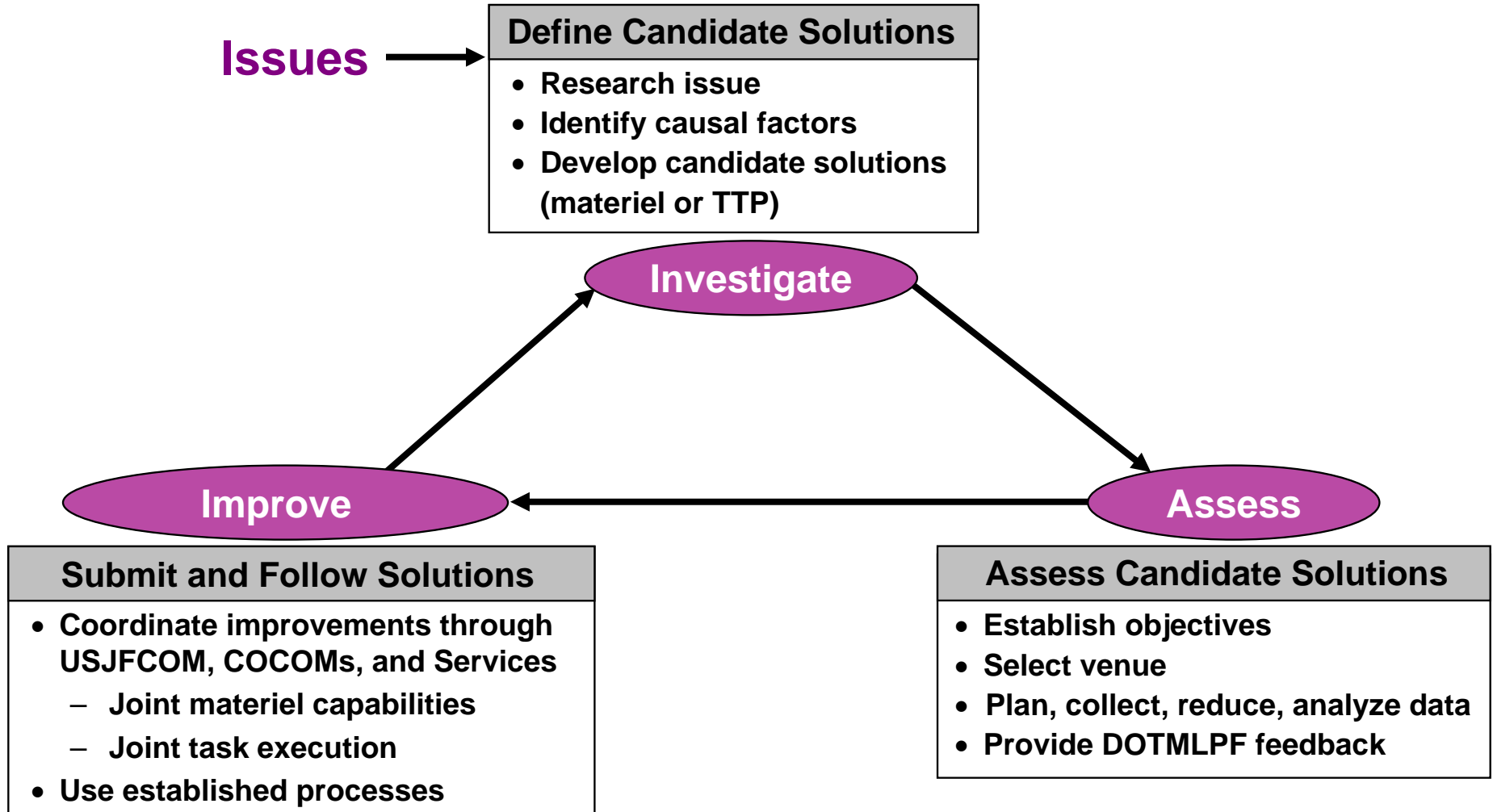
Joint Publication 3-0

Observation – *this occurs down to the foxhole across the range of military operations*

JFIIT Mission

Improve the integration, interoperability, and effectiveness of Joint fires, focused at the tactical level.

Model JFIIT Assessment



COCOM Combatant Command
 DOTMLPF Doctrine, Organization, Training, Materiel, Leadership, Personnel, and Facilities
 JISR Joint Intelligence, Surveillance, and Reconnaissance
 TTP Tactics, Techniques, and Procedures

CAPABILITY



JFIIT Team

- **Personnel**
 - Active uniformed 35
 - Reserve component 0
 - DOD civilian 6
 - Contractors 89
- **Facilities**
 - Eglin AFB, FL
 - Fort Irwin, CA

C2 Command and Control
 FIST Fire Support Team
 FO Forward Observer
 FSCC Fire Support Coordination Center
 ISR Intelligence, Surveillance, and Reconnaissance
 JFO Joint Fires Observer
 JTAC Joint Terminal Attack Controller
 TACP Tactical Air Control Party

JFIIT Core Strengths

- **Operational Joint fires expertise**
 - Air to ground, ground to ground, air defense
 - Ground maneuver
 - Special operations
 - TACP/FSCC, JTAC/JFO, FO/FIST
 - Electronic warfare
 - Weapon system and data link
 - C2 and ISR
 - Observer/trainer
- **Analytical capabilities**
 - Tactical capability analysis
 - Joint task execution; training assessment
 - Joint interoperability expertise
 - Forte in live field exercise assessments
- **Technical skills**
 - Instrumentation
 - Networking and communications
 - Data collection, management, processing
- **Additional exercise expertise**
 - Scenario planning, range integration, and airspace management

Scope

- Conduct range of JFCOM assessments
 - ✓ Training (J7)
 - ✓ Capability development (J8)
 - ✓ Experimentation (J9)
- JFIIT assessment categories
 - ✓ **Joint task execution** - improve fires related joint context and execution of joint tasks
 - ✓ **Joint material capabilities** – improve fires with emphasis on current and emergent capabilities (i.e. TTP and system)
- Do so with assigned resources
- Do so within existing events
 - ✓ Always in a joint environment
 - ✓ When possible, in a training domain

Requirement

- **Range of assessments drive the JFIIT organization to generate efficiencies in**
 - ✓ Assessment design, planning, and data requirements
 - ✓ Packaging of findings, conclusions & recommendations
- **What's needed is a common framework to provide structure in the various assessment domains**

Common Framework

- Employ **Universal Joint Tasks (UJT)** as framework for structure
 - ✓ Review UJT in CJCSM 3500.04D, 15 Sept 2006
 - ✓ Posted to Joint Doctrine, Education and Training Electronic Information System (JDEIS) Web Portal, <https://jdeis.js.mil/jdeis/>
 - ✓ Managed for CJCS by Joint Staff J-7
- UJT provides common
 - Attributes to populate assessment templates (plan and report) in the form of language & graphics based on joint doctrine & TTP
- UJT facilitates
 - ✓ Construction of joint mission, training & test **threads**
 - ✓ Knowledge transfer across broad range of DoD audiences

Universal Joint Tasks

- **Common attributes**
 - ✓ Current
 - Task description
 - Measures of effectiveness (only representative)
 - Doctrine (references and elements)
 - Conditions
 - ✓ Future
 - Architecture
 - Joint Task Articles (Enhanced version)

- **Architectures are IAW DoD Architecture Framework (DoDAF)**
 - ✓ Operational Views
 - ✓ Systems Views

Way Ahead

- Work through OPRs for joint task development
 - ✓ Refine UJT attributes
 - ✓ Refine and reorganize doctrine
 - ✓ Post to JDEIS portal
- Accumulate metrics
 - ✓ Measures of Effectiveness
 - ✓ Measures of Performance
 - ✓ Data elements
- Build database linking fires related joint tasks to above metrics (internal to JFIIT)

Way Ahead - continued

- Start with below joint fire support tasks; then expand to address larger joint fires task set
 - ✓ TA 3.2.1, Conduct Joint Fire [Support]
 - ✓ TA 3.2.2, Conduct CAS
 - ✓ TA 2, Share Intelligence
 - ✓ TA 3.3, Coordinate Battlespace Maneuver and Integrate With Firepower
 - ✓ TA 5, Exercise C2
 - ✓ TA 6.5, Provide for Combat ID
 - ✓ TA 5.2.1, Establish, Operate and Maintain Baseline Information Exchange

- Offices of Primary Responsibility
 - ✓ Joint Tasks & Doctrine – JS-J7 (JFCOM OPR is J7/JNTC & J7/JT-10)
 - ✓ Architectures – TBD (JFCOM OPR, J89)

BACKUP SLIDES

*Following slides from initial work on joint
fire support task set*

Universal Joint Task Application

Following slides walk us through

TA 3.2.2

Provide CAS

TA 3.2.2 Conduct CLOSE AIR SUPPORT

OPERATIONAL VIEW (OV) – 1

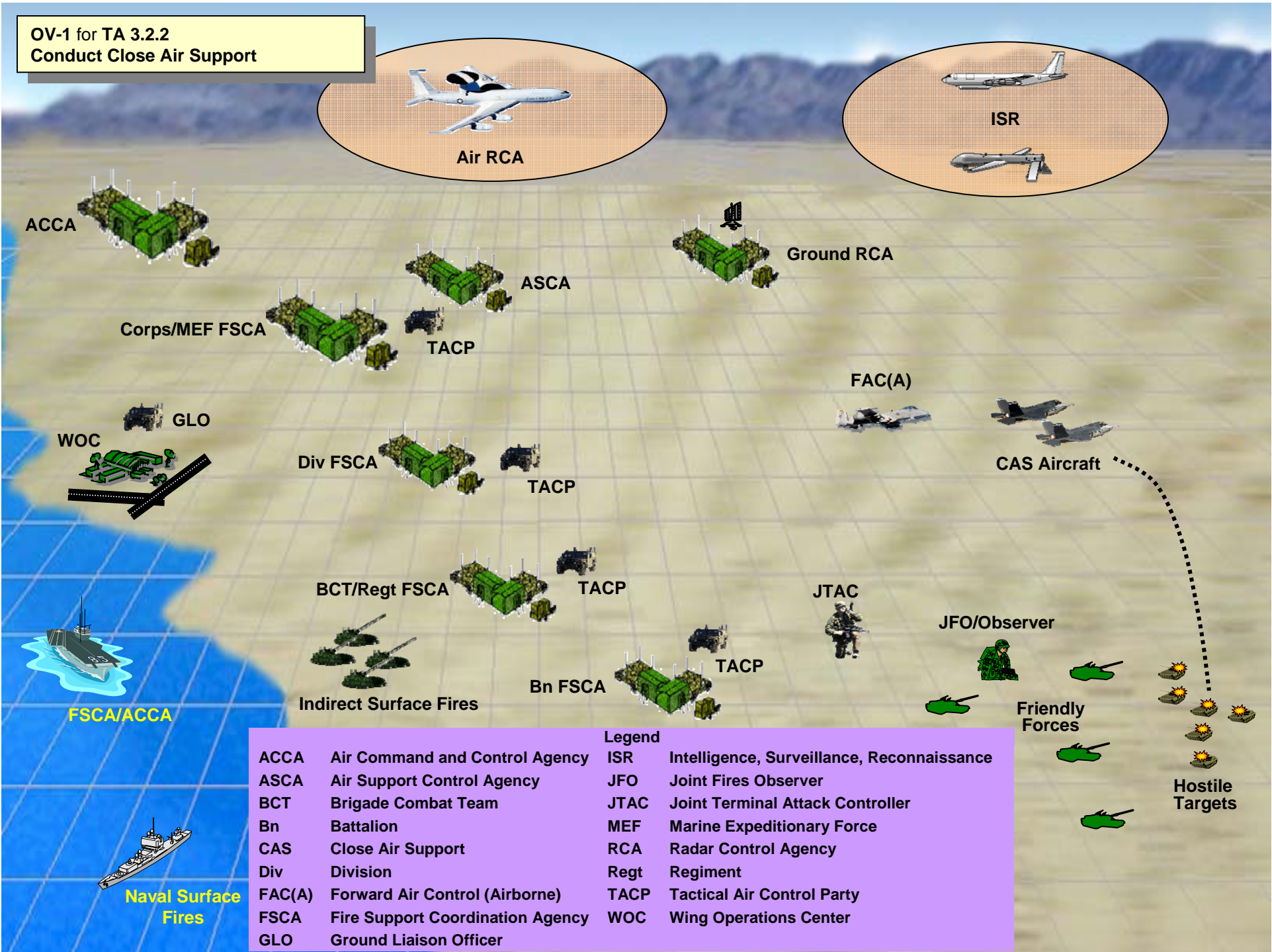
HIGH LEVEL OPERATIONAL

CONCEPT DIAGRAM

A graphical depiction of the high-level task and key operational nodes. Supporting text describes key aspects of operations.

The graphic includes several generic terms to describe specific agencies to minimize the use of Service-unique organizations and focus at the joint level on the actual functions they perform. The generic terms include Air Command and Control Agency (ACCA), Air Support Control Agency (ASCA), Fire Support Control Agency (FSCA) and Radar Control Agency (RCA). The terms are included in the accompanying graphic legend and described in the supporting text.

**OV-1 for TA 3.2.2
Conduct Close Air Support**



Legend	
ACCA	Air Command and Control Agency
ASCA	Air Support Control Agency
BCT	Brigade Combat Team
Bn	Battalion
CAS	Close Air Support
Div	Division
FAC(A)	Forward Air Control (Airborne)
FSCA	Fire Support Coordination Agency
GLO	Ground Liaison Officer
ISR	Intelligence, Surveillance, Reconnaissance
JFO	Joint Fires Observer
JTAC	Joint Terminal Attack Controller
MEF	Marine Expeditionary Force
RCA	Radar Control Agency
Regt	Regiment
TACP	Tactical Air Control Party
WOC	Wing Operations Center

TA 3.2.2, Conduct Close Air Support, OV-1 Text

This OV-1 describes TA 3.2.2, Conduct Close Air Support, based on the CAS definition as “air action by fixed- and rotary-wing aircraft against hostile targets that are in close proximity to friendly forces and that require detailed integration of each air mission with the fire and movement of those forces.” The joint context of this task orients at the tactical level (task OP 3.2.1, Provide CAS integration for Surface Forces, addresses the operational level of the CAS joint task).

Friendly forces in proximity to hostile targets may submit a CAS request, classified as either preplanned or immediate. Preplanned CAS requests include those that the supported unit requires at a predetermined time and location (met by scheduled CAS missions) and those that the supported unit desires to be available during a particular period of time for use, if required, against targets identified at that time (met by on-call CAS missions). Immediate requests for CAS occur from an unforeseen requirement identified by the ground unit outside of the normal CAS planning process. These requests can be met by on-call CAS missions or they may require the diversion or rescheduling of air assets. Key CAS nodes, depicted in the previous graphic, are described below:

- **Joint Terminal Attack Controller (JTAC):** includes USAF terminal attack controllers, USMC Forward Air Controllers (FAC)/JTACs and JTAC-qualified Special Operations Forces (SOF). JTACs control CAS aircraft and coordinate with Joint Forward Observers (JFO), Observers, FAC(A) aircraft, and Tactical Air Control Parties (TACP).
- **Fire Support Coordination Agency (FSCA):** includes the Army Fire Support Element (FSE), USMC Fire Support Coordination Center (FSCC), and Navy Supporting Arms Coordination Center (SACC). These agencies work with USAF or USMC TACPs to provide fire support planning, coordination, integration, and synchronization of fires delivered on surface targets by CAS, indirect surface fires, naval surface fires, and other fire-support assets under the control, or in support, of the unit.
- **Air Support Control Agency (ASCA):** consists of the USAF Air Support Operations Center (ASOC), USMC Direct Air Support Center (DASC) or Special Operations Joint Air Coordination Element (JACE). The ASCA is collocated with the senior maneuver headquarters, processes immediate requests for CAS and coordinates the execution of CAS.
- **Wing Operations Center (WOC):** provides C2 of air units and ensures sorties are generated to accomplish CAS missions as directed by the Air Tasking Order (ATO). The Ground Liaison Officer (GLO) supports the WOC with information updates regarding supported ground commander intent and related ground missions.
- **Radar Control Agency (RCA):** includes the USAF Control and Reporting Center (CRC)/USMC Tactical Air Operations Center (TAOC) on the ground, extended in the air by the USAF E3-A and Navy E2-C airborne warning and control. These agencies provide safe passage, radar control and surveillance for all aircraft within the operational area.
- **ISR:** includes operational elements, such as the Joint Surveillance Target Attack Radar System (JSTARS), as well as organic elements at the tactical level, such as Unmanned Aircraft Systems (UAS), and Non Traditional ISR (NTISR) from FAC(A)/CAS. These entities provide support to maneuver force commanders, JFO/observers and JTACs.
- **Air Command and Control Agency (ACCA):** consists of the USAF Air and Space Operations Center (AOC), USMC Tactical Air Command Center (TACC) or Navy Tactical Air Control Center (TACC). The ACCA is not the focus of TA 3.2.2, but is displayed to provide an operational level of context. It provides integration, coordination, and direction of Joint and Combined air operations; addresses the CAS distribution decision; publishes the ATO with scheduled/on-call CAS missions to fill preplanned CAS requests.

*TA 3.2.2, Conduct CAS
Building the OV-5*

Nodes	Phases			
	Plan	Prepare	Execute	Assess
JTAC	X	X	X	X
CAS Aircrew	X		X	X
FAC(A)	X		X	X
JFO/Observer	X	X	X	X
TACP	X	X	X	
FSCA	X	X	X	X
ASCA	X		X	
GLO	X			
RCA			X	

TA 3.2.2, Conduct CAS Building the OV-5

JTAC

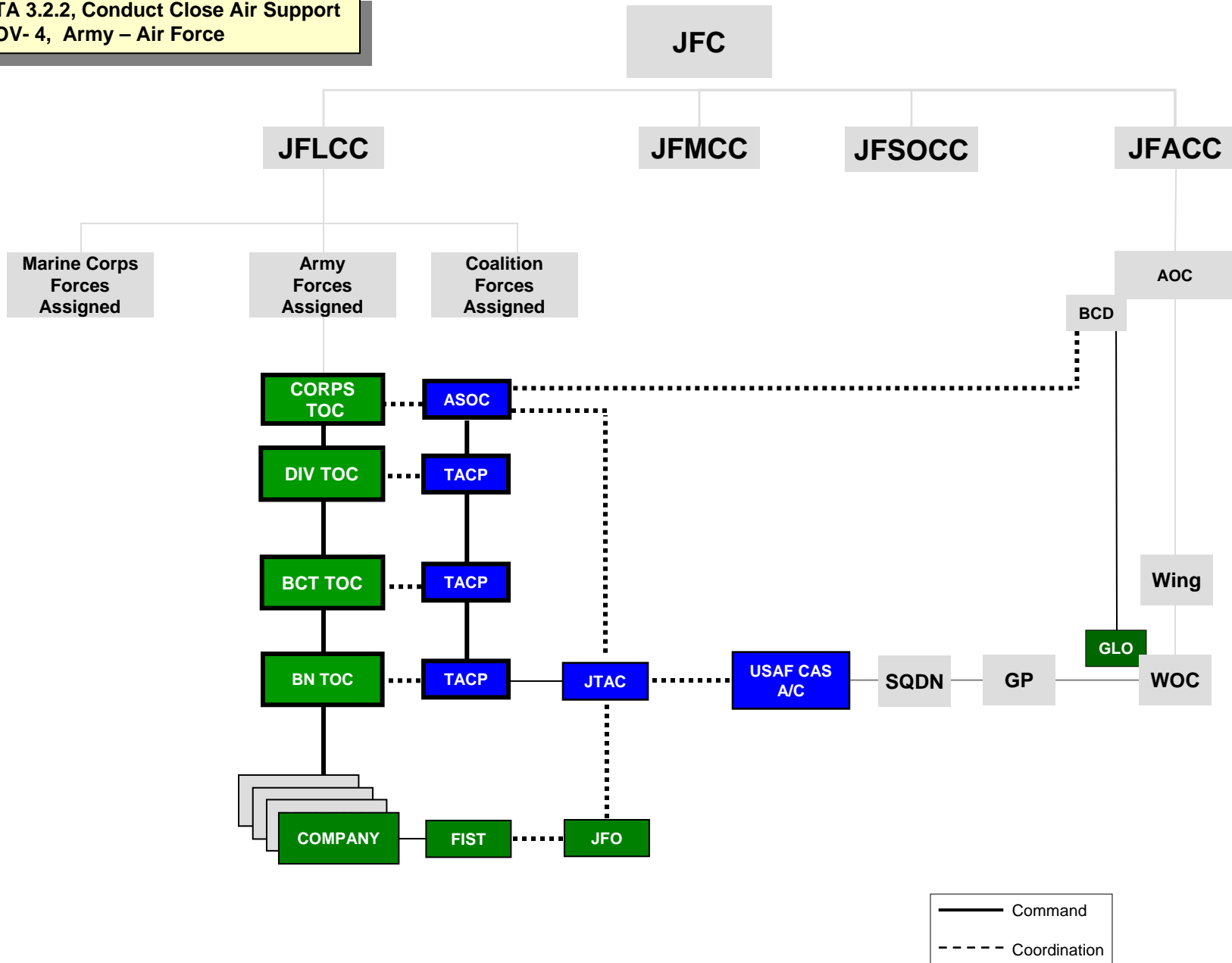
	Activity	
Plan	Conduct Planning	
Prepare	Conduct Rehearsal	
Execute	Coordinate with TACP/TOC/ASCA	
	Find/Fix/Track Target	
	Coordinate with FAC(A)/CAS Aircrew	
	Control CAS	<p style="text-align: center;">Sub-Activity: Type 2 Control</p> <p>JTAC send CAS briefing</p> <p>CAS aircrew verify target coordinates correlate expected target area</p> <p>CAS aircrew read-back or confirm digitally Line 4 (elev), Line 6 (target location) and any restrictions</p> <p>CAS aircrew provide IP INBOUND call</p> <p>CAS aircrew provide an IN call indicating maneuvering for a targeting solution</p> <p>JTAC provide CLEARED HOT or ABORT</p>
Assess	Conduct BDA	

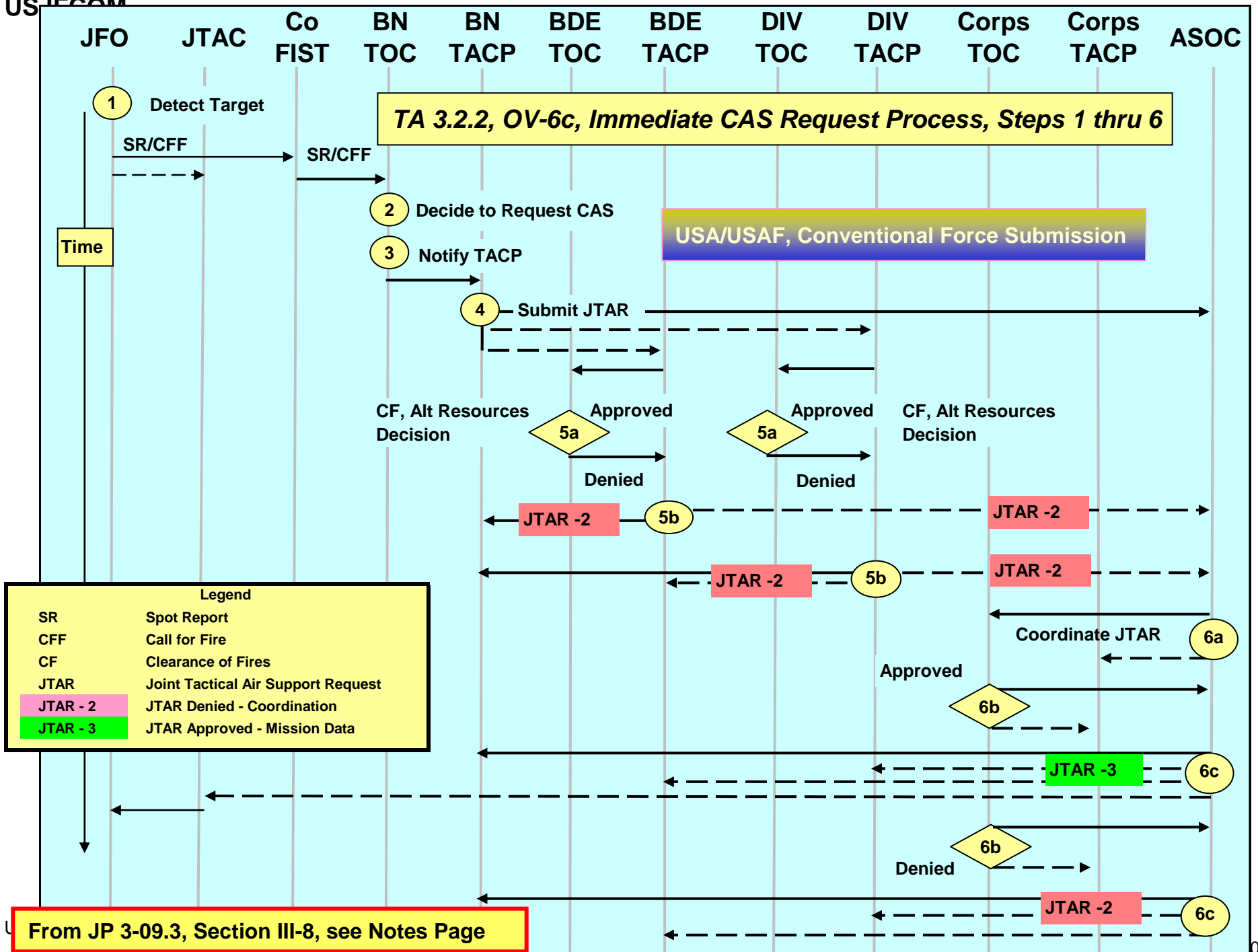
TA 3.2.2, Conduct CAS Building the OV-5

FSCA		
	Activity	
Plan	Conduct Planning	Sub-Activity
Prepare	Conduct Rehearsal	Receive Mission
Execute	Integrate CAS with ground mission	Analyze Mission
Assess	Conduct BDA	Develop COAs
		Analyze COAs
		Produce Orders

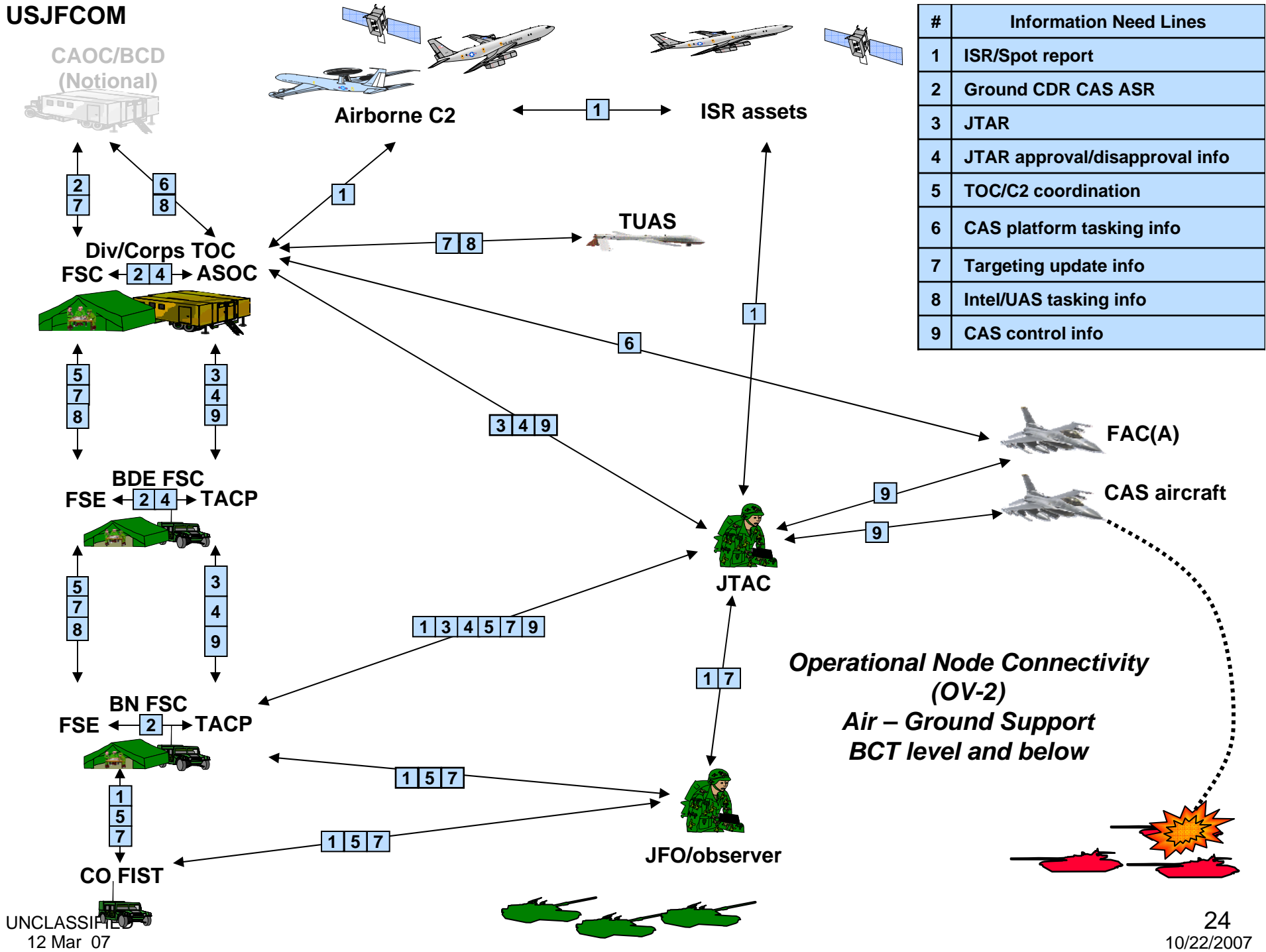
TA 3.2.2 Conduct CAS OV-5

A.0 Conduct CAS	A1 Plan	A1.1 JTAC	A1.1.1 Conduct Planning
		A1.2 CAS Aircrew	A1.2.1 Receive information updates from the GLO regarding supported ground commander intent and related ground missions
		A1.3 FAC(A)	A1.3.1 Conduct Planning
		A1.4 JFO/Observer	A1.4.1 Conduct Planning
		A1.5 TACP	A1.5.1 Conduct Planning
		A1.6 FSCA	A1.6.1 Conduct Planning
		A1.7 ASCA	A1.7.1 Conduct Planning
		A1.8 GLO	A1.8.1 Provide information updates to FAC(A)/CAS Aircrew regarding supported ground commander intent and related ground missions
	A2 Prepare	A2.1 JTAC	A2.1.1 Conduct Rehearsal
		A2.2 JFO/Observer	A2.2.1 Conduct Rehearsal
		A2.3 TACP	A2.3.1 Conduct Rehearsal
		A2.4 FSCA	A2.4.1 Conduct Rehearsal
	A3 Execute	A3.1 JTAC	A3.1.1 Coordinate with TACP/TOC/ASCA
			A3.1.2 Find/Fix/Track Target
			A3.1.3 Coordinate with FAC(A)/CAS Aircrew
			A3.1.4 Control CAS
		A3.2 CAS Aircrew	A3.2.1 Coordinate with WOC/ACCA/ASCA/ACA
			A3.2.2 Coordinate with JTAC
			A3.2.3 Provide CAS
		A3.3 FAC(A)	A3.3.1 Coordinate with TACP/TOC/ASCA
			A3.3.2 Find/Fix/Track Target
			A3.3.3 Coordinate with JTAC/CAS Aircrew
			A3.3.4 Control CAS
		A3.4 JFO/Observer	A3.4.1 Find/Fix/Track Target
			A3.4.2 Coordinate with JTAC/TACP/TOC
		A3.5 TACP	A3.5.1 Coordinate with TOC
			A3.5.2 Coordinate with Other TACP/ASCA
			A3.5.3 Coordinate with JTAC
		A3.6 FSCA	A3.6.1 Integrate CAS with ground mission
		A3.7 ASCA	A3.7.1 Provide procedural control of CAS assets within supported GND CDR AO
			A3.7.2 Process CAS requests
			A3.7.3 Control flow of CAS aircraft in and out of supported GND CDR AO
			A3.7.4 Integrate aircraft operating inside the FSCL using ACM/FSCMs
			A3.7.5 Manage JARN and allocated TAD frequencies
			A3.7.6 Coordinate other mission areas
			A3.7.7 Manage subordinate deployed TACPs
	A3.7.8 Assign and direct CAS aircraft, when authorized, to JTACs		
	A3.8 RCA	A3.8.1 Provide Routing/Update Information to FAC(A)/CAS Aircrew	
	A4 Assess	A4.1 JTAC	A4.4.1 Conduct BDA
		A4.2 CAS Aircrew	A4.2.1 Conduct BDA
		A4.3 FAC(A)	A4.3.1 Conduct BDA
		A4.4 FSCA	A4.4.1 Conduct BDA





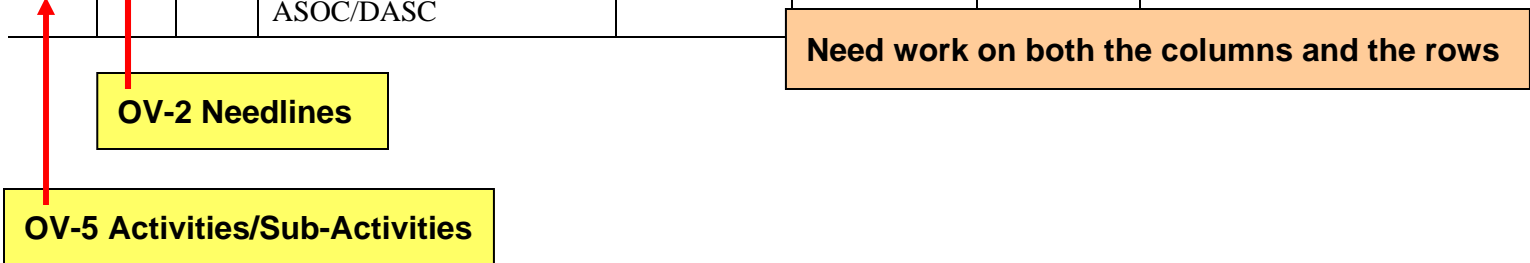
USJFCOM



TA 3.2.2, Conduct CAS, OV-3

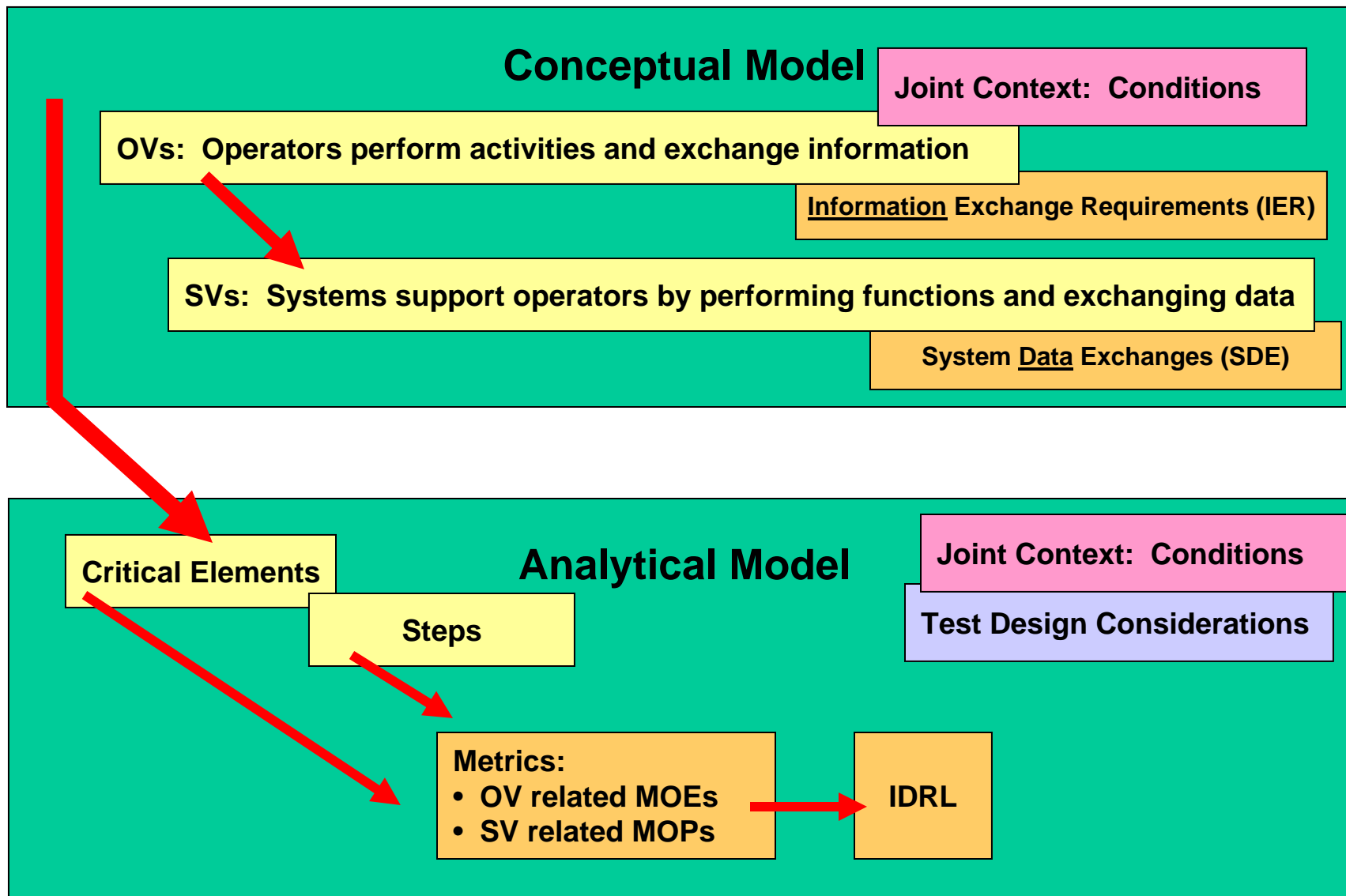
Table 6-2 summarizes IERs for Events 2 and 3. The IERs are indexed to Steps 1 through 10 identified in the OV-5 in Table 14, information needlines 1 through 8 (needline number) specified in the OV-2 in Figure 9, as well as selected IER numbers between 308 and 371 from the CAS MA-ICD. Refer to Appendix D of the CAS MA-ICD for additional details related to specific IER numbers. This list may be refined by event managers to accomplish assessment objectives.

Step No.	NL No.	IER No.	Activity/Information Element Description	Sending Node	Receiving Node	Timeliness Criteria ¹	Event
1	1	308	JFO detects target resulting in spot report to maneuver commander	JFO	Maneuvering commander	M5	3
2	2	308	Maneuver commander decides to request CAS	Maneuver commander	FSE/FSCC	M5	3
2	5	309	FSE/FSCC determines fire support available for SEAD; coordinates with ASOC/DASC	FSE/FSCC	ASOC/DASC, JFO	M5	3



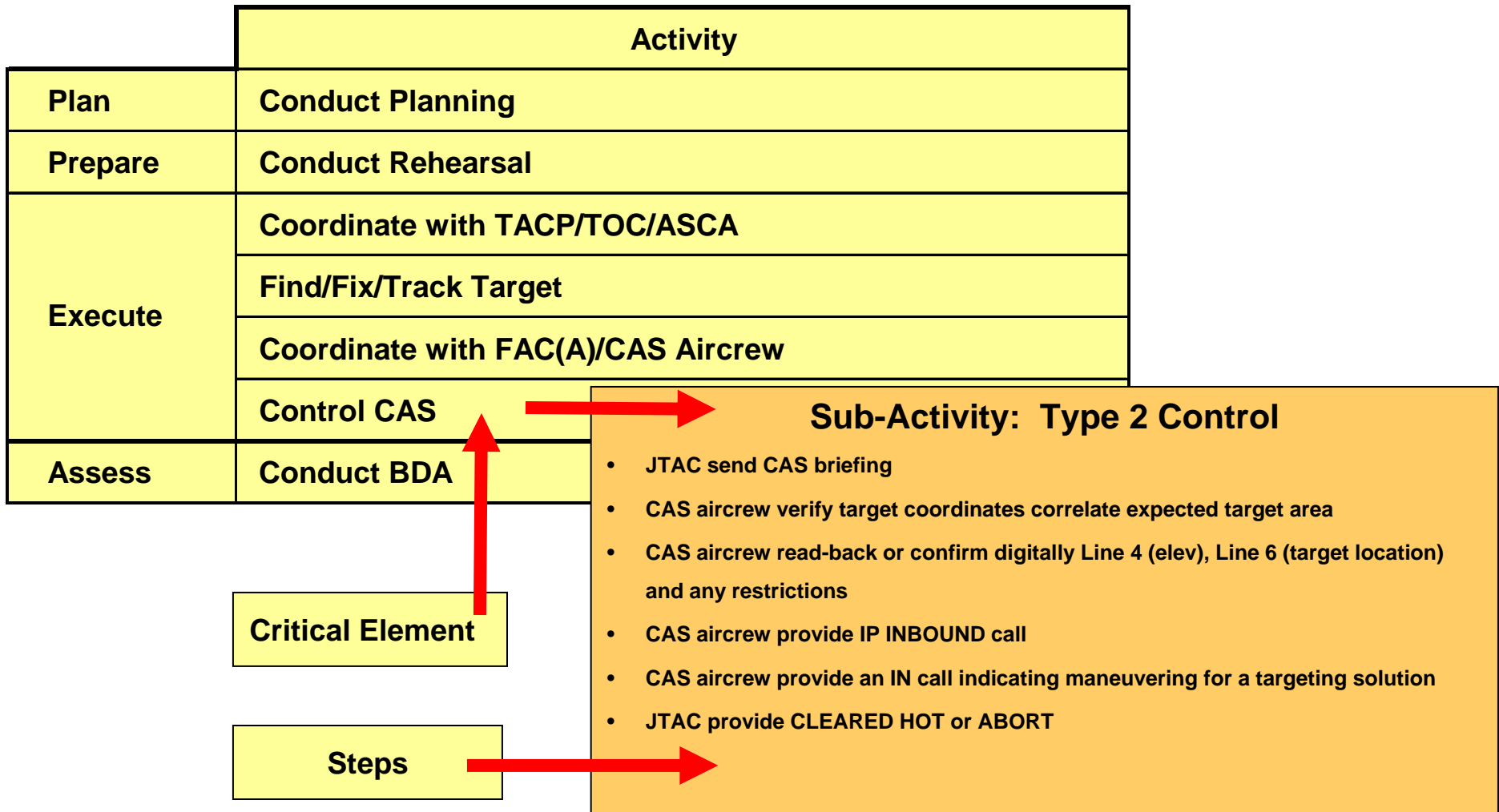
Excerpts from JBMC2 Campaign Plan, Annex A JCAS

Sample Assessment Structure

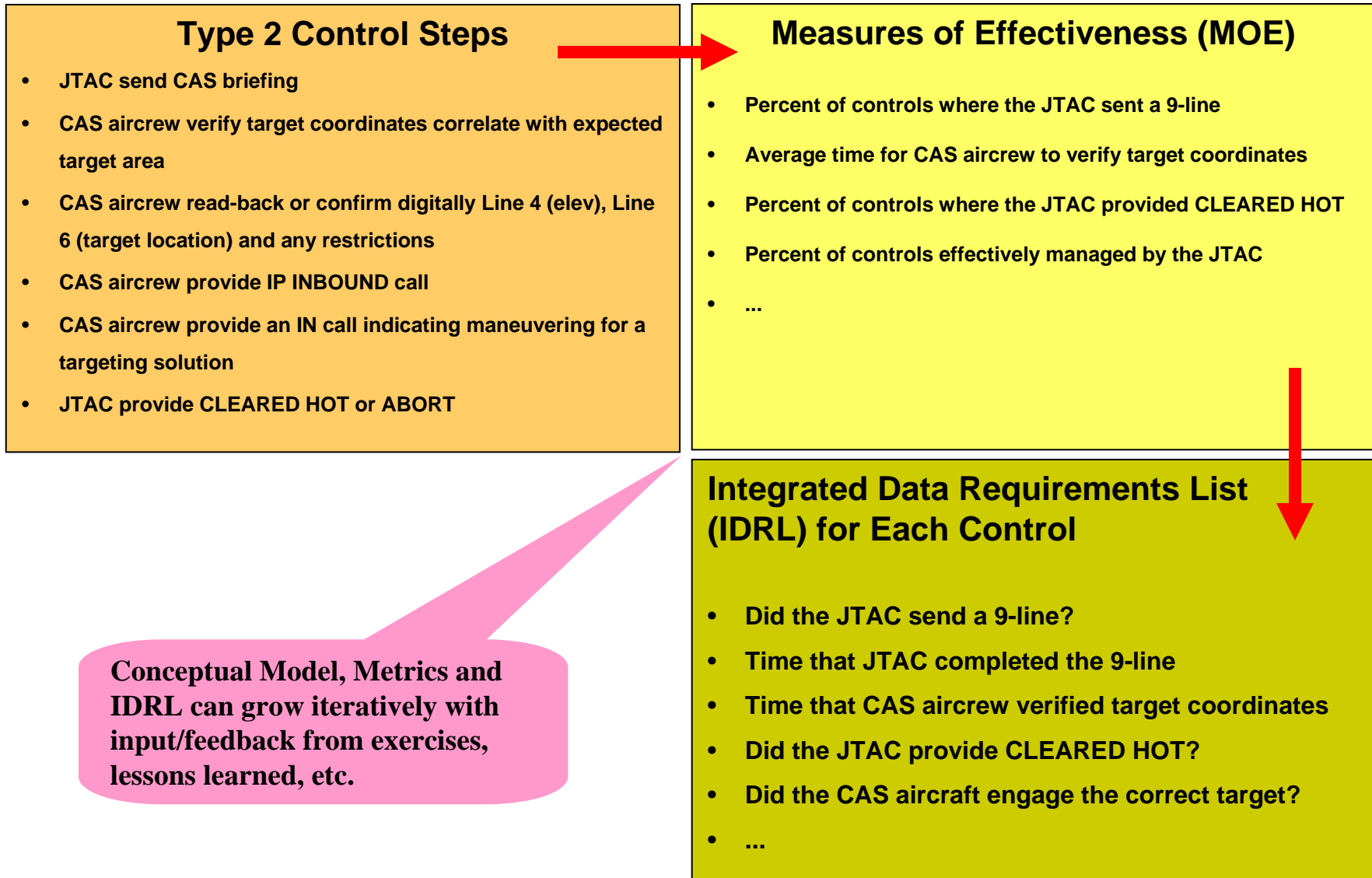


Sample Assessment Structure

JTAC



Sample Assessment Structure

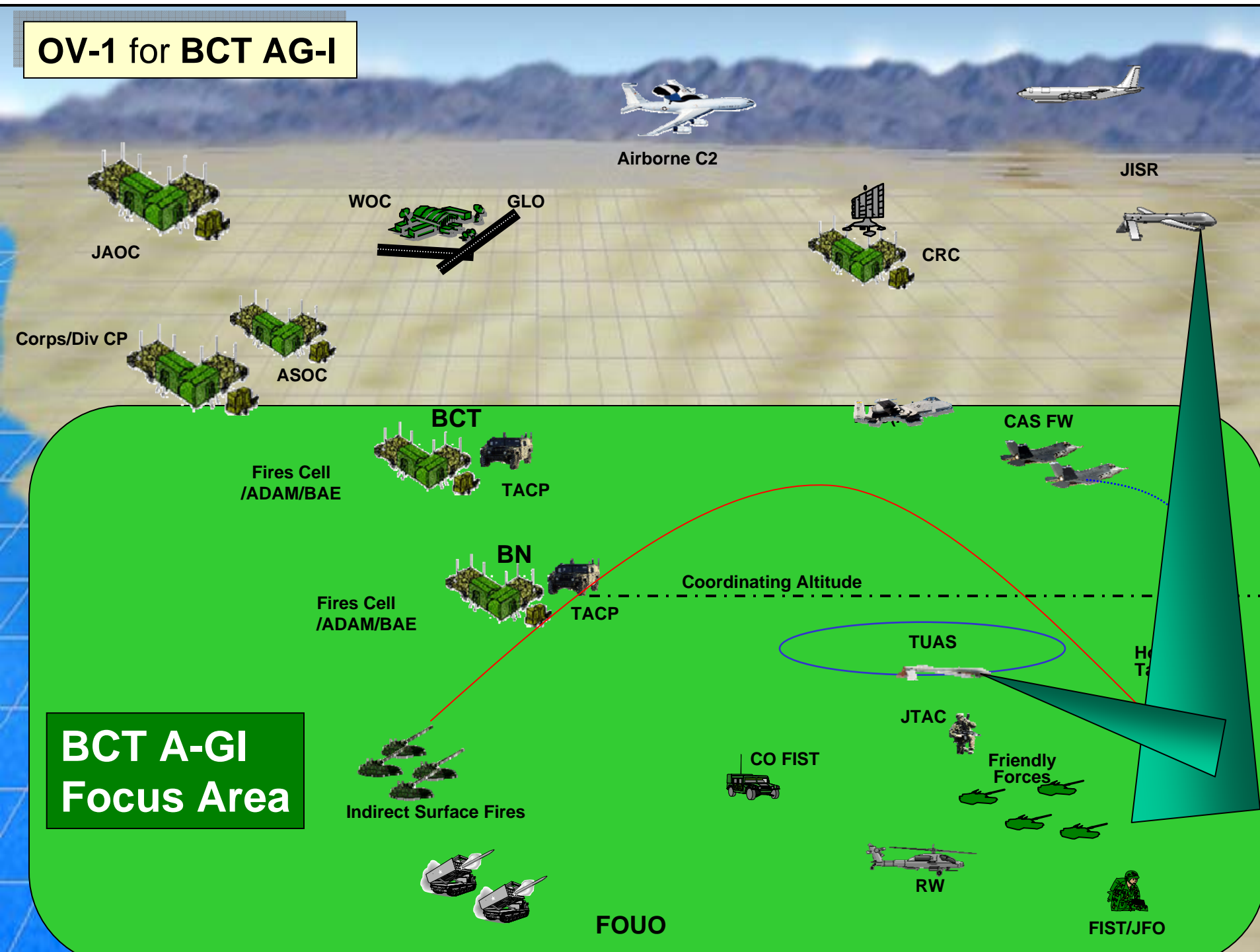


Following slides show use of universal joint tasks in support of JFIIT assessments

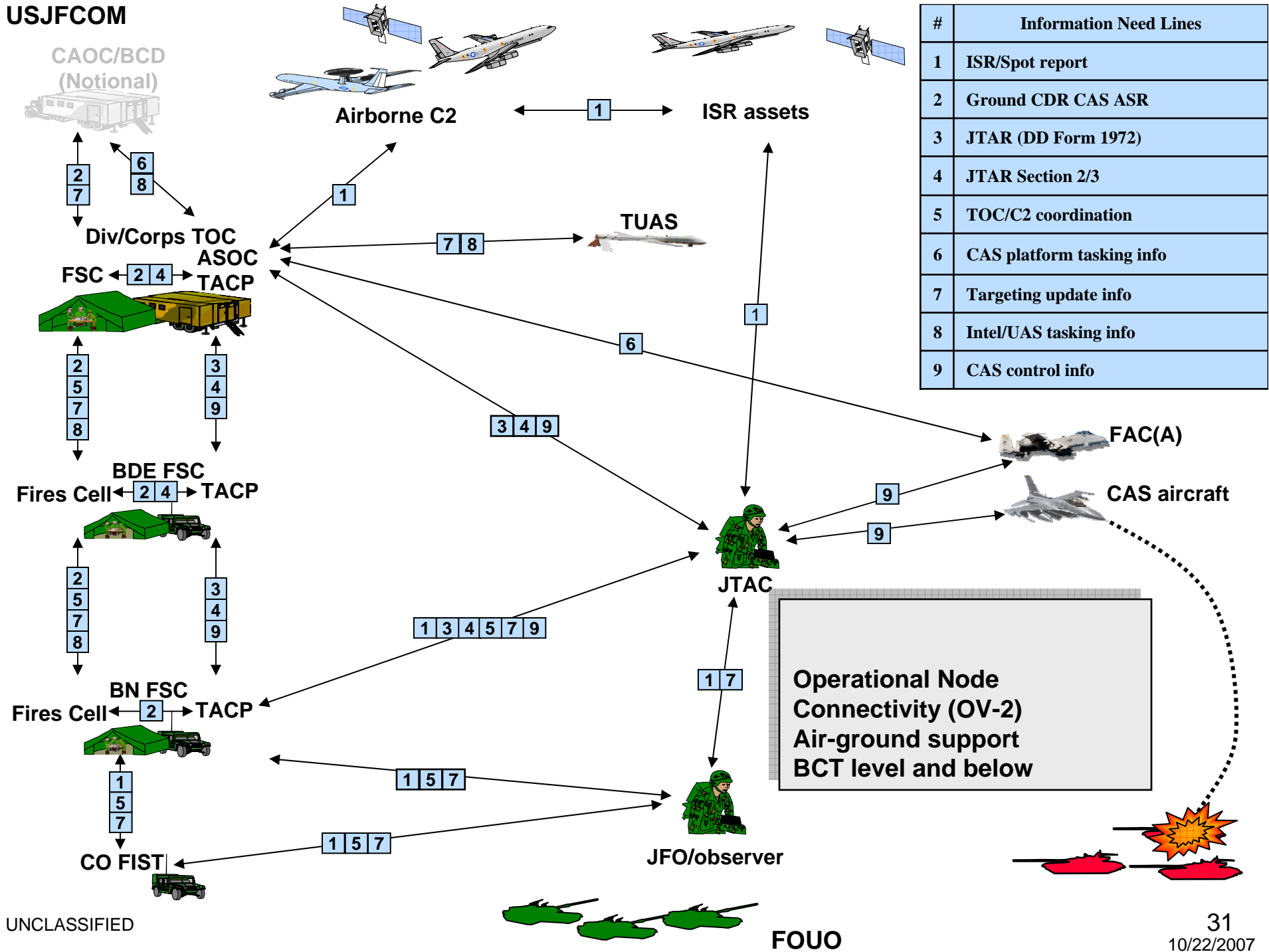
**Following slides from JFIIT Project
(Air-Ground Integration)**

Demonstrates use of more than one task to establish the necessary framework (context) for address of a joint training or capability Issue (requirement)

OV-1 for BCT AG-I



USJFCOM



UNCLASSIFIED

FOUO

BCT A-GI Organizational Relationships (OV-4)

