



Test Technology Division
West Desert Test Center,



U.S. Army Dugway Proving Ground

GENERAL DYNAMICS

Information Technology

A New M&S Tool to Supplant Decontamination Testing: The Decontamination Efficacy Prediction Model (DEPM)

December 13th, 2006

12th Annual ITEA Modeling and Simulation Conference
Las Cruces, New Mexico

Report Documentation Page

Form Approved
OMB No. 0704-0188

Public reporting burden for the collection of information is estimated to average 1 hour per response, including the time for reviewing instructions, searching existing data sources, gathering and maintaining the data needed, and completing and reviewing the collection of information. Send comments regarding this burden estimate or any other aspect of this collection of information, including suggestions for reducing this burden, to Washington Headquarters Services, Directorate for Information Operations and Reports, 1215 Jefferson Davis Highway, Suite 1204, Arlington VA 22202-4302. Respondents should be aware that notwithstanding any other provision of law, no person shall be subject to a penalty for failing to comply with a collection of information if it does not display a currently valid OMB control number.

1. REPORT DATE 13 DEC 2006	2. REPORT TYPE	3. DATES COVERED 00-00-2006 to 00-00-2006			
4. TITLE AND SUBTITLE A New M&S Tool to Supplant Decontamination Testing: The Decontamination Efficacy Prediction Model (DEPM)		5a. CONTRACT NUMBER			
		5b. GRANT NUMBER			
		5c. PROGRAM ELEMENT NUMBER			
6. AUTHOR(S)		5d. PROJECT NUMBER			
		5e. TASK NUMBER			
		5f. WORK UNIT NUMBER			
7. PERFORMING ORGANIZATION NAME(S) AND ADDRESS(ES) U.S. Army Dugway Proving Ground, West Desert Test Center (WD-TT-S), Test Technology Division, Dugway, UT, 84022-5000		8. PERFORMING ORGANIZATION REPORT NUMBER			
9. SPONSORING/MONITORING AGENCY NAME(S) AND ADDRESS(ES)		10. SPONSOR/MONITOR'S ACRONYM(S)			
		11. SPONSOR/MONITOR'S REPORT NUMBER(S)			
12. DISTRIBUTION/AVAILABILITY STATEMENT Approved for public release; distribution unlimited					
13. SUPPLEMENTARY NOTES 12th Annual ITEA Modeling and Simulation Conference, Dec 2006, Las Cruces, NM					
14. ABSTRACT					
15. SUBJECT TERMS					
16. SECURITY CLASSIFICATION OF:			17. LIMITATION OF ABSTRACT Same as Report (SAR)	18. NUMBER OF PAGES 26	19a. NAME OF RESPONSIBLE PERSON
a. REPORT unclassified	b. ABSTRACT unclassified	c. THIS PAGE unclassified			

Authors

**Leonard N. Carter, PhD, WDTC Program Manager for Future
Combat Systems M&S,**

435-831-5131 (DSN 789-5131), pete.carter@us.army.mil

M&S Branch, Test Technology Division,

West Desert Test Center (WD-TT-S)

U.S. Army Dugway Proving Ground

Dugway, Utah 84022-5000

Ted Hayes, Senior Software Engineer,

937-476-2181, ted.hayes@gdit.com

General Dynamics Information Technology

5100 Springfield St, Suite 504

Dayton, Ohio 45431-1261



GENERAL DYNAMICS
Information Technology

DEPM – Slide 2

Approved for public release; Distribution unlimited

Briefing Outline

- History/Background
- Model Structure
 - Key Object Classes
 - Key Objects
- Agent Flow Diagrams
 - Contamination & Aging Phase
 - Decon Phase
 - Residual Hazard Phase
- Questions?



GENERAL DYNAMICS
Information Technology

DEPM – Slide 3

Approved for public release; Distribution unlimited

History/Background

Approved for public release; Distribution unlimited

DEPM – Slide 4

Historical Background

- First envisioned as a way to model the survivability of contaminated equipment to enhance and support decon testing
- Effort initiated in 2003 by the Chemical Test Division of DPG as the Equipment Contamination Survivability Tool (ECS), funded by the Virtual Proving Ground Program of the Army's Developmental Test Command at APG
- Initial phase of effort was the completion of a document search of existing models and databases throughout DoD (2003-2004)



GENERAL DYNAMICS
Information Technology

DEPM – Slide 5

Approved for public release; Distribution unlimited

Historical Background (cont'd)

- In 2005 the Dayton OH branch of Anteon Corp. was selected to begin initial design of the ECS Model architecture
- First demonstration of a proof-of-principle prototype made in September 2005 at DPG. Model development continued through 2006 with VPG funding.
- With termination of the VPG Program in FY2006, the project transitioned to a combined test/model program funded by DTRA/JSTO and led by the Decon Sciences Group at ECBC, with the modeling phase managed by DPG.



GENERAL DYNAMICS
Information Technology

DEPM – Slide 6

Approved for public release; Distribution unlimited

Historical Background (cont'd)

- The ECBC program, known as the CREATIVE project, redirected the modeling effort to simulation of contamination/aging/decontamination of test coupons of various materials in a chamber environment
- Concurrent with the redirection the new model was renamed the Decontamination Efficacy Prediction Model. A second recent change was the purchase of Anteon Corp. by General Dynamics to be part of its new GDIT Division
- Near term effort is directed at reaching a prototype capability for modeling coupon contamination and decontamination (by end of CY06)



GENERAL DYNAMICS
Information Technology

DEPM – Slide 7

Approved for public release; Distribution unlimited

What is the Decontamination Efficacy Prediction Model (DEPM)?

- The DEPM is a software tool designed to simulate the decontamination of material items
- Provides a “Virtual Chamber” to subject simulated items to the four key phases:
 - Contamination
 - Aging
 - Decontamination
 - Residual Hazard



GENERAL DYNAMICS
Information Technology

DEPM – Slide 8

Approved for public release; Distribution unlimited

Potential Benefits of the DEPM

- Not meant to replace all laboratory tests – will complement
- Allows paring down of live testing case matrices
- Allows a wider spectrum of contamination and environmental conditions to be explored
- Provides a platform to test complex items or collections of items – testing not generally possible in chambers with live agent



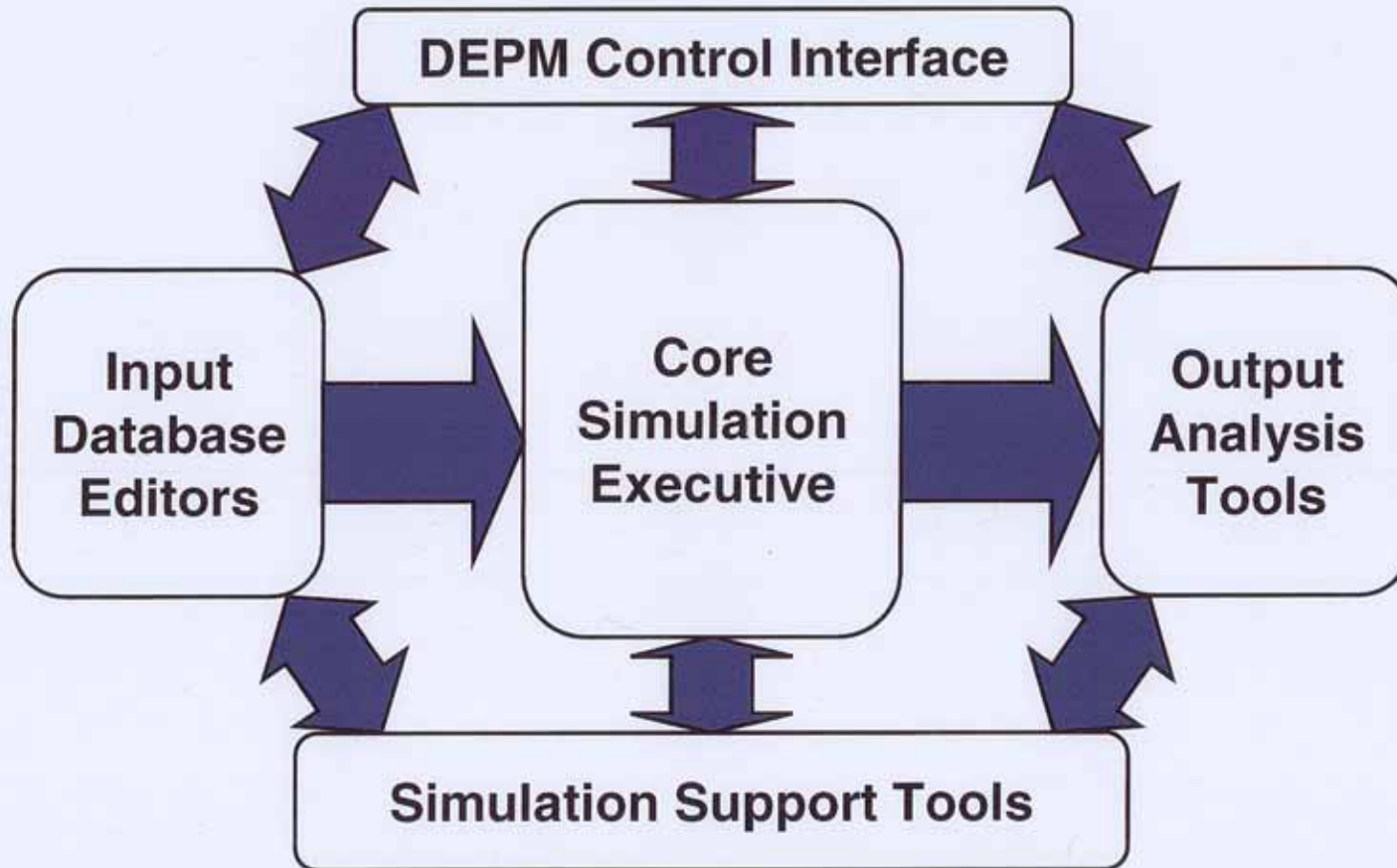
GENERAL DYNAMICS
Information Technology

DEPM – Slide 9

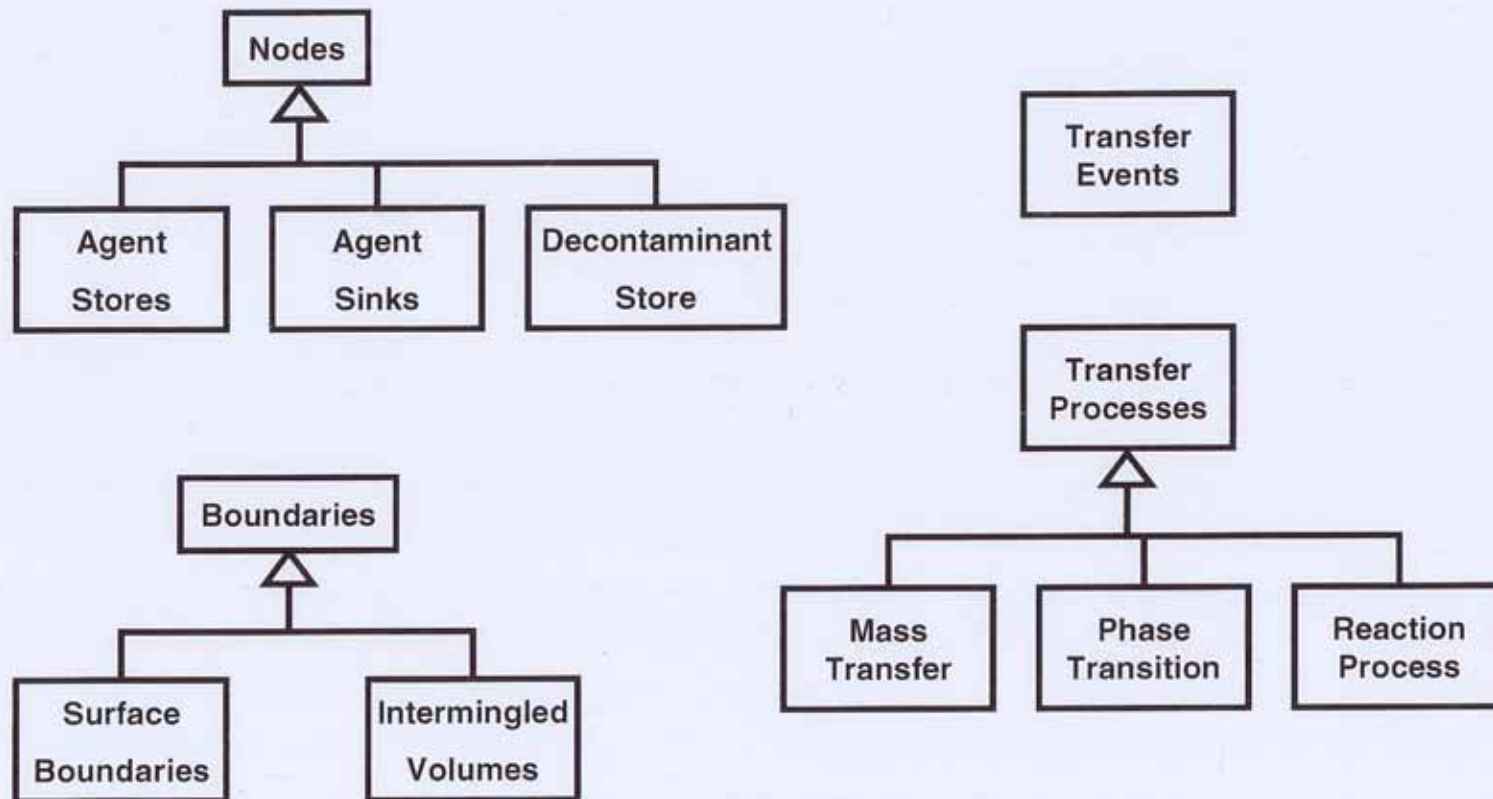
Approved for public release; Distribution unlimited

Model Structure

DEPM Model Structure

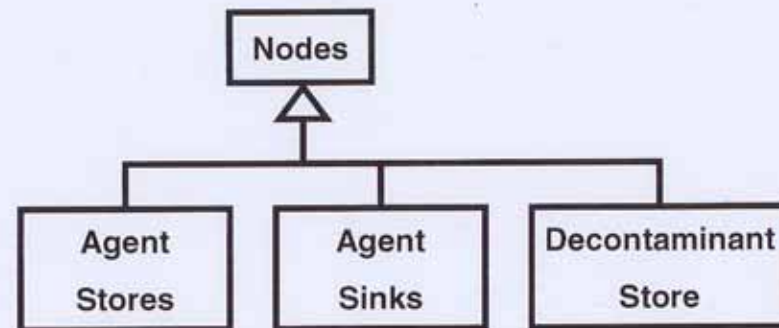


Key Object Classes (Generalized)



Stores and Sinks Object Classes

- Objects of these classes “contain” quantity of agent or decontaminant
- Mass can transfer into or out of Stores
- Mass can only transfer into Sinks
- A store is assumed to be of homogenous material



- Key Object Attributes:
 - Current Mass (units: *mass*)
 - Rate of Change (units: *mass/unit time*)



Transfer Event Object Classes

- **Transfer Events**
Objects are used to represent the transfer of agent mass into or out of a store/sink that is assumed to occur at a discrete point in time (rather than over a period of time)

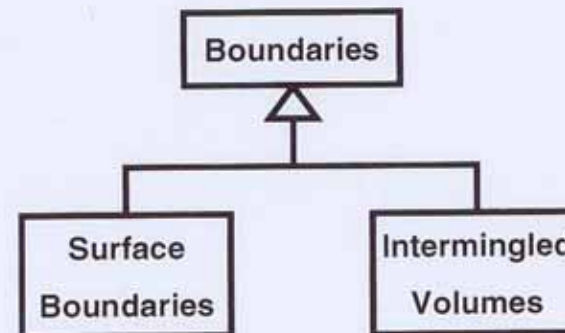
Transfer
Events

- **Key Object Attributes:**
 - **Varies by Specific Object**
 - **Typically: mass, percent/fraction transferred, etc.**



Boundary Object Classes

- **Boundary Objects** represent the “boundary” between agent stores/sinks
- These objects work with **Transfer Process Objects** to represent the flow of agent from store to store/sink
- “**Intermingled Volumes**” are used to represent the boundary between agent/decontaminant stores that occupy the same “space” – typically used with reaction processes

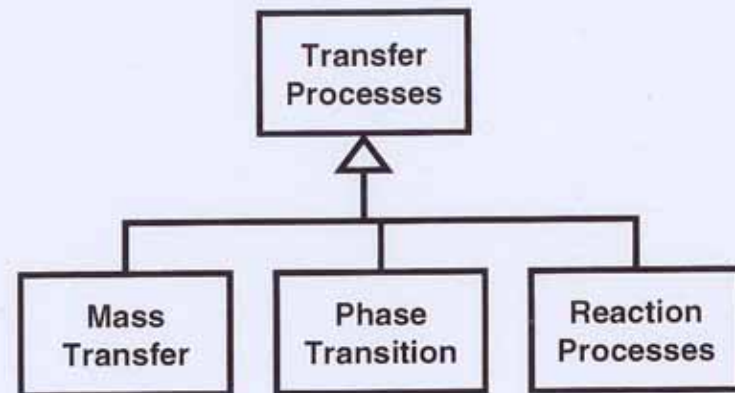


- **Key Surface Object Attributes:**
 - **Surface Area** (units: *area*)
- **Key Volume Object Attributes:**
 - **Volume** (units: *volume*)



Transfer Object Classes

- **Transfer Objects work with Boundary Objects to represent the transfer/ transformation of agent mass between stores and sinks**



Agent Flow Diagrams

Agent Flow Diagrams

- The following slides show the general flow of agent mass from store to store/sink via boundaries using various transfer processes



Agent



Decontaminant



Reaction Product



GENERAL DYNAMICS
Information Technology

DEPM – Slide 18

Approved for public release; Distribution unlimited

Phases Represented in Simulation

- Contamination & Aging
- Decontamination
 - Physical Removal
 - Vapor – Vapor Decon
 - Surface Decon
 - Substrate Penetration Decon
- Residual Hazard
 - Residual Evaporation
 - Contact Hazard

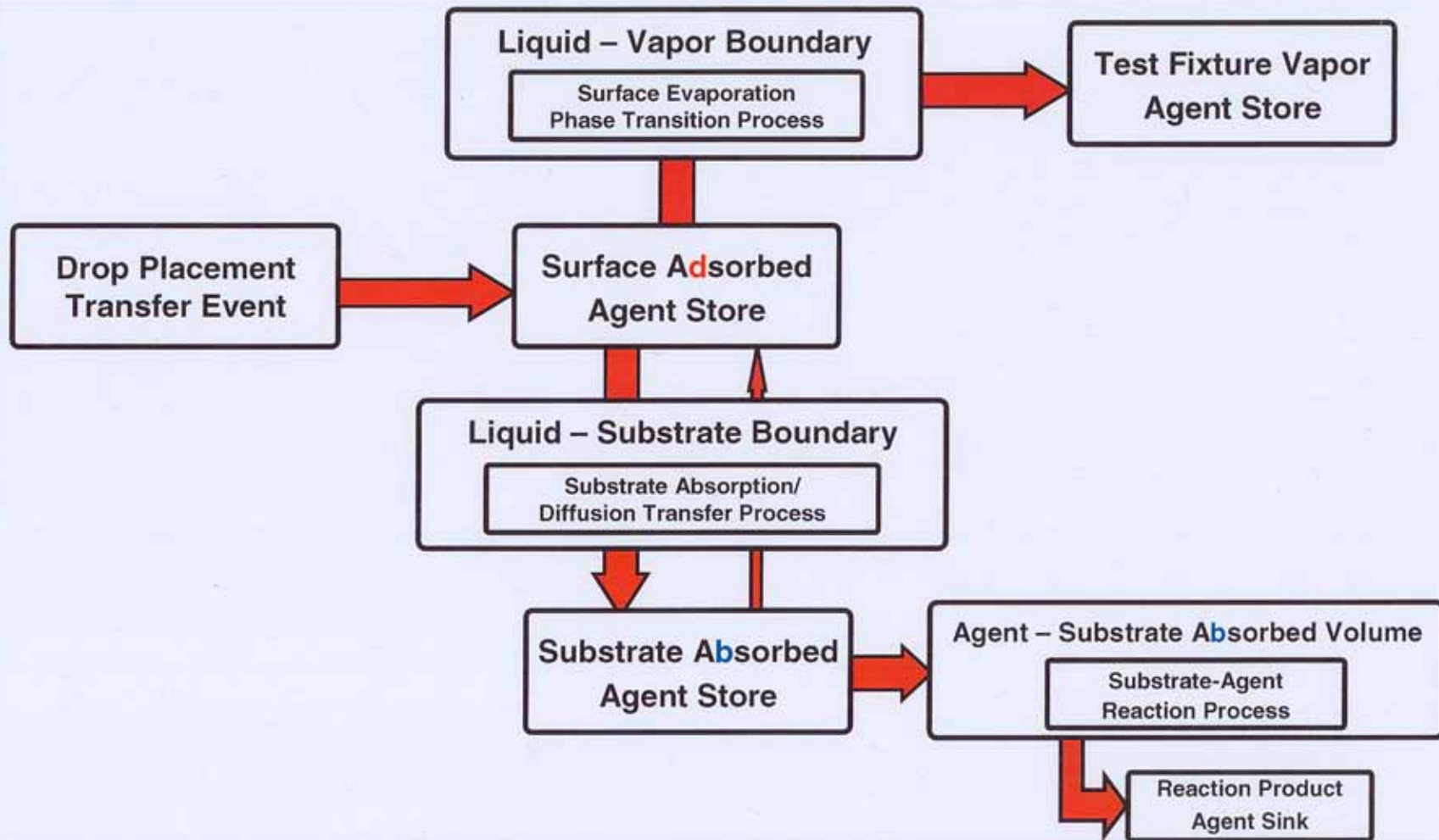


GENERAL DYNAMICS
Information Technology

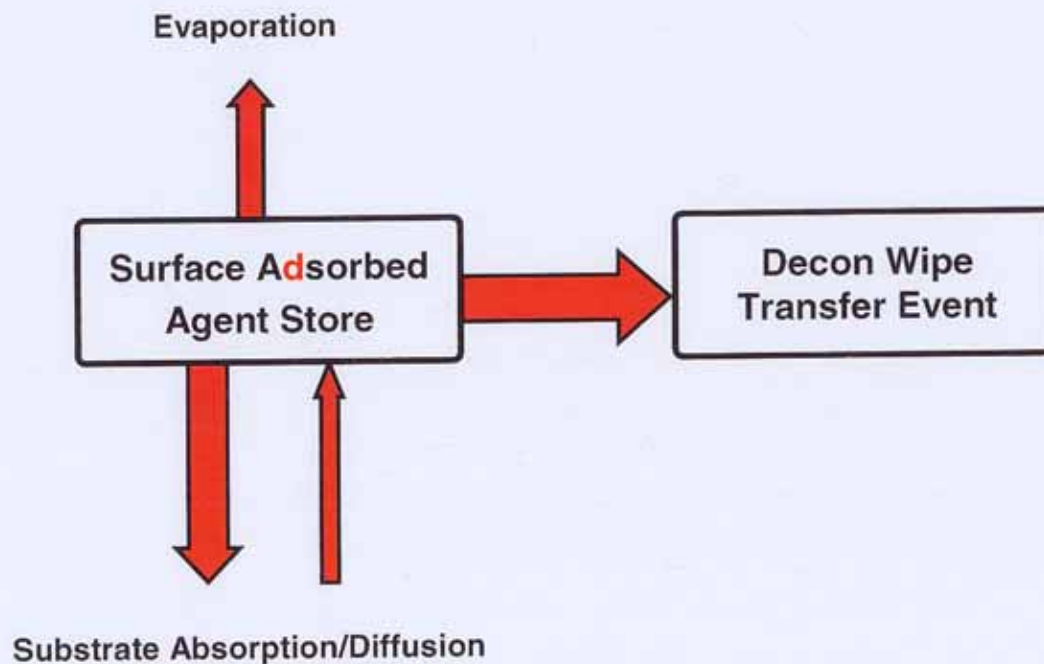
DEPM – Slide 19

Approved for public release; Distribution unlimited

Agent Flow: Contamination & Aging Phase



Agent Flow: Decontamination Phase (Physical Removal)

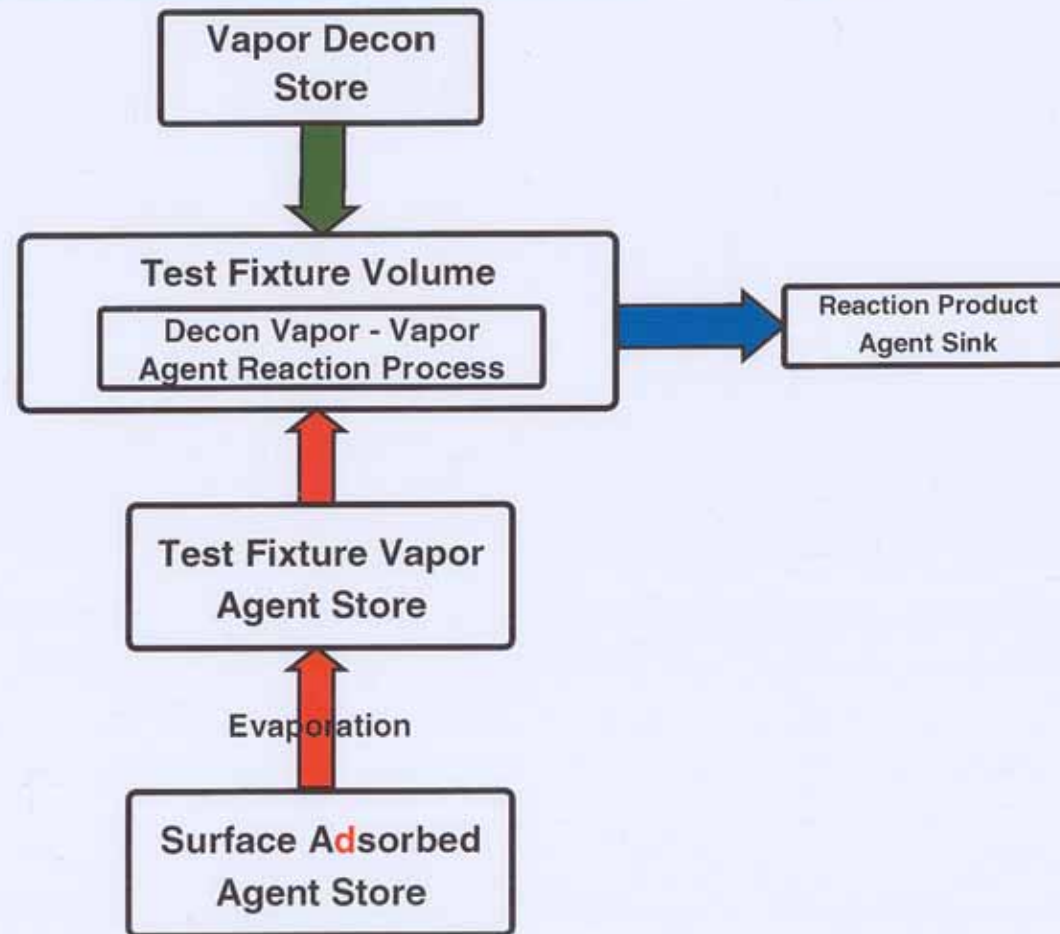


GENERAL DYNAMICS
Information Technology

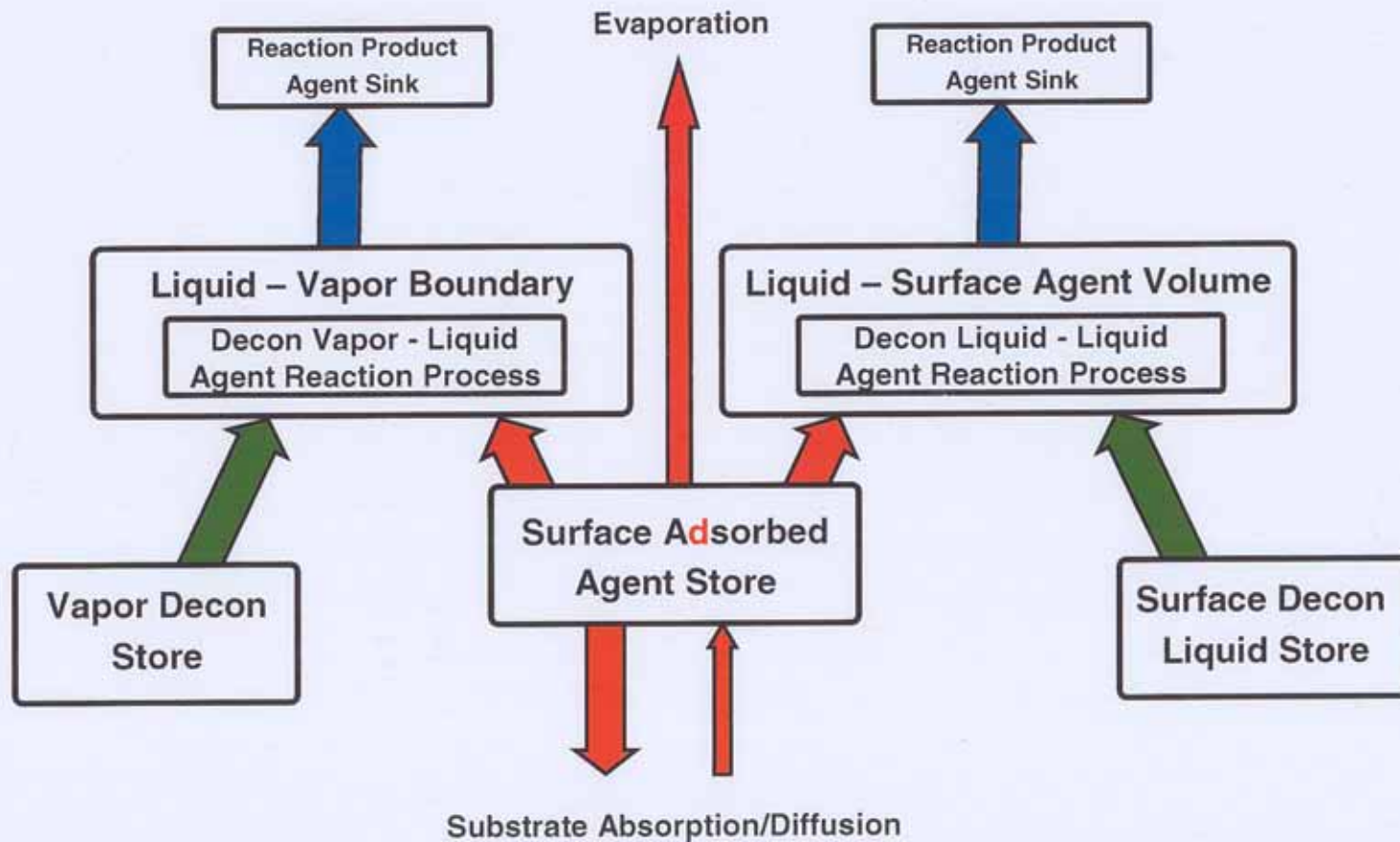
DEPM – Slide 21

Approved for public release; Distribution unlimited

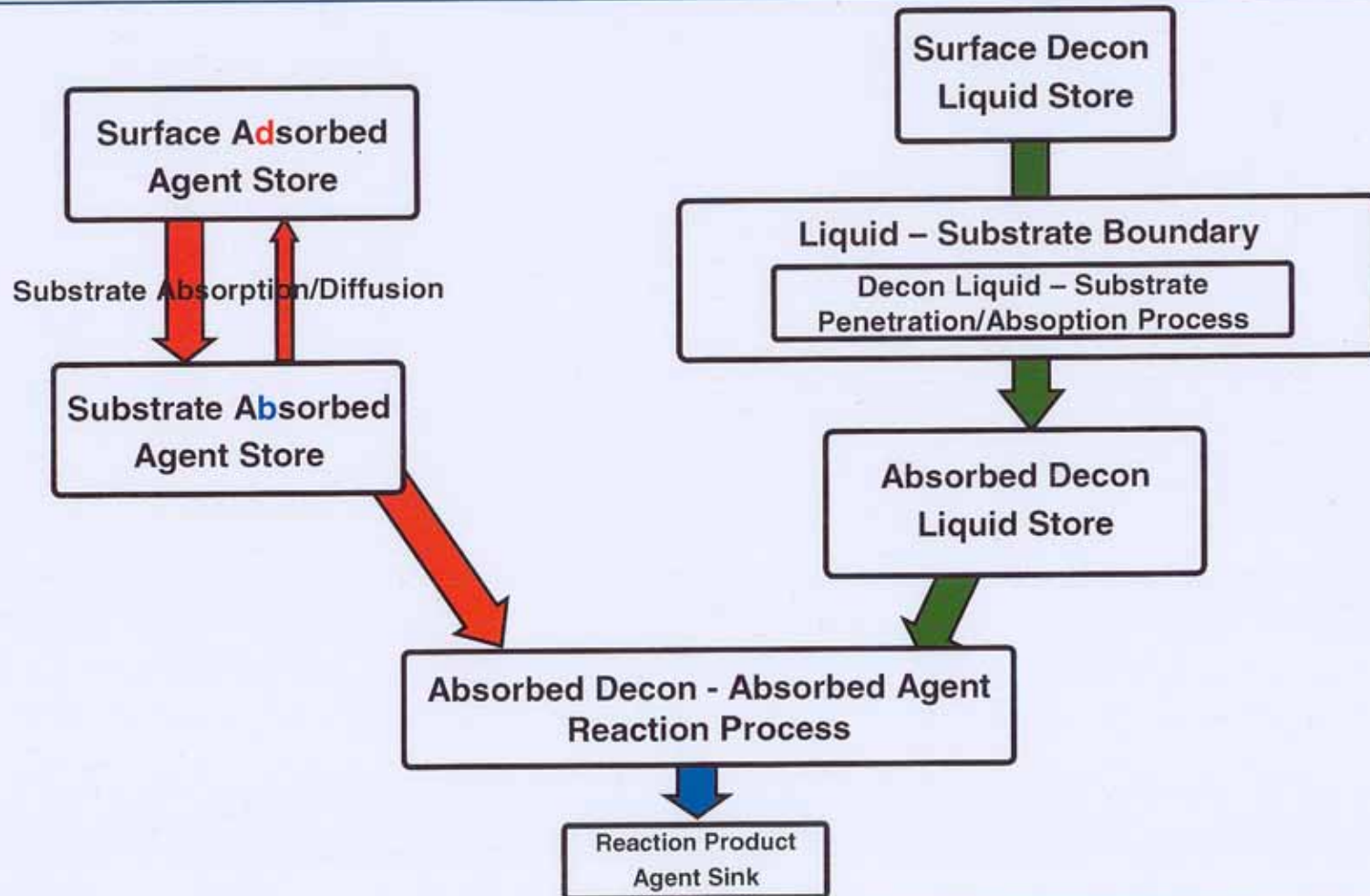
Agent Flow: Decontamination Phase (Vapor - Vapor Decon)



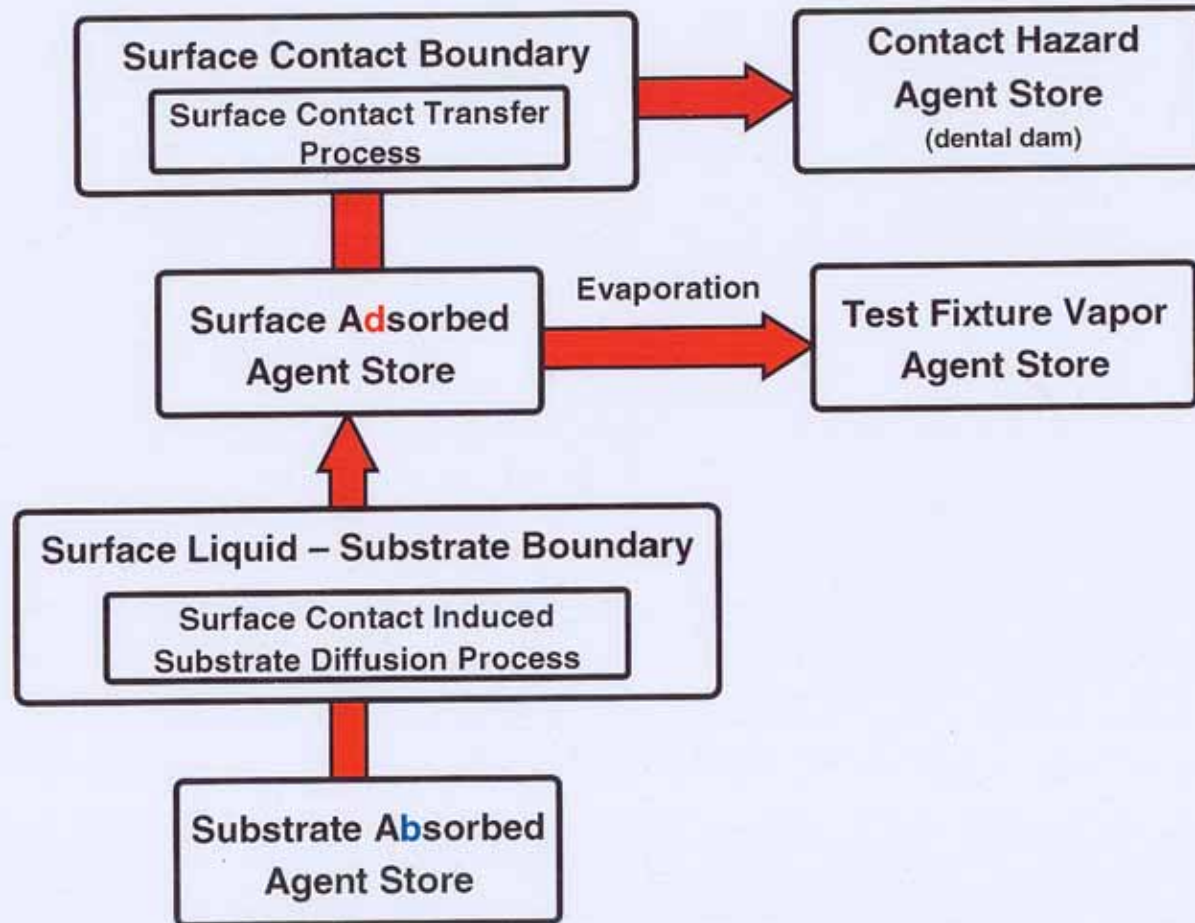
Agent Flow: Decontamination Phase (Surface Decon)



Agent Flow: Decontamination Phase (Substrate Penetration Decon)



Agent Flow: Residual Hazard Phase



In Summary

- Proof-of-Principle Prototype (as the ECS Model) has been completed and demonstrated at end of FY05
- Current development effort is projected to reach limited decontamination efficacy prediction capability by end of CY06
- Incorporation of more detailed and advanced functionality will continue in FY07 to allow for more realistic simulations of live agent coupon contamination, aging, and decontamination, the level of effort commensurate with funding



GENERAL DYNAMICS
Information Technology

DEPM – Slide 26

Approved for public release; Distribution unlimited