

## Report Documentation Page

*Form Approved*  
*OMB No. 0704-0188*

Public reporting burden for the collection of information is estimated to average 1 hour per response, including the time for reviewing instructions, searching existing data sources, gathering and maintaining the data needed, and completing and reviewing the collection of information. Send comments regarding this burden estimate or any other aspect of this collection of information, including suggestions for reducing this burden, to Washington Headquarters Services, Directorate for Information Operations and Reports, 1215 Jefferson Davis Highway, Suite 1204, Arlington VA 22202-4302. Respondents should be aware that notwithstanding any other provision of law, no person shall be subject to a penalty for failing to comply with a collection of information if it does not display a currently valid OMB control number.

1. REPORT DATE <b>2008</b>	2. REPORT TYPE	3. DATES COVERED <b>00-00-2008 to 00-00-2008</b>	
4. TITLE AND SUBTITLE <b>Design of a High Power W-Band Maser based on a Two Dimensional Periodic Structure</b>		5a. CONTRACT NUMBER	
		5b. GRANT NUMBER	
		5c. PROGRAM ELEMENT NUMBER	
6. AUTHOR(S)		5d. PROJECT NUMBER	
		5e. TASK NUMBER	
		5f. WORK UNIT NUMBER	
7. PERFORMING ORGANIZATION NAME(S) AND ADDRESS(ES) <b>SUPA, Department of Physics, University of Strathclyde, 107 Rottenrow, Glasgow, United Kingdom, G4 0NG,</b>		8. PERFORMING ORGANIZATION REPORT NUMBER	
9. SPONSORING/MONITORING AGENCY NAME(S) AND ADDRESS(ES)		10. SPONSOR/MONITOR'S ACRONYM(S)	
		11. SPONSOR/MONITOR'S REPORT NUMBER(S)	
12. DISTRIBUTION/AVAILABILITY STATEMENT <b>Approved for public release; distribution unlimited</b>			
13. SUPPLEMENTARY NOTES <b>See also ADM002087. Proceedings of the 2008 IEEE International Vacuum Electronic Conference (9th) (IVEC 2008) Held in Monterey, CA on April 22-24, 2008. U.S. Government or Federal Rights License</b>			
14. ABSTRACT			
15. SUBJECT TERMS			
16. SECURITY CLASSIFICATION OF:			17. LIMITATION OF ABSTRACT <b>Same as Report (SAR)</b>
a. REPORT <b>unclassified</b>	b. ABSTRACT <b>unclassified</b>	c. THIS PAGE <b>unclassified</b>	
			18. NUMBER OF PAGES <b>2</b>
			19a. NAME OF RESPONSIBLE PERSON

# P2.25: Design of a High Power W-Band Maser based on a Two Dimensional Periodic Structure

Lorna Fisher, Ivan V. Konoplev, Adrian W. Cross, Alan D. R. Phelps

SUPA, Department of Physics,  
University of Strathclyde,  
107 Rottenrow, Glasgow, United Kingdom, G4 0NG,  
Telephone: +44(0)141-548-4272,  
Email: l.fisher@strath.ac.uk

**Abstract:** High power millimetre-wave sources operating in the W-band (75GHz-110GHz) frequency range are important for a number of applications. This work will focus on the design and construction of a high power maser operating in the W-band frequency range, which can be capable of generating spatially and temporally coherent radiation at a power of at least 10 MW.

**Keywords:** Cherenkov; high power; W-Band; millimetre-wave; oversized; periodic structure; induced feedback.

## Introduction

In order to generate high levels of power, an electron beam that is oversized, with respect to the wavelength of operation, may be used. This allows any problems associated with high electromagnetic power density; such as electric field breakdown inside the interaction space, to be overcome. A periodic structure can be utilized as the feedback mechanism when an oversized beam is used [1-3]. The periodic lattice is in the form of a two dimensional corrugated structure which acts to synchronise the radiation from different parts of the annular electron beam, while at the same time ensuring spatial and temporal coherence of the radiation. The design and simulation of a W-band maser, which is driven by an oversized annular electron beam and where the interaction region is in the form of a periodic lattice, is presented here. The dependence of the maser's operation with driving electron beam current, as well as guiding magnetic field, are considered, with results presented and discussed. Analysis of the depth of corrugation on maser performance is also studied.

## Study of a Cherenkov Maser

Numerical studies of a Cherenkov Maser have been carried out in order to maximize the achievable output power of such a device. This is achieved by means of optimizing various design parameters, including the guide magnetic field, electron beam current, and depth of corrugation. Numerical simulations are performed using the 3D Particle in Cell code MAGIC, where the maser design is based on a cylindrical waveguide with a doubly periodic corrugation inserted at the walls, fig. 1. The radius of the cavity is 1cm and the length of the interaction region is 6.4cm. The maser is immersed in a uniform guide magnetic field and is driven by a 100A electron beam, of radius 0.86cm, having single

particle energy of 300kV and a pulse length of 10ns. The electron beam propagates through the interaction region and is dumped by a coil at the end of the interaction space, fig. 1. Let it be noted that this numerical work is constructed for one azimuthal period of corrugation only.

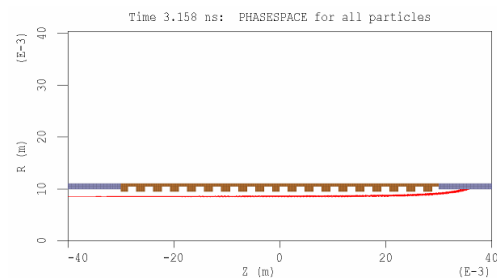


Figure 1. Longitudinal cross sectional view of the Cherenkov Maser showing the electron beam interacting with the structure to generate radiation.

## Numerical Results

*Variation of structure depth:* The first case considered was a variation in magnetic field amplitude. This was varied from 0.5 to 8 Tesla in steps of 0.5T. Results show the operating frequency to be ~91.3GHz, fig. 2. The variation in power generated with magnetic field amplitude is shown by fig. 3. Maximum production of power was achieved when the magnetic field amplitude was set to equal 6 Tesla, corresponding to an output of approximately 23MW, fig. 3.

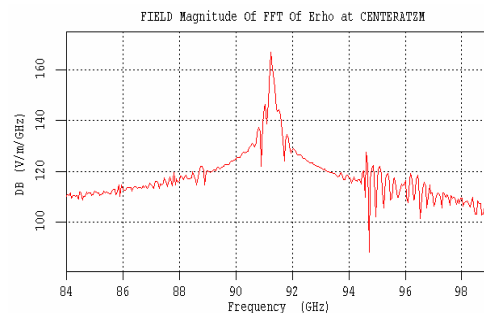
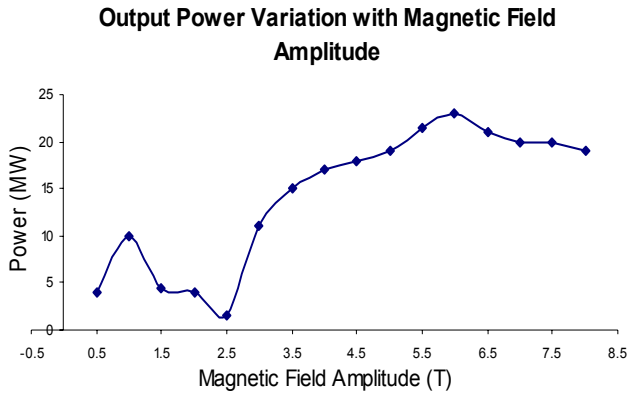
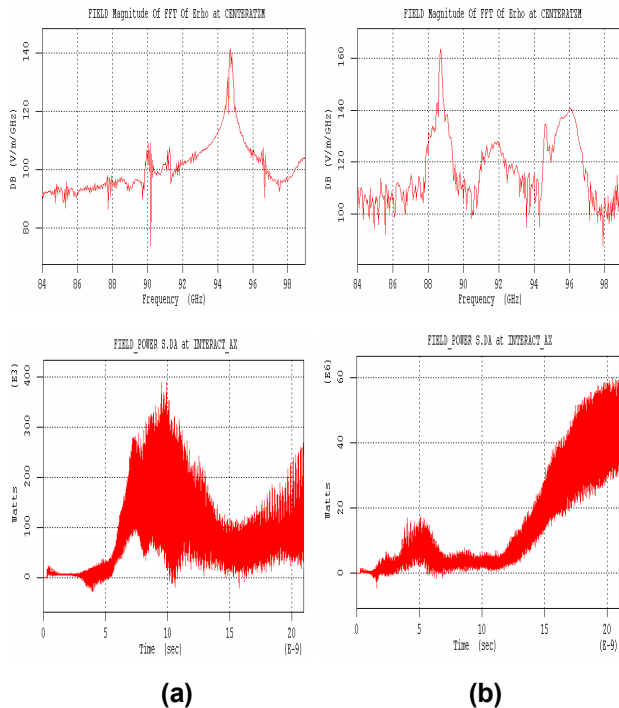


Figure 2. Output spectrum of the Cherenkov maser operating at a frequency of ~91.3GHz.



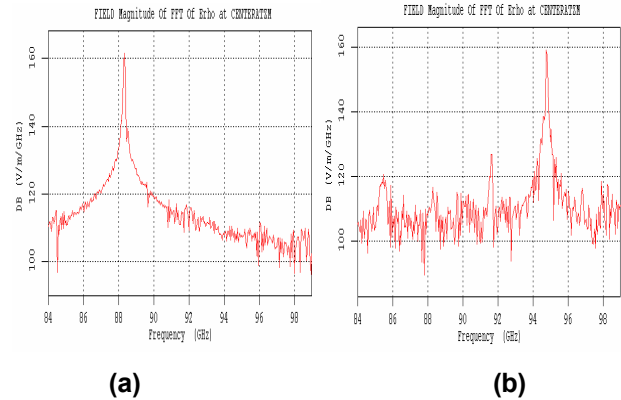
**Figure 3.** Plot relating the radiation power to the strength of the applied magnetic field.

*Variation of Electron Beam Current:* Numerical work involving the electron beam current dependence was also examined. The current was varied from 25A to 200A in steps of 25A, with the magnetic field amplitude fixed at 6 Tesla. Application of a 25A electron beam resulted in the production of ~0.2MW output power at the single frequency of ~94GHz, fig 4a. This is in contrast to the case when a 200A beam is used, which generates ~60MW as a result of the excitation of several frequencies in the range 88 – 97GHz, fig. 4b.



**Figure 4.** Results of numerical studies into a Cherenkov Maser when driven by an electron beam having current a) 25A , and b) 200A.

*Variation of structure depth:* Simulations corresponding to various depths of corrugation from 0.8 – 1.2mm were also considered and were conducted using the optimum magnetic field amplitude value of 6 Tesla. Initial results indicate there is a general increase in power generation as the depth of corrugation is increased. In addition to this, there was also a variation in the frequency of operation, with an output of ~88GHz occurring when the depth of 0.8mm is used, fig. 5a, in comparison to a depth of 1.2mm which operates at ~95GHz, fig. 5b.



**Figure 5.** Results showing the spectrum of output radiation produced by the Maser as operated using a corrugation depth of a) 0.8mm and, b) 1.2mm.

Future work will involve further study and analysis of the Cherenkov maser prior to the construction of an experiment.

**References**

1. A. W. Cross, et al., J. Appl. Phys., 93(3), p.2208, 2003.
2. N. S. Ginzburg, et al., J. Appl. Phys., 92(3), p.1619, 2002.
3. I. V. Konoplev, et al., Phys. Rev. Lett., 96, 035002, 2006.

**Acknowledgements**

The author would like to thank the EPSRC for supporting the studentship and also the UK Faraday Partnership in High Power RF for supplying the MAGIC code.