

Potential Flow Forces and Moments from Selected Ship Flow Codes in a Set of Numerical Experiments

Appendix E — Time History Plots for Prescribed Pitch Motion of Model 5613

Report Documentation Page

*Form Approved
OMB No. 0704-0188*

Public reporting burden for the collection of information is estimated to average 1 hour per response, including the time for reviewing instructions, searching existing data sources, gathering and maintaining the data needed, and completing and reviewing the collection of information. Send comments regarding this burden estimate or any other aspect of this collection of information, including suggestions for reducing this burden, to Washington Headquarters Services, Directorate for Information Operations and Reports, 1215 Jefferson Davis Highway, Suite 1204, Arlington VA 22202-4302. Respondents should be aware that notwithstanding any other provision of law, no person shall be subject to a penalty for failing to comply with a collection of information if it does not display a currently valid OMB control number.

1. REPORT DATE 01 MAY 2008	2. REPORT TYPE N/A	3. DATES COVERED -	
4. TITLE AND SUBTITLE Potential Flow Forces and Moments from Selected Ship Flow Codes in a Set of Numerical Experiments Appendix E Time History Plots for Prescribed Pitch Motion of Model 5613		5a. CONTRACT NUMBER	
		5b. GRANT NUMBER	
		5c. PROGRAM ELEMENT NUMBER	
6. AUTHOR(S)		5d. PROJECT NUMBER	
		5e. TASK NUMBER	
		5f. WORK UNIT NUMBER	
7. PERFORMING ORGANIZATION NAME(S) AND ADDRESS(ES) Naval Surface Warfare Center Carderock Division 9500 Macarthur Boulevard West Bethesda, MD 20817-5700		8. PERFORMING ORGANIZATION REPORT NUMBER	
9. SPONSORING/MONITORING AGENCY NAME(S) AND ADDRESS(ES)		10. SPONSOR/MONITOR'S ACRONYM(S)	
		11. SPONSOR/MONITOR'S REPORT NUMBER(S)	
12. DISTRIBUTION/AVAILABILITY STATEMENT Approved for public release, distribution unlimited			
13. SUPPLEMENTARY NOTES See also ADM002134. Potential Flow Forces and Moments from Selected Ship Flow Codes in a Set of Numerical Experiments, The original document contains color images.			
14. ABSTRACT			
15. SUBJECT TERMS			
16. SECURITY CLASSIFICATION OF:			17. LIMITATION OF ABSTRACT UU
a. REPORT unclassified	b. ABSTRACT unclassified	c. THIS PAGE unclassified	
19a. NAME OF RESPONSIBLE PERSON			

TASK 1/PITCH MOTION/MODEL 5613

Contents

	<i>Page</i>
Figures	E-2
Tables	E-23
Introduction	E-74

Figures

	<i>Page</i>
E-1. Time history of θ for one period at amplitude = 1.00 deg, frequency = 0.2079 rad/s, $F_n = 0.0$ in the case of prescribed pitch motion of Model 5613 scaled to $L = 154$ m.	E-75
E-2. Time history of θ for one period at amplitude = 1.75 deg, frequency = 0.2079 rad/s, $F_n = 0.0$ in the case of prescribed pitch motion of Model 5613 scaled to $L = 154$ m.	E-77
E-3. Time history of θ for one period at amplitude = 2.50 deg, frequency = 0.2079 rad/s, $F_n = 0.0$ in the case of prescribed pitch motion of Model 5613 scaled to $L = 154$ m.	E-79
E-4. Time history of θ for one period at amplitude = 3.75 deg, frequency = 0.2079 rad/s, $F_n = 0.0$ in the case of prescribed pitch motion of Model 5613 scaled to $L = 154$ m.	E-81
E-5. Time history of θ for one period at amplitude = 5.00 deg, frequency = 0.2079 rad/s, $F_n = 0.0$ in the case of prescribed pitch motion of Model 5613 scaled to $L = 154$ m.	E-83
E-6. Time history of θ for one period at amplitude = 1.00 deg, frequency = 0.3831 rad/s, $F_n = 0.0$ in the case of prescribed pitch motion of Model 5613 scaled to $L = 154$ m.	E-85
E-7. Time history of θ for one period at amplitude = 1.75 deg, frequency = 0.3831 rad/s, $F_n = 0.0$ in the case of prescribed pitch motion of Model 5613 scaled to $L = 154$ m.	E-87
E-8. Time history of θ for one period at amplitude = 2.50 deg, frequency = 0.3831 rad/s, $F_n = 0.0$ in the case of prescribed pitch motion of Model 5613 scaled to $L = 154$ m.	E-89
E-9. Time history of θ for one period at amplitude = 3.75 deg, frequency = 0.3831 rad/s, $F_n = 0.0$ in the case of prescribed pitch motion of Model 5613 scaled to $L = 154$ m.	E-91
E-10. Time history of θ for one period at amplitude = 5.00 deg, frequency = 0.3831 rad/s, $F_n = 0.0$ in the case of prescribed pitch motion of Model 5613 scaled to $L = 154$ m.	E-93
E-11. Time history of θ for one period at amplitude = 1.00 deg, frequency = 1.1000 rad/s, $F_n = 0.0$ in the case of prescribed pitch motion of Model 5613 scaled to $L = 154$ m.	E-95

TASK 1/PITCH MOTION/MODEL 5613

E-12.	Time history of θ for one period at amplitude = 1.75 deg, frequency = 1.1000 rad/s, $F_n = 0.0$ in the case of prescribed pitch motion of Model 5613 scaled to $L = 154$ m.	E-97
E-13.	Time history of θ for one period at amplitude = 2.50 deg, frequency = 1.1000 rad/s, $F_n = 0.0$ in the case of prescribed pitch motion of Model 5613 scaled to $L = 154$ m.	E-99
E-14.	Time history of θ for one period at amplitude = 3.75 deg, frequency = 1.1000 rad/s, $F_n = 0.0$ in the case of prescribed pitch motion of Model 5613 scaled to $L = 154$ m.	E-101
E-15.	Time history of θ for one period at amplitude = 5.00 deg, frequency = 1.1000 rad/s, $F_n = 0.0$ in the case of prescribed pitch motion of Model 5613 scaled to $L = 154$ m.	E-103
E-16.	Time history of θ for one period at amplitude = 1.00 deg, frequency = 0.2079 rad/s, $F_n = 0.3$ in the case of prescribed pitch motion of Model 5613 scaled to $L = 154$ m.	E-105
E-17.	Time history of θ for one period at amplitude = 1.75 deg, frequency = 0.2079 rad/s, $F_n = 0.3$ in the case of prescribed pitch motion of Model 5613 scaled to $L = 154$ m.	E-107
E-18.	Time history of θ for one period at amplitude = 2.50 deg, frequency = 0.2079 rad/s, $F_n = 0.3$ in the case of prescribed pitch motion of Model 5613 scaled to $L = 154$ m.	E-109
E-19.	Time history of θ for one period at amplitude = 3.75 deg, frequency = 0.2079 rad/s, $F_n = 0.3$ in the case of prescribed pitch motion of Model 5613 scaled to $L = 154$ m.	E-111
E-20.	Time history of θ for one period at amplitude = 5.00 deg, frequency = 0.2079 rad/s, $F_n = 0.3$ in the case of prescribed pitch motion of Model 5613 scaled to $L = 154$ m.	E-113
E-21.	Time history of θ for one period at amplitude = 1.00 deg, frequency = 0.3831 rad/s, $F_n = 0.3$ in the case of prescribed pitch motion of Model 5613 scaled to $L = 154$ m.	E-115
E-22.	Time history of θ for one period at amplitude = 1.75 deg, frequency = 0.3831 rad/s, $F_n = 0.3$ in the case of prescribed pitch motion of Model 5613 scaled to $L = 154$ m.	E-117
E-23.	Time history of θ for one period at amplitude = 2.50 deg, frequency = 0.3831 rad/s, $F_n = 0.3$ in the case of prescribed pitch motion of Model 5613 scaled to $L = 154$ m.	E-119
E-24.	Time history of θ for one period at amplitude = 3.75 deg, frequency = 0.3831 rad/s, $F_n = 0.3$ in the case of prescribed pitch motion of Model 5613 scaled to $L = 154$ m.	E-121
E-25.	Time history of θ for one period at amplitude = 5.00 deg, frequency = 0.3831 rad/s, $F_n = 0.3$ in the case of prescribed pitch motion of Model 5613 scaled to $L = 154$ m.	E-123

TASK 1/PITCH MOTION/MODEL 5613

E-26.	Time history of θ for one period at amplitude = 1.00 deg, frequency = 1.1000 rad/s, $F_n = 0.3$ in the case of prescribed pitch motion of Model 5613 scaled to $L = 154$ m.	E-125
E-27.	Time history of θ for one period at amplitude = 1.75 deg, frequency = 1.1000 rad/s, $F_n = 0.3$ in the case of prescribed pitch motion of Model 5613 scaled to $L = 154$ m.	E-127
E-28.	Time history of θ for one period at amplitude = 2.50 deg, frequency = 1.1000 rad/s, $F_n = 0.3$ in the case of prescribed pitch motion of Model 5613 scaled to $L = 154$ m.	E-129
E-29.	Time history of θ for one period at amplitude = 3.75 deg, frequency = 1.1000 rad/s, $F_n = 0.3$ in the case of prescribed pitch motion of Model 5613 scaled to $L = 154$ m.	E-131
E-30.	Time history of θ for one period at amplitude = 5.00 deg, frequency = 1.1000 rad/s, $F_n = 0.3$ in the case of prescribed pitch motion of Model 5613 scaled to $L = 154$ m.	E-133
E-31.	Time history of F_x^{ptot} for one period at amplitude = 1.00 deg, frequency = 0.2079 rad/s, $F_n = 0.0$ in the case of prescribed pitch motion of Model 5613 scaled to $L = 154$ m.	E-135
E-32.	Time history of F_x^{ptot} for one period at amplitude = 1.75 deg, frequency = 0.2079 rad/s, $F_n = 0.0$ in the case of prescribed pitch motion of Model 5613 scaled to $L = 154$ m.	E-137
E-33.	Time history of F_x^{ptot} for one period at amplitude = 2.50 deg, frequency = 0.2079 rad/s, $F_n = 0.0$ in the case of prescribed pitch motion of Model 5613 scaled to $L = 154$ m.	E-139
E-34.	Time history of F_x^{ptot} for one period at amplitude = 3.75 deg, frequency = 0.2079 rad/s, $F_n = 0.0$ in the case of prescribed pitch motion of Model 5613 scaled to $L = 154$ m.	E-141
E-35.	Time history of F_x^{ptot} for one period at amplitude = 5.00 deg, frequency = 0.2079 rad/s, $F_n = 0.0$ in the case of prescribed pitch motion of Model 5613 scaled to $L = 154$ m.	E-143
E-36.	Time history of F_x^{ptot} for one period at amplitude = 1.00 deg, frequency = 0.3831 rad/s, $F_n = 0.0$ in the case of prescribed pitch motion of Model 5613 scaled to $L = 154$ m.	E-145
E-37.	Time history of F_x^{ptot} for one period at amplitude = 1.75 deg, frequency = 0.3831 rad/s, $F_n = 0.0$ in the case of prescribed pitch motion of Model 5613 scaled to $L = 154$ m.	E-147
E-38.	Time history of F_x^{ptot} for one period at amplitude = 2.50 deg, frequency = 0.3831 rad/s, $F_n = 0.0$ in the case of prescribed pitch motion of Model 5613 scaled to $L = 154$ m.	E-149
E-39.	Time history of F_x^{ptot} for one period at amplitude = 3.75 deg, frequency = 0.3831 rad/s, $F_n = 0.0$ in the case of prescribed pitch motion of Model 5613 scaled to $L = 154$ m.	E-151

TASK 1/PITCH MOTION/MODEL 5613

E-40.	Time history of F_x^{ptot} for one period at amplitude = 5.00 deg, frequency = 0.3831 rad/s, $F_n = 0.0$ in the case of prescribed pitch motion of Model 5613 scaled to $L = 154$ m.	E-153
E-41.	Time history of F_x^{ptot} for one period at amplitude = 1.00 deg, frequency = 1.1000 rad/s, $F_n = 0.0$ in the case of prescribed pitch motion of Model 5613 scaled to $L = 154$ m.	E-155
E-42.	Time history of F_x^{ptot} for one period at amplitude = 1.75 deg, frequency = 1.1000 rad/s, $F_n = 0.0$ in the case of prescribed pitch motion of Model 5613 scaled to $L = 154$ m.	E-157
E-43.	Time history of F_x^{ptot} for one period at amplitude = 2.50 deg, frequency = 1.1000 rad/s, $F_n = 0.0$ in the case of prescribed pitch motion of Model 5613 scaled to $L = 154$ m.	E-159
E-44.	Time history of F_x^{ptot} for one period at amplitude = 3.75 deg, frequency = 1.1000 rad/s, $F_n = 0.0$ in the case of prescribed pitch motion of Model 5613 scaled to $L = 154$ m.	E-161
E-45.	Time history of F_x^{ptot} for one period at amplitude = 5.00 deg, frequency = 1.1000 rad/s, $F_n = 0.0$ in the case of prescribed pitch motion of Model 5613 scaled to $L = 154$ m.	E-163
E-46.	Time history of F_x^{ptot} for one period at amplitude = 1.00 deg, frequency = 0.2079 rad/s, $F_n = 0.3$ in the case of prescribed pitch motion of Model 5613 scaled to $L = 154$ m.	E-165
E-47.	Time history of F_x^{ptot} for one period at amplitude = 1.75 deg, frequency = 0.2079 rad/s, $F_n = 0.3$ in the case of prescribed pitch motion of Model 5613 scaled to $L = 154$ m.	E-167
E-48.	Time history of F_x^{ptot} for one period at amplitude = 2.50 deg, frequency = 0.2079 rad/s, $F_n = 0.3$ in the case of prescribed pitch motion of Model 5613 scaled to $L = 154$ m.	E-169
E-49.	Time history of F_x^{ptot} for one period at amplitude = 3.75 deg, frequency = 0.2079 rad/s, $F_n = 0.3$ in the case of prescribed pitch motion of Model 5613 scaled to $L = 154$ m.	E-171
E-50.	Time history of F_x^{ptot} for one period at amplitude = 5.00 deg, frequency = 0.2079 rad/s, $F_n = 0.3$ in the case of prescribed pitch motion of Model 5613 scaled to $L = 154$ m.	E-173
E-51.	Time history of F_x^{ptot} for one period at amplitude = 1.00 deg, frequency = 0.3831 rad/s, $F_n = 0.3$ in the case of prescribed pitch motion of Model 5613 scaled to $L = 154$ m.	E-175
E-52.	Time history of F_x^{ptot} for one period at amplitude = 1.75 deg, frequency = 0.3831 rad/s, $F_n = 0.3$ in the case of prescribed pitch motion of Model 5613 scaled to $L = 154$ m.	E-177
E-53.	Time history of F_x^{ptot} for one period at amplitude = 2.50 deg, frequency = 0.3831 rad/s, $F_n = 0.3$ in the case of prescribed pitch motion of Model 5613 scaled to $L = 154$ m.	E-179

TASK 1/PITCH MOTION/MODEL 5613

E-54.	Time history of F_x^{ptot} for one period at amplitude = 3.75 deg, frequency = 0.3831 rad/s, Fn = 0.3 in the case of prescribed pitch motion of Model 5613 scaled to L = 154 m.	E-181
E-55.	Time history of F_x^{ptot} for one period at amplitude = 5.00 deg, frequency = 0.3831 rad/s, Fn = 0.3 in the case of prescribed pitch motion of Model 5613 scaled to L = 154 m.	E-183
E-56.	Time history of F_x^{ptot} for one period at amplitude = 1.00 deg, frequency = 1.1000 rad/s, Fn = 0.3 in the case of prescribed pitch motion of Model 5613 scaled to L = 154 m.	E-185
E-57.	Time history of F_x^{ptot} for one period at amplitude = 1.75 deg, frequency = 1.1000 rad/s, Fn = 0.3 in the case of prescribed pitch motion of Model 5613 scaled to L = 154 m.	E-187
E-58.	Time history of F_x^{ptot} for one period at amplitude = 2.50 deg, frequency = 1.1000 rad/s, Fn = 0.3 in the case of prescribed pitch motion of Model 5613 scaled to L = 154 m.	E-189
E-59.	Time history of F_x^{ptot} for one period at amplitude = 3.75 deg, frequency = 1.1000 rad/s, Fn = 0.3 in the case of prescribed pitch motion of Model 5613 scaled to L = 154 m.	E-191
E-60.	Time history of F_x^{ptot} for one period at amplitude = 5.00 deg, frequency = 1.1000 rad/s, Fn = 0.3 in the case of prescribed pitch motion of Model 5613 scaled to L = 154 m.	E-193
E-61.	Time history of F_z^{ptot} for one period at amplitude = 1.00 deg, frequency = 0.2079 rad/s, Fn = 0.0 in the case of prescribed pitch motion of Model 5613 scaled to L = 154 m.	E-195
E-62.	Time history of F_z^{ptot} for one period at amplitude = 1.75 deg, frequency = 0.2079 rad/s, Fn = 0.0 in the case of prescribed pitch motion of Model 5613 scaled to L = 154 m.	E-197
E-63.	Time history of F_z^{ptot} for one period at amplitude = 2.50 deg, frequency = 0.2079 rad/s, Fn = 0.0 in the case of prescribed pitch motion of Model 5613 scaled to L = 154 m.	E-199
E-64.	Time history of F_z^{ptot} for one period at amplitude = 3.75 deg, frequency = 0.2079 rad/s, Fn = 0.0 in the case of prescribed pitch motion of Model 5613 scaled to L = 154 m.	E-201
E-65.	Time history of F_z^{ptot} for one period at amplitude = 5.00 deg, frequency = 0.2079 rad/s, Fn = 0.0 in the case of prescribed pitch motion of Model 5613 scaled to L = 154 m.	E-203
E-66.	Time history of F_z^{ptot} for one period at amplitude = 1.00 deg, frequency = 0.3831 rad/s, Fn = 0.0 in the case of prescribed pitch motion of Model 5613 scaled to L = 154 m.	E-205
E-67.	Time history of F_z^{ptot} for one period at amplitude = 1.75 deg, frequency = 0.3831 rad/s, Fn = 0.0 in the case of prescribed pitch motion of Model 5613 scaled to L = 154 m.	E-207

TASK 1/PITCH MOTION/MODEL 5613

E-68.	Time history of F_z^{ptot} for one period at amplitude = 2.50 deg, frequency = 0.3831 rad/s, $F_n = 0.0$ in the case of prescribed pitch motion of Model 5613 scaled to $L = 154$ m.	E-209
E-69.	Time history of F_z^{ptot} for one period at amplitude = 3.75 deg, frequency = 0.3831 rad/s, $F_n = 0.0$ in the case of prescribed pitch motion of Model 5613 scaled to $L = 154$ m.	E-211
E-70.	Time history of F_z^{ptot} for one period at amplitude = 5.00 deg, frequency = 0.3831 rad/s, $F_n = 0.0$ in the case of prescribed pitch motion of Model 5613 scaled to $L = 154$ m.	E-213
E-71.	Time history of F_z^{ptot} for one period at amplitude = 1.00 deg, frequency = 1.1000 rad/s, $F_n = 0.0$ in the case of prescribed pitch motion of Model 5613 scaled to $L = 154$ m.	E-215
E-72.	Time history of F_z^{ptot} for one period at amplitude = 1.75 deg, frequency = 1.1000 rad/s, $F_n = 0.0$ in the case of prescribed pitch motion of Model 5613 scaled to $L = 154$ m.	E-217
E-73.	Time history of F_z^{ptot} for one period at amplitude = 2.50 deg, frequency = 1.1000 rad/s, $F_n = 0.0$ in the case of prescribed pitch motion of Model 5613 scaled to $L = 154$ m.	E-219
E-74.	Time history of F_z^{ptot} for one period at amplitude = 3.75 deg, frequency = 1.1000 rad/s, $F_n = 0.0$ in the case of prescribed pitch motion of Model 5613 scaled to $L = 154$ m.	E-221
E-75.	Time history of F_z^{ptot} for one period at amplitude = 5.00 deg, frequency = 1.1000 rad/s, $F_n = 0.0$ in the case of prescribed pitch motion of Model 5613 scaled to $L = 154$ m.	E-223
E-76.	Time history of F_z^{ptot} for one period at amplitude = 1.00 deg, frequency = 0.2079 rad/s, $F_n = 0.3$ in the case of prescribed pitch motion of Model 5613 scaled to $L = 154$ m.	E-225
E-77.	Time history of F_z^{ptot} for one period at amplitude = 1.75 deg, frequency = 0.2079 rad/s, $F_n = 0.3$ in the case of prescribed pitch motion of Model 5613 scaled to $L = 154$ m.	E-227
E-78.	Time history of F_z^{ptot} for one period at amplitude = 2.50 deg, frequency = 0.2079 rad/s, $F_n = 0.3$ in the case of prescribed pitch motion of Model 5613 scaled to $L = 154$ m.	E-229
E-79.	Time history of F_z^{ptot} for one period at amplitude = 3.75 deg, frequency = 0.2079 rad/s, $F_n = 0.3$ in the case of prescribed pitch motion of Model 5613 scaled to $L = 154$ m.	E-231
E-80.	Time history of F_z^{ptot} for one period at amplitude = 5.00 deg, frequency = 0.2079 rad/s, $F_n = 0.3$ in the case of prescribed pitch motion of Model 5613 scaled to $L = 154$ m.	E-233
E-81.	Time history of F_z^{ptot} for one period at amplitude = 1.00 deg, frequency = 0.3831 rad/s, $F_n = 0.3$ in the case of prescribed pitch motion of Model 5613 scaled to $L = 154$ m.	E-235

TASK 1/PITCH MOTION/MODEL 5613

E-82.	Time history of F_z^{ptot} for one period at amplitude = 1.75 deg, frequency = 0.3831 rad/s, Fn = 0.3 in the case of prescribed pitch motion of Model 5613 scaled to L = 154 m.	E-237
E-83.	Time history of F_z^{ptot} for one period at amplitude = 2.50 deg, frequency = 0.3831 rad/s, Fn = 0.3 in the case of prescribed pitch motion of Model 5613 scaled to L = 154 m.	E-239
E-84.	Time history of F_z^{ptot} for one period at amplitude = 3.75 deg, frequency = 0.3831 rad/s, Fn = 0.3 in the case of prescribed pitch motion of Model 5613 scaled to L = 154 m.	E-241
E-85.	Time history of F_z^{ptot} for one period at amplitude = 5.00 deg, frequency = 0.3831 rad/s, Fn = 0.3 in the case of prescribed pitch motion of Model 5613 scaled to L = 154 m.	E-243
E-86.	Time history of F_z^{ptot} for one period at amplitude = 1.00 deg, frequency = 1.1000 rad/s, Fn = 0.3 in the case of prescribed pitch motion of Model 5613 scaled to L = 154 m.	E-245
E-87.	Time history of F_z^{ptot} for one period at amplitude = 1.75 deg, frequency = 1.1000 rad/s, Fn = 0.3 in the case of prescribed pitch motion of Model 5613 scaled to L = 154 m.	E-247
E-88.	Time history of F_z^{ptot} for one period at amplitude = 2.50 deg, frequency = 1.1000 rad/s, Fn = 0.3 in the case of prescribed pitch motion of Model 5613 scaled to L = 154 m.	E-249
E-89.	Time history of F_z^{ptot} for one period at amplitude = 3.75 deg, frequency = 1.1000 rad/s, Fn = 0.3 in the case of prescribed pitch motion of Model 5613 scaled to L = 154 m.	E-251
E-90.	Time history of F_z^{ptot} for one period at amplitude = 5.00 deg, frequency = 1.1000 rad/s, Fn = 0.3 in the case of prescribed pitch motion of Model 5613 scaled to L = 154 m.	E-253
E-91.	Time history of M_y^{ptot} for one period at amplitude = 1.00 deg, frequency = 0.2079 rad/s, Fn = 0.0 in the case of prescribed pitch motion of Model 5613 scaled to L = 154 m.	E-255
E-92.	Time history of M_y^{ptot} for one period at amplitude = 1.75 deg, frequency = 0.2079 rad/s, Fn = 0.0 in the case of prescribed pitch motion of Model 5613 scaled to L = 154 m.	E-257
E-93.	Time history of M_y^{ptot} for one period at amplitude = 2.50 deg, frequency = 0.2079 rad/s, Fn = 0.0 in the case of prescribed pitch motion of Model 5613 scaled to L = 154 m.	E-259
E-94.	Time history of M_y^{ptot} for one period at amplitude = 3.75 deg, frequency = 0.2079 rad/s, Fn = 0.0 in the case of prescribed pitch motion of Model 5613 scaled to L = 154 m.	E-261
E-95.	Time history of M_y^{ptot} for one period at amplitude = 5.00 deg, frequency = 0.2079 rad/s, Fn = 0.0 in the case of prescribed pitch motion of Model 5613 scaled to L = 154 m.	E-263

TASK 1/PITCH MOTION/MODEL 5613

E-96.	Time history of M_y^{ptot} for one period at amplitude = 1.00 deg, frequency = 0.3831 rad/s, Fn = 0.0 in the case of prescribed pitch motion of Model 5613 scaled to L = 154 m.	E-265
E-97.	Time history of M_y^{ptot} for one period at amplitude = 1.75 deg, frequency = 0.3831 rad/s, Fn = 0.0 in the case of prescribed pitch motion of Model 5613 scaled to L = 154 m.	E-267
E-98.	Time history of M_y^{ptot} for one period at amplitude = 2.50 deg, frequency = 0.3831 rad/s, Fn = 0.0 in the case of prescribed pitch motion of Model 5613 scaled to L = 154 m.	E-269
E-99.	Time history of M_y^{ptot} for one period at amplitude = 3.75 deg, frequency = 0.3831 rad/s, Fn = 0.0 in the case of prescribed pitch motion of Model 5613 scaled to L = 154 m.	E-271
E-100.	Time history of M_y^{ptot} for one period at amplitude = 5.00 deg, frequency = 0.3831 rad/s, Fn = 0.0 in the case of prescribed pitch motion of Model 5613 scaled to L = 154 m.	E-273
E-101.	Time history of M_y^{ptot} for one period at amplitude = 1.00 deg, frequency = 1.1000 rad/s, Fn = 0.0 in the case of prescribed pitch motion of Model 5613 scaled to L = 154 m.	E-275
E-102.	Time history of M_y^{ptot} for one period at amplitude = 1.75 deg, frequency = 1.1000 rad/s, Fn = 0.0 in the case of prescribed pitch motion of Model 5613 scaled to L = 154 m.	E-277
E-103.	Time history of M_y^{ptot} for one period at amplitude = 2.50 deg, frequency = 1.1000 rad/s, Fn = 0.0 in the case of prescribed pitch motion of Model 5613 scaled to L = 154 m.	E-279
E-104.	Time history of M_y^{ptot} for one period at amplitude = 3.75 deg, frequency = 1.1000 rad/s, Fn = 0.0 in the case of prescribed pitch motion of Model 5613 scaled to L = 154 m.	E-281
E-105.	Time history of M_y^{ptot} for one period at amplitude = 5.00 deg, frequency = 1.1000 rad/s, Fn = 0.0 in the case of prescribed pitch motion of Model 5613 scaled to L = 154 m.	E-283
E-106.	Time history of M_y^{ptot} for one period at amplitude = 1.00 deg, frequency = 0.2079 rad/s, Fn = 0.3 in the case of prescribed pitch motion of Model 5613 scaled to L = 154 m.	E-285
E-107.	Time history of M_y^{ptot} for one period at amplitude = 1.75 deg, frequency = 0.2079 rad/s, Fn = 0.3 in the case of prescribed pitch motion of Model 5613 scaled to L = 154 m.	E-287
E-108.	Time history of M_y^{ptot} for one period at amplitude = 2.50 deg, frequency = 0.2079 rad/s, Fn = 0.3 in the case of prescribed pitch motion of Model 5613 scaled to L = 154 m.	E-289
E-109.	Time history of M_y^{ptot} for one period at amplitude = 3.75 deg, frequency = 0.2079 rad/s, Fn = 0.3 in the case of prescribed pitch motion of Model 5613 scaled to L = 154 m.	E-291

TASK 1/PITCH MOTION/MODEL 5613

E-110.	Time history of M_y^{ptot} for one period at amplitude = 5.00 deg, frequency = 0.2079 rad/s, Fn = 0.3 in the case of prescribed pitch motion of Model 5613 scaled to L = 154 m.	E-293
E-111.	Time history of M_y^{ptot} for one period at amplitude = 1.00 deg, frequency = 0.3831 rad/s, Fn = 0.3 in the case of prescribed pitch motion of Model 5613 scaled to L = 154 m.	E-295
E-112.	Time history of M_y^{ptot} for one period at amplitude = 1.75 deg, frequency = 0.3831 rad/s, Fn = 0.3 in the case of prescribed pitch motion of Model 5613 scaled to L = 154 m.	E-297
E-113.	Time history of M_y^{ptot} for one period at amplitude = 2.50 deg, frequency = 0.3831 rad/s, Fn = 0.3 in the case of prescribed pitch motion of Model 5613 scaled to L = 154 m.	E-299
E-114.	Time history of M_y^{ptot} for one period at amplitude = 3.75 deg, frequency = 0.3831 rad/s, Fn = 0.3 in the case of prescribed pitch motion of Model 5613 scaled to L = 154 m.	E-301
E-115.	Time history of M_y^{ptot} for one period at amplitude = 5.00 deg, frequency = 0.3831 rad/s, Fn = 0.3 in the case of prescribed pitch motion of Model 5613 scaled to L = 154 m.	E-303
E-116.	Time history of M_y^{ptot} for one period at amplitude = 1.00 deg, frequency = 1.1000 rad/s, Fn = 0.3 in the case of prescribed pitch motion of Model 5613 scaled to L = 154 m.	E-305
E-117.	Time history of M_y^{ptot} for one period at amplitude = 1.75 deg, frequency = 1.1000 rad/s, Fn = 0.3 in the case of prescribed pitch motion of Model 5613 scaled to L = 154 m.	E-307
E-118.	Time history of M_y^{ptot} for one period at amplitude = 2.50 deg, frequency = 1.1000 rad/s, Fn = 0.3 in the case of prescribed pitch motion of Model 5613 scaled to L = 154 m.	E-309
E-119.	Time history of M_y^{ptot} for one period at amplitude = 3.75 deg, frequency = 1.1000 rad/s, Fn = 0.3 in the case of prescribed pitch motion of Model 5613 scaled to L = 154 m.	E-311
E-120.	Time history of M_y^{ptot} for one period at amplitude = 5.00 deg, frequency = 1.1000 rad/s, Fn = 0.3 in the case of prescribed pitch motion of Model 5613 scaled to L = 154 m.	E-313
E-121.	Time history of F_x^{hst} for one period at amplitude = 1.00 deg, frequency = 0.2079 rad/s, Fn = 0.0 in the case of prescribed pitch motion of Model 5613 scaled to L = 154 m.	E-315
E-122.	Time history of F_x^{hst} for one period at amplitude = 1.75 deg, frequency = 0.2079 rad/s, Fn = 0.0 in the case of prescribed pitch motion of Model 5613 scaled to L = 154 m.	E-317
E-123.	Time history of F_x^{hst} for one period at amplitude = 2.50 deg, frequency = 0.2079 rad/s, Fn = 0.0 in the case of prescribed pitch motion of Model 5613 scaled to L = 154 m.	E-319

TASK 1/PITCH MOTION/MODEL 5613

E-124.	Time history of F_x^{hst} for one period at amplitude = 3.75 deg, frequency = 0.2079 rad/s, $F_n = 0.0$ in the case of prescribed pitch motion of Model 5613 scaled to $L = 154$ m.	E-321
E-125.	Time history of F_x^{hst} for one period at amplitude = 5.00 deg, frequency = 0.2079 rad/s, $F_n = 0.0$ in the case of prescribed pitch motion of Model 5613 scaled to $L = 154$ m.	E-323
E-126.	Time history of F_x^{hst} for one period at amplitude = 1.00 deg, frequency = 0.3831 rad/s, $F_n = 0.0$ in the case of prescribed pitch motion of Model 5613 scaled to $L = 154$ m.	E-325
E-127.	Time history of F_x^{hst} for one period at amplitude = 1.75 deg, frequency = 0.3831 rad/s, $F_n = 0.0$ in the case of prescribed pitch motion of Model 5613 scaled to $L = 154$ m.	E-327
E-128.	Time history of F_x^{hst} for one period at amplitude = 2.50 deg, frequency = 0.3831 rad/s, $F_n = 0.0$ in the case of prescribed pitch motion of Model 5613 scaled to $L = 154$ m.	E-329
E-129.	Time history of F_x^{hst} for one period at amplitude = 3.75 deg, frequency = 0.3831 rad/s, $F_n = 0.0$ in the case of prescribed pitch motion of Model 5613 scaled to $L = 154$ m.	E-331
E-130.	Time history of F_x^{hst} for one period at amplitude = 5.00 deg, frequency = 0.3831 rad/s, $F_n = 0.0$ in the case of prescribed pitch motion of Model 5613 scaled to $L = 154$ m.	E-333
E-131.	Time history of F_x^{hst} for one period at amplitude = 1.00 deg, frequency = 1.1000 rad/s, $F_n = 0.0$ in the case of prescribed pitch motion of Model 5613 scaled to $L = 154$ m.	E-335
E-132.	Time history of F_x^{hst} for one period at amplitude = 1.75 deg, frequency = 1.1000 rad/s, $F_n = 0.0$ in the case of prescribed pitch motion of Model 5613 scaled to $L = 154$ m.	E-337
E-133.	Time history of F_x^{hst} for one period at amplitude = 2.50 deg, frequency = 1.1000 rad/s, $F_n = 0.0$ in the case of prescribed pitch motion of Model 5613 scaled to $L = 154$ m.	E-339
E-134.	Time history of F_x^{hst} for one period at amplitude = 3.75 deg, frequency = 1.1000 rad/s, $F_n = 0.0$ in the case of prescribed pitch motion of Model 5613 scaled to $L = 154$ m.	E-341
E-135.	Time history of F_x^{hst} for one period at amplitude = 5.00 deg, frequency = 1.1000 rad/s, $F_n = 0.0$ in the case of prescribed pitch motion of Model 5613 scaled to $L = 154$ m.	E-343
E-136.	Time history of F_x^{hst} for one period at amplitude = 1.00 deg, frequency = 0.2079 rad/s, $F_n = 0.3$ in the case of prescribed pitch motion of Model 5613 scaled to $L = 154$ m.	E-345
E-137.	Time history of F_x^{hst} for one period at amplitude = 1.75 deg, frequency = 0.2079 rad/s, $F_n = 0.3$ in the case of prescribed pitch motion of Model 5613 scaled to $L = 154$ m.	E-347

TASK 1/PITCH MOTION/MODEL 5613

E-138.	Time history of F_x^{hst} for one period at amplitude = 2.50 deg, frequency = 0.2079 rad/s, $F_n = 0.3$ in the case of prescribed pitch motion of Model 5613 scaled to $L = 154$ m.	E-349
E-139.	Time history of F_x^{hst} for one period at amplitude = 3.75 deg, frequency = 0.2079 rad/s, $F_n = 0.3$ in the case of prescribed pitch motion of Model 5613 scaled to $L = 154$ m.	E-351
E-140.	Time history of F_x^{hst} for one period at amplitude = 5.00 deg, frequency = 0.2079 rad/s, $F_n = 0.3$ in the case of prescribed pitch motion of Model 5613 scaled to $L = 154$ m.	E-353
E-141.	Time history of F_x^{hst} for one period at amplitude = 1.00 deg, frequency = 0.3831 rad/s, $F_n = 0.3$ in the case of prescribed pitch motion of Model 5613 scaled to $L = 154$ m.	E-355
E-142.	Time history of F_x^{hst} for one period at amplitude = 1.75 deg, frequency = 0.3831 rad/s, $F_n = 0.3$ in the case of prescribed pitch motion of Model 5613 scaled to $L = 154$ m.	E-357
E-143.	Time history of F_x^{hst} for one period at amplitude = 2.50 deg, frequency = 0.3831 rad/s, $F_n = 0.3$ in the case of prescribed pitch motion of Model 5613 scaled to $L = 154$ m.	E-359
E-144.	Time history of F_x^{hst} for one period at amplitude = 3.75 deg, frequency = 0.3831 rad/s, $F_n = 0.3$ in the case of prescribed pitch motion of Model 5613 scaled to $L = 154$ m.	E-361
E-145.	Time history of F_x^{hst} for one period at amplitude = 5.00 deg, frequency = 0.3831 rad/s, $F_n = 0.3$ in the case of prescribed pitch motion of Model 5613 scaled to $L = 154$ m.	E-363
E-146.	Time history of F_x^{hst} for one period at amplitude = 1.00 deg, frequency = 1.1000 rad/s, $F_n = 0.3$ in the case of prescribed pitch motion of Model 5613 scaled to $L = 154$ m.	E-365
E-147.	Time history of F_x^{hst} for one period at amplitude = 1.75 deg, frequency = 1.1000 rad/s, $F_n = 0.3$ in the case of prescribed pitch motion of Model 5613 scaled to $L = 154$ m.	E-367
E-148.	Time history of F_x^{hst} for one period at amplitude = 2.50 deg, frequency = 1.1000 rad/s, $F_n = 0.3$ in the case of prescribed pitch motion of Model 5613 scaled to $L = 154$ m.	E-369
E-149.	Time history of F_x^{hst} for one period at amplitude = 3.75 deg, frequency = 1.1000 rad/s, $F_n = 0.3$ in the case of prescribed pitch motion of Model 5613 scaled to $L = 154$ m.	E-371
E-150.	Time history of F_x^{hst} for one period at amplitude = 5.00 deg, frequency = 1.1000 rad/s, $F_n = 0.3$ in the case of prescribed pitch motion of Model 5613 scaled to $L = 154$ m.	E-373
E-151.	Time history of F_z^{hst} for one period at amplitude = 1.00 deg, frequency = 0.2079 rad/s, $F_n = 0.0$ in the case of prescribed pitch motion of Model 5613 scaled to $L = 154$ m.	E-375

TASK 1/PITCH MOTION/MODEL 5613

E-152.	Time history of F_z^{hst} for one period at amplitude = 1.75 deg, frequency = 0.2079 rad/s, $F_n = 0.0$ in the case of prescribed pitch motion of Model 5613 scaled to $L = 154$ m.	E-377
E-153.	Time history of F_z^{hst} for one period at amplitude = 2.50 deg, frequency = 0.2079 rad/s, $F_n = 0.0$ in the case of prescribed pitch motion of Model 5613 scaled to $L = 154$ m.	E-379
E-154.	Time history of F_z^{hst} for one period at amplitude = 3.75 deg, frequency = 0.2079 rad/s, $F_n = 0.0$ in the case of prescribed pitch motion of Model 5613 scaled to $L = 154$ m.	E-381
E-155.	Time history of F_z^{hst} for one period at amplitude = 5.00 deg, frequency = 0.2079 rad/s, $F_n = 0.0$ in the case of prescribed pitch motion of Model 5613 scaled to $L = 154$ m.	E-383
E-156.	Time history of F_z^{hst} for one period at amplitude = 1.00 deg, frequency = 0.3831 rad/s, $F_n = 0.0$ in the case of prescribed pitch motion of Model 5613 scaled to $L = 154$ m.	E-385
E-157.	Time history of F_z^{hst} for one period at amplitude = 1.75 deg, frequency = 0.3831 rad/s, $F_n = 0.0$ in the case of prescribed pitch motion of Model 5613 scaled to $L = 154$ m.	E-387
E-158.	Time history of F_z^{hst} for one period at amplitude = 2.50 deg, frequency = 0.3831 rad/s, $F_n = 0.0$ in the case of prescribed pitch motion of Model 5613 scaled to $L = 154$ m.	E-389
E-159.	Time history of F_z^{hst} for one period at amplitude = 3.75 deg, frequency = 0.3831 rad/s, $F_n = 0.0$ in the case of prescribed pitch motion of Model 5613 scaled to $L = 154$ m.	E-391
E-160.	Time history of F_z^{hst} for one period at amplitude = 5.00 deg, frequency = 0.3831 rad/s, $F_n = 0.0$ in the case of prescribed pitch motion of Model 5613 scaled to $L = 154$ m.	E-393
E-161.	Time history of F_z^{hst} for one period at amplitude = 1.00 deg, frequency = 1.1000 rad/s, $F_n = 0.0$ in the case of prescribed pitch motion of Model 5613 scaled to $L = 154$ m.	E-395
E-162.	Time history of F_z^{hst} for one period at amplitude = 1.75 deg, frequency = 1.1000 rad/s, $F_n = 0.0$ in the case of prescribed pitch motion of Model 5613 scaled to $L = 154$ m.	E-397
E-163.	Time history of F_z^{hst} for one period at amplitude = 2.50 deg, frequency = 1.1000 rad/s, $F_n = 0.0$ in the case of prescribed pitch motion of Model 5613 scaled to $L = 154$ m.	E-399
E-164.	Time history of F_z^{hst} for one period at amplitude = 3.75 deg, frequency = 1.1000 rad/s, $F_n = 0.0$ in the case of prescribed pitch motion of Model 5613 scaled to $L = 154$ m.	E-401
E-165.	Time history of F_z^{hst} for one period at amplitude = 5.00 deg, frequency = 1.1000 rad/s, $F_n = 0.0$ in the case of prescribed pitch motion of Model 5613 scaled to $L = 154$ m.	E-403

TASK 1/PITCH MOTION/MODEL 5613

E-166.	Time history of F_z^{hst} for one period at amplitude = 1.00 deg, frequency = 0.2079 rad/s, $F_n = 0.3$ in the case of prescribed pitch motion of Model 5613 scaled to $L = 154$ m.	E-405
E-167.	Time history of F_z^{hst} for one period at amplitude = 1.75 deg, frequency = 0.2079 rad/s, $F_n = 0.3$ in the case of prescribed pitch motion of Model 5613 scaled to $L = 154$ m.	E-407
E-168.	Time history of F_z^{hst} for one period at amplitude = 2.50 deg, frequency = 0.2079 rad/s, $F_n = 0.3$ in the case of prescribed pitch motion of Model 5613 scaled to $L = 154$ m.	E-409
E-169.	Time history of F_z^{hst} for one period at amplitude = 3.75 deg, frequency = 0.2079 rad/s, $F_n = 0.3$ in the case of prescribed pitch motion of Model 5613 scaled to $L = 154$ m.	E-411
E-170.	Time history of F_z^{hst} for one period at amplitude = 5.00 deg, frequency = 0.2079 rad/s, $F_n = 0.3$ in the case of prescribed pitch motion of Model 5613 scaled to $L = 154$ m.	E-413
E-171.	Time history of F_z^{hst} for one period at amplitude = 1.00 deg, frequency = 0.3831 rad/s, $F_n = 0.3$ in the case of prescribed pitch motion of Model 5613 scaled to $L = 154$ m.	E-415
E-172.	Time history of F_z^{hst} for one period at amplitude = 1.75 deg, frequency = 0.3831 rad/s, $F_n = 0.3$ in the case of prescribed pitch motion of Model 5613 scaled to $L = 154$ m.	E-417
E-173.	Time history of F_z^{hst} for one period at amplitude = 2.50 deg, frequency = 0.3831 rad/s, $F_n = 0.3$ in the case of prescribed pitch motion of Model 5613 scaled to $L = 154$ m.	E-419
E-174.	Time history of F_z^{hst} for one period at amplitude = 3.75 deg, frequency = 0.3831 rad/s, $F_n = 0.3$ in the case of prescribed pitch motion of Model 5613 scaled to $L = 154$ m.	E-421
E-175.	Time history of F_z^{hst} for one period at amplitude = 5.00 deg, frequency = 0.3831 rad/s, $F_n = 0.3$ in the case of prescribed pitch motion of Model 5613 scaled to $L = 154$ m.	E-423
E-176.	Time history of F_z^{hst} for one period at amplitude = 1.00 deg, frequency = 1.1000 rad/s, $F_n = 0.3$ in the case of prescribed pitch motion of Model 5613 scaled to $L = 154$ m.	E-425
E-177.	Time history of F_z^{hst} for one period at amplitude = 1.75 deg, frequency = 1.1000 rad/s, $F_n = 0.3$ in the case of prescribed pitch motion of Model 5613 scaled to $L = 154$ m.	E-427
E-178.	Time history of F_z^{hst} for one period at amplitude = 2.50 deg, frequency = 1.1000 rad/s, $F_n = 0.3$ in the case of prescribed pitch motion of Model 5613 scaled to $L = 154$ m.	E-429
E-179.	Time history of F_z^{hst} for one period at amplitude = 3.75 deg, frequency = 1.1000 rad/s, $F_n = 0.3$ in the case of prescribed pitch motion of Model 5613 scaled to $L = 154$ m.	E-431

TASK 1/PITCH MOTION/MODEL 5613

E-180.	Time history of F_z^{hst} for one period at amplitude = 5.00 deg, frequency = 1.1000 rad/s, Fn = 0.3 in the case of prescribed pitch motion of Model 5613 scaled to L = 154 m.	E-433
E-181.	Time history of M_y^{hst} for one period at amplitude = 1.00 deg, frequency = 0.2079 rad/s, Fn = 0.0 in the case of prescribed pitch motion of Model 5613 scaled to L = 154 m.	E-435
E-182.	Time history of M_y^{hst} for one period at amplitude = 1.75 deg, frequency = 0.2079 rad/s, Fn = 0.0 in the case of prescribed pitch motion of Model 5613 scaled to L = 154 m.	E-437
E-183.	Time history of M_y^{hst} for one period at amplitude = 2.50 deg, frequency = 0.2079 rad/s, Fn = 0.0 in the case of prescribed pitch motion of Model 5613 scaled to L = 154 m.	E-439
E-184.	Time history of M_y^{hst} for one period at amplitude = 3.75 deg, frequency = 0.2079 rad/s, Fn = 0.0 in the case of prescribed pitch motion of Model 5613 scaled to L = 154 m.	E-441
E-185.	Time history of M_y^{hst} for one period at amplitude = 5.00 deg, frequency = 0.2079 rad/s, Fn = 0.0 in the case of prescribed pitch motion of Model 5613 scaled to L = 154 m.	E-443
E-186.	Time history of M_y^{hst} for one period at amplitude = 1.00 deg, frequency = 0.3831 rad/s, Fn = 0.0 in the case of prescribed pitch motion of Model 5613 scaled to L = 154 m.	E-445
E-187.	Time history of M_y^{hst} for one period at amplitude = 1.75 deg, frequency = 0.3831 rad/s, Fn = 0.0 in the case of prescribed pitch motion of Model 5613 scaled to L = 154 m.	E-447
E-188.	Time history of M_y^{hst} for one period at amplitude = 2.50 deg, frequency = 0.3831 rad/s, Fn = 0.0 in the case of prescribed pitch motion of Model 5613 scaled to L = 154 m.	E-449
E-189.	Time history of M_y^{hst} for one period at amplitude = 3.75 deg, frequency = 0.3831 rad/s, Fn = 0.0 in the case of prescribed pitch motion of Model 5613 scaled to L = 154 m.	E-451
E-190.	Time history of M_y^{hst} for one period at amplitude = 5.00 deg, frequency = 0.3831 rad/s, Fn = 0.0 in the case of prescribed pitch motion of Model 5613 scaled to L = 154 m.	E-453
E-191.	Time history of M_y^{hst} for one period at amplitude = 1.00 deg, frequency = 1.1000 rad/s, Fn = 0.0 in the case of prescribed pitch motion of Model 5613 scaled to L = 154 m.	E-455
E-192.	Time history of M_y^{hst} for one period at amplitude = 1.75 deg, frequency = 1.1000 rad/s, Fn = 0.0 in the case of prescribed pitch motion of Model 5613 scaled to L = 154 m.	E-457
E-193.	Time history of M_y^{hst} for one period at amplitude = 2.50 deg, frequency = 1.1000 rad/s, Fn = 0.0 in the case of prescribed pitch motion of Model 5613 scaled to L = 154 m.	E-459

TASK 1/PITCH MOTION/MODEL 5613

E-194.	Time history of M_y^{hst} for one period at amplitude = 3.75 deg, frequency = 1.1000 rad/s, $F_n = 0.0$ in the case of prescribed pitch motion of Model 5613 scaled to $L = 154$ m.	E-461
E-195.	Time history of M_y^{hst} for one period at amplitude = 5.00 deg, frequency = 1.1000 rad/s, $F_n = 0.0$ in the case of prescribed pitch motion of Model 5613 scaled to $L = 154$ m.	E-463
E-196.	Time history of M_y^{hst} for one period at amplitude = 1.00 deg, frequency = 0.2079 rad/s, $F_n = 0.3$ in the case of prescribed pitch motion of Model 5613 scaled to $L = 154$ m.	E-465
E-197.	Time history of M_y^{hst} for one period at amplitude = 1.75 deg, frequency = 0.2079 rad/s, $F_n = 0.3$ in the case of prescribed pitch motion of Model 5613 scaled to $L = 154$ m.	E-467
E-198.	Time history of M_y^{hst} for one period at amplitude = 2.50 deg, frequency = 0.2079 rad/s, $F_n = 0.3$ in the case of prescribed pitch motion of Model 5613 scaled to $L = 154$ m.	E-469
E-199.	Time history of M_y^{hst} for one period at amplitude = 3.75 deg, frequency = 0.2079 rad/s, $F_n = 0.3$ in the case of prescribed pitch motion of Model 5613 scaled to $L = 154$ m.	E-471
E-200.	Time history of M_y^{hst} for one period at amplitude = 5.00 deg, frequency = 0.2079 rad/s, $F_n = 0.3$ in the case of prescribed pitch motion of Model 5613 scaled to $L = 154$ m.	E-473
E-201.	Time history of M_y^{hst} for one period at amplitude = 1.00 deg, frequency = 0.3831 rad/s, $F_n = 0.3$ in the case of prescribed pitch motion of Model 5613 scaled to $L = 154$ m.	E-475
E-202.	Time history of M_y^{hst} for one period at amplitude = 1.75 deg, frequency = 0.3831 rad/s, $F_n = 0.3$ in the case of prescribed pitch motion of Model 5613 scaled to $L = 154$ m.	E-477
E-203.	Time history of M_y^{hst} for one period at amplitude = 2.50 deg, frequency = 0.3831 rad/s, $F_n = 0.3$ in the case of prescribed pitch motion of Model 5613 scaled to $L = 154$ m.	E-479
E-204.	Time history of M_y^{hst} for one period at amplitude = 3.75 deg, frequency = 0.3831 rad/s, $F_n = 0.3$ in the case of prescribed pitch motion of Model 5613 scaled to $L = 154$ m.	E-481
E-205.	Time history of M_y^{hst} for one period at amplitude = 5.00 deg, frequency = 0.3831 rad/s, $F_n = 0.3$ in the case of prescribed pitch motion of Model 5613 scaled to $L = 154$ m.	E-483
E-206.	Time history of M_y^{hst} for one period at amplitude = 1.00 deg, frequency = 1.1000 rad/s, $F_n = 0.3$ in the case of prescribed pitch motion of Model 5613 scaled to $L = 154$ m.	E-485
E-207.	Time history of M_y^{hst} for one period at amplitude = 1.75 deg, frequency = 1.1000 rad/s, $F_n = 0.3$ in the case of prescribed pitch motion of Model 5613 scaled to $L = 154$ m.	E-487

TASK 1/PITCH MOTION/MODEL 5613

E-208.	Time history of M_y^{hst} for one period at amplitude = 2.50 deg, frequency = 1.1000 rad/s, Fn = 0.3 in the case of prescribed pitch motion of Model 5613 scaled to L = 154 m.	E-489
E-209.	Time history of M_y^{hst} for one period at amplitude = 3.75 deg, frequency = 1.1000 rad/s, Fn = 0.3 in the case of prescribed pitch motion of Model 5613 scaled to L = 154 m.	E-491
E-210.	Time history of M_y^{hst} for one period at amplitude = 5.00 deg, frequency = 1.1000 rad/s, Fn = 0.3 in the case of prescribed pitch motion of Model 5613 scaled to L = 154 m.	E-493
E-211.	Time history of F_x^{rad} for one period at amplitude = 1.00 deg, frequency = 0.2079 rad/s, Fn = 0.0 in the case of prescribed pitch motion of Model 5613 scaled to L = 154 m.	E-495
E-212.	Time history of F_x^{rad} for one period at amplitude = 1.75 deg, frequency = 0.2079 rad/s, Fn = 0.0 in the case of prescribed pitch motion of Model 5613 scaled to L = 154 m.	E-497
E-213.	Time history of F_x^{rad} for one period at amplitude = 2.50 deg, frequency = 0.2079 rad/s, Fn = 0.0 in the case of prescribed pitch motion of Model 5613 scaled to L = 154 m.	E-499
E-214.	Time history of F_x^{rad} for one period at amplitude = 3.75 deg, frequency = 0.2079 rad/s, Fn = 0.0 in the case of prescribed pitch motion of Model 5613 scaled to L = 154 m.	E-501
E-215.	Time history of F_x^{rad} for one period at amplitude = 5.00 deg, frequency = 0.2079 rad/s, Fn = 0.0 in the case of prescribed pitch motion of Model 5613 scaled to L = 154 m.	E-503
E-216.	Time history of F_x^{rad} for one period at amplitude = 1.00 deg, frequency = 0.3831 rad/s, Fn = 0.0 in the case of prescribed pitch motion of Model 5613 scaled to L = 154 m.	E-505
E-217.	Time history of F_x^{rad} for one period at amplitude = 1.75 deg, frequency = 0.3831 rad/s, Fn = 0.0 in the case of prescribed pitch motion of Model 5613 scaled to L = 154 m.	E-507
E-218.	Time history of F_x^{rad} for one period at amplitude = 2.50 deg, frequency = 0.3831 rad/s, Fn = 0.0 in the case of prescribed pitch motion of Model 5613 scaled to L = 154 m.	E-509
E-219.	Time history of F_x^{rad} for one period at amplitude = 3.75 deg, frequency = 0.3831 rad/s, Fn = 0.0 in the case of prescribed pitch motion of Model 5613 scaled to L = 154 m.	E-511
E-220.	Time history of F_x^{rad} for one period at amplitude = 5.00 deg, frequency = 0.3831 rad/s, Fn = 0.0 in the case of prescribed pitch motion of Model 5613 scaled to L = 154 m.	E-513
E-221.	Time history of F_x^{rad} for one period at amplitude = 1.00 deg, frequency = 1.1000 rad/s, Fn = 0.0 in the case of prescribed pitch motion of Model 5613 scaled to L = 154 m.	E-515

TASK 1/PITCH MOTION/MODEL 5613

E-222.	Time history of F_x^{rad} for one period at amplitude = 1.75 deg, frequency = 1.1000 rad/s, $F_n = 0.0$ in the case of prescribed pitch motion of Model 5613 scaled to $L = 154$ m.	E-517
E-223.	Time history of F_x^{rad} for one period at amplitude = 2.50 deg, frequency = 1.1000 rad/s, $F_n = 0.0$ in the case of prescribed pitch motion of Model 5613 scaled to $L = 154$ m.	E-519
E-224.	Time history of F_x^{rad} for one period at amplitude = 3.75 deg, frequency = 1.1000 rad/s, $F_n = 0.0$ in the case of prescribed pitch motion of Model 5613 scaled to $L = 154$ m.	E-521
E-225.	Time history of F_x^{rad} for one period at amplitude = 5.00 deg, frequency = 1.1000 rad/s, $F_n = 0.0$ in the case of prescribed pitch motion of Model 5613 scaled to $L = 154$ m.	E-523
E-226.	Time history of F_x^{rad} for one period at amplitude = 1.00 deg, frequency = 0.2079 rad/s, $F_n = 0.3$ in the case of prescribed pitch motion of Model 5613 scaled to $L = 154$ m.	E-525
E-227.	Time history of F_x^{rad} for one period at amplitude = 1.75 deg, frequency = 0.2079 rad/s, $F_n = 0.3$ in the case of prescribed pitch motion of Model 5613 scaled to $L = 154$ m.	E-527
E-228.	Time history of F_x^{rad} for one period at amplitude = 2.50 deg, frequency = 0.2079 rad/s, $F_n = 0.3$ in the case of prescribed pitch motion of Model 5613 scaled to $L = 154$ m.	E-529
E-229.	Time history of F_x^{rad} for one period at amplitude = 3.75 deg, frequency = 0.2079 rad/s, $F_n = 0.3$ in the case of prescribed pitch motion of Model 5613 scaled to $L = 154$ m.	E-531
E-230.	Time history of F_x^{rad} for one period at amplitude = 5.00 deg, frequency = 0.2079 rad/s, $F_n = 0.3$ in the case of prescribed pitch motion of Model 5613 scaled to $L = 154$ m.	E-533
E-231.	Time history of F_x^{rad} for one period at amplitude = 1.00 deg, frequency = 0.3831 rad/s, $F_n = 0.3$ in the case of prescribed pitch motion of Model 5613 scaled to $L = 154$ m.	E-535
E-232.	Time history of F_x^{rad} for one period at amplitude = 1.75 deg, frequency = 0.3831 rad/s, $F_n = 0.3$ in the case of prescribed pitch motion of Model 5613 scaled to $L = 154$ m.	E-537
E-233.	Time history of F_x^{rad} for one period at amplitude = 2.50 deg, frequency = 0.3831 rad/s, $F_n = 0.3$ in the case of prescribed pitch motion of Model 5613 scaled to $L = 154$ m.	E-539
E-234.	Time history of F_x^{rad} for one period at amplitude = 3.75 deg, frequency = 0.3831 rad/s, $F_n = 0.3$ in the case of prescribed pitch motion of Model 5613 scaled to $L = 154$ m.	E-541
E-235.	Time history of F_x^{rad} for one period at amplitude = 5.00 deg, frequency = 0.3831 rad/s, $F_n = 0.3$ in the case of prescribed pitch motion of Model 5613 scaled to $L = 154$ m.	E-543

TASK 1/PITCH MOTION/MODEL 5613

E-236.	Time history of F_x^{rad} for one period at amplitude = 1.00 deg, frequency = 1.1000 rad/s, Fn = 0.3 in the case of prescribed pitch motion of Model 5613 scaled to L = 154 m.	E-545
E-237.	Time history of F_x^{rad} for one period at amplitude = 1.75 deg, frequency = 1.1000 rad/s, Fn = 0.3 in the case of prescribed pitch motion of Model 5613 scaled to L = 154 m.	E-547
E-238.	Time history of F_x^{rad} for one period at amplitude = 2.50 deg, frequency = 1.1000 rad/s, Fn = 0.3 in the case of prescribed pitch motion of Model 5613 scaled to L = 154 m.	E-549
E-239.	Time history of F_x^{rad} for one period at amplitude = 3.75 deg, frequency = 1.1000 rad/s, Fn = 0.3 in the case of prescribed pitch motion of Model 5613 scaled to L = 154 m.	E-551
E-240.	Time history of F_x^{rad} for one period at amplitude = 5.00 deg, frequency = 1.1000 rad/s, Fn = 0.3 in the case of prescribed pitch motion of Model 5613 scaled to L = 154 m.	E-553
E-241.	Time history of F_z^{rad} for one period at amplitude = 1.00 deg, frequency = 0.2079 rad/s, Fn = 0.0 in the case of prescribed pitch motion of Model 5613 scaled to L = 154 m.	E-555
E-242.	Time history of F_z^{rad} for one period at amplitude = 1.75 deg, frequency = 0.2079 rad/s, Fn = 0.0 in the case of prescribed pitch motion of Model 5613 scaled to L = 154 m.	E-557
E-243.	Time history of F_z^{rad} for one period at amplitude = 2.50 deg, frequency = 0.2079 rad/s, Fn = 0.0 in the case of prescribed pitch motion of Model 5613 scaled to L = 154 m.	E-559
E-244.	Time history of F_z^{rad} for one period at amplitude = 3.75 deg, frequency = 0.2079 rad/s, Fn = 0.0 in the case of prescribed pitch motion of Model 5613 scaled to L = 154 m.	E-561
E-245.	Time history of F_z^{rad} for one period at amplitude = 5.00 deg, frequency = 0.2079 rad/s, Fn = 0.0 in the case of prescribed pitch motion of Model 5613 scaled to L = 154 m.	E-563
E-246.	Time history of F_z^{rad} for one period at amplitude = 1.00 deg, frequency = 0.3831 rad/s, Fn = 0.0 in the case of prescribed pitch motion of Model 5613 scaled to L = 154 m.	E-565
E-247.	Time history of F_z^{rad} for one period at amplitude = 1.75 deg, frequency = 0.3831 rad/s, Fn = 0.0 in the case of prescribed pitch motion of Model 5613 scaled to L = 154 m.	E-567
E-248.	Time history of F_z^{rad} for one period at amplitude = 2.50 deg, frequency = 0.3831 rad/s, Fn = 0.0 in the case of prescribed pitch motion of Model 5613 scaled to L = 154 m.	E-569
E-249.	Time history of F_z^{rad} for one period at amplitude = 3.75 deg, frequency = 0.3831 rad/s, Fn = 0.0 in the case of prescribed pitch motion of Model 5613 scaled to L = 154 m.	E-571

TASK 1/PITCH MOTION/MODEL 5613

E-250.	Time history of F_z^{rad} for one period at amplitude = 5.00 deg, frequency = 0.3831 rad/s, $F_n = 0.0$ in the case of prescribed pitch motion of Model 5613 scaled to $L = 154$ m.	E-573
E-251.	Time history of F_z^{rad} for one period at amplitude = 1.00 deg, frequency = 1.1000 rad/s, $F_n = 0.0$ in the case of prescribed pitch motion of Model 5613 scaled to $L = 154$ m.	E-575
E-252.	Time history of F_z^{rad} for one period at amplitude = 1.75 deg, frequency = 1.1000 rad/s, $F_n = 0.0$ in the case of prescribed pitch motion of Model 5613 scaled to $L = 154$ m.	E-577
E-253.	Time history of F_z^{rad} for one period at amplitude = 2.50 deg, frequency = 1.1000 rad/s, $F_n = 0.0$ in the case of prescribed pitch motion of Model 5613 scaled to $L = 154$ m.	E-579
E-254.	Time history of F_z^{rad} for one period at amplitude = 3.75 deg, frequency = 1.1000 rad/s, $F_n = 0.0$ in the case of prescribed pitch motion of Model 5613 scaled to $L = 154$ m.	E-581
E-255.	Time history of F_z^{rad} for one period at amplitude = 5.00 deg, frequency = 1.1000 rad/s, $F_n = 0.0$ in the case of prescribed pitch motion of Model 5613 scaled to $L = 154$ m.	E-583
E-256.	Time history of F_z^{rad} for one period at amplitude = 1.00 deg, frequency = 0.2079 rad/s, $F_n = 0.3$ in the case of prescribed pitch motion of Model 5613 scaled to $L = 154$ m.	E-585
E-257.	Time history of F_z^{rad} for one period at amplitude = 1.75 deg, frequency = 0.2079 rad/s, $F_n = 0.3$ in the case of prescribed pitch motion of Model 5613 scaled to $L = 154$ m.	E-587
E-258.	Time history of F_z^{rad} for one period at amplitude = 2.50 deg, frequency = 0.2079 rad/s, $F_n = 0.3$ in the case of prescribed pitch motion of Model 5613 scaled to $L = 154$ m.	E-589
E-259.	Time history of F_z^{rad} for one period at amplitude = 3.75 deg, frequency = 0.2079 rad/s, $F_n = 0.3$ in the case of prescribed pitch motion of Model 5613 scaled to $L = 154$ m.	E-591
E-260.	Time history of F_z^{rad} for one period at amplitude = 5.00 deg, frequency = 0.2079 rad/s, $F_n = 0.3$ in the case of prescribed pitch motion of Model 5613 scaled to $L = 154$ m.	E-593
E-261.	Time history of F_z^{rad} for one period at amplitude = 1.00 deg, frequency = 0.3831 rad/s, $F_n = 0.3$ in the case of prescribed pitch motion of Model 5613 scaled to $L = 154$ m.	E-595
E-262.	Time history of F_z^{rad} for one period at amplitude = 1.75 deg, frequency = 0.3831 rad/s, $F_n = 0.3$ in the case of prescribed pitch motion of Model 5613 scaled to $L = 154$ m.	E-597
E-263.	Time history of F_z^{rad} for one period at amplitude = 2.50 deg, frequency = 0.3831 rad/s, $F_n = 0.3$ in the case of prescribed pitch motion of Model 5613 scaled to $L = 154$ m.	E-599

TASK 1/PITCH MOTION/MODEL 5613

E-264.	Time history of F_z^{rad} for one period at amplitude = 3.75 deg, frequency = 0.3831 rad/s, Fn = 0.3 in the case of prescribed pitch motion of Model 5613 scaled to L = 154 m.	E-601
E-265.	Time history of F_z^{rad} for one period at amplitude = 5.00 deg, frequency = 0.3831 rad/s, Fn = 0.3 in the case of prescribed pitch motion of Model 5613 scaled to L = 154 m.	E-603
E-266.	Time history of F_z^{rad} for one period at amplitude = 1.00 deg, frequency = 1.1000 rad/s, Fn = 0.3 in the case of prescribed pitch motion of Model 5613 scaled to L = 154 m.	E-605
E-267.	Time history of F_z^{rad} for one period at amplitude = 1.75 deg, frequency = 1.1000 rad/s, Fn = 0.3 in the case of prescribed pitch motion of Model 5613 scaled to L = 154 m.	E-607
E-268.	Time history of F_z^{rad} for one period at amplitude = 2.50 deg, frequency = 1.1000 rad/s, Fn = 0.3 in the case of prescribed pitch motion of Model 5613 scaled to L = 154 m.	E-609
E-269.	Time history of F_z^{rad} for one period at amplitude = 3.75 deg, frequency = 1.1000 rad/s, Fn = 0.3 in the case of prescribed pitch motion of Model 5613 scaled to L = 154 m.	E-611
E-270.	Time history of F_z^{rad} for one period at amplitude = 5.00 deg, frequency = 1.1000 rad/s, Fn = 0.3 in the case of prescribed pitch motion of Model 5613 scaled to L = 154 m.	E-613
E-271.	Time history of M_y^{rad} for one period at amplitude = 1.00 deg, frequency = 0.2079 rad/s, Fn = 0.0 in the case of prescribed pitch motion of Model 5613 scaled to L = 154 m.	E-615
E-272.	Time history of M_y^{rad} for one period at amplitude = 1.75 deg, frequency = 0.2079 rad/s, Fn = 0.0 in the case of prescribed pitch motion of Model 5613 scaled to L = 154 m.	E-617
E-273.	Time history of M_y^{rad} for one period at amplitude = 2.50 deg, frequency = 0.2079 rad/s, Fn = 0.0 in the case of prescribed pitch motion of Model 5613 scaled to L = 154 m.	E-619
E-274.	Time history of M_y^{rad} for one period at amplitude = 3.75 deg, frequency = 0.2079 rad/s, Fn = 0.0 in the case of prescribed pitch motion of Model 5613 scaled to L = 154 m.	E-621
E-275.	Time history of M_y^{rad} for one period at amplitude = 5.00 deg, frequency = 0.2079 rad/s, Fn = 0.0 in the case of prescribed pitch motion of Model 5613 scaled to L = 154 m.	E-623
E-276.	Time history of M_y^{rad} for one period at amplitude = 1.00 deg, frequency = 0.3831 rad/s, Fn = 0.0 in the case of prescribed pitch motion of Model 5613 scaled to L = 154 m.	E-625
E-277.	Time history of M_y^{rad} for one period at amplitude = 1.75 deg, frequency = 0.3831 rad/s, Fn = 0.0 in the case of prescribed pitch motion of Model 5613 scaled to L = 154 m.	E-627

TASK 1/PITCH MOTION/MODEL 5613

E-278.	Time history of M_y^{rad} for one period at amplitude = 2.50 deg, frequency = 0.3831 rad/s, Fn = 0.0 in the case of prescribed pitch motion of Model 5613 scaled to L = 154 m.	E-629
E-279.	Time history of M_y^{rad} for one period at amplitude = 3.75 deg, frequency = 0.3831 rad/s, Fn = 0.0 in the case of prescribed pitch motion of Model 5613 scaled to L = 154 m.	E-631
E-280.	Time history of M_y^{rad} for one period at amplitude = 5.00 deg, frequency = 0.3831 rad/s, Fn = 0.0 in the case of prescribed pitch motion of Model 5613 scaled to L = 154 m.	E-633
E-281.	Time history of M_y^{rad} for one period at amplitude = 1.00 deg, frequency = 1.1000 rad/s, Fn = 0.0 in the case of prescribed pitch motion of Model 5613 scaled to L = 154 m.	E-635
E-282.	Time history of M_y^{rad} for one period at amplitude = 1.75 deg, frequency = 1.1000 rad/s, Fn = 0.0 in the case of prescribed pitch motion of Model 5613 scaled to L = 154 m.	E-637
E-283.	Time history of M_y^{rad} for one period at amplitude = 2.50 deg, frequency = 1.1000 rad/s, Fn = 0.0 in the case of prescribed pitch motion of Model 5613 scaled to L = 154 m.	E-639
E-284.	Time history of M_y^{rad} for one period at amplitude = 3.75 deg, frequency = 1.1000 rad/s, Fn = 0.0 in the case of prescribed pitch motion of Model 5613 scaled to L = 154 m.	E-641
E-285.	Time history of M_y^{rad} for one period at amplitude = 5.00 deg, frequency = 1.1000 rad/s, Fn = 0.0 in the case of prescribed pitch motion of Model 5613 scaled to L = 154 m.	E-643
E-286.	Time history of M_y^{rad} for one period at amplitude = 1.00 deg, frequency = 0.2079 rad/s, Fn = 0.3 in the case of prescribed pitch motion of Model 5613 scaled to L = 154 m.	E-645
E-287.	Time history of M_y^{rad} for one period at amplitude = 1.75 deg, frequency = 0.2079 rad/s, Fn = 0.3 in the case of prescribed pitch motion of Model 5613 scaled to L = 154 m.	E-647
E-288.	Time history of M_y^{rad} for one period at amplitude = 2.50 deg, frequency = 0.2079 rad/s, Fn = 0.3 in the case of prescribed pitch motion of Model 5613 scaled to L = 154 m.	E-649
E-289.	Time history of M_y^{rad} for one period at amplitude = 3.75 deg, frequency = 0.2079 rad/s, Fn = 0.3 in the case of prescribed pitch motion of Model 5613 scaled to L = 154 m.	E-651
E-290.	Time history of M_y^{rad} for one period at amplitude = 5.00 deg, frequency = 0.2079 rad/s, Fn = 0.3 in the case of prescribed pitch motion of Model 5613 scaled to L = 154 m.	E-653
E-291.	Time history of M_y^{rad} for one period at amplitude = 1.00 deg, frequency = 0.3831 rad/s, Fn = 0.3 in the case of prescribed pitch motion of Model 5613 scaled to L = 154 m.	E-655

TASK 1/PITCH MOTION/MODEL 5613

E-292.	Time history of M_y^{rad} for one period at amplitude = 1.75 deg, frequency = 0.3831 rad/s, Fn = 0.3 in the case of prescribed pitch motion of Model 5613 scaled to L = 154 m.	E-657
E-293.	Time history of M_y^{rad} for one period at amplitude = 2.50 deg, frequency = 0.3831 rad/s, Fn = 0.3 in the case of prescribed pitch motion of Model 5613 scaled to L = 154 m.	E-659
E-294.	Time history of M_y^{rad} for one period at amplitude = 3.75 deg, frequency = 0.3831 rad/s, Fn = 0.3 in the case of prescribed pitch motion of Model 5613 scaled to L = 154 m.	E-661
E-295.	Time history of M_y^{rad} for one period at amplitude = 5.00 deg, frequency = 0.3831 rad/s, Fn = 0.3 in the case of prescribed pitch motion of Model 5613 scaled to L = 154 m.	E-663
E-296.	Time history of M_y^{rad} for one period at amplitude = 1.00 deg, frequency = 1.1000 rad/s, Fn = 0.3 in the case of prescribed pitch motion of Model 5613 scaled to L = 154 m.	E-665
E-297.	Time history of M_y^{rad} for one period at amplitude = 1.75 deg, frequency = 1.1000 rad/s, Fn = 0.3 in the case of prescribed pitch motion of Model 5613 scaled to L = 154 m.	E-667
E-298.	Time history of M_y^{rad} for one period at amplitude = 2.50 deg, frequency = 1.1000 rad/s, Fn = 0.3 in the case of prescribed pitch motion of Model 5613 scaled to L = 154 m.	E-669
E-299.	Time history of M_y^{rad} for one period at amplitude = 3.75 deg, frequency = 1.1000 rad/s, Fn = 0.3 in the case of prescribed pitch motion of Model 5613 scaled to L = 154 m.	E-671
E-300.	Time history of M_y^{rad} for one period at amplitude = 5.00 deg, frequency = 1.1000 rad/s, Fn = 0.3 in the case of prescribed pitch motion of Model 5613 scaled to L = 154 m.	E-673

Tables

	<i>Page</i>
E-1. Coefficients of the Fourier fit $a_0 + a_1 \sin(\omega t + \Phi_1) + a_2 \sin(2\omega t + \Phi_2) + \dots$ of θ for one period at amplitude = 1.00 deg, frequency = 0.2079 rad/s, Fn = 0.0 in the case of prescribed pitch motion of Model 5613 scaled to L = 154 m.	E-76
E-2. Minimum and maximum of θ for one period at amplitude = 1.00 deg, frequency = 0.2079 rad/s, Fn = 0.0 in the case of prescribed pitch motion of Model 5613 scaled to L = 154 m.	E-76
E-3. Coefficients of the Fourier fit $a_0 + a_1 \sin(\omega t + \Phi_1) + a_2 \sin(2\omega t + \Phi_2) + \dots$ of θ for one period at amplitude = 1.75 deg, frequency = 0.2079 rad/s, Fn = 0.0 in the case of prescribed pitch motion of Model 5613 scaled to L = 154 m.	E-78

TASK 1/PITCH MOTION/MODEL 5613

E-4.	Minimum and maximum of θ for one period at amplitude = 1.75 deg, frequency = 0.2079 rad/s, $F_n = 0.0$ in the case of prescribed pitch motion of Model 5613 scaled to $L = 154$ m.	E-78
E-5.	Coefficients of the Fourier fit $a_0 + a_1 \sin(\omega t + \Phi_1) + a_2 \sin(2\omega t + \Phi_2) + \dots$ of θ for one period at amplitude = 2.50 deg, frequency = 0.2079 rad/s, $F_n = 0.0$ in the case of prescribed pitch motion of Model 5613 scaled to $L = 154$ m.	E-80
E-6.	Minimum and maximum of θ for one period at amplitude = 2.50 deg, frequency = 0.2079 rad/s, $F_n = 0.0$ in the case of prescribed pitch motion of Model 5613 scaled to $L = 154$ m.	E-80
E-7.	Coefficients of the Fourier fit $a_0 + a_1 \sin(\omega t + \Phi_1) + a_2 \sin(2\omega t + \Phi_2) + \dots$ of θ for one period at amplitude = 3.75 deg, frequency = 0.2079 rad/s, $F_n = 0.0$ in the case of prescribed pitch motion of Model 5613 scaled to $L = 154$ m.	E-82
E-8.	Minimum and maximum of θ for one period at amplitude = 3.75 deg, frequency = 0.2079 rad/s, $F_n = 0.0$ in the case of prescribed pitch motion of Model 5613 scaled to $L = 154$ m.	E-82
E-9.	Coefficients of the Fourier fit $a_0 + a_1 \sin(\omega t + \Phi_1) + a_2 \sin(2\omega t + \Phi_2) + \dots$ of θ for one period at amplitude = 5.00 deg, frequency = 0.2079 rad/s, $F_n = 0.0$ in the case of prescribed pitch motion of Model 5613 scaled to $L = 154$ m.	E-84
E-10.	Minimum and maximum of θ for one period at amplitude = 5.00 deg, frequency = 0.2079 rad/s, $F_n = 0.0$ in the case of prescribed pitch motion of Model 5613 scaled to $L = 154$ m.	E-84
E-11.	Coefficients of the Fourier fit $a_0 + a_1 \sin(\omega t + \Phi_1) + a_2 \sin(2\omega t + \Phi_2) + \dots$ of θ for one period at amplitude = 1.00 deg, frequency = 0.3831 rad/s, $F_n = 0.0$ in the case of prescribed pitch motion of Model 5613 scaled to $L = 154$ m.	E-86
E-12.	Minimum and maximum of θ for one period at amplitude = 1.00 deg, frequency = 0.3831 rad/s, $F_n = 0.0$ in the case of prescribed pitch motion of Model 5613 scaled to $L = 154$ m.	E-86
E-13.	Coefficients of the Fourier fit $a_0 + a_1 \sin(\omega t + \Phi_1) + a_2 \sin(2\omega t + \Phi_2) + \dots$ of θ for one period at amplitude = 1.75 deg, frequency = 0.3831 rad/s, $F_n = 0.0$ in the case of prescribed pitch motion of Model 5613 scaled to $L = 154$ m.	E-88
E-14.	Minimum and maximum of θ for one period at amplitude = 1.75 deg, frequency = 0.3831 rad/s, $F_n = 0.0$ in the case of prescribed pitch motion of Model 5613 scaled to $L = 154$ m.	E-88
E-15.	Coefficients of the Fourier fit $a_0 + a_1 \sin(\omega t + \Phi_1) + a_2 \sin(2\omega t + \Phi_2) + \dots$ of θ for one period at amplitude = 2.50 deg, frequency = 0.3831 rad/s, $F_n = 0.0$ in the case of prescribed pitch motion of Model 5613 scaled to $L = 154$ m.	E-90

TASK 1/PITCH MOTION/MODEL 5613

- E-16. Minimum and maximum of θ for one period at amplitude = 2.50 deg, frequency = 0.3831 rad/s, $F_n = 0.0$ in the case of prescribed pitch motion of Model 5613 scaled to $L = 154$ m. E-90
- E-17. Coefficients of the Fourier fit $a_0 + a_1 \sin(\omega t + \Phi_1) + a_2 \sin(2\omega t + \Phi_2) + \dots$ of θ for one period at amplitude = 3.75 deg, frequency = 0.3831 rad/s, $F_n = 0.0$ in the case of prescribed pitch motion of Model 5613 scaled to $L = 154$ m. E-92
- E-18. Minimum and maximum of θ for one period at amplitude = 3.75 deg, frequency = 0.3831 rad/s, $F_n = 0.0$ in the case of prescribed pitch motion of Model 5613 scaled to $L = 154$ m. E-92
- E-19. Coefficients of the Fourier fit $a_0 + a_1 \sin(\omega t + \Phi_1) + a_2 \sin(2\omega t + \Phi_2) + \dots$ of θ for one period at amplitude = 5.00 deg, frequency = 0.3831 rad/s, $F_n = 0.0$ in the case of prescribed pitch motion of Model 5613 scaled to $L = 154$ m. E-94
- E-20. Minimum and maximum of θ for one period at amplitude = 5.00 deg, frequency = 0.3831 rad/s, $F_n = 0.0$ in the case of prescribed pitch motion of Model 5613 scaled to $L = 154$ m. E-94
- E-21. Coefficients of the Fourier fit $a_0 + a_1 \sin(\omega t + \Phi_1) + a_2 \sin(2\omega t + \Phi_2) + \dots$ of θ for one period at amplitude = 1.00 deg, frequency = 1.1000 rad/s, $F_n = 0.0$ in the case of prescribed pitch motion of Model 5613 scaled to $L = 154$ m. E-96
- E-22. Minimum and maximum of θ for one period at amplitude = 1.00 deg, frequency = 1.1000 rad/s, $F_n = 0.0$ in the case of prescribed pitch motion of Model 5613 scaled to $L = 154$ m. E-96
- E-23. Coefficients of the Fourier fit $a_0 + a_1 \sin(\omega t + \Phi_1) + a_2 \sin(2\omega t + \Phi_2) + \dots$ of θ for one period at amplitude = 1.75 deg, frequency = 1.1000 rad/s, $F_n = 0.0$ in the case of prescribed pitch motion of Model 5613 scaled to $L = 154$ m. E-98
- E-24. Minimum and maximum of θ for one period at amplitude = 1.75 deg, frequency = 1.1000 rad/s, $F_n = 0.0$ in the case of prescribed pitch motion of Model 5613 scaled to $L = 154$ m. E-98
- E-25. Coefficients of the Fourier fit $a_0 + a_1 \sin(\omega t + \Phi_1) + a_2 \sin(2\omega t + \Phi_2) + \dots$ of θ for one period at amplitude = 2.50 deg, frequency = 1.1000 rad/s, $F_n = 0.0$ in the case of prescribed pitch motion of Model 5613 scaled to $L = 154$ m. E-100
- E-26. Minimum and maximum of θ for one period at amplitude = 2.50 deg, frequency = 1.1000 rad/s, $F_n = 0.0$ in the case of prescribed pitch motion of Model 5613 scaled to $L = 154$ m. E-100
- E-27. Coefficients of the Fourier fit $a_0 + a_1 \sin(\omega t + \Phi_1) + a_2 \sin(2\omega t + \Phi_2) + \dots$ of θ for one period at amplitude = 3.75 deg, frequency = 1.1000 rad/s, $F_n = 0.0$ in the case of prescribed pitch motion of Model 5613 scaled to $L = 154$ m. E-102

TASK 1/PITCH MOTION/MODEL 5613

E-28.	Minimum and maximum of θ for one period at amplitude = 3.75 deg, frequency = 1.1000 rad/s, $F_n = 0.0$ in the case of prescribed pitch motion of Model 5613 scaled to $L = 154$ m.	E-102
E-29.	Coefficients of the Fourier fit $a_0 + a_1 \sin(\omega t + \Phi_1) + a_2 \sin(2\omega t + \Phi_2) + \dots$ of θ for one period at amplitude = 5.00 deg, frequency = 1.1000 rad/s, $F_n = 0.0$ in the case of prescribed pitch motion of Model 5613 scaled to $L = 154$ m.	E-104
E-30.	Minimum and maximum of θ for one period at amplitude = 5.00 deg, frequency = 1.1000 rad/s, $F_n = 0.0$ in the case of prescribed pitch motion of Model 5613 scaled to $L = 154$ m.	E-104
E-31.	Coefficients of the Fourier fit $a_0 + a_1 \sin(\omega t + \Phi_1) + a_2 \sin(2\omega t + \Phi_2) + \dots$ of θ for one period at amplitude = 1.00 deg, frequency = 0.2079 rad/s, $F_n = 0.3$ in the case of prescribed pitch motion of Model 5613 scaled to $L = 154$ m.	E-106
E-32.	Minimum and maximum of θ for one period at amplitude = 1.00 deg, frequency = 0.2079 rad/s, $F_n = 0.3$ in the case of prescribed pitch motion of Model 5613 scaled to $L = 154$ m.	E-106
E-33.	Coefficients of the Fourier fit $a_0 + a_1 \sin(\omega t + \Phi_1) + a_2 \sin(2\omega t + \Phi_2) + \dots$ of θ for one period at amplitude = 1.75 deg, frequency = 0.2079 rad/s, $F_n = 0.3$ in the case of prescribed pitch motion of Model 5613 scaled to $L = 154$ m.	E-108
E-34.	Minimum and maximum of θ for one period at amplitude = 1.75 deg, frequency = 0.2079 rad/s, $F_n = 0.3$ in the case of prescribed pitch motion of Model 5613 scaled to $L = 154$ m.	E-108
E-35.	Coefficients of the Fourier fit $a_0 + a_1 \sin(\omega t + \Phi_1) + a_2 \sin(2\omega t + \Phi_2) + \dots$ of θ for one period at amplitude = 2.50 deg, frequency = 0.2079 rad/s, $F_n = 0.3$ in the case of prescribed pitch motion of Model 5613 scaled to $L = 154$ m.	E-110
E-36.	Minimum and maximum of θ for one period at amplitude = 2.50 deg, frequency = 0.2079 rad/s, $F_n = 0.3$ in the case of prescribed pitch motion of Model 5613 scaled to $L = 154$ m.	E-110
E-37.	Coefficients of the Fourier fit $a_0 + a_1 \sin(\omega t + \Phi_1) + a_2 \sin(2\omega t + \Phi_2) + \dots$ of θ for one period at amplitude = 3.75 deg, frequency = 0.2079 rad/s, $F_n = 0.3$ in the case of prescribed pitch motion of Model 5613 scaled to $L = 154$ m.	E-112
E-38.	Minimum and maximum of θ for one period at amplitude = 3.75 deg, frequency = 0.2079 rad/s, $F_n = 0.3$ in the case of prescribed pitch motion of Model 5613 scaled to $L = 154$ m.	E-112
E-39.	Coefficients of the Fourier fit $a_0 + a_1 \sin(\omega t + \Phi_1) + a_2 \sin(2\omega t + \Phi_2) + \dots$ of θ for one period at amplitude = 5.00 deg, frequency = 0.2079 rad/s, $F_n = 0.3$ in the case of prescribed pitch motion of Model 5613 scaled to $L = 154$ m.	E-114

TASK 1/PITCH MOTION/MODEL 5613

E-40.	Minimum and maximum of θ for one period at amplitude = 5.00 deg, frequency = 0.2079 rad/s, $F_n = 0.3$ in the case of prescribed pitch motion of Model 5613 scaled to $L = 154$ m.	E-114
E-41.	Coefficients of the Fourier fit $a_0 + a_1 \sin(\omega t + \Phi_1) + a_2 \sin(2\omega t + \Phi_2) + \dots$ of θ for one period at amplitude = 1.00 deg, frequency = 0.3831 rad/s, $F_n = 0.3$ in the case of prescribed pitch motion of Model 5613 scaled to $L = 154$ m.	E-116
E-42.	Minimum and maximum of θ for one period at amplitude = 1.00 deg, frequency = 0.3831 rad/s, $F_n = 0.3$ in the case of prescribed pitch motion of Model 5613 scaled to $L = 154$ m.	E-116
E-43.	Coefficients of the Fourier fit $a_0 + a_1 \sin(\omega t + \Phi_1) + a_2 \sin(2\omega t + \Phi_2) + \dots$ of θ for one period at amplitude = 1.75 deg, frequency = 0.3831 rad/s, $F_n = 0.3$ in the case of prescribed pitch motion of Model 5613 scaled to $L = 154$ m.	E-118
E-44.	Minimum and maximum of θ for one period at amplitude = 1.75 deg, frequency = 0.3831 rad/s, $F_n = 0.3$ in the case of prescribed pitch motion of Model 5613 scaled to $L = 154$ m.	E-118
E-45.	Coefficients of the Fourier fit $a_0 + a_1 \sin(\omega t + \Phi_1) + a_2 \sin(2\omega t + \Phi_2) + \dots$ of θ for one period at amplitude = 2.50 deg, frequency = 0.3831 rad/s, $F_n = 0.3$ in the case of prescribed pitch motion of Model 5613 scaled to $L = 154$ m.	E-120
E-46.	Minimum and maximum of θ for one period at amplitude = 2.50 deg, frequency = 0.3831 rad/s, $F_n = 0.3$ in the case of prescribed pitch motion of Model 5613 scaled to $L = 154$ m.	E-120
E-47.	Coefficients of the Fourier fit $a_0 + a_1 \sin(\omega t + \Phi_1) + a_2 \sin(2\omega t + \Phi_2) + \dots$ of θ for one period at amplitude = 3.75 deg, frequency = 0.3831 rad/s, $F_n = 0.3$ in the case of prescribed pitch motion of Model 5613 scaled to $L = 154$ m.	E-122
E-48.	Minimum and maximum of θ for one period at amplitude = 3.75 deg, frequency = 0.3831 rad/s, $F_n = 0.3$ in the case of prescribed pitch motion of Model 5613 scaled to $L = 154$ m.	E-122
E-49.	Coefficients of the Fourier fit $a_0 + a_1 \sin(\omega t + \Phi_1) + a_2 \sin(2\omega t + \Phi_2) + \dots$ of θ for one period at amplitude = 5.00 deg, frequency = 0.3831 rad/s, $F_n = 0.3$ in the case of prescribed pitch motion of Model 5613 scaled to $L = 154$ m.	E-124
E-50.	Minimum and maximum of θ for one period at amplitude = 5.00 deg, frequency = 0.3831 rad/s, $F_n = 0.3$ in the case of prescribed pitch motion of Model 5613 scaled to $L = 154$ m.	E-124
E-51.	Coefficients of the Fourier fit $a_0 + a_1 \sin(\omega t + \Phi_1) + a_2 \sin(2\omega t + \Phi_2) + \dots$ of θ for one period at amplitude = 1.00 deg, frequency = 1.1000 rad/s, $F_n = 0.3$ in the case of prescribed pitch motion of Model 5613 scaled to $L = 154$ m.	E-126

TASK 1/PITCH MOTION/MODEL 5613

E-52.	Minimum and maximum of θ for one period at amplitude = 1.00 deg, frequency = 1.1000 rad/s, $F_n = 0.3$ in the case of prescribed pitch motion of Model 5613 scaled to $L = 154$ m.	E-126
E-53.	Coefficients of the Fourier fit $a_0 + a_1 \sin(\omega t + \Phi_1) + a_2 \sin(2\omega t + \Phi_2) + \dots$ of θ for one period at amplitude = 1.75 deg, frequency = 1.1000 rad/s, $F_n = 0.3$ in the case of prescribed pitch motion of Model 5613 scaled to $L = 154$ m.	E-128
E-54.	Minimum and maximum of θ for one period at amplitude = 1.75 deg, frequency = 1.1000 rad/s, $F_n = 0.3$ in the case of prescribed pitch motion of Model 5613 scaled to $L = 154$ m.	E-128
E-55.	Coefficients of the Fourier fit $a_0 + a_1 \sin(\omega t + \Phi_1) + a_2 \sin(2\omega t + \Phi_2) + \dots$ of θ for one period at amplitude = 2.50 deg, frequency = 1.1000 rad/s, $F_n = 0.3$ in the case of prescribed pitch motion of Model 5613 scaled to $L = 154$ m.	E-130
E-56.	Minimum and maximum of θ for one period at amplitude = 2.50 deg, frequency = 1.1000 rad/s, $F_n = 0.3$ in the case of prescribed pitch motion of Model 5613 scaled to $L = 154$ m.	E-130
E-57.	Coefficients of the Fourier fit $a_0 + a_1 \sin(\omega t + \Phi_1) + a_2 \sin(2\omega t + \Phi_2) + \dots$ of θ for one period at amplitude = 3.75 deg, frequency = 1.1000 rad/s, $F_n = 0.3$ in the case of prescribed pitch motion of Model 5613 scaled to $L = 154$ m.	E-132
E-58.	Minimum and maximum of θ for one period at amplitude = 3.75 deg, frequency = 1.1000 rad/s, $F_n = 0.3$ in the case of prescribed pitch motion of Model 5613 scaled to $L = 154$ m.	E-132
E-59.	Coefficients of the Fourier fit $a_0 + a_1 \sin(\omega t + \Phi_1) + a_2 \sin(2\omega t + \Phi_2) + \dots$ of θ for one period at amplitude = 5.00 deg, frequency = 1.1000 rad/s, $F_n = 0.3$ in the case of prescribed pitch motion of Model 5613 scaled to $L = 154$ m.	E-134
E-60.	Minimum and maximum of θ for one period at amplitude = 5.00 deg, frequency = 1.1000 rad/s, $F_n = 0.3$ in the case of prescribed pitch motion of Model 5613 scaled to $L = 154$ m.	E-134
E-61.	Coefficients of the Fourier fit $a_0 + a_1 \sin(\omega t + \Phi_1) + a_2 \sin(2\omega t + \Phi_2) + \dots$ of F_x^{ptot} for one period at amplitude = 1.00 deg, frequency = 0.2079 rad/s, $F_n = 0.0$ in the case of prescribed pitch motion of Model 5613 scaled to $L = 154$ m.	E-136
E-62.	Minimum and maximum of F_x^{ptot} for one period at amplitude = 1.00 deg, frequency = 0.2079 rad/s, $F_n = 0.0$ in the case of prescribed pitch motion of Model 5613 scaled to $L = 154$ m.	E-136
E-63.	Coefficients of the Fourier fit $a_0 + a_1 \sin(\omega t + \Phi_1) + a_2 \sin(2\omega t + \Phi_2) + \dots$ of F_x^{ptot} for one period at amplitude = 1.75 deg, frequency = 0.2079 rad/s, $F_n = 0.0$ in the case of prescribed pitch motion of Model 5613 scaled to $L = 154$ m.	E-138

TASK 1/PITCH MOTION/MODEL 5613

E-64.	Minimum and maximum of F_x^{ptot} for one period at amplitude = 1.75 deg, frequency = 0.2079 rad/s, $F_n = 0.0$ in the case of prescribed pitch motion of Model 5613 scaled to $L = 154$ m.	E-138
E-65.	Coefficients of the Fourier fit $a_0 + a_1 \sin(\omega t + \Phi_1) + a_2 \sin(2\omega t + \Phi_2) + \dots$ of F_x^{ptot} for one period at amplitude = 2.50 deg, frequency = 0.2079 rad/s, $F_n = 0.0$ in the case of prescribed pitch motion of Model 5613 scaled to $L = 154$ m.	E-140
E-66.	Minimum and maximum of F_x^{ptot} for one period at amplitude = 2.50 deg, frequency = 0.2079 rad/s, $F_n = 0.0$ in the case of prescribed pitch motion of Model 5613 scaled to $L = 154$ m.	E-140
E-67.	Coefficients of the Fourier fit $a_0 + a_1 \sin(\omega t + \Phi_1) + a_2 \sin(2\omega t + \Phi_2) + \dots$ of F_x^{ptot} for one period at amplitude = 3.75 deg, frequency = 0.2079 rad/s, $F_n = 0.0$ in the case of prescribed pitch motion of Model 5613 scaled to $L = 154$ m.	E-142
E-68.	Minimum and maximum of F_x^{ptot} for one period at amplitude = 3.75 deg, frequency = 0.2079 rad/s, $F_n = 0.0$ in the case of prescribed pitch motion of Model 5613 scaled to $L = 154$ m.	E-142
E-69.	Coefficients of the Fourier fit $a_0 + a_1 \sin(\omega t + \Phi_1) + a_2 \sin(2\omega t + \Phi_2) + \dots$ of F_x^{ptot} for one period at amplitude = 5.00 deg, frequency = 0.2079 rad/s, $F_n = 0.0$ in the case of prescribed pitch motion of Model 5613 scaled to $L = 154$ m.	E-144
E-70.	Minimum and maximum of F_x^{ptot} for one period at amplitude = 5.00 deg, frequency = 0.2079 rad/s, $F_n = 0.0$ in the case of prescribed pitch motion of Model 5613 scaled to $L = 154$ m.	E-144
E-71.	Coefficients of the Fourier fit $a_0 + a_1 \sin(\omega t + \Phi_1) + a_2 \sin(2\omega t + \Phi_2) + \dots$ of F_x^{ptot} for one period at amplitude = 1.00 deg, frequency = 0.3831 rad/s, $F_n = 0.0$ in the case of prescribed pitch motion of Model 5613 scaled to $L = 154$ m.	E-146
E-72.	Minimum and maximum of F_x^{ptot} for one period at amplitude = 1.00 deg, frequency = 0.3831 rad/s, $F_n = 0.0$ in the case of prescribed pitch motion of Model 5613 scaled to $L = 154$ m.	E-146
E-73.	Coefficients of the Fourier fit $a_0 + a_1 \sin(\omega t + \Phi_1) + a_2 \sin(2\omega t + \Phi_2) + \dots$ of F_x^{ptot} for one period at amplitude = 1.75 deg, frequency = 0.3831 rad/s, $F_n = 0.0$ in the case of prescribed pitch motion of Model 5613 scaled to $L = 154$ m.	E-148
E-74.	Minimum and maximum of F_x^{ptot} for one period at amplitude = 1.75 deg, frequency = 0.3831 rad/s, $F_n = 0.0$ in the case of prescribed pitch motion of Model 5613 scaled to $L = 154$ m.	E-148
E-75.	Coefficients of the Fourier fit $a_0 + a_1 \sin(\omega t + \Phi_1) + a_2 \sin(2\omega t + \Phi_2) + \dots$ of F_x^{ptot} for one period at amplitude = 2.50 deg, frequency = 0.3831 rad/s, $F_n = 0.0$ in the case of prescribed pitch motion of Model 5613 scaled to $L = 154$ m.	E-150

TASK 1/PITCH MOTION/MODEL 5613

E-76. Minimum and maximum of F_x^{ptot} for one period at amplitude = 2.50 deg, frequency = 0.3831 rad/s, $F_n = 0.0$ in the case of prescribed pitch motion of Model 5613 scaled to $L = 154$ m. E-150

E-77. Coefficients of the Fourier fit $a_0 + a_1 \sin(\omega t + \Phi_1) + a_2 \sin(2\omega t + \Phi_2) + \dots$ of F_x^{ptot} for one period at amplitude = 3.75 deg, frequency = 0.3831 rad/s, $F_n = 0.0$ in the case of prescribed pitch motion of Model 5613 scaled to $L = 154$ m. E-152

E-78. Minimum and maximum of F_x^{ptot} for one period at amplitude = 3.75 deg, frequency = 0.3831 rad/s, $F_n = 0.0$ in the case of prescribed pitch motion of Model 5613 scaled to $L = 154$ m. E-152

E-79. Coefficients of the Fourier fit $a_0 + a_1 \sin(\omega t + \Phi_1) + a_2 \sin(2\omega t + \Phi_2) + \dots$ of F_x^{ptot} for one period at amplitude = 5.00 deg, frequency = 0.3831 rad/s, $F_n = 0.0$ in the case of prescribed pitch motion of Model 5613 scaled to $L = 154$ m. E-154

E-80. Minimum and maximum of F_x^{ptot} for one period at amplitude = 5.00 deg, frequency = 0.3831 rad/s, $F_n = 0.0$ in the case of prescribed pitch motion of Model 5613 scaled to $L = 154$ m. E-154

E-81. Coefficients of the Fourier fit $a_0 + a_1 \sin(\omega t + \Phi_1) + a_2 \sin(2\omega t + \Phi_2) + \dots$ of F_x^{ptot} for one period at amplitude = 1.00 deg, frequency = 1.1000 rad/s, $F_n = 0.0$ in the case of prescribed pitch motion of Model 5613 scaled to $L = 154$ m. E-156

E-82. Minimum and maximum of F_x^{ptot} for one period at amplitude = 1.00 deg, frequency = 1.1000 rad/s, $F_n = 0.0$ in the case of prescribed pitch motion of Model 5613 scaled to $L = 154$ m. E-156

E-83. Coefficients of the Fourier fit $a_0 + a_1 \sin(\omega t + \Phi_1) + a_2 \sin(2\omega t + \Phi_2) + \dots$ of F_x^{ptot} for one period at amplitude = 1.75 deg, frequency = 1.1000 rad/s, $F_n = 0.0$ in the case of prescribed pitch motion of Model 5613 scaled to $L = 154$ m. E-158

E-84. Minimum and maximum of F_x^{ptot} for one period at amplitude = 1.75 deg, frequency = 1.1000 rad/s, $F_n = 0.0$ in the case of prescribed pitch motion of Model 5613 scaled to $L = 154$ m. E-158

E-85. Coefficients of the Fourier fit $a_0 + a_1 \sin(\omega t + \Phi_1) + a_2 \sin(2\omega t + \Phi_2) + \dots$ of F_x^{ptot} for one period at amplitude = 2.50 deg, frequency = 1.1000 rad/s, $F_n = 0.0$ in the case of prescribed pitch motion of Model 5613 scaled to $L = 154$ m. E-160

E-86. Minimum and maximum of F_x^{ptot} for one period at amplitude = 2.50 deg, frequency = 1.1000 rad/s, $F_n = 0.0$ in the case of prescribed pitch motion of Model 5613 scaled to $L = 154$ m. E-160

E-87. Coefficients of the Fourier fit $a_0 + a_1 \sin(\omega t + \Phi_1) + a_2 \sin(2\omega t + \Phi_2) + \dots$ of F_x^{ptot} for one period at amplitude = 3.75 deg, frequency = 1.1000 rad/s, $F_n = 0.0$ in the case of prescribed pitch motion of Model 5613 scaled to $L = 154$ m. E-162

TASK 1/PITCH MOTION/MODEL 5613

E-88. Minimum and maximum of F_x^{ptot} for one period at amplitude = 3.75 deg, frequency = 1.1000 rad/s, $F_n = 0.0$ in the case of prescribed pitch motion of Model 5613 scaled to $L = 154$ m. E-162

E-89. Coefficients of the Fourier fit $a_0 + a_1 \sin(\omega t + \Phi_1) + a_2 \sin(2\omega t + \Phi_2) + \dots$ of F_x^{ptot} for one period at amplitude = 5.00 deg, frequency = 1.1000 rad/s, $F_n = 0.0$ in the case of prescribed pitch motion of Model 5613 scaled to $L = 154$ m. E-164

E-90. Minimum and maximum of F_x^{ptot} for one period at amplitude = 5.00 deg, frequency = 1.1000 rad/s, $F_n = 0.0$ in the case of prescribed pitch motion of Model 5613 scaled to $L = 154$ m. E-164

E-91. Coefficients of the Fourier fit $a_0 + a_1 \sin(\omega t + \Phi_1) + a_2 \sin(2\omega t + \Phi_2) + \dots$ of F_x^{ptot} for one period at amplitude = 1.00 deg, frequency = 0.2079 rad/s, $F_n = 0.3$ in the case of prescribed pitch motion of Model 5613 scaled to $L = 154$ m. E-166

E-92. Minimum and maximum of F_x^{ptot} for one period at amplitude = 1.00 deg, frequency = 0.2079 rad/s, $F_n = 0.3$ in the case of prescribed pitch motion of Model 5613 scaled to $L = 154$ m. E-166

E-93. Coefficients of the Fourier fit $a_0 + a_1 \sin(\omega t + \Phi_1) + a_2 \sin(2\omega t + \Phi_2) + \dots$ of F_x^{ptot} for one period at amplitude = 1.75 deg, frequency = 0.2079 rad/s, $F_n = 0.3$ in the case of prescribed pitch motion of Model 5613 scaled to $L = 154$ m. E-168

E-94. Minimum and maximum of F_x^{ptot} for one period at amplitude = 1.75 deg, frequency = 0.2079 rad/s, $F_n = 0.3$ in the case of prescribed pitch motion of Model 5613 scaled to $L = 154$ m. E-168

E-95. Coefficients of the Fourier fit $a_0 + a_1 \sin(\omega t + \Phi_1) + a_2 \sin(2\omega t + \Phi_2) + \dots$ of F_x^{ptot} for one period at amplitude = 2.50 deg, frequency = 0.2079 rad/s, $F_n = 0.3$ in the case of prescribed pitch motion of Model 5613 scaled to $L = 154$ m. E-170

E-96. Minimum and maximum of F_x^{ptot} for one period at amplitude = 2.50 deg, frequency = 0.2079 rad/s, $F_n = 0.3$ in the case of prescribed pitch motion of Model 5613 scaled to $L = 154$ m. E-170

E-97. Coefficients of the Fourier fit $a_0 + a_1 \sin(\omega t + \Phi_1) + a_2 \sin(2\omega t + \Phi_2) + \dots$ of F_x^{ptot} for one period at amplitude = 3.75 deg, frequency = 0.2079 rad/s, $F_n = 0.3$ in the case of prescribed pitch motion of Model 5613 scaled to $L = 154$ m. E-172

E-98. Minimum and maximum of F_x^{ptot} for one period at amplitude = 3.75 deg, frequency = 0.2079 rad/s, $F_n = 0.3$ in the case of prescribed pitch motion of Model 5613 scaled to $L = 154$ m. E-172

E-99. Coefficients of the Fourier fit $a_0 + a_1 \sin(\omega t + \Phi_1) + a_2 \sin(2\omega t + \Phi_2) + \dots$ of F_x^{ptot} for one period at amplitude = 5.00 deg, frequency = 0.2079 rad/s, $F_n = 0.3$ in the case of prescribed pitch motion of Model 5613 scaled to $L = 154$ m. E-174

TASK 1/PITCH MOTION/MODEL 5613

E-100. Minimum and maximum of F_x^{ptot} for one period at amplitude = 5.00 deg, frequency = 0.2079 rad/s, $F_n = 0.3$ in the case of prescribed pitch motion of Model 5613 scaled to $L = 154$ m. E-174

E-101. Coefficients of the Fourier fit $a_0 + a_1 \sin(\omega t + \Phi_1) + a_2 \sin(2\omega t + \Phi_2) + \dots$ of F_x^{ptot} for one period at amplitude = 1.00 deg, frequency = 0.3831 rad/s, $F_n = 0.3$ in the case of prescribed pitch motion of Model 5613 scaled to $L = 154$ m. E-176

E-102. Minimum and maximum of F_x^{ptot} for one period at amplitude = 1.00 deg, frequency = 0.3831 rad/s, $F_n = 0.3$ in the case of prescribed pitch motion of Model 5613 scaled to $L = 154$ m. E-176

E-103. Coefficients of the Fourier fit $a_0 + a_1 \sin(\omega t + \Phi_1) + a_2 \sin(2\omega t + \Phi_2) + \dots$ of F_x^{ptot} for one period at amplitude = 1.75 deg, frequency = 0.3831 rad/s, $F_n = 0.3$ in the case of prescribed pitch motion of Model 5613 scaled to $L = 154$ m. E-178

E-104. Minimum and maximum of F_x^{ptot} for one period at amplitude = 1.75 deg, frequency = 0.3831 rad/s, $F_n = 0.3$ in the case of prescribed pitch motion of Model 5613 scaled to $L = 154$ m. E-178

E-105. Coefficients of the Fourier fit $a_0 + a_1 \sin(\omega t + \Phi_1) + a_2 \sin(2\omega t + \Phi_2) + \dots$ of F_x^{ptot} for one period at amplitude = 2.50 deg, frequency = 0.3831 rad/s, $F_n = 0.3$ in the case of prescribed pitch motion of Model 5613 scaled to $L = 154$ m. E-180

E-106. Minimum and maximum of F_x^{ptot} for one period at amplitude = 2.50 deg, frequency = 0.3831 rad/s, $F_n = 0.3$ in the case of prescribed pitch motion of Model 5613 scaled to $L = 154$ m. E-180

E-107. Coefficients of the Fourier fit $a_0 + a_1 \sin(\omega t + \Phi_1) + a_2 \sin(2\omega t + \Phi_2) + \dots$ of F_x^{ptot} for one period at amplitude = 3.75 deg, frequency = 0.3831 rad/s, $F_n = 0.3$ in the case of prescribed pitch motion of Model 5613 scaled to $L = 154$ m. E-182

E-108. Minimum and maximum of F_x^{ptot} for one period at amplitude = 3.75 deg, frequency = 0.3831 rad/s, $F_n = 0.3$ in the case of prescribed pitch motion of Model 5613 scaled to $L = 154$ m. E-182

E-109. Coefficients of the Fourier fit $a_0 + a_1 \sin(\omega t + \Phi_1) + a_2 \sin(2\omega t + \Phi_2) + \dots$ of F_x^{ptot} for one period at amplitude = 5.00 deg, frequency = 0.3831 rad/s, $F_n = 0.3$ in the case of prescribed pitch motion of Model 5613 scaled to $L = 154$ m. E-184

E-110. Minimum and maximum of F_x^{ptot} for one period at amplitude = 5.00 deg, frequency = 0.3831 rad/s, $F_n = 0.3$ in the case of prescribed pitch motion of Model 5613 scaled to $L = 154$ m. E-184

E-111. Coefficients of the Fourier fit $a_0 + a_1 \sin(\omega t + \Phi_1) + a_2 \sin(2\omega t + \Phi_2) + \dots$ of F_x^{ptot} for one period at amplitude = 1.00 deg, frequency = 1.1000 rad/s, $F_n = 0.3$ in the case of prescribed pitch motion of Model 5613 scaled to $L = 154$ m. E-186

TASK 1/PITCH MOTION/MODEL 5613

E-112. Minimum and maximum of F_x^{ptot} for one period at amplitude = 1.00 deg, frequency = 1.1000 rad/s, Fn = 0.3 in the case of prescribed pitch motion of Model 5613 scaled to L = 154 m. E-186

E-113. Coefficients of the Fourier fit $a_0 + a_1 \sin(\omega t + \Phi_1) + a_2 \sin(2\omega t + \Phi_2) + \dots$ of F_x^{ptot} for one period at amplitude = 1.75 deg, frequency = 1.1000 rad/s, Fn = 0.3 in the case of prescribed pitch motion of Model 5613 scaled to L = 154 m. E-188

E-114. Minimum and maximum of F_x^{ptot} for one period at amplitude = 1.75 deg, frequency = 1.1000 rad/s, Fn = 0.3 in the case of prescribed pitch motion of Model 5613 scaled to L = 154 m. E-188

E-115. Coefficients of the Fourier fit $a_0 + a_1 \sin(\omega t + \Phi_1) + a_2 \sin(2\omega t + \Phi_2) + \dots$ of F_x^{ptot} for one period at amplitude = 2.50 deg, frequency = 1.1000 rad/s, Fn = 0.3 in the case of prescribed pitch motion of Model 5613 scaled to L = 154 m. E-190

E-116. Minimum and maximum of F_x^{ptot} for one period at amplitude = 2.50 deg, frequency = 1.1000 rad/s, Fn = 0.3 in the case of prescribed pitch motion of Model 5613 scaled to L = 154 m. E-190

E-117. Coefficients of the Fourier fit $a_0 + a_1 \sin(\omega t + \Phi_1) + a_2 \sin(2\omega t + \Phi_2) + \dots$ of F_x^{ptot} for one period at amplitude = 3.75 deg, frequency = 1.1000 rad/s, Fn = 0.3 in the case of prescribed pitch motion of Model 5613 scaled to L = 154 m. E-192

E-118. Minimum and maximum of F_x^{ptot} for one period at amplitude = 3.75 deg, frequency = 1.1000 rad/s, Fn = 0.3 in the case of prescribed pitch motion of Model 5613 scaled to L = 154 m. E-192

E-119. Coefficients of the Fourier fit $a_0 + a_1 \sin(\omega t + \Phi_1) + a_2 \sin(2\omega t + \Phi_2) + \dots$ of F_x^{ptot} for one period at amplitude = 5.00 deg, frequency = 1.1000 rad/s, Fn = 0.3 in the case of prescribed pitch motion of Model 5613 scaled to L = 154 m. E-194

E-120. Minimum and maximum of F_x^{ptot} for one period at amplitude = 5.00 deg, frequency = 1.1000 rad/s, Fn = 0.3 in the case of prescribed pitch motion of Model 5613 scaled to L = 154 m. E-194

E-121. Coefficients of the Fourier fit $a_0 + a_1 \sin(\omega t + \Phi_1) + a_2 \sin(2\omega t + \Phi_2) + \dots$ of F_z^{ptot} for one period at amplitude = 1.00 deg, frequency = 0.2079 rad/s, Fn = 0.0 in the case of prescribed pitch motion of Model 5613 scaled to L = 154 m. E-196

E-122. Minimum and maximum of F_z^{ptot} for one period at amplitude = 1.00 deg, frequency = 0.2079 rad/s, Fn = 0.0 in the case of prescribed pitch motion of Model 5613 scaled to L = 154 m. E-196

E-123. Coefficients of the Fourier fit $a_0 + a_1 \sin(\omega t + \Phi_1) + a_2 \sin(2\omega t + \Phi_2) + \dots$ of F_z^{ptot} for one period at amplitude = 1.75 deg, frequency = 0.2079 rad/s, Fn = 0.0 in the case of prescribed pitch motion of Model 5613 scaled to L = 154 m. E-198

TASK 1/PITCH MOTION/MODEL 5613

E-124. Minimum and maximum of F_z^{ptot} for one period at amplitude = 1.75 deg, frequency = 0.2079 rad/s, $F_n = 0.0$ in the case of prescribed pitch motion of Model 5613 scaled to $L = 154$ m. E-198

E-125. Coefficients of the Fourier fit $a_0 + a_1 \sin(\omega t + \Phi_1) + a_2 \sin(2\omega t + \Phi_2) + \dots$ of F_z^{ptot} for one period at amplitude = 2.50 deg, frequency = 0.2079 rad/s, $F_n = 0.0$ in the case of prescribed pitch motion of Model 5613 scaled to $L = 154$ m. E-200

E-126. Minimum and maximum of F_z^{ptot} for one period at amplitude = 2.50 deg, frequency = 0.2079 rad/s, $F_n = 0.0$ in the case of prescribed pitch motion of Model 5613 scaled to $L = 154$ m. E-200

E-127. Coefficients of the Fourier fit $a_0 + a_1 \sin(\omega t + \Phi_1) + a_2 \sin(2\omega t + \Phi_2) + \dots$ of F_z^{ptot} for one period at amplitude = 3.75 deg, frequency = 0.2079 rad/s, $F_n = 0.0$ in the case of prescribed pitch motion of Model 5613 scaled to $L = 154$ m. E-202

E-128. Minimum and maximum of F_z^{ptot} for one period at amplitude = 3.75 deg, frequency = 0.2079 rad/s, $F_n = 0.0$ in the case of prescribed pitch motion of Model 5613 scaled to $L = 154$ m. E-202

E-129. Coefficients of the Fourier fit $a_0 + a_1 \sin(\omega t + \Phi_1) + a_2 \sin(2\omega t + \Phi_2) + \dots$ of F_z^{ptot} for one period at amplitude = 5.00 deg, frequency = 0.2079 rad/s, $F_n = 0.0$ in the case of prescribed pitch motion of Model 5613 scaled to $L = 154$ m. E-204

E-130. Minimum and maximum of F_z^{ptot} for one period at amplitude = 5.00 deg, frequency = 0.2079 rad/s, $F_n = 0.0$ in the case of prescribed pitch motion of Model 5613 scaled to $L = 154$ m. E-204

E-131. Coefficients of the Fourier fit $a_0 + a_1 \sin(\omega t + \Phi_1) + a_2 \sin(2\omega t + \Phi_2) + \dots$ of F_z^{ptot} for one period at amplitude = 1.00 deg, frequency = 0.3831 rad/s, $F_n = 0.0$ in the case of prescribed pitch motion of Model 5613 scaled to $L = 154$ m. E-206

E-132. Minimum and maximum of F_z^{ptot} for one period at amplitude = 1.00 deg, frequency = 0.3831 rad/s, $F_n = 0.0$ in the case of prescribed pitch motion of Model 5613 scaled to $L = 154$ m. E-206

E-133. Coefficients of the Fourier fit $a_0 + a_1 \sin(\omega t + \Phi_1) + a_2 \sin(2\omega t + \Phi_2) + \dots$ of F_z^{ptot} for one period at amplitude = 1.75 deg, frequency = 0.3831 rad/s, $F_n = 0.0$ in the case of prescribed pitch motion of Model 5613 scaled to $L = 154$ m. E-208

E-134. Minimum and maximum of F_z^{ptot} for one period at amplitude = 1.75 deg, frequency = 0.3831 rad/s, $F_n = 0.0$ in the case of prescribed pitch motion of Model 5613 scaled to $L = 154$ m. E-208

E-135. Coefficients of the Fourier fit $a_0 + a_1 \sin(\omega t + \Phi_1) + a_2 \sin(2\omega t + \Phi_2) + \dots$ of F_z^{ptot} for one period at amplitude = 2.50 deg, frequency = 0.3831 rad/s, $F_n = 0.0$ in the case of prescribed pitch motion of Model 5613 scaled to $L = 154$ m. E-210

TASK 1/PITCH MOTION/MODEL 5613

- E-136. Minimum and maximum of F_z^{ptot} for one period at amplitude = 2.50 deg, frequency = 0.3831 rad/s, $F_n = 0.0$ in the case of prescribed pitch motion of Model 5613 scaled to $L = 154$ m. E-210
- E-137. Coefficients of the Fourier fit $a_0 + a_1 \sin(\omega t + \Phi_1) + a_2 \sin(2\omega t + \Phi_2) + \dots$ of F_z^{ptot} for one period at amplitude = 3.75 deg, frequency = 0.3831 rad/s, $F_n = 0.0$ in the case of prescribed pitch motion of Model 5613 scaled to $L = 154$ m. E-212
- E-138. Minimum and maximum of F_z^{ptot} for one period at amplitude = 3.75 deg, frequency = 0.3831 rad/s, $F_n = 0.0$ in the case of prescribed pitch motion of Model 5613 scaled to $L = 154$ m. E-212
- E-139. Coefficients of the Fourier fit $a_0 + a_1 \sin(\omega t + \Phi_1) + a_2 \sin(2\omega t + \Phi_2) + \dots$ of F_z^{ptot} for one period at amplitude = 5.00 deg, frequency = 0.3831 rad/s, $F_n = 0.0$ in the case of prescribed pitch motion of Model 5613 scaled to $L = 154$ m. E-214
- E-140. Minimum and maximum of F_z^{ptot} for one period at amplitude = 5.00 deg, frequency = 0.3831 rad/s, $F_n = 0.0$ in the case of prescribed pitch motion of Model 5613 scaled to $L = 154$ m. E-214
- E-141. Coefficients of the Fourier fit $a_0 + a_1 \sin(\omega t + \Phi_1) + a_2 \sin(2\omega t + \Phi_2) + \dots$ of F_z^{ptot} for one period at amplitude = 1.00 deg, frequency = 1.1000 rad/s, $F_n = 0.0$ in the case of prescribed pitch motion of Model 5613 scaled to $L = 154$ m. E-216
- E-142. Minimum and maximum of F_z^{ptot} for one period at amplitude = 1.00 deg, frequency = 1.1000 rad/s, $F_n = 0.0$ in the case of prescribed pitch motion of Model 5613 scaled to $L = 154$ m. E-216
- E-143. Coefficients of the Fourier fit $a_0 + a_1 \sin(\omega t + \Phi_1) + a_2 \sin(2\omega t + \Phi_2) + \dots$ of F_z^{ptot} for one period at amplitude = 1.75 deg, frequency = 1.1000 rad/s, $F_n = 0.0$ in the case of prescribed pitch motion of Model 5613 scaled to $L = 154$ m. E-218
- E-144. Minimum and maximum of F_z^{ptot} for one period at amplitude = 1.75 deg, frequency = 1.1000 rad/s, $F_n = 0.0$ in the case of prescribed pitch motion of Model 5613 scaled to $L = 154$ m. E-218
- E-145. Coefficients of the Fourier fit $a_0 + a_1 \sin(\omega t + \Phi_1) + a_2 \sin(2\omega t + \Phi_2) + \dots$ of F_z^{ptot} for one period at amplitude = 2.50 deg, frequency = 1.1000 rad/s, $F_n = 0.0$ in the case of prescribed pitch motion of Model 5613 scaled to $L = 154$ m. E-220
- E-146. Minimum and maximum of F_z^{ptot} for one period at amplitude = 2.50 deg, frequency = 1.1000 rad/s, $F_n = 0.0$ in the case of prescribed pitch motion of Model 5613 scaled to $L = 154$ m. E-220
- E-147. Coefficients of the Fourier fit $a_0 + a_1 \sin(\omega t + \Phi_1) + a_2 \sin(2\omega t + \Phi_2) + \dots$ of F_z^{ptot} for one period at amplitude = 3.75 deg, frequency = 1.1000 rad/s, $F_n = 0.0$ in the case of prescribed pitch motion of Model 5613 scaled to $L = 154$ m. E-222

TASK 1/PITCH MOTION/MODEL 5613

E-148. Minimum and maximum of F_z^{ptot} for one period at amplitude = 3.75 deg, frequency = 1.1000 rad/s, $F_n = 0.0$ in the case of prescribed pitch motion of Model 5613 scaled to $L = 154$ m. E-222

E-149. Coefficients of the Fourier fit $a_0 + a_1 \sin(\omega t + \Phi_1) + a_2 \sin(2\omega t + \Phi_2) + \dots$ of F_z^{ptot} for one period at amplitude = 5.00 deg, frequency = 1.1000 rad/s, $F_n = 0.0$ in the case of prescribed pitch motion of Model 5613 scaled to $L = 154$ m. E-224

E-150. Minimum and maximum of F_z^{ptot} for one period at amplitude = 5.00 deg, frequency = 1.1000 rad/s, $F_n = 0.0$ in the case of prescribed pitch motion of Model 5613 scaled to $L = 154$ m. E-224

E-151. Coefficients of the Fourier fit $a_0 + a_1 \sin(\omega t + \Phi_1) + a_2 \sin(2\omega t + \Phi_2) + \dots$ of F_z^{ptot} for one period at amplitude = 1.00 deg, frequency = 0.2079 rad/s, $F_n = 0.3$ in the case of prescribed pitch motion of Model 5613 scaled to $L = 154$ m. E-226

E-152. Minimum and maximum of F_z^{ptot} for one period at amplitude = 1.00 deg, frequency = 0.2079 rad/s, $F_n = 0.3$ in the case of prescribed pitch motion of Model 5613 scaled to $L = 154$ m. E-226

E-153. Coefficients of the Fourier fit $a_0 + a_1 \sin(\omega t + \Phi_1) + a_2 \sin(2\omega t + \Phi_2) + \dots$ of F_z^{ptot} for one period at amplitude = 1.75 deg, frequency = 0.2079 rad/s, $F_n = 0.3$ in the case of prescribed pitch motion of Model 5613 scaled to $L = 154$ m. E-228

E-154. Minimum and maximum of F_z^{ptot} for one period at amplitude = 1.75 deg, frequency = 0.2079 rad/s, $F_n = 0.3$ in the case of prescribed pitch motion of Model 5613 scaled to $L = 154$ m. E-228

E-155. Coefficients of the Fourier fit $a_0 + a_1 \sin(\omega t + \Phi_1) + a_2 \sin(2\omega t + \Phi_2) + \dots$ of F_z^{ptot} for one period at amplitude = 2.50 deg, frequency = 0.2079 rad/s, $F_n = 0.3$ in the case of prescribed pitch motion of Model 5613 scaled to $L = 154$ m. E-230

E-156. Minimum and maximum of F_z^{ptot} for one period at amplitude = 2.50 deg, frequency = 0.2079 rad/s, $F_n = 0.3$ in the case of prescribed pitch motion of Model 5613 scaled to $L = 154$ m. E-230

E-157. Coefficients of the Fourier fit $a_0 + a_1 \sin(\omega t + \Phi_1) + a_2 \sin(2\omega t + \Phi_2) + \dots$ of F_z^{ptot} for one period at amplitude = 3.75 deg, frequency = 0.2079 rad/s, $F_n = 0.3$ in the case of prescribed pitch motion of Model 5613 scaled to $L = 154$ m. E-232

E-158. Minimum and maximum of F_z^{ptot} for one period at amplitude = 3.75 deg, frequency = 0.2079 rad/s, $F_n = 0.3$ in the case of prescribed pitch motion of Model 5613 scaled to $L = 154$ m. E-232

E-159. Coefficients of the Fourier fit $a_0 + a_1 \sin(\omega t + \Phi_1) + a_2 \sin(2\omega t + \Phi_2) + \dots$ of F_z^{ptot} for one period at amplitude = 5.00 deg, frequency = 0.2079 rad/s, $F_n = 0.3$ in the case of prescribed pitch motion of Model 5613 scaled to $L = 154$ m. E-234

TASK 1/PITCH MOTION/MODEL 5613

- E-160. Minimum and maximum of F_z^{ptot} for one period at amplitude = 5.00 deg, frequency = 0.2079 rad/s, $F_n = 0.3$ in the case of prescribed pitch motion of Model 5613 scaled to $L = 154$ m. E-234
- E-161. Coefficients of the Fourier fit $a_0 + a_1 \sin(\omega t + \Phi_1) + a_2 \sin(2\omega t + \Phi_2) + \dots$ of F_z^{ptot} for one period at amplitude = 1.00 deg, frequency = 0.3831 rad/s, $F_n = 0.3$ in the case of prescribed pitch motion of Model 5613 scaled to $L = 154$ m. E-236
- E-162. Minimum and maximum of F_z^{ptot} for one period at amplitude = 1.00 deg, frequency = 0.3831 rad/s, $F_n = 0.3$ in the case of prescribed pitch motion of Model 5613 scaled to $L = 154$ m. E-236
- E-163. Coefficients of the Fourier fit $a_0 + a_1 \sin(\omega t + \Phi_1) + a_2 \sin(2\omega t + \Phi_2) + \dots$ of F_z^{ptot} for one period at amplitude = 1.75 deg, frequency = 0.3831 rad/s, $F_n = 0.3$ in the case of prescribed pitch motion of Model 5613 scaled to $L = 154$ m. E-238
- E-164. Minimum and maximum of F_z^{ptot} for one period at amplitude = 1.75 deg, frequency = 0.3831 rad/s, $F_n = 0.3$ in the case of prescribed pitch motion of Model 5613 scaled to $L = 154$ m. E-238
- E-165. Coefficients of the Fourier fit $a_0 + a_1 \sin(\omega t + \Phi_1) + a_2 \sin(2\omega t + \Phi_2) + \dots$ of F_z^{ptot} for one period at amplitude = 2.50 deg, frequency = 0.3831 rad/s, $F_n = 0.3$ in the case of prescribed pitch motion of Model 5613 scaled to $L = 154$ m. E-240
- E-166. Minimum and maximum of F_z^{ptot} for one period at amplitude = 2.50 deg, frequency = 0.3831 rad/s, $F_n = 0.3$ in the case of prescribed pitch motion of Model 5613 scaled to $L = 154$ m. E-240
- E-167. Coefficients of the Fourier fit $a_0 + a_1 \sin(\omega t + \Phi_1) + a_2 \sin(2\omega t + \Phi_2) + \dots$ of F_z^{ptot} for one period at amplitude = 3.75 deg, frequency = 0.3831 rad/s, $F_n = 0.3$ in the case of prescribed pitch motion of Model 5613 scaled to $L = 154$ m. E-242
- E-168. Minimum and maximum of F_z^{ptot} for one period at amplitude = 3.75 deg, frequency = 0.3831 rad/s, $F_n = 0.3$ in the case of prescribed pitch motion of Model 5613 scaled to $L = 154$ m. E-242
- E-169. Coefficients of the Fourier fit $a_0 + a_1 \sin(\omega t + \Phi_1) + a_2 \sin(2\omega t + \Phi_2) + \dots$ of F_z^{ptot} for one period at amplitude = 5.00 deg, frequency = 0.3831 rad/s, $F_n = 0.3$ in the case of prescribed pitch motion of Model 5613 scaled to $L = 154$ m. E-244
- E-170. Minimum and maximum of F_z^{ptot} for one period at amplitude = 5.00 deg, frequency = 0.3831 rad/s, $F_n = 0.3$ in the case of prescribed pitch motion of Model 5613 scaled to $L = 154$ m. E-244
- E-171. Coefficients of the Fourier fit $a_0 + a_1 \sin(\omega t + \Phi_1) + a_2 \sin(2\omega t + \Phi_2) + \dots$ of F_z^{ptot} for one period at amplitude = 1.00 deg, frequency = 1.1000 rad/s, $F_n = 0.3$ in the case of prescribed pitch motion of Model 5613 scaled to $L = 154$ m. E-246

TASK 1/PITCH MOTION/MODEL 5613

E-172. Minimum and maximum of of F_z^{ptot} for one period at amplitude = 1.00 deg, frequency = 1.1000 rad/s, Fn = 0.3 in the case of prescribed pitch motion of Model 5613 scaled to L = 154 m. E-246

E-173. Coefficients of the Fourier fit $a_0 + a_1 \sin(\omega t + \Phi_1) + a_2 \sin(2\omega t + \Phi_2) + \dots$ of F_z^{ptot} for one period at amplitude = 1.75 deg, frequency = 1.1000 rad/s, Fn = 0.3 in the case of prescribed pitch motion of Model 5613 scaled to L = 154 m. E-248

E-174. Minimum and maximum of of F_z^{ptot} for one period at amplitude = 1.75 deg, frequency = 1.1000 rad/s, Fn = 0.3 in the case of prescribed pitch motion of Model 5613 scaled to L = 154 m. E-248

E-175. Coefficients of the Fourier fit $a_0 + a_1 \sin(\omega t + \Phi_1) + a_2 \sin(2\omega t + \Phi_2) + \dots$ of F_z^{ptot} for one period at amplitude = 2.50 deg, frequency = 1.1000 rad/s, Fn = 0.3 in the case of prescribed pitch motion of Model 5613 scaled to L = 154 m. E-250

E-176. Minimum and maximum of of F_z^{ptot} for one period at amplitude = 2.50 deg, frequency = 1.1000 rad/s, Fn = 0.3 in the case of prescribed pitch motion of Model 5613 scaled to L = 154 m. E-250

E-177. Coefficients of the Fourier fit $a_0 + a_1 \sin(\omega t + \Phi_1) + a_2 \sin(2\omega t + \Phi_2) + \dots$ of F_z^{ptot} for one period at amplitude = 3.75 deg, frequency = 1.1000 rad/s, Fn = 0.3 in the case of prescribed pitch motion of Model 5613 scaled to L = 154 m. E-252

E-178. Minimum and maximum of of F_z^{ptot} for one period at amplitude = 3.75 deg, frequency = 1.1000 rad/s, Fn = 0.3 in the case of prescribed pitch motion of Model 5613 scaled to L = 154 m. E-252

E-179. Coefficients of the Fourier fit $a_0 + a_1 \sin(\omega t + \Phi_1) + a_2 \sin(2\omega t + \Phi_2) + \dots$ of F_z^{ptot} for one period at amplitude = 5.00 deg, frequency = 1.1000 rad/s, Fn = 0.3 in the case of prescribed pitch motion of Model 5613 scaled to L = 154 m. E-254

E-180. Minimum and maximum of of F_z^{ptot} for one period at amplitude = 5.00 deg, frequency = 1.1000 rad/s, Fn = 0.3 in the case of prescribed pitch motion of Model 5613 scaled to L = 154 m. E-254

E-181. Coefficients of the Fourier fit $a_0 + a_1 \sin(\omega t + \Phi_1) + a_2 \sin(2\omega t + \Phi_2) + \dots$ of M_y^{ptot} for one period at amplitude = 1.00 deg, frequency = 0.2079 rad/s, Fn = 0.0 in the case of prescribed pitch motion of Model 5613 scaled to L = 154 m. E-256

E-182. Minimum and maximum of of M_y^{ptot} for one period at amplitude = 1.00 deg, frequency = 0.2079 rad/s, Fn = 0.0 in the case of prescribed pitch motion of Model 5613 scaled to L = 154 m. E-256

E-183. Coefficients of the Fourier fit $a_0 + a_1 \sin(\omega t + \Phi_1) + a_2 \sin(2\omega t + \Phi_2) + \dots$ of M_y^{ptot} for one period at amplitude = 1.75 deg, frequency = 0.2079 rad/s, Fn = 0.0 in the case of prescribed pitch motion of Model 5613 scaled to L = 154 m. E-258

TASK 1/PITCH MOTION/MODEL 5613

E-184.	Minimum and maximum of of M_y^{ptot} for one period at amplitude = 1.75 deg, frequency = 0.2079 rad/s, Fn = 0.0 in the case of prescribed pitch motion of Model 5613 scaled to L = 154 m.	E-258
E-185.	Coefficients of the Fourier fit $a_0 + a_1 \sin(\omega t + \Phi_1) + a_2 \sin(2\omega t + \Phi_2) + \dots$ of M_y^{ptot} for one period at amplitude = 2.50 deg, frequency = 0.2079 rad/s, Fn = 0.0 in the case of prescribed pitch motion of Model 5613 scaled to L = 154 m.	E-260
E-186.	Minimum and maximum of of M_y^{ptot} for one period at amplitude = 2.50 deg, frequency = 0.2079 rad/s, Fn = 0.0 in the case of prescribed pitch motion of Model 5613 scaled to L = 154 m.	E-260
E-187.	Coefficients of the Fourier fit $a_0 + a_1 \sin(\omega t + \Phi_1) + a_2 \sin(2\omega t + \Phi_2) + \dots$ of M_y^{ptot} for one period at amplitude = 3.75 deg, frequency = 0.2079 rad/s, Fn = 0.0 in the case of prescribed pitch motion of Model 5613 scaled to L = 154 m.	E-262
E-188.	Minimum and maximum of of M_y^{ptot} for one period at amplitude = 3.75 deg, frequency = 0.2079 rad/s, Fn = 0.0 in the case of prescribed pitch motion of Model 5613 scaled to L = 154 m.	E-262
E-189.	Coefficients of the Fourier fit $a_0 + a_1 \sin(\omega t + \Phi_1) + a_2 \sin(2\omega t + \Phi_2) + \dots$ of M_y^{ptot} for one period at amplitude = 5.00 deg, frequency = 0.2079 rad/s, Fn = 0.0 in the case of prescribed pitch motion of Model 5613 scaled to L = 154 m.	E-264
E-190.	Minimum and maximum of of M_y^{ptot} for one period at amplitude = 5.00 deg, frequency = 0.2079 rad/s, Fn = 0.0 in the case of prescribed pitch motion of Model 5613 scaled to L = 154 m.	E-264
E-191.	Coefficients of the Fourier fit $a_0 + a_1 \sin(\omega t + \Phi_1) + a_2 \sin(2\omega t + \Phi_2) + \dots$ of M_y^{ptot} for one period at amplitude = 1.00 deg, frequency = 0.3831 rad/s, Fn = 0.0 in the case of prescribed pitch motion of Model 5613 scaled to L = 154 m.	E-266
E-192.	Minimum and maximum of of M_y^{ptot} for one period at amplitude = 1.00 deg, frequency = 0.3831 rad/s, Fn = 0.0 in the case of prescribed pitch motion of Model 5613 scaled to L = 154 m.	E-266
E-193.	Coefficients of the Fourier fit $a_0 + a_1 \sin(\omega t + \Phi_1) + a_2 \sin(2\omega t + \Phi_2) + \dots$ of M_y^{ptot} for one period at amplitude = 1.75 deg, frequency = 0.3831 rad/s, Fn = 0.0 in the case of prescribed pitch motion of Model 5613 scaled to L = 154 m.	E-268
E-194.	Minimum and maximum of of M_y^{ptot} for one period at amplitude = 1.75 deg, frequency = 0.3831 rad/s, Fn = 0.0 in the case of prescribed pitch motion of Model 5613 scaled to L = 154 m.	E-268
E-195.	Coefficients of the Fourier fit $a_0 + a_1 \sin(\omega t + \Phi_1) + a_2 \sin(2\omega t + \Phi_2) + \dots$ of M_y^{ptot} for one period at amplitude = 2.50 deg, frequency = 0.3831 rad/s, Fn = 0.0 in the case of prescribed pitch motion of Model 5613 scaled to L = 154 m.	E-270

TASK 1/PITCH MOTION/MODEL 5613

E-196. Minimum and maximum of M_y^{ptot} for one period at amplitude = 2.50 deg, frequency = 0.3831 rad/s, Fn = 0.0 in the case of prescribed pitch motion of Model 5613 scaled to L = 154 m. E-270

E-197. Coefficients of the Fourier fit $a_0 + a_1 \sin(\omega t + \Phi_1) + a_2 \sin(2\omega t + \Phi_2) + \dots$ of M_y^{ptot} for one period at amplitude = 3.75 deg, frequency = 0.3831 rad/s, Fn = 0.0 in the case of prescribed pitch motion of Model 5613 scaled to L = 154 m. E-272

E-198. Minimum and maximum of M_y^{ptot} for one period at amplitude = 3.75 deg, frequency = 0.3831 rad/s, Fn = 0.0 in the case of prescribed pitch motion of Model 5613 scaled to L = 154 m. E-272

E-199. Coefficients of the Fourier fit $a_0 + a_1 \sin(\omega t + \Phi_1) + a_2 \sin(2\omega t + \Phi_2) + \dots$ of M_y^{ptot} for one period at amplitude = 5.00 deg, frequency = 0.3831 rad/s, Fn = 0.0 in the case of prescribed pitch motion of Model 5613 scaled to L = 154 m. E-274

E-200. Minimum and maximum of M_y^{ptot} for one period at amplitude = 5.00 deg, frequency = 0.3831 rad/s, Fn = 0.0 in the case of prescribed pitch motion of Model 5613 scaled to L = 154 m. E-274

E-201. Coefficients of the Fourier fit $a_0 + a_1 \sin(\omega t + \Phi_1) + a_2 \sin(2\omega t + \Phi_2) + \dots$ of M_y^{ptot} for one period at amplitude = 1.00 deg, frequency = 1.1000 rad/s, Fn = 0.0 in the case of prescribed pitch motion of Model 5613 scaled to L = 154 m. E-276

E-202. Minimum and maximum of M_y^{ptot} for one period at amplitude = 1.00 deg, frequency = 1.1000 rad/s, Fn = 0.0 in the case of prescribed pitch motion of Model 5613 scaled to L = 154 m. E-276

E-203. Coefficients of the Fourier fit $a_0 + a_1 \sin(\omega t + \Phi_1) + a_2 \sin(2\omega t + \Phi_2) + \dots$ of M_y^{ptot} for one period at amplitude = 1.75 deg, frequency = 1.1000 rad/s, Fn = 0.0 in the case of prescribed pitch motion of Model 5613 scaled to L = 154 m. E-278

E-204. Minimum and maximum of M_y^{ptot} for one period at amplitude = 1.75 deg, frequency = 1.1000 rad/s, Fn = 0.0 in the case of prescribed pitch motion of Model 5613 scaled to L = 154 m. E-278

E-205. Coefficients of the Fourier fit $a_0 + a_1 \sin(\omega t + \Phi_1) + a_2 \sin(2\omega t + \Phi_2) + \dots$ of M_y^{ptot} for one period at amplitude = 2.50 deg, frequency = 1.1000 rad/s, Fn = 0.0 in the case of prescribed pitch motion of Model 5613 scaled to L = 154 m. E-280

E-206. Minimum and maximum of M_y^{ptot} for one period at amplitude = 2.50 deg, frequency = 1.1000 rad/s, Fn = 0.0 in the case of prescribed pitch motion of Model 5613 scaled to L = 154 m. E-280

E-207. Coefficients of the Fourier fit $a_0 + a_1 \sin(\omega t + \Phi_1) + a_2 \sin(2\omega t + \Phi_2) + \dots$ of M_y^{ptot} for one period at amplitude = 3.75 deg, frequency = 1.1000 rad/s, Fn = 0.0 in the case of prescribed pitch motion of Model 5613 scaled to L = 154 m. E-282

TASK 1/PITCH MOTION/MODEL 5613

E-208. Minimum and maximum of of M_y^{ptot} for one period at amplitude = 3.75 deg, frequency = 1.1000 rad/s, Fn = 0.0 in the case of prescribed pitch motion of Model 5613 scaled to L = 154 m. E-282

E-209. Coefficients of the Fourier fit $a_0 + a_1 \sin(\omega t + \Phi_1) + a_2 \sin(2\omega t + \Phi_2) + \dots$ of M_y^{ptot} for one period at amplitude = 5.00 deg, frequency = 1.1000 rad/s, Fn = 0.0 in the case of prescribed pitch motion of Model 5613 scaled to L = 154 m. E-284

E-210. Minimum and maximum of of M_y^{ptot} for one period at amplitude = 5.00 deg, frequency = 1.1000 rad/s, Fn = 0.0 in the case of prescribed pitch motion of Model 5613 scaled to L = 154 m. E-284

E-211. Coefficients of the Fourier fit $a_0 + a_1 \sin(\omega t + \Phi_1) + a_2 \sin(2\omega t + \Phi_2) + \dots$ of M_y^{ptot} for one period at amplitude = 1.00 deg, frequency = 0.2079 rad/s, Fn = 0.3 in the case of prescribed pitch motion of Model 5613 scaled to L = 154 m. E-286

E-212. Minimum and maximum of of M_y^{ptot} for one period at amplitude = 1.00 deg, frequency = 0.2079 rad/s, Fn = 0.3 in the case of prescribed pitch motion of Model 5613 scaled to L = 154 m. E-286

E-213. Coefficients of the Fourier fit $a_0 + a_1 \sin(\omega t + \Phi_1) + a_2 \sin(2\omega t + \Phi_2) + \dots$ of M_y^{ptot} for one period at amplitude = 1.75 deg, frequency = 0.2079 rad/s, Fn = 0.3 in the case of prescribed pitch motion of Model 5613 scaled to L = 154 m. E-288

E-214. Minimum and maximum of of M_y^{ptot} for one period at amplitude = 1.75 deg, frequency = 0.2079 rad/s, Fn = 0.3 in the case of prescribed pitch motion of Model 5613 scaled to L = 154 m. E-288

E-215. Coefficients of the Fourier fit $a_0 + a_1 \sin(\omega t + \Phi_1) + a_2 \sin(2\omega t + \Phi_2) + \dots$ of M_y^{ptot} for one period at amplitude = 2.50 deg, frequency = 0.2079 rad/s, Fn = 0.3 in the case of prescribed pitch motion of Model 5613 scaled to L = 154 m. E-290

E-216. Minimum and maximum of of M_y^{ptot} for one period at amplitude = 2.50 deg, frequency = 0.2079 rad/s, Fn = 0.3 in the case of prescribed pitch motion of Model 5613 scaled to L = 154 m. E-290

E-217. Coefficients of the Fourier fit $a_0 + a_1 \sin(\omega t + \Phi_1) + a_2 \sin(2\omega t + \Phi_2) + \dots$ of M_y^{ptot} for one period at amplitude = 3.75 deg, frequency = 0.2079 rad/s, Fn = 0.3 in the case of prescribed pitch motion of Model 5613 scaled to L = 154 m. E-292

E-218. Minimum and maximum of of M_y^{ptot} for one period at amplitude = 3.75 deg, frequency = 0.2079 rad/s, Fn = 0.3 in the case of prescribed pitch motion of Model 5613 scaled to L = 154 m. E-292

E-219. Coefficients of the Fourier fit $a_0 + a_1 \sin(\omega t + \Phi_1) + a_2 \sin(2\omega t + \Phi_2) + \dots$ of M_y^{ptot} for one period at amplitude = 5.00 deg, frequency = 0.2079 rad/s, Fn = 0.3 in the case of prescribed pitch motion of Model 5613 scaled to L = 154 m. E-294

TASK 1/PITCH MOTION/MODEL 5613

E-220. Minimum and maximum of of M_y^{ptot} for one period at amplitude = 5.00 deg, frequency = 0.2079 rad/s, Fn = 0.3 in the case of prescribed pitch motion of Model 5613 scaled to L = 154 m. E-294

E-221. Coefficients of the Fourier fit $a_0 + a_1 \sin(\omega t + \Phi_1) + a_2 \sin(2\omega t + \Phi_2) + \dots$ of M_y^{ptot} for one period at amplitude = 1.00 deg, frequency = 0.3831 rad/s, Fn = 0.3 in the case of prescribed pitch motion of Model 5613 scaled to L = 154 m. E-296

E-222. Minimum and maximum of of M_y^{ptot} for one period at amplitude = 1.00 deg, frequency = 0.3831 rad/s, Fn = 0.3 in the case of prescribed pitch motion of Model 5613 scaled to L = 154 m. E-296

E-223. Coefficients of the Fourier fit $a_0 + a_1 \sin(\omega t + \Phi_1) + a_2 \sin(2\omega t + \Phi_2) + \dots$ of M_y^{ptot} for one period at amplitude = 1.75 deg, frequency = 0.3831 rad/s, Fn = 0.3 in the case of prescribed pitch motion of Model 5613 scaled to L = 154 m. E-298

E-224. Minimum and maximum of of M_y^{ptot} for one period at amplitude = 1.75 deg, frequency = 0.3831 rad/s, Fn = 0.3 in the case of prescribed pitch motion of Model 5613 scaled to L = 154 m. E-298

E-225. Coefficients of the Fourier fit $a_0 + a_1 \sin(\omega t + \Phi_1) + a_2 \sin(2\omega t + \Phi_2) + \dots$ of M_y^{ptot} for one period at amplitude = 2.50 deg, frequency = 0.3831 rad/s, Fn = 0.3 in the case of prescribed pitch motion of Model 5613 scaled to L = 154 m. E-300

E-226. Minimum and maximum of of M_y^{ptot} for one period at amplitude = 2.50 deg, frequency = 0.3831 rad/s, Fn = 0.3 in the case of prescribed pitch motion of Model 5613 scaled to L = 154 m. E-300

E-227. Coefficients of the Fourier fit $a_0 + a_1 \sin(\omega t + \Phi_1) + a_2 \sin(2\omega t + \Phi_2) + \dots$ of M_y^{ptot} for one period at amplitude = 3.75 deg, frequency = 0.3831 rad/s, Fn = 0.3 in the case of prescribed pitch motion of Model 5613 scaled to L = 154 m. E-302

E-228. Minimum and maximum of of M_y^{ptot} for one period at amplitude = 3.75 deg, frequency = 0.3831 rad/s, Fn = 0.3 in the case of prescribed pitch motion of Model 5613 scaled to L = 154 m. E-302

E-229. Coefficients of the Fourier fit $a_0 + a_1 \sin(\omega t + \Phi_1) + a_2 \sin(2\omega t + \Phi_2) + \dots$ of M_y^{ptot} for one period at amplitude = 5.00 deg, frequency = 0.3831 rad/s, Fn = 0.3 in the case of prescribed pitch motion of Model 5613 scaled to L = 154 m. E-304

E-230. Minimum and maximum of of M_y^{ptot} for one period at amplitude = 5.00 deg, frequency = 0.3831 rad/s, Fn = 0.3 in the case of prescribed pitch motion of Model 5613 scaled to L = 154 m. E-304

E-231. Coefficients of the Fourier fit $a_0 + a_1 \sin(\omega t + \Phi_1) + a_2 \sin(2\omega t + \Phi_2) + \dots$ of M_y^{ptot} for one period at amplitude = 1.00 deg, frequency = 1.1000 rad/s, Fn = 0.3 in the case of prescribed pitch motion of Model 5613 scaled to L = 154 m. E-306

TASK 1/PITCH MOTION/MODEL 5613

E-232.	Minimum and maximum of of M_y^{ptot} for one period at amplitude = 1.00 deg, frequency = 1.1000 rad/s, Fn = 0.3 in the case of prescribed pitch motion of Model 5613 scaled to L = 154 m.	E-306
E-233.	Coefficients of the Fourier fit $a_0 + a_1 \sin(\omega t + \Phi_1) + a_2 \sin(2\omega t + \Phi_2) + \dots$ of M_y^{ptot} for one period at amplitude = 1.75 deg, frequency = 1.1000 rad/s, Fn = 0.3 in the case of prescribed pitch motion of Model 5613 scaled to L = 154 m.	E-308
E-234.	Minimum and maximum of of M_y^{ptot} for one period at amplitude = 1.75 deg, frequency = 1.1000 rad/s, Fn = 0.3 in the case of prescribed pitch motion of Model 5613 scaled to L = 154 m.	E-308
E-235.	Coefficients of the Fourier fit $a_0 + a_1 \sin(\omega t + \Phi_1) + a_2 \sin(2\omega t + \Phi_2) + \dots$ of M_y^{ptot} for one period at amplitude = 2.50 deg, frequency = 1.1000 rad/s, Fn = 0.3 in the case of prescribed pitch motion of Model 5613 scaled to L = 154 m.	E-310
E-236.	Minimum and maximum of of M_y^{ptot} for one period at amplitude = 2.50 deg, frequency = 1.1000 rad/s, Fn = 0.3 in the case of prescribed pitch motion of Model 5613 scaled to L = 154 m.	E-310
E-237.	Coefficients of the Fourier fit $a_0 + a_1 \sin(\omega t + \Phi_1) + a_2 \sin(2\omega t + \Phi_2) + \dots$ of M_y^{ptot} for one period at amplitude = 3.75 deg, frequency = 1.1000 rad/s, Fn = 0.3 in the case of prescribed pitch motion of Model 5613 scaled to L = 154 m.	E-312
E-238.	Minimum and maximum of of M_y^{ptot} for one period at amplitude = 3.75 deg, frequency = 1.1000 rad/s, Fn = 0.3 in the case of prescribed pitch motion of Model 5613 scaled to L = 154 m.	E-312
E-239.	Coefficients of the Fourier fit $a_0 + a_1 \sin(\omega t + \Phi_1) + a_2 \sin(2\omega t + \Phi_2) + \dots$ of M_y^{ptot} for one period at amplitude = 5.00 deg, frequency = 1.1000 rad/s, Fn = 0.3 in the case of prescribed pitch motion of Model 5613 scaled to L = 154 m.	E-314
E-240.	Minimum and maximum of of M_y^{ptot} for one period at amplitude = 5.00 deg, frequency = 1.1000 rad/s, Fn = 0.3 in the case of prescribed pitch motion of Model 5613 scaled to L = 154 m.	E-314
E-241.	Coefficients of the Fourier fit $a_0 + a_1 \sin(\omega t + \Phi_1) + a_2 \sin(2\omega t + \Phi_2) + \dots$ of F_x^{hst} for one period at amplitude = 1.00 deg, frequency = 0.2079 rad/s, Fn = 0.0 in the case of prescribed pitch motion of Model 5613 scaled to L = 154 m.	E-316
E-242.	Minimum and maximum of of F_x^{hst} for one period at amplitude = 1.00 deg, frequency = 0.2079 rad/s, Fn = 0.0 in the case of prescribed pitch motion of Model 5613 scaled to L = 154 m.	E-316
E-243.	Coefficients of the Fourier fit $a_0 + a_1 \sin(\omega t + \Phi_1) + a_2 \sin(2\omega t + \Phi_2) + \dots$ of F_x^{hst} for one period at amplitude = 1.75 deg, frequency = 0.2079 rad/s, Fn = 0.0 in the case of prescribed pitch motion of Model 5613 scaled to L = 154 m.	E-318

TASK 1/PITCH MOTION/MODEL 5613

E-244. Minimum and maximum of F_x^{hst} for one period at amplitude = 1.75 deg, frequency = 0.2079 rad/s, $F_n = 0.0$ in the case of prescribed pitch motion of Model 5613 scaled to $L = 154$ m. E-318

E-245. Coefficients of the Fourier fit $a_0 + a_1 \sin(\omega t + \Phi_1) + a_2 \sin(2\omega t + \Phi_2) + \dots$ of F_x^{hst} for one period at amplitude = 2.50 deg, frequency = 0.2079 rad/s, $F_n = 0.0$ in the case of prescribed pitch motion of Model 5613 scaled to $L = 154$ m. E-320

E-246. Minimum and maximum of F_x^{hst} for one period at amplitude = 2.50 deg, frequency = 0.2079 rad/s, $F_n = 0.0$ in the case of prescribed pitch motion of Model 5613 scaled to $L = 154$ m. E-320

E-247. Coefficients of the Fourier fit $a_0 + a_1 \sin(\omega t + \Phi_1) + a_2 \sin(2\omega t + \Phi_2) + \dots$ of F_x^{hst} for one period at amplitude = 3.75 deg, frequency = 0.2079 rad/s, $F_n = 0.0$ in the case of prescribed pitch motion of Model 5613 scaled to $L = 154$ m. E-322

E-248. Minimum and maximum of F_x^{hst} for one period at amplitude = 3.75 deg, frequency = 0.2079 rad/s, $F_n = 0.0$ in the case of prescribed pitch motion of Model 5613 scaled to $L = 154$ m. E-322

E-249. Coefficients of the Fourier fit $a_0 + a_1 \sin(\omega t + \Phi_1) + a_2 \sin(2\omega t + \Phi_2) + \dots$ of F_x^{hst} for one period at amplitude = 5.00 deg, frequency = 0.2079 rad/s, $F_n = 0.0$ in the case of prescribed pitch motion of Model 5613 scaled to $L = 154$ m. E-324

E-250. Minimum and maximum of F_x^{hst} for one period at amplitude = 5.00 deg, frequency = 0.2079 rad/s, $F_n = 0.0$ in the case of prescribed pitch motion of Model 5613 scaled to $L = 154$ m. E-324

E-251. Coefficients of the Fourier fit $a_0 + a_1 \sin(\omega t + \Phi_1) + a_2 \sin(2\omega t + \Phi_2) + \dots$ of F_x^{hst} for one period at amplitude = 1.00 deg, frequency = 0.3831 rad/s, $F_n = 0.0$ in the case of prescribed pitch motion of Model 5613 scaled to $L = 154$ m. E-326

E-252. Minimum and maximum of F_x^{hst} for one period at amplitude = 1.00 deg, frequency = 0.3831 rad/s, $F_n = 0.0$ in the case of prescribed pitch motion of Model 5613 scaled to $L = 154$ m. E-326

E-253. Coefficients of the Fourier fit $a_0 + a_1 \sin(\omega t + \Phi_1) + a_2 \sin(2\omega t + \Phi_2) + \dots$ of F_x^{hst} for one period at amplitude = 1.75 deg, frequency = 0.3831 rad/s, $F_n = 0.0$ in the case of prescribed pitch motion of Model 5613 scaled to $L = 154$ m. E-328

E-254. Minimum and maximum of F_x^{hst} for one period at amplitude = 1.75 deg, frequency = 0.3831 rad/s, $F_n = 0.0$ in the case of prescribed pitch motion of Model 5613 scaled to $L = 154$ m. E-328

E-255. Coefficients of the Fourier fit $a_0 + a_1 \sin(\omega t + \Phi_1) + a_2 \sin(2\omega t + \Phi_2) + \dots$ of F_x^{hst} for one period at amplitude = 2.50 deg, frequency = 0.3831 rad/s, $F_n = 0.0$ in the case of prescribed pitch motion of Model 5613 scaled to $L = 154$ m. E-330

TASK 1/PITCH MOTION/MODEL 5613

- E-256. Minimum and maximum of F_x^{hst} for one period at amplitude = 2.50 deg, frequency = 0.3831 rad/s, $F_n = 0.0$ in the case of prescribed pitch motion of Model 5613 scaled to $L = 154$ m. E-330
- E-257. Coefficients of the Fourier fit $a_0 + a_1 \sin(\omega t + \Phi_1) + a_2 \sin(2\omega t + \Phi_2) + \dots$ of F_x^{hst} for one period at amplitude = 3.75 deg, frequency = 0.3831 rad/s, $F_n = 0.0$ in the case of prescribed pitch motion of Model 5613 scaled to $L = 154$ m. E-332
- E-258. Minimum and maximum of F_x^{hst} for one period at amplitude = 3.75 deg, frequency = 0.3831 rad/s, $F_n = 0.0$ in the case of prescribed pitch motion of Model 5613 scaled to $L = 154$ m. E-332
- E-259. Coefficients of the Fourier fit $a_0 + a_1 \sin(\omega t + \Phi_1) + a_2 \sin(2\omega t + \Phi_2) + \dots$ of F_x^{hst} for one period at amplitude = 5.00 deg, frequency = 0.3831 rad/s, $F_n = 0.0$ in the case of prescribed pitch motion of Model 5613 scaled to $L = 154$ m. E-334
- E-260. Minimum and maximum of F_x^{hst} for one period at amplitude = 5.00 deg, frequency = 0.3831 rad/s, $F_n = 0.0$ in the case of prescribed pitch motion of Model 5613 scaled to $L = 154$ m. E-334
- E-261. Coefficients of the Fourier fit $a_0 + a_1 \sin(\omega t + \Phi_1) + a_2 \sin(2\omega t + \Phi_2) + \dots$ of F_x^{hst} for one period at amplitude = 1.00 deg, frequency = 1.1000 rad/s, $F_n = 0.0$ in the case of prescribed pitch motion of Model 5613 scaled to $L = 154$ m. E-336
- E-262. Minimum and maximum of F_x^{hst} for one period at amplitude = 1.00 deg, frequency = 1.1000 rad/s, $F_n = 0.0$ in the case of prescribed pitch motion of Model 5613 scaled to $L = 154$ m. E-336
- E-263. Coefficients of the Fourier fit $a_0 + a_1 \sin(\omega t + \Phi_1) + a_2 \sin(2\omega t + \Phi_2) + \dots$ of F_x^{hst} for one period at amplitude = 1.75 deg, frequency = 1.1000 rad/s, $F_n = 0.0$ in the case of prescribed pitch motion of Model 5613 scaled to $L = 154$ m. E-338
- E-264. Minimum and maximum of F_x^{hst} for one period at amplitude = 1.75 deg, frequency = 1.1000 rad/s, $F_n = 0.0$ in the case of prescribed pitch motion of Model 5613 scaled to $L = 154$ m. E-338
- E-265. Coefficients of the Fourier fit $a_0 + a_1 \sin(\omega t + \Phi_1) + a_2 \sin(2\omega t + \Phi_2) + \dots$ of F_x^{hst} for one period at amplitude = 2.50 deg, frequency = 1.1000 rad/s, $F_n = 0.0$ in the case of prescribed pitch motion of Model 5613 scaled to $L = 154$ m. E-340
- E-266. Minimum and maximum of F_x^{hst} for one period at amplitude = 2.50 deg, frequency = 1.1000 rad/s, $F_n = 0.0$ in the case of prescribed pitch motion of Model 5613 scaled to $L = 154$ m. E-340
- E-267. Coefficients of the Fourier fit $a_0 + a_1 \sin(\omega t + \Phi_1) + a_2 \sin(2\omega t + \Phi_2) + \dots$ of F_x^{hst} for one period at amplitude = 3.75 deg, frequency = 1.1000 rad/s, $F_n = 0.0$ in the case of prescribed pitch motion of Model 5613 scaled to $L = 154$ m. E-342

TASK 1/PITCH MOTION/MODEL 5613

- E-268. Minimum and maximum of F_x^{hst} for one period at amplitude = 3.75 deg, frequency = 1.1000 rad/s, $F_n = 0.0$ in the case of prescribed pitch motion of Model 5613 scaled to $L = 154$ m. E-342
- E-269. Coefficients of the Fourier fit $a_0 + a_1 \sin(\omega t + \Phi_1) + a_2 \sin(2\omega t + \Phi_2) + \dots$ of F_x^{hst} for one period at amplitude = 5.00 deg, frequency = 1.1000 rad/s, $F_n = 0.0$ in the case of prescribed pitch motion of Model 5613 scaled to $L = 154$ m. E-344
- E-270. Minimum and maximum of F_x^{hst} for one period at amplitude = 5.00 deg, frequency = 1.1000 rad/s, $F_n = 0.0$ in the case of prescribed pitch motion of Model 5613 scaled to $L = 154$ m. E-344
- E-271. Coefficients of the Fourier fit $a_0 + a_1 \sin(\omega t + \Phi_1) + a_2 \sin(2\omega t + \Phi_2) + \dots$ of F_x^{hst} for one period at amplitude = 1.00 deg, frequency = 0.2079 rad/s, $F_n = 0.3$ in the case of prescribed pitch motion of Model 5613 scaled to $L = 154$ m. E-346
- E-272. Minimum and maximum of F_x^{hst} for one period at amplitude = 1.00 deg, frequency = 0.2079 rad/s, $F_n = 0.3$ in the case of prescribed pitch motion of Model 5613 scaled to $L = 154$ m. E-346
- E-273. Coefficients of the Fourier fit $a_0 + a_1 \sin(\omega t + \Phi_1) + a_2 \sin(2\omega t + \Phi_2) + \dots$ of F_x^{hst} for one period at amplitude = 1.75 deg, frequency = 0.2079 rad/s, $F_n = 0.3$ in the case of prescribed pitch motion of Model 5613 scaled to $L = 154$ m. E-348
- E-274. Minimum and maximum of F_x^{hst} for one period at amplitude = 1.75 deg, frequency = 0.2079 rad/s, $F_n = 0.3$ in the case of prescribed pitch motion of Model 5613 scaled to $L = 154$ m. E-348
- E-275. Coefficients of the Fourier fit $a_0 + a_1 \sin(\omega t + \Phi_1) + a_2 \sin(2\omega t + \Phi_2) + \dots$ of F_x^{hst} for one period at amplitude = 2.50 deg, frequency = 0.2079 rad/s, $F_n = 0.3$ in the case of prescribed pitch motion of Model 5613 scaled to $L = 154$ m. E-350
- E-276. Minimum and maximum of F_x^{hst} for one period at amplitude = 2.50 deg, frequency = 0.2079 rad/s, $F_n = 0.3$ in the case of prescribed pitch motion of Model 5613 scaled to $L = 154$ m. E-350
- E-277. Coefficients of the Fourier fit $a_0 + a_1 \sin(\omega t + \Phi_1) + a_2 \sin(2\omega t + \Phi_2) + \dots$ of F_x^{hst} for one period at amplitude = 3.75 deg, frequency = 0.2079 rad/s, $F_n = 0.3$ in the case of prescribed pitch motion of Model 5613 scaled to $L = 154$ m. E-352
- E-278. Minimum and maximum of F_x^{hst} for one period at amplitude = 3.75 deg, frequency = 0.2079 rad/s, $F_n = 0.3$ in the case of prescribed pitch motion of Model 5613 scaled to $L = 154$ m. E-352
- E-279. Coefficients of the Fourier fit $a_0 + a_1 \sin(\omega t + \Phi_1) + a_2 \sin(2\omega t + \Phi_2) + \dots$ of F_x^{hst} for one period at amplitude = 5.00 deg, frequency = 0.2079 rad/s, $F_n = 0.3$ in the case of prescribed pitch motion of Model 5613 scaled to $L = 154$ m. E-354

TASK 1/PITCH MOTION/MODEL 5613

- E-280. Minimum and maximum of F_x^{hst} for one period at amplitude = 5.00 deg, frequency = 0.2079 rad/s, $F_n = 0.3$ in the case of prescribed pitch motion of Model 5613 scaled to $L = 154$ m. E-354
- E-281. Coefficients of the Fourier fit $a_0 + a_1 \sin(\omega t + \Phi_1) + a_2 \sin(2\omega t + \Phi_2) + \dots$ of F_x^{hst} for one period at amplitude = 1.00 deg, frequency = 0.3831 rad/s, $F_n = 0.3$ in the case of prescribed pitch motion of Model 5613 scaled to $L = 154$ m. E-356
- E-282. Minimum and maximum of F_x^{hst} for one period at amplitude = 1.00 deg, frequency = 0.3831 rad/s, $F_n = 0.3$ in the case of prescribed pitch motion of Model 5613 scaled to $L = 154$ m. E-356
- E-283. Coefficients of the Fourier fit $a_0 + a_1 \sin(\omega t + \Phi_1) + a_2 \sin(2\omega t + \Phi_2) + \dots$ of F_x^{hst} for one period at amplitude = 1.75 deg, frequency = 0.3831 rad/s, $F_n = 0.3$ in the case of prescribed pitch motion of Model 5613 scaled to $L = 154$ m. E-358
- E-284. Minimum and maximum of F_x^{hst} for one period at amplitude = 1.75 deg, frequency = 0.3831 rad/s, $F_n = 0.3$ in the case of prescribed pitch motion of Model 5613 scaled to $L = 154$ m. E-358
- E-285. Coefficients of the Fourier fit $a_0 + a_1 \sin(\omega t + \Phi_1) + a_2 \sin(2\omega t + \Phi_2) + \dots$ of F_x^{hst} for one period at amplitude = 2.50 deg, frequency = 0.3831 rad/s, $F_n = 0.3$ in the case of prescribed pitch motion of Model 5613 scaled to $L = 154$ m. E-360
- E-286. Minimum and maximum of F_x^{hst} for one period at amplitude = 2.50 deg, frequency = 0.3831 rad/s, $F_n = 0.3$ in the case of prescribed pitch motion of Model 5613 scaled to $L = 154$ m. E-360
- E-287. Coefficients of the Fourier fit $a_0 + a_1 \sin(\omega t + \Phi_1) + a_2 \sin(2\omega t + \Phi_2) + \dots$ of F_x^{hst} for one period at amplitude = 3.75 deg, frequency = 0.3831 rad/s, $F_n = 0.3$ in the case of prescribed pitch motion of Model 5613 scaled to $L = 154$ m. E-362
- E-288. Minimum and maximum of F_x^{hst} for one period at amplitude = 3.75 deg, frequency = 0.3831 rad/s, $F_n = 0.3$ in the case of prescribed pitch motion of Model 5613 scaled to $L = 154$ m. E-362
- E-289. Coefficients of the Fourier fit $a_0 + a_1 \sin(\omega t + \Phi_1) + a_2 \sin(2\omega t + \Phi_2) + \dots$ of F_x^{hst} for one period at amplitude = 5.00 deg, frequency = 0.3831 rad/s, $F_n = 0.3$ in the case of prescribed pitch motion of Model 5613 scaled to $L = 154$ m. E-364
- E-290. Minimum and maximum of F_x^{hst} for one period at amplitude = 5.00 deg, frequency = 0.3831 rad/s, $F_n = 0.3$ in the case of prescribed pitch motion of Model 5613 scaled to $L = 154$ m. E-364
- E-291. Coefficients of the Fourier fit $a_0 + a_1 \sin(\omega t + \Phi_1) + a_2 \sin(2\omega t + \Phi_2) + \dots$ of F_x^{hst} for one period at amplitude = 1.00 deg, frequency = 1.1000 rad/s, $F_n = 0.3$ in the case of prescribed pitch motion of Model 5613 scaled to $L = 154$ m. E-366

TASK 1/PITCH MOTION/MODEL 5613

- E-292. Minimum and maximum of F_x^{hst} for one period at amplitude = 1.00 deg, frequency = 1.1000 rad/s, $F_n = 0.3$ in the case of prescribed pitch motion of Model 5613 scaled to $L = 154$ m. E-366
- E-293. Coefficients of the Fourier fit $a_0 + a_1 \sin(\omega t + \Phi_1) + a_2 \sin(2\omega t + \Phi_2) + \dots$ of F_x^{hst} for one period at amplitude = 1.75 deg, frequency = 1.1000 rad/s, $F_n = 0.3$ in the case of prescribed pitch motion of Model 5613 scaled to $L = 154$ m. E-368
- E-294. Minimum and maximum of F_x^{hst} for one period at amplitude = 1.75 deg, frequency = 1.1000 rad/s, $F_n = 0.3$ in the case of prescribed pitch motion of Model 5613 scaled to $L = 154$ m. E-368
- E-295. Coefficients of the Fourier fit $a_0 + a_1 \sin(\omega t + \Phi_1) + a_2 \sin(2\omega t + \Phi_2) + \dots$ of F_x^{hst} for one period at amplitude = 2.50 deg, frequency = 1.1000 rad/s, $F_n = 0.3$ in the case of prescribed pitch motion of Model 5613 scaled to $L = 154$ m. E-370
- E-296. Minimum and maximum of F_x^{hst} for one period at amplitude = 2.50 deg, frequency = 1.1000 rad/s, $F_n = 0.3$ in the case of prescribed pitch motion of Model 5613 scaled to $L = 154$ m. E-370
- E-297. Coefficients of the Fourier fit $a_0 + a_1 \sin(\omega t + \Phi_1) + a_2 \sin(2\omega t + \Phi_2) + \dots$ of F_x^{hst} for one period at amplitude = 3.75 deg, frequency = 1.1000 rad/s, $F_n = 0.3$ in the case of prescribed pitch motion of Model 5613 scaled to $L = 154$ m. E-372
- E-298. Minimum and maximum of F_x^{hst} for one period at amplitude = 3.75 deg, frequency = 1.1000 rad/s, $F_n = 0.3$ in the case of prescribed pitch motion of Model 5613 scaled to $L = 154$ m. E-372
- E-299. Coefficients of the Fourier fit $a_0 + a_1 \sin(\omega t + \Phi_1) + a_2 \sin(2\omega t + \Phi_2) + \dots$ of F_x^{hst} for one period at amplitude = 5.00 deg, frequency = 1.1000 rad/s, $F_n = 0.3$ in the case of prescribed pitch motion of Model 5613 scaled to $L = 154$ m. E-374
- E-300. Minimum and maximum of F_x^{hst} for one period at amplitude = 5.00 deg, frequency = 1.1000 rad/s, $F_n = 0.3$ in the case of prescribed pitch motion of Model 5613 scaled to $L = 154$ m. E-374
- E-301. Coefficients of the Fourier fit $a_0 + a_1 \sin(\omega t + \Phi_1) + a_2 \sin(2\omega t + \Phi_2) + \dots$ of F_z^{hst} for one period at amplitude = 1.00 deg, frequency = 0.2079 rad/s, $F_n = 0.0$ in the case of prescribed pitch motion of Model 5613 scaled to $L = 154$ m. E-376
- E-302. Minimum and maximum of F_z^{hst} for one period at amplitude = 1.00 deg, frequency = 0.2079 rad/s, $F_n = 0.0$ in the case of prescribed pitch motion of Model 5613 scaled to $L = 154$ m. E-376
- E-303. Coefficients of the Fourier fit $a_0 + a_1 \sin(\omega t + \Phi_1) + a_2 \sin(2\omega t + \Phi_2) + \dots$ of F_z^{hst} for one period at amplitude = 1.75 deg, frequency = 0.2079 rad/s, $F_n = 0.0$ in the case of prescribed pitch motion of Model 5613 scaled to $L = 154$ m. E-378

TASK 1/PITCH MOTION/MODEL 5613

E-304. Minimum and maximum of F_z^{hst} for one period at amplitude = 1.75 deg, frequency = 0.2079 rad/s, $F_n = 0.0$ in the case of prescribed pitch motion of Model 5613 scaled to $L = 154$ m. E-378

E-305. Coefficients of the Fourier fit $a_0 + a_1 \sin(\omega t + \Phi_1) + a_2 \sin(2\omega t + \Phi_2) + \dots$ of F_z^{hst} for one period at amplitude = 2.50 deg, frequency = 0.2079 rad/s, $F_n = 0.0$ in the case of prescribed pitch motion of Model 5613 scaled to $L = 154$ m. E-380

E-306. Minimum and maximum of F_z^{hst} for one period at amplitude = 2.50 deg, frequency = 0.2079 rad/s, $F_n = 0.0$ in the case of prescribed pitch motion of Model 5613 scaled to $L = 154$ m. E-380

E-307. Coefficients of the Fourier fit $a_0 + a_1 \sin(\omega t + \Phi_1) + a_2 \sin(2\omega t + \Phi_2) + \dots$ of F_z^{hst} for one period at amplitude = 3.75 deg, frequency = 0.2079 rad/s, $F_n = 0.0$ in the case of prescribed pitch motion of Model 5613 scaled to $L = 154$ m. E-382

E-308. Minimum and maximum of F_z^{hst} for one period at amplitude = 3.75 deg, frequency = 0.2079 rad/s, $F_n = 0.0$ in the case of prescribed pitch motion of Model 5613 scaled to $L = 154$ m. E-382

E-309. Coefficients of the Fourier fit $a_0 + a_1 \sin(\omega t + \Phi_1) + a_2 \sin(2\omega t + \Phi_2) + \dots$ of F_z^{hst} for one period at amplitude = 5.00 deg, frequency = 0.2079 rad/s, $F_n = 0.0$ in the case of prescribed pitch motion of Model 5613 scaled to $L = 154$ m. E-384

E-310. Minimum and maximum of F_z^{hst} for one period at amplitude = 5.00 deg, frequency = 0.2079 rad/s, $F_n = 0.0$ in the case of prescribed pitch motion of Model 5613 scaled to $L = 154$ m. E-384

E-311. Coefficients of the Fourier fit $a_0 + a_1 \sin(\omega t + \Phi_1) + a_2 \sin(2\omega t + \Phi_2) + \dots$ of F_z^{hst} for one period at amplitude = 1.00 deg, frequency = 0.3831 rad/s, $F_n = 0.0$ in the case of prescribed pitch motion of Model 5613 scaled to $L = 154$ m. E-386

E-312. Minimum and maximum of F_z^{hst} for one period at amplitude = 1.00 deg, frequency = 0.3831 rad/s, $F_n = 0.0$ in the case of prescribed pitch motion of Model 5613 scaled to $L = 154$ m. E-386

E-313. Coefficients of the Fourier fit $a_0 + a_1 \sin(\omega t + \Phi_1) + a_2 \sin(2\omega t + \Phi_2) + \dots$ of F_z^{hst} for one period at amplitude = 1.75 deg, frequency = 0.3831 rad/s, $F_n = 0.0$ in the case of prescribed pitch motion of Model 5613 scaled to $L = 154$ m. E-388

E-314. Minimum and maximum of F_z^{hst} for one period at amplitude = 1.75 deg, frequency = 0.3831 rad/s, $F_n = 0.0$ in the case of prescribed pitch motion of Model 5613 scaled to $L = 154$ m. E-388

E-315. Coefficients of the Fourier fit $a_0 + a_1 \sin(\omega t + \Phi_1) + a_2 \sin(2\omega t + \Phi_2) + \dots$ of F_z^{hst} for one period at amplitude = 2.50 deg, frequency = 0.3831 rad/s, $F_n = 0.0$ in the case of prescribed pitch motion of Model 5613 scaled to $L = 154$ m. E-390

TASK 1/PITCH MOTION/MODEL 5613

E-316.	Minimum and maximum of F_z^{hst} for one period at amplitude = 2.50 deg, frequency = 0.3831 rad/s, $F_n = 0.0$ in the case of prescribed pitch motion of Model 5613 scaled to $L = 154$ m.	E-390
E-317.	Coefficients of the Fourier fit $a_0 + a_1 \sin(\omega t + \Phi_1) + a_2 \sin(2\omega t + \Phi_2) + \dots$ of F_z^{hst} for one period at amplitude = 3.75 deg, frequency = 0.3831 rad/s, $F_n = 0.0$ in the case of prescribed pitch motion of Model 5613 scaled to $L = 154$ m.	E-392
E-318.	Minimum and maximum of F_z^{hst} for one period at amplitude = 3.75 deg, frequency = 0.3831 rad/s, $F_n = 0.0$ in the case of prescribed pitch motion of Model 5613 scaled to $L = 154$ m.	E-392
E-319.	Coefficients of the Fourier fit $a_0 + a_1 \sin(\omega t + \Phi_1) + a_2 \sin(2\omega t + \Phi_2) + \dots$ of F_z^{hst} for one period at amplitude = 5.00 deg, frequency = 0.3831 rad/s, $F_n = 0.0$ in the case of prescribed pitch motion of Model 5613 scaled to $L = 154$ m.	E-394
E-320.	Minimum and maximum of F_z^{hst} for one period at amplitude = 5.00 deg, frequency = 0.3831 rad/s, $F_n = 0.0$ in the case of prescribed pitch motion of Model 5613 scaled to $L = 154$ m.	E-394
E-321.	Coefficients of the Fourier fit $a_0 + a_1 \sin(\omega t + \Phi_1) + a_2 \sin(2\omega t + \Phi_2) + \dots$ of F_z^{hst} for one period at amplitude = 1.00 deg, frequency = 1.1000 rad/s, $F_n = 0.0$ in the case of prescribed pitch motion of Model 5613 scaled to $L = 154$ m.	E-396
E-322.	Minimum and maximum of F_z^{hst} for one period at amplitude = 1.00 deg, frequency = 1.1000 rad/s, $F_n = 0.0$ in the case of prescribed pitch motion of Model 5613 scaled to $L = 154$ m.	E-396
E-323.	Coefficients of the Fourier fit $a_0 + a_1 \sin(\omega t + \Phi_1) + a_2 \sin(2\omega t + \Phi_2) + \dots$ of F_z^{hst} for one period at amplitude = 1.75 deg, frequency = 1.1000 rad/s, $F_n = 0.0$ in the case of prescribed pitch motion of Model 5613 scaled to $L = 154$ m.	E-398
E-324.	Minimum and maximum of F_z^{hst} for one period at amplitude = 1.75 deg, frequency = 1.1000 rad/s, $F_n = 0.0$ in the case of prescribed pitch motion of Model 5613 scaled to $L = 154$ m.	E-398
E-325.	Coefficients of the Fourier fit $a_0 + a_1 \sin(\omega t + \Phi_1) + a_2 \sin(2\omega t + \Phi_2) + \dots$ of F_z^{hst} for one period at amplitude = 2.50 deg, frequency = 1.1000 rad/s, $F_n = 0.0$ in the case of prescribed pitch motion of Model 5613 scaled to $L = 154$ m.	E-400
E-326.	Minimum and maximum of F_z^{hst} for one period at amplitude = 2.50 deg, frequency = 1.1000 rad/s, $F_n = 0.0$ in the case of prescribed pitch motion of Model 5613 scaled to $L = 154$ m.	E-400
E-327.	Coefficients of the Fourier fit $a_0 + a_1 \sin(\omega t + \Phi_1) + a_2 \sin(2\omega t + \Phi_2) + \dots$ of F_z^{hst} for one period at amplitude = 3.75 deg, frequency = 1.1000 rad/s, $F_n = 0.0$ in the case of prescribed pitch motion of Model 5613 scaled to $L = 154$ m.	E-402

TASK 1/PITCH MOTION/MODEL 5613

E-328. Minimum and maximum of F_z^{hst} for one period at amplitude = 3.75 deg, frequency = 1.1000 rad/s, $F_n = 0.0$ in the case of prescribed pitch motion of Model 5613 scaled to $L = 154$ m. E-402

E-329. Coefficients of the Fourier fit $a_0 + a_1 \sin(\omega t + \Phi_1) + a_2 \sin(2\omega t + \Phi_2) + \dots$ of F_z^{hst} for one period at amplitude = 5.00 deg, frequency = 1.1000 rad/s, $F_n = 0.0$ in the case of prescribed pitch motion of Model 5613 scaled to $L = 154$ m. E-404

E-330. Minimum and maximum of F_z^{hst} for one period at amplitude = 5.00 deg, frequency = 1.1000 rad/s, $F_n = 0.0$ in the case of prescribed pitch motion of Model 5613 scaled to $L = 154$ m. E-404

E-331. Coefficients of the Fourier fit $a_0 + a_1 \sin(\omega t + \Phi_1) + a_2 \sin(2\omega t + \Phi_2) + \dots$ of F_z^{hst} for one period at amplitude = 1.00 deg, frequency = 0.2079 rad/s, $F_n = 0.3$ in the case of prescribed pitch motion of Model 5613 scaled to $L = 154$ m. E-406

E-332. Minimum and maximum of F_z^{hst} for one period at amplitude = 1.00 deg, frequency = 0.2079 rad/s, $F_n = 0.3$ in the case of prescribed pitch motion of Model 5613 scaled to $L = 154$ m. E-406

E-333. Coefficients of the Fourier fit $a_0 + a_1 \sin(\omega t + \Phi_1) + a_2 \sin(2\omega t + \Phi_2) + \dots$ of F_z^{hst} for one period at amplitude = 1.75 deg, frequency = 0.2079 rad/s, $F_n = 0.3$ in the case of prescribed pitch motion of Model 5613 scaled to $L = 154$ m. E-408

E-334. Minimum and maximum of F_z^{hst} for one period at amplitude = 1.75 deg, frequency = 0.2079 rad/s, $F_n = 0.3$ in the case of prescribed pitch motion of Model 5613 scaled to $L = 154$ m. E-408

E-335. Coefficients of the Fourier fit $a_0 + a_1 \sin(\omega t + \Phi_1) + a_2 \sin(2\omega t + \Phi_2) + \dots$ of F_z^{hst} for one period at amplitude = 2.50 deg, frequency = 0.2079 rad/s, $F_n = 0.3$ in the case of prescribed pitch motion of Model 5613 scaled to $L = 154$ m. E-410

E-336. Minimum and maximum of F_z^{hst} for one period at amplitude = 2.50 deg, frequency = 0.2079 rad/s, $F_n = 0.3$ in the case of prescribed pitch motion of Model 5613 scaled to $L = 154$ m. E-410

E-337. Coefficients of the Fourier fit $a_0 + a_1 \sin(\omega t + \Phi_1) + a_2 \sin(2\omega t + \Phi_2) + \dots$ of F_z^{hst} for one period at amplitude = 3.75 deg, frequency = 0.2079 rad/s, $F_n = 0.3$ in the case of prescribed pitch motion of Model 5613 scaled to $L = 154$ m. E-412

E-338. Minimum and maximum of F_z^{hst} for one period at amplitude = 3.75 deg, frequency = 0.2079 rad/s, $F_n = 0.3$ in the case of prescribed pitch motion of Model 5613 scaled to $L = 154$ m. E-412

E-339. Coefficients of the Fourier fit $a_0 + a_1 \sin(\omega t + \Phi_1) + a_2 \sin(2\omega t + \Phi_2) + \dots$ of F_z^{hst} for one period at amplitude = 5.00 deg, frequency = 0.2079 rad/s, $F_n = 0.3$ in the case of prescribed pitch motion of Model 5613 scaled to $L = 154$ m. E-414

TASK 1/PITCH MOTION/MODEL 5613

- E-340. Minimum and maximum of F_z^{hst} for one period at amplitude = 5.00 deg, frequency = 0.2079 rad/s, $F_n = 0.3$ in the case of prescribed pitch motion of Model 5613 scaled to $L = 154$ m. E-414
- E-341. Coefficients of the Fourier fit $a_0 + a_1 \sin(\omega t + \Phi_1) + a_2 \sin(2\omega t + \Phi_2) + \dots$ of F_z^{hst} for one period at amplitude = 1.00 deg, frequency = 0.3831 rad/s, $F_n = 0.3$ in the case of prescribed pitch motion of Model 5613 scaled to $L = 154$ m. E-416
- E-342. Minimum and maximum of F_z^{hst} for one period at amplitude = 1.00 deg, frequency = 0.3831 rad/s, $F_n = 0.3$ in the case of prescribed pitch motion of Model 5613 scaled to $L = 154$ m. E-416
- E-343. Coefficients of the Fourier fit $a_0 + a_1 \sin(\omega t + \Phi_1) + a_2 \sin(2\omega t + \Phi_2) + \dots$ of F_z^{hst} for one period at amplitude = 1.75 deg, frequency = 0.3831 rad/s, $F_n = 0.3$ in the case of prescribed pitch motion of Model 5613 scaled to $L = 154$ m. E-418
- E-344. Minimum and maximum of F_z^{hst} for one period at amplitude = 1.75 deg, frequency = 0.3831 rad/s, $F_n = 0.3$ in the case of prescribed pitch motion of Model 5613 scaled to $L = 154$ m. E-418
- E-345. Coefficients of the Fourier fit $a_0 + a_1 \sin(\omega t + \Phi_1) + a_2 \sin(2\omega t + \Phi_2) + \dots$ of F_z^{hst} for one period at amplitude = 2.50 deg, frequency = 0.3831 rad/s, $F_n = 0.3$ in the case of prescribed pitch motion of Model 5613 scaled to $L = 154$ m. E-420
- E-346. Minimum and maximum of F_z^{hst} for one period at amplitude = 2.50 deg, frequency = 0.3831 rad/s, $F_n = 0.3$ in the case of prescribed pitch motion of Model 5613 scaled to $L = 154$ m. E-420
- E-347. Coefficients of the Fourier fit $a_0 + a_1 \sin(\omega t + \Phi_1) + a_2 \sin(2\omega t + \Phi_2) + \dots$ of F_z^{hst} for one period at amplitude = 3.75 deg, frequency = 0.3831 rad/s, $F_n = 0.3$ in the case of prescribed pitch motion of Model 5613 scaled to $L = 154$ m. E-422
- E-348. Minimum and maximum of F_z^{hst} for one period at amplitude = 3.75 deg, frequency = 0.3831 rad/s, $F_n = 0.3$ in the case of prescribed pitch motion of Model 5613 scaled to $L = 154$ m. E-422
- E-349. Coefficients of the Fourier fit $a_0 + a_1 \sin(\omega t + \Phi_1) + a_2 \sin(2\omega t + \Phi_2) + \dots$ of F_z^{hst} for one period at amplitude = 5.00 deg, frequency = 0.3831 rad/s, $F_n = 0.3$ in the case of prescribed pitch motion of Model 5613 scaled to $L = 154$ m. E-424
- E-350. Minimum and maximum of F_z^{hst} for one period at amplitude = 5.00 deg, frequency = 0.3831 rad/s, $F_n = 0.3$ in the case of prescribed pitch motion of Model 5613 scaled to $L = 154$ m. E-424
- E-351. Coefficients of the Fourier fit $a_0 + a_1 \sin(\omega t + \Phi_1) + a_2 \sin(2\omega t + \Phi_2) + \dots$ of F_z^{hst} for one period at amplitude = 1.00 deg, frequency = 1.1000 rad/s, $F_n = 0.3$ in the case of prescribed pitch motion of Model 5613 scaled to $L = 154$ m. E-426

TASK 1/PITCH MOTION/MODEL 5613

- E-352. Minimum and maximum of F_z^{hst} for one period at amplitude = 1.00 deg, frequency = 1.1000 rad/s, $F_n = 0.3$ in the case of prescribed pitch motion of Model 5613 scaled to $L = 154$ m. E-426
- E-353. Coefficients of the Fourier fit $a_0 + a_1 \sin(\omega t + \Phi_1) + a_2 \sin(2\omega t + \Phi_2) + \dots$ of F_z^{hst} for one period at amplitude = 1.75 deg, frequency = 1.1000 rad/s, $F_n = 0.3$ in the case of prescribed pitch motion of Model 5613 scaled to $L = 154$ m. E-428
- E-354. Minimum and maximum of F_z^{hst} for one period at amplitude = 1.75 deg, frequency = 1.1000 rad/s, $F_n = 0.3$ in the case of prescribed pitch motion of Model 5613 scaled to $L = 154$ m. E-428
- E-355. Coefficients of the Fourier fit $a_0 + a_1 \sin(\omega t + \Phi_1) + a_2 \sin(2\omega t + \Phi_2) + \dots$ of F_z^{hst} for one period at amplitude = 2.50 deg, frequency = 1.1000 rad/s, $F_n = 0.3$ in the case of prescribed pitch motion of Model 5613 scaled to $L = 154$ m. E-430
- E-356. Minimum and maximum of F_z^{hst} for one period at amplitude = 2.50 deg, frequency = 1.1000 rad/s, $F_n = 0.3$ in the case of prescribed pitch motion of Model 5613 scaled to $L = 154$ m. E-430
- E-357. Coefficients of the Fourier fit $a_0 + a_1 \sin(\omega t + \Phi_1) + a_2 \sin(2\omega t + \Phi_2) + \dots$ of F_z^{hst} for one period at amplitude = 3.75 deg, frequency = 1.1000 rad/s, $F_n = 0.3$ in the case of prescribed pitch motion of Model 5613 scaled to $L = 154$ m. E-432
- E-358. Minimum and maximum of F_z^{hst} for one period at amplitude = 3.75 deg, frequency = 1.1000 rad/s, $F_n = 0.3$ in the case of prescribed pitch motion of Model 5613 scaled to $L = 154$ m. E-432
- E-359. Coefficients of the Fourier fit $a_0 + a_1 \sin(\omega t + \Phi_1) + a_2 \sin(2\omega t + \Phi_2) + \dots$ of F_z^{hst} for one period at amplitude = 5.00 deg, frequency = 1.1000 rad/s, $F_n = 0.3$ in the case of prescribed pitch motion of Model 5613 scaled to $L = 154$ m. E-434
- E-360. Minimum and maximum of F_z^{hst} for one period at amplitude = 5.00 deg, frequency = 1.1000 rad/s, $F_n = 0.3$ in the case of prescribed pitch motion of Model 5613 scaled to $L = 154$ m. E-434
- E-361. Coefficients of the Fourier fit $a_0 + a_1 \sin(\omega t + \Phi_1) + a_2 \sin(2\omega t + \Phi_2) + \dots$ of M_y^{hst} for one period at amplitude = 1.00 deg, frequency = 0.2079 rad/s, $F_n = 0.0$ in the case of prescribed pitch motion of Model 5613 scaled to $L = 154$ m. E-436
- E-362. Minimum and maximum of M_y^{hst} for one period at amplitude = 1.00 deg, frequency = 0.2079 rad/s, $F_n = 0.0$ in the case of prescribed pitch motion of Model 5613 scaled to $L = 154$ m. E-436
- E-363. Coefficients of the Fourier fit $a_0 + a_1 \sin(\omega t + \Phi_1) + a_2 \sin(2\omega t + \Phi_2) + \dots$ of M_y^{hst} for one period at amplitude = 1.75 deg, frequency = 0.2079 rad/s, $F_n = 0.0$ in the case of prescribed pitch motion of Model 5613 scaled to $L = 154$ m. E-438

TASK 1/PITCH MOTION/MODEL 5613

E-364. Minimum and maximum of M_y^{hst} for one period at amplitude = 1.75 deg, frequency = 0.2079 rad/s, $F_n = 0.0$ in the case of prescribed pitch motion of Model 5613 scaled to $L = 154$ m. E-438

E-365. Coefficients of the Fourier fit $a_0 + a_1 \sin(\omega t + \Phi_1) + a_2 \sin(2\omega t + \Phi_2) + \dots$ of M_y^{hst} for one period at amplitude = 2.50 deg, frequency = 0.2079 rad/s, $F_n = 0.0$ in the case of prescribed pitch motion of Model 5613 scaled to $L = 154$ m. E-440

E-366. Minimum and maximum of M_y^{hst} for one period at amplitude = 2.50 deg, frequency = 0.2079 rad/s, $F_n = 0.0$ in the case of prescribed pitch motion of Model 5613 scaled to $L = 154$ m. E-440

E-367. Coefficients of the Fourier fit $a_0 + a_1 \sin(\omega t + \Phi_1) + a_2 \sin(2\omega t + \Phi_2) + \dots$ of M_y^{hst} for one period at amplitude = 3.75 deg, frequency = 0.2079 rad/s, $F_n = 0.0$ in the case of prescribed pitch motion of Model 5613 scaled to $L = 154$ m. E-442

E-368. Minimum and maximum of M_y^{hst} for one period at amplitude = 3.75 deg, frequency = 0.2079 rad/s, $F_n = 0.0$ in the case of prescribed pitch motion of Model 5613 scaled to $L = 154$ m. E-442

E-369. Coefficients of the Fourier fit $a_0 + a_1 \sin(\omega t + \Phi_1) + a_2 \sin(2\omega t + \Phi_2) + \dots$ of M_y^{hst} for one period at amplitude = 5.00 deg, frequency = 0.2079 rad/s, $F_n = 0.0$ in the case of prescribed pitch motion of Model 5613 scaled to $L = 154$ m. E-444

E-370. Minimum and maximum of M_y^{hst} for one period at amplitude = 5.00 deg, frequency = 0.2079 rad/s, $F_n = 0.0$ in the case of prescribed pitch motion of Model 5613 scaled to $L = 154$ m. E-444

E-371. Coefficients of the Fourier fit $a_0 + a_1 \sin(\omega t + \Phi_1) + a_2 \sin(2\omega t + \Phi_2) + \dots$ of M_y^{hst} for one period at amplitude = 1.00 deg, frequency = 0.3831 rad/s, $F_n = 0.0$ in the case of prescribed pitch motion of Model 5613 scaled to $L = 154$ m. E-446

E-372. Minimum and maximum of M_y^{hst} for one period at amplitude = 1.00 deg, frequency = 0.3831 rad/s, $F_n = 0.0$ in the case of prescribed pitch motion of Model 5613 scaled to $L = 154$ m. E-446

E-373. Coefficients of the Fourier fit $a_0 + a_1 \sin(\omega t + \Phi_1) + a_2 \sin(2\omega t + \Phi_2) + \dots$ of M_y^{hst} for one period at amplitude = 1.75 deg, frequency = 0.3831 rad/s, $F_n = 0.0$ in the case of prescribed pitch motion of Model 5613 scaled to $L = 154$ m. E-448

E-374. Minimum and maximum of M_y^{hst} for one period at amplitude = 1.75 deg, frequency = 0.3831 rad/s, $F_n = 0.0$ in the case of prescribed pitch motion of Model 5613 scaled to $L = 154$ m. E-448

E-375. Coefficients of the Fourier fit $a_0 + a_1 \sin(\omega t + \Phi_1) + a_2 \sin(2\omega t + \Phi_2) + \dots$ of M_y^{hst} for one period at amplitude = 2.50 deg, frequency = 0.3831 rad/s, $F_n = 0.0$ in the case of prescribed pitch motion of Model 5613 scaled to $L = 154$ m. E-450

TASK 1/PITCH MOTION/MODEL 5613

- E-376. Minimum and maximum of M_y^{hst} for one period at amplitude = 2.50 deg, frequency = 0.3831 rad/s, $F_n = 0.0$ in the case of prescribed pitch motion of Model 5613 scaled to $L = 154$ m. E-450
- E-377. Coefficients of the Fourier fit $a_0 + a_1 \sin(\omega t + \Phi_1) + a_2 \sin(2\omega t + \Phi_2) + \dots$ of M_y^{hst} for one period at amplitude = 3.75 deg, frequency = 0.3831 rad/s, $F_n = 0.0$ in the case of prescribed pitch motion of Model 5613 scaled to $L = 154$ m. E-452
- E-378. Minimum and maximum of M_y^{hst} for one period at amplitude = 3.75 deg, frequency = 0.3831 rad/s, $F_n = 0.0$ in the case of prescribed pitch motion of Model 5613 scaled to $L = 154$ m. E-452
- E-379. Coefficients of the Fourier fit $a_0 + a_1 \sin(\omega t + \Phi_1) + a_2 \sin(2\omega t + \Phi_2) + \dots$ of M_y^{hst} for one period at amplitude = 5.00 deg, frequency = 0.3831 rad/s, $F_n = 0.0$ in the case of prescribed pitch motion of Model 5613 scaled to $L = 154$ m. E-454
- E-380. Minimum and maximum of M_y^{hst} for one period at amplitude = 5.00 deg, frequency = 0.3831 rad/s, $F_n = 0.0$ in the case of prescribed pitch motion of Model 5613 scaled to $L = 154$ m. E-454
- E-381. Coefficients of the Fourier fit $a_0 + a_1 \sin(\omega t + \Phi_1) + a_2 \sin(2\omega t + \Phi_2) + \dots$ of M_y^{hst} for one period at amplitude = 1.00 deg, frequency = 1.1000 rad/s, $F_n = 0.0$ in the case of prescribed pitch motion of Model 5613 scaled to $L = 154$ m. E-456
- E-382. Minimum and maximum of M_y^{hst} for one period at amplitude = 1.00 deg, frequency = 1.1000 rad/s, $F_n = 0.0$ in the case of prescribed pitch motion of Model 5613 scaled to $L = 154$ m. E-456
- E-383. Coefficients of the Fourier fit $a_0 + a_1 \sin(\omega t + \Phi_1) + a_2 \sin(2\omega t + \Phi_2) + \dots$ of M_y^{hst} for one period at amplitude = 1.75 deg, frequency = 1.1000 rad/s, $F_n = 0.0$ in the case of prescribed pitch motion of Model 5613 scaled to $L = 154$ m. E-458
- E-384. Minimum and maximum of M_y^{hst} for one period at amplitude = 1.75 deg, frequency = 1.1000 rad/s, $F_n = 0.0$ in the case of prescribed pitch motion of Model 5613 scaled to $L = 154$ m. E-458
- E-385. Coefficients of the Fourier fit $a_0 + a_1 \sin(\omega t + \Phi_1) + a_2 \sin(2\omega t + \Phi_2) + \dots$ of M_y^{hst} for one period at amplitude = 2.50 deg, frequency = 1.1000 rad/s, $F_n = 0.0$ in the case of prescribed pitch motion of Model 5613 scaled to $L = 154$ m. E-460
- E-386. Minimum and maximum of M_y^{hst} for one period at amplitude = 2.50 deg, frequency = 1.1000 rad/s, $F_n = 0.0$ in the case of prescribed pitch motion of Model 5613 scaled to $L = 154$ m. E-460
- E-387. Coefficients of the Fourier fit $a_0 + a_1 \sin(\omega t + \Phi_1) + a_2 \sin(2\omega t + \Phi_2) + \dots$ of M_y^{hst} for one period at amplitude = 3.75 deg, frequency = 1.1000 rad/s, $F_n = 0.0$ in the case of prescribed pitch motion of Model 5613 scaled to $L = 154$ m. E-462

TASK 1/PITCH MOTION/MODEL 5613

- E-388. Minimum and maximum of M_y^{hst} for one period at amplitude = 3.75 deg, frequency = 1.1000 rad/s, Fn = 0.0 in the case of prescribed pitch motion of Model 5613 scaled to L = 154 m. E-462
- E-389. Coefficients of the Fourier fit $a_0 + a_1 \sin(\omega t + \Phi_1) + a_2 \sin(2\omega t + \Phi_2) + \dots$ of M_y^{hst} for one period at amplitude = 5.00 deg, frequency = 1.1000 rad/s, Fn = 0.0 in the case of prescribed pitch motion of Model 5613 scaled to L = 154 m. E-464
- E-390. Minimum and maximum of M_y^{hst} for one period at amplitude = 5.00 deg, frequency = 1.1000 rad/s, Fn = 0.0 in the case of prescribed pitch motion of Model 5613 scaled to L = 154 m. E-464
- E-391. Coefficients of the Fourier fit $a_0 + a_1 \sin(\omega t + \Phi_1) + a_2 \sin(2\omega t + \Phi_2) + \dots$ of M_y^{hst} for one period at amplitude = 1.00 deg, frequency = 0.2079 rad/s, Fn = 0.3 in the case of prescribed pitch motion of Model 5613 scaled to L = 154 m. E-466
- E-392. Minimum and maximum of M_y^{hst} for one period at amplitude = 1.00 deg, frequency = 0.2079 rad/s, Fn = 0.3 in the case of prescribed pitch motion of Model 5613 scaled to L = 154 m. E-466
- E-393. Coefficients of the Fourier fit $a_0 + a_1 \sin(\omega t + \Phi_1) + a_2 \sin(2\omega t + \Phi_2) + \dots$ of M_y^{hst} for one period at amplitude = 1.75 deg, frequency = 0.2079 rad/s, Fn = 0.3 in the case of prescribed pitch motion of Model 5613 scaled to L = 154 m. E-468
- E-394. Minimum and maximum of M_y^{hst} for one period at amplitude = 1.75 deg, frequency = 0.2079 rad/s, Fn = 0.3 in the case of prescribed pitch motion of Model 5613 scaled to L = 154 m. E-468
- E-395. Coefficients of the Fourier fit $a_0 + a_1 \sin(\omega t + \Phi_1) + a_2 \sin(2\omega t + \Phi_2) + \dots$ of M_y^{hst} for one period at amplitude = 2.50 deg, frequency = 0.2079 rad/s, Fn = 0.3 in the case of prescribed pitch motion of Model 5613 scaled to L = 154 m. E-470
- E-396. Minimum and maximum of M_y^{hst} for one period at amplitude = 2.50 deg, frequency = 0.2079 rad/s, Fn = 0.3 in the case of prescribed pitch motion of Model 5613 scaled to L = 154 m. E-470
- E-397. Coefficients of the Fourier fit $a_0 + a_1 \sin(\omega t + \Phi_1) + a_2 \sin(2\omega t + \Phi_2) + \dots$ of M_y^{hst} for one period at amplitude = 3.75 deg, frequency = 0.2079 rad/s, Fn = 0.3 in the case of prescribed pitch motion of Model 5613 scaled to L = 154 m. E-472
- E-398. Minimum and maximum of M_y^{hst} for one period at amplitude = 3.75 deg, frequency = 0.2079 rad/s, Fn = 0.3 in the case of prescribed pitch motion of Model 5613 scaled to L = 154 m. E-472
- E-399. Coefficients of the Fourier fit $a_0 + a_1 \sin(\omega t + \Phi_1) + a_2 \sin(2\omega t + \Phi_2) + \dots$ of M_y^{hst} for one period at amplitude = 5.00 deg, frequency = 0.2079 rad/s, Fn = 0.3 in the case of prescribed pitch motion of Model 5613 scaled to L = 154 m. E-474

TASK 1/PITCH MOTION/MODEL 5613

- E-400. Minimum and maximum of M_y^{hst} for one period at amplitude = 5.00 deg, frequency = 0.2079 rad/s, Fn = 0.3 in the case of prescribed pitch motion of Model 5613 scaled to L = 154 m. E-474
- E-401. Coefficients of the Fourier fit $a_0 + a_1 \sin(\omega t + \Phi_1) + a_2 \sin(2\omega t + \Phi_2) + \dots$ of M_y^{hst} for one period at amplitude = 1.00 deg, frequency = 0.3831 rad/s, Fn = 0.3 in the case of prescribed pitch motion of Model 5613 scaled to L = 154 m. E-476
- E-402. Minimum and maximum of M_y^{hst} for one period at amplitude = 1.00 deg, frequency = 0.3831 rad/s, Fn = 0.3 in the case of prescribed pitch motion of Model 5613 scaled to L = 154 m. E-476
- E-403. Coefficients of the Fourier fit $a_0 + a_1 \sin(\omega t + \Phi_1) + a_2 \sin(2\omega t + \Phi_2) + \dots$ of M_y^{hst} for one period at amplitude = 1.75 deg, frequency = 0.3831 rad/s, Fn = 0.3 in the case of prescribed pitch motion of Model 5613 scaled to L = 154 m. E-478
- E-404. Minimum and maximum of M_y^{hst} for one period at amplitude = 1.75 deg, frequency = 0.3831 rad/s, Fn = 0.3 in the case of prescribed pitch motion of Model 5613 scaled to L = 154 m. E-478
- E-405. Coefficients of the Fourier fit $a_0 + a_1 \sin(\omega t + \Phi_1) + a_2 \sin(2\omega t + \Phi_2) + \dots$ of M_y^{hst} for one period at amplitude = 2.50 deg, frequency = 0.3831 rad/s, Fn = 0.3 in the case of prescribed pitch motion of Model 5613 scaled to L = 154 m. E-480
- E-406. Minimum and maximum of M_y^{hst} for one period at amplitude = 2.50 deg, frequency = 0.3831 rad/s, Fn = 0.3 in the case of prescribed pitch motion of Model 5613 scaled to L = 154 m. E-480
- E-407. Coefficients of the Fourier fit $a_0 + a_1 \sin(\omega t + \Phi_1) + a_2 \sin(2\omega t + \Phi_2) + \dots$ of M_y^{hst} for one period at amplitude = 3.75 deg, frequency = 0.3831 rad/s, Fn = 0.3 in the case of prescribed pitch motion of Model 5613 scaled to L = 154 m. E-482
- E-408. Minimum and maximum of M_y^{hst} for one period at amplitude = 3.75 deg, frequency = 0.3831 rad/s, Fn = 0.3 in the case of prescribed pitch motion of Model 5613 scaled to L = 154 m. E-482
- E-409. Coefficients of the Fourier fit $a_0 + a_1 \sin(\omega t + \Phi_1) + a_2 \sin(2\omega t + \Phi_2) + \dots$ of M_y^{hst} for one period at amplitude = 5.00 deg, frequency = 0.3831 rad/s, Fn = 0.3 in the case of prescribed pitch motion of Model 5613 scaled to L = 154 m. E-484
- E-410. Minimum and maximum of M_y^{hst} for one period at amplitude = 5.00 deg, frequency = 0.3831 rad/s, Fn = 0.3 in the case of prescribed pitch motion of Model 5613 scaled to L = 154 m. E-484
- E-411. Coefficients of the Fourier fit $a_0 + a_1 \sin(\omega t + \Phi_1) + a_2 \sin(2\omega t + \Phi_2) + \dots$ of M_y^{hst} for one period at amplitude = 1.00 deg, frequency = 1.1000 rad/s, Fn = 0.3 in the case of prescribed pitch motion of Model 5613 scaled to L = 154 m. E-486

TASK 1/PITCH MOTION/MODEL 5613

- E-412. Minimum and maximum of M_y^{hst} for one period at amplitude = 1.00 deg, frequency = 1.1000 rad/s, Fn = 0.3 in the case of prescribed pitch motion of Model 5613 scaled to L = 154 m. E-486
- E-413. Coefficients of the Fourier fit $a_0 + a_1 \sin(\omega t + \Phi_1) + a_2 \sin(2\omega t + \Phi_2) + \dots$ of M_y^{hst} for one period at amplitude = 1.75 deg, frequency = 1.1000 rad/s, Fn = 0.3 in the case of prescribed pitch motion of Model 5613 scaled to L = 154 m. E-488
- E-414. Minimum and maximum of M_y^{hst} for one period at amplitude = 1.75 deg, frequency = 1.1000 rad/s, Fn = 0.3 in the case of prescribed pitch motion of Model 5613 scaled to L = 154 m. E-488
- E-415. Coefficients of the Fourier fit $a_0 + a_1 \sin(\omega t + \Phi_1) + a_2 \sin(2\omega t + \Phi_2) + \dots$ of M_y^{hst} for one period at amplitude = 2.50 deg, frequency = 1.1000 rad/s, Fn = 0.3 in the case of prescribed pitch motion of Model 5613 scaled to L = 154 m. E-490
- E-416. Minimum and maximum of M_y^{hst} for one period at amplitude = 2.50 deg, frequency = 1.1000 rad/s, Fn = 0.3 in the case of prescribed pitch motion of Model 5613 scaled to L = 154 m. E-490
- E-417. Coefficients of the Fourier fit $a_0 + a_1 \sin(\omega t + \Phi_1) + a_2 \sin(2\omega t + \Phi_2) + \dots$ of M_y^{hst} for one period at amplitude = 3.75 deg, frequency = 1.1000 rad/s, Fn = 0.3 in the case of prescribed pitch motion of Model 5613 scaled to L = 154 m. E-492
- E-418. Minimum and maximum of M_y^{hst} for one period at amplitude = 3.75 deg, frequency = 1.1000 rad/s, Fn = 0.3 in the case of prescribed pitch motion of Model 5613 scaled to L = 154 m. E-492
- E-419. Coefficients of the Fourier fit $a_0 + a_1 \sin(\omega t + \Phi_1) + a_2 \sin(2\omega t + \Phi_2) + \dots$ of M_y^{hst} for one period at amplitude = 5.00 deg, frequency = 1.1000 rad/s, Fn = 0.3 in the case of prescribed pitch motion of Model 5613 scaled to L = 154 m. E-494
- E-420. Minimum and maximum of M_y^{hst} for one period at amplitude = 5.00 deg, frequency = 1.1000 rad/s, Fn = 0.3 in the case of prescribed pitch motion of Model 5613 scaled to L = 154 m. E-494
- E-421. Coefficients of the Fourier fit $a_0 + a_1 \sin(\omega t + \Phi_1) + a_2 \sin(2\omega t + \Phi_2) + \dots$ of F_x^{rad} for one period at amplitude = 1.00 deg, frequency = 0.2079 rad/s, Fn = 0.0 in the case of prescribed pitch motion of Model 5613 scaled to L = 154 m. E-496
- E-422. Minimum and maximum of F_x^{rad} for one period at amplitude = 1.00 deg, frequency = 0.2079 rad/s, Fn = 0.0 in the case of prescribed pitch motion of Model 5613 scaled to L = 154 m. E-496
- E-423. Coefficients of the Fourier fit $a_0 + a_1 \sin(\omega t + \Phi_1) + a_2 \sin(2\omega t + \Phi_2) + \dots$ of F_x^{rad} for one period at amplitude = 1.75 deg, frequency = 0.2079 rad/s, Fn = 0.0 in the case of prescribed pitch motion of Model 5613 scaled to L = 154 m. E-498

TASK 1/PITCH MOTION/MODEL 5613

E-424.	Minimum and maximum of of F_x^{rad} for one period at amplitude = 1.75 deg, frequency = 0.2079 rad/s, $F_n = 0.0$ in the case of prescribed pitch motion of Model 5613 scaled to $L = 154$ m.	E-498
E-425.	Coefficients of the Fourier fit $a_0 + a_1 \sin(\omega t + \Phi_1) + a_2 \sin(2\omega t + \Phi_2) + \dots$ of F_x^{rad} for one period at amplitude = 2.50 deg, frequency = 0.2079 rad/s, $F_n = 0.0$ in the case of prescribed pitch motion of Model 5613 scaled to $L = 154$ m.	E-500
E-426.	Minimum and maximum of of F_x^{rad} for one period at amplitude = 2.50 deg, frequency = 0.2079 rad/s, $F_n = 0.0$ in the case of prescribed pitch motion of Model 5613 scaled to $L = 154$ m.	E-500
E-427.	Coefficients of the Fourier fit $a_0 + a_1 \sin(\omega t + \Phi_1) + a_2 \sin(2\omega t + \Phi_2) + \dots$ of F_x^{rad} for one period at amplitude = 3.75 deg, frequency = 0.2079 rad/s, $F_n = 0.0$ in the case of prescribed pitch motion of Model 5613 scaled to $L = 154$ m.	E-502
E-428.	Minimum and maximum of of F_x^{rad} for one period at amplitude = 3.75 deg, frequency = 0.2079 rad/s, $F_n = 0.0$ in the case of prescribed pitch motion of Model 5613 scaled to $L = 154$ m.	E-502
E-429.	Coefficients of the Fourier fit $a_0 + a_1 \sin(\omega t + \Phi_1) + a_2 \sin(2\omega t + \Phi_2) + \dots$ of F_x^{rad} for one period at amplitude = 5.00 deg, frequency = 0.2079 rad/s, $F_n = 0.0$ in the case of prescribed pitch motion of Model 5613 scaled to $L = 154$ m.	E-504
E-430.	Minimum and maximum of of F_x^{rad} for one period at amplitude = 5.00 deg, frequency = 0.2079 rad/s, $F_n = 0.0$ in the case of prescribed pitch motion of Model 5613 scaled to $L = 154$ m.	E-504
E-431.	Coefficients of the Fourier fit $a_0 + a_1 \sin(\omega t + \Phi_1) + a_2 \sin(2\omega t + \Phi_2) + \dots$ of F_x^{rad} for one period at amplitude = 1.00 deg, frequency = 0.3831 rad/s, $F_n = 0.0$ in the case of prescribed pitch motion of Model 5613 scaled to $L = 154$ m.	E-506
E-432.	Minimum and maximum of of F_x^{rad} for one period at amplitude = 1.00 deg, frequency = 0.3831 rad/s, $F_n = 0.0$ in the case of prescribed pitch motion of Model 5613 scaled to $L = 154$ m.	E-506
E-433.	Coefficients of the Fourier fit $a_0 + a_1 \sin(\omega t + \Phi_1) + a_2 \sin(2\omega t + \Phi_2) + \dots$ of F_x^{rad} for one period at amplitude = 1.75 deg, frequency = 0.3831 rad/s, $F_n = 0.0$ in the case of prescribed pitch motion of Model 5613 scaled to $L = 154$ m.	E-508
E-434.	Minimum and maximum of of F_x^{rad} for one period at amplitude = 1.75 deg, frequency = 0.3831 rad/s, $F_n = 0.0$ in the case of prescribed pitch motion of Model 5613 scaled to $L = 154$ m.	E-508
E-435.	Coefficients of the Fourier fit $a_0 + a_1 \sin(\omega t + \Phi_1) + a_2 \sin(2\omega t + \Phi_2) + \dots$ of F_x^{rad} for one period at amplitude = 2.50 deg, frequency = 0.3831 rad/s, $F_n = 0.0$ in the case of prescribed pitch motion of Model 5613 scaled to $L = 154$ m.	E-510

TASK 1/PITCH MOTION/MODEL 5613

- E-436. Minimum and maximum of F_x^{rad} for one period at amplitude = 2.50 deg, frequency = 0.3831 rad/s, $F_n = 0.0$ in the case of prescribed pitch motion of Model 5613 scaled to $L = 154$ m. E-510
- E-437. Coefficients of the Fourier fit $a_0 + a_1 \sin(\omega t + \Phi_1) + a_2 \sin(2\omega t + \Phi_2) + \dots$ of F_x^{rad} for one period at amplitude = 3.75 deg, frequency = 0.3831 rad/s, $F_n = 0.0$ in the case of prescribed pitch motion of Model 5613 scaled to $L = 154$ m. E-512
- E-438. Minimum and maximum of F_x^{rad} for one period at amplitude = 3.75 deg, frequency = 0.3831 rad/s, $F_n = 0.0$ in the case of prescribed pitch motion of Model 5613 scaled to $L = 154$ m. E-512
- E-439. Coefficients of the Fourier fit $a_0 + a_1 \sin(\omega t + \Phi_1) + a_2 \sin(2\omega t + \Phi_2) + \dots$ of F_x^{rad} for one period at amplitude = 5.00 deg, frequency = 0.3831 rad/s, $F_n = 0.0$ in the case of prescribed pitch motion of Model 5613 scaled to $L = 154$ m. E-514
- E-440. Minimum and maximum of F_x^{rad} for one period at amplitude = 5.00 deg, frequency = 0.3831 rad/s, $F_n = 0.0$ in the case of prescribed pitch motion of Model 5613 scaled to $L = 154$ m. E-514
- E-441. Coefficients of the Fourier fit $a_0 + a_1 \sin(\omega t + \Phi_1) + a_2 \sin(2\omega t + \Phi_2) + \dots$ of F_x^{rad} for one period at amplitude = 1.00 deg, frequency = 1.1000 rad/s, $F_n = 0.0$ in the case of prescribed pitch motion of Model 5613 scaled to $L = 154$ m. E-516
- E-442. Minimum and maximum of F_x^{rad} for one period at amplitude = 1.00 deg, frequency = 1.1000 rad/s, $F_n = 0.0$ in the case of prescribed pitch motion of Model 5613 scaled to $L = 154$ m. E-516
- E-443. Coefficients of the Fourier fit $a_0 + a_1 \sin(\omega t + \Phi_1) + a_2 \sin(2\omega t + \Phi_2) + \dots$ of F_x^{rad} for one period at amplitude = 1.75 deg, frequency = 1.1000 rad/s, $F_n = 0.0$ in the case of prescribed pitch motion of Model 5613 scaled to $L = 154$ m. E-518
- E-444. Minimum and maximum of F_x^{rad} for one period at amplitude = 1.75 deg, frequency = 1.1000 rad/s, $F_n = 0.0$ in the case of prescribed pitch motion of Model 5613 scaled to $L = 154$ m. E-518
- E-445. Coefficients of the Fourier fit $a_0 + a_1 \sin(\omega t + \Phi_1) + a_2 \sin(2\omega t + \Phi_2) + \dots$ of F_x^{rad} for one period at amplitude = 2.50 deg, frequency = 1.1000 rad/s, $F_n = 0.0$ in the case of prescribed pitch motion of Model 5613 scaled to $L = 154$ m. E-520
- E-446. Minimum and maximum of F_x^{rad} for one period at amplitude = 2.50 deg, frequency = 1.1000 rad/s, $F_n = 0.0$ in the case of prescribed pitch motion of Model 5613 scaled to $L = 154$ m. E-520
- E-447. Coefficients of the Fourier fit $a_0 + a_1 \sin(\omega t + \Phi_1) + a_2 \sin(2\omega t + \Phi_2) + \dots$ of F_x^{rad} for one period at amplitude = 3.75 deg, frequency = 1.1000 rad/s, $F_n = 0.0$ in the case of prescribed pitch motion of Model 5613 scaled to $L = 154$ m. E-522

TASK 1/PITCH MOTION/MODEL 5613

- E-448. Minimum and maximum of F_x^{rad} for one period at amplitude = 3.75 deg, frequency = 1.1000 rad/s, $F_n = 0.0$ in the case of prescribed pitch motion of Model 5613 scaled to $L = 154$ m. E-522
- E-449. Coefficients of the Fourier fit $a_0 + a_1 \sin(\omega t + \Phi_1) + a_2 \sin(2\omega t + \Phi_2) + \dots$ of F_x^{rad} for one period at amplitude = 5.00 deg, frequency = 1.1000 rad/s, $F_n = 0.0$ in the case of prescribed pitch motion of Model 5613 scaled to $L = 154$ m. E-524
- E-450. Minimum and maximum of F_x^{rad} for one period at amplitude = 5.00 deg, frequency = 1.1000 rad/s, $F_n = 0.0$ in the case of prescribed pitch motion of Model 5613 scaled to $L = 154$ m. E-524
- E-451. Coefficients of the Fourier fit $a_0 + a_1 \sin(\omega t + \Phi_1) + a_2 \sin(2\omega t + \Phi_2) + \dots$ of F_x^{rad} for one period at amplitude = 1.00 deg, frequency = 0.2079 rad/s, $F_n = 0.3$ in the case of prescribed pitch motion of Model 5613 scaled to $L = 154$ m. E-526
- E-452. Minimum and maximum of F_x^{rad} for one period at amplitude = 1.00 deg, frequency = 0.2079 rad/s, $F_n = 0.3$ in the case of prescribed pitch motion of Model 5613 scaled to $L = 154$ m. E-526
- E-453. Coefficients of the Fourier fit $a_0 + a_1 \sin(\omega t + \Phi_1) + a_2 \sin(2\omega t + \Phi_2) + \dots$ of F_x^{rad} for one period at amplitude = 1.75 deg, frequency = 0.2079 rad/s, $F_n = 0.3$ in the case of prescribed pitch motion of Model 5613 scaled to $L = 154$ m. E-528
- E-454. Minimum and maximum of F_x^{rad} for one period at amplitude = 1.75 deg, frequency = 0.2079 rad/s, $F_n = 0.3$ in the case of prescribed pitch motion of Model 5613 scaled to $L = 154$ m. E-528
- E-455. Coefficients of the Fourier fit $a_0 + a_1 \sin(\omega t + \Phi_1) + a_2 \sin(2\omega t + \Phi_2) + \dots$ of F_x^{rad} for one period at amplitude = 2.50 deg, frequency = 0.2079 rad/s, $F_n = 0.3$ in the case of prescribed pitch motion of Model 5613 scaled to $L = 154$ m. E-530
- E-456. Minimum and maximum of F_x^{rad} for one period at amplitude = 2.50 deg, frequency = 0.2079 rad/s, $F_n = 0.3$ in the case of prescribed pitch motion of Model 5613 scaled to $L = 154$ m. E-530
- E-457. Coefficients of the Fourier fit $a_0 + a_1 \sin(\omega t + \Phi_1) + a_2 \sin(2\omega t + \Phi_2) + \dots$ of F_x^{rad} for one period at amplitude = 3.75 deg, frequency = 0.2079 rad/s, $F_n = 0.3$ in the case of prescribed pitch motion of Model 5613 scaled to $L = 154$ m. E-532
- E-458. Minimum and maximum of F_x^{rad} for one period at amplitude = 3.75 deg, frequency = 0.2079 rad/s, $F_n = 0.3$ in the case of prescribed pitch motion of Model 5613 scaled to $L = 154$ m. E-532
- E-459. Coefficients of the Fourier fit $a_0 + a_1 \sin(\omega t + \Phi_1) + a_2 \sin(2\omega t + \Phi_2) + \dots$ of F_x^{rad} for one period at amplitude = 5.00 deg, frequency = 0.2079 rad/s, $F_n = 0.3$ in the case of prescribed pitch motion of Model 5613 scaled to $L = 154$ m. E-534

TASK 1/PITCH MOTION/MODEL 5613

- E-460. Minimum and maximum of F_x^{rad} for one period at amplitude = 5.00 deg, frequency = 0.2079 rad/s, $F_n = 0.3$ in the case of prescribed pitch motion of Model 5613 scaled to $L = 154$ m. E-534
- E-461. Coefficients of the Fourier fit $a_0 + a_1 \sin(\omega t + \Phi_1) + a_2 \sin(2\omega t + \Phi_2) + \dots$ of F_x^{rad} for one period at amplitude = 1.00 deg, frequency = 0.3831 rad/s, $F_n = 0.3$ in the case of prescribed pitch motion of Model 5613 scaled to $L = 154$ m. E-536
- E-462. Minimum and maximum of F_x^{rad} for one period at amplitude = 1.00 deg, frequency = 0.3831 rad/s, $F_n = 0.3$ in the case of prescribed pitch motion of Model 5613 scaled to $L = 154$ m. E-536
- E-463. Coefficients of the Fourier fit $a_0 + a_1 \sin(\omega t + \Phi_1) + a_2 \sin(2\omega t + \Phi_2) + \dots$ of F_x^{rad} for one period at amplitude = 1.75 deg, frequency = 0.3831 rad/s, $F_n = 0.3$ in the case of prescribed pitch motion of Model 5613 scaled to $L = 154$ m. E-538
- E-464. Minimum and maximum of F_x^{rad} for one period at amplitude = 1.75 deg, frequency = 0.3831 rad/s, $F_n = 0.3$ in the case of prescribed pitch motion of Model 5613 scaled to $L = 154$ m. E-538
- E-465. Coefficients of the Fourier fit $a_0 + a_1 \sin(\omega t + \Phi_1) + a_2 \sin(2\omega t + \Phi_2) + \dots$ of F_x^{rad} for one period at amplitude = 2.50 deg, frequency = 0.3831 rad/s, $F_n = 0.3$ in the case of prescribed pitch motion of Model 5613 scaled to $L = 154$ m. E-540
- E-466. Minimum and maximum of F_x^{rad} for one period at amplitude = 2.50 deg, frequency = 0.3831 rad/s, $F_n = 0.3$ in the case of prescribed pitch motion of Model 5613 scaled to $L = 154$ m. E-540
- E-467. Coefficients of the Fourier fit $a_0 + a_1 \sin(\omega t + \Phi_1) + a_2 \sin(2\omega t + \Phi_2) + \dots$ of F_x^{rad} for one period at amplitude = 3.75 deg, frequency = 0.3831 rad/s, $F_n = 0.3$ in the case of prescribed pitch motion of Model 5613 scaled to $L = 154$ m. E-542
- E-468. Minimum and maximum of F_x^{rad} for one period at amplitude = 3.75 deg, frequency = 0.3831 rad/s, $F_n = 0.3$ in the case of prescribed pitch motion of Model 5613 scaled to $L = 154$ m. E-542
- E-469. Coefficients of the Fourier fit $a_0 + a_1 \sin(\omega t + \Phi_1) + a_2 \sin(2\omega t + \Phi_2) + \dots$ of F_x^{rad} for one period at amplitude = 5.00 deg, frequency = 0.3831 rad/s, $F_n = 0.3$ in the case of prescribed pitch motion of Model 5613 scaled to $L = 154$ m. E-544
- E-470. Minimum and maximum of F_x^{rad} for one period at amplitude = 5.00 deg, frequency = 0.3831 rad/s, $F_n = 0.3$ in the case of prescribed pitch motion of Model 5613 scaled to $L = 154$ m. E-544
- E-471. Coefficients of the Fourier fit $a_0 + a_1 \sin(\omega t + \Phi_1) + a_2 \sin(2\omega t + \Phi_2) + \dots$ of F_x^{rad} for one period at amplitude = 1.00 deg, frequency = 1.1000 rad/s, $F_n = 0.3$ in the case of prescribed pitch motion of Model 5613 scaled to $L = 154$ m. E-546

TASK 1/PITCH MOTION/MODEL 5613

- E-472. Minimum and maximum of F_x^{rad} for one period at amplitude = 1.00 deg, frequency = 1.1000 rad/s, $F_n = 0.3$ in the case of prescribed pitch motion of Model 5613 scaled to $L = 154$ m. E-546
- E-473. Coefficients of the Fourier fit $a_0 + a_1 \sin(\omega t + \Phi_1) + a_2 \sin(2\omega t + \Phi_2) + \dots$ of F_x^{rad} for one period at amplitude = 1.75 deg, frequency = 1.1000 rad/s, $F_n = 0.3$ in the case of prescribed pitch motion of Model 5613 scaled to $L = 154$ m. E-548
- E-474. Minimum and maximum of F_x^{rad} for one period at amplitude = 1.75 deg, frequency = 1.1000 rad/s, $F_n = 0.3$ in the case of prescribed pitch motion of Model 5613 scaled to $L = 154$ m. E-548
- E-475. Coefficients of the Fourier fit $a_0 + a_1 \sin(\omega t + \Phi_1) + a_2 \sin(2\omega t + \Phi_2) + \dots$ of F_x^{rad} for one period at amplitude = 2.50 deg, frequency = 1.1000 rad/s, $F_n = 0.3$ in the case of prescribed pitch motion of Model 5613 scaled to $L = 154$ m. E-550
- E-476. Minimum and maximum of F_x^{rad} for one period at amplitude = 2.50 deg, frequency = 1.1000 rad/s, $F_n = 0.3$ in the case of prescribed pitch motion of Model 5613 scaled to $L = 154$ m. E-550
- E-477. Coefficients of the Fourier fit $a_0 + a_1 \sin(\omega t + \Phi_1) + a_2 \sin(2\omega t + \Phi_2) + \dots$ of F_x^{rad} for one period at amplitude = 3.75 deg, frequency = 1.1000 rad/s, $F_n = 0.3$ in the case of prescribed pitch motion of Model 5613 scaled to $L = 154$ m. E-552
- E-478. Minimum and maximum of F_x^{rad} for one period at amplitude = 3.75 deg, frequency = 1.1000 rad/s, $F_n = 0.3$ in the case of prescribed pitch motion of Model 5613 scaled to $L = 154$ m. E-552
- E-479. Coefficients of the Fourier fit $a_0 + a_1 \sin(\omega t + \Phi_1) + a_2 \sin(2\omega t + \Phi_2) + \dots$ of F_x^{rad} for one period at amplitude = 5.00 deg, frequency = 1.1000 rad/s, $F_n = 0.3$ in the case of prescribed pitch motion of Model 5613 scaled to $L = 154$ m. E-554
- E-480. Minimum and maximum of F_x^{rad} for one period at amplitude = 5.00 deg, frequency = 1.1000 rad/s, $F_n = 0.3$ in the case of prescribed pitch motion of Model 5613 scaled to $L = 154$ m. E-554
- E-481. Coefficients of the Fourier fit $a_0 + a_1 \sin(\omega t + \Phi_1) + a_2 \sin(2\omega t + \Phi_2) + \dots$ of F_z^{rad} for one period at amplitude = 1.00 deg, frequency = 0.2079 rad/s, $F_n = 0.0$ in the case of prescribed pitch motion of Model 5613 scaled to $L = 154$ m. E-556
- E-482. Minimum and maximum of F_z^{rad} for one period at amplitude = 1.00 deg, frequency = 0.2079 rad/s, $F_n = 0.0$ in the case of prescribed pitch motion of Model 5613 scaled to $L = 154$ m. E-556
- E-483. Coefficients of the Fourier fit $a_0 + a_1 \sin(\omega t + \Phi_1) + a_2 \sin(2\omega t + \Phi_2) + \dots$ of F_z^{rad} for one period at amplitude = 1.75 deg, frequency = 0.2079 rad/s, $F_n = 0.0$ in the case of prescribed pitch motion of Model 5613 scaled to $L = 154$ m. E-558

TASK 1/PITCH MOTION/MODEL 5613

- E-484. Minimum and maximum of of F_z^{rad} for one period at amplitude = 1.75 deg, frequency = 0.2079 rad/s, $F_n = 0.0$ in the case of prescribed pitch motion of Model 5613 scaled to $L = 154$ m. E-558
- E-485. Coefficients of the Fourier fit $a_0 + a_1 \sin(\omega t + \Phi_1) + a_2 \sin(2\omega t + \Phi_2) + \dots$ of F_z^{rad} for one period at amplitude = 2.50 deg, frequency = 0.2079 rad/s, $F_n = 0.0$ in the case of prescribed pitch motion of Model 5613 scaled to $L = 154$ m. E-560
- E-486. Minimum and maximum of of F_z^{rad} for one period at amplitude = 2.50 deg, frequency = 0.2079 rad/s, $F_n = 0.0$ in the case of prescribed pitch motion of Model 5613 scaled to $L = 154$ m. E-560
- E-487. Coefficients of the Fourier fit $a_0 + a_1 \sin(\omega t + \Phi_1) + a_2 \sin(2\omega t + \Phi_2) + \dots$ of F_z^{rad} for one period at amplitude = 3.75 deg, frequency = 0.2079 rad/s, $F_n = 0.0$ in the case of prescribed pitch motion of Model 5613 scaled to $L = 154$ m. E-562
- E-488. Minimum and maximum of of F_z^{rad} for one period at amplitude = 3.75 deg, frequency = 0.2079 rad/s, $F_n = 0.0$ in the case of prescribed pitch motion of Model 5613 scaled to $L = 154$ m. E-562
- E-489. Coefficients of the Fourier fit $a_0 + a_1 \sin(\omega t + \Phi_1) + a_2 \sin(2\omega t + \Phi_2) + \dots$ of F_z^{rad} for one period at amplitude = 5.00 deg, frequency = 0.2079 rad/s, $F_n = 0.0$ in the case of prescribed pitch motion of Model 5613 scaled to $L = 154$ m. E-564
- E-490. Minimum and maximum of of F_z^{rad} for one period at amplitude = 5.00 deg, frequency = 0.2079 rad/s, $F_n = 0.0$ in the case of prescribed pitch motion of Model 5613 scaled to $L = 154$ m. E-564
- E-491. Coefficients of the Fourier fit $a_0 + a_1 \sin(\omega t + \Phi_1) + a_2 \sin(2\omega t + \Phi_2) + \dots$ of F_z^{rad} for one period at amplitude = 1.00 deg, frequency = 0.3831 rad/s, $F_n = 0.0$ in the case of prescribed pitch motion of Model 5613 scaled to $L = 154$ m. E-566
- E-492. Minimum and maximum of of F_z^{rad} for one period at amplitude = 1.00 deg, frequency = 0.3831 rad/s, $F_n = 0.0$ in the case of prescribed pitch motion of Model 5613 scaled to $L = 154$ m. E-566
- E-493. Coefficients of the Fourier fit $a_0 + a_1 \sin(\omega t + \Phi_1) + a_2 \sin(2\omega t + \Phi_2) + \dots$ of F_z^{rad} for one period at amplitude = 1.75 deg, frequency = 0.3831 rad/s, $F_n = 0.0$ in the case of prescribed pitch motion of Model 5613 scaled to $L = 154$ m. E-568
- E-494. Minimum and maximum of of F_z^{rad} for one period at amplitude = 1.75 deg, frequency = 0.3831 rad/s, $F_n = 0.0$ in the case of prescribed pitch motion of Model 5613 scaled to $L = 154$ m. E-568
- E-495. Coefficients of the Fourier fit $a_0 + a_1 \sin(\omega t + \Phi_1) + a_2 \sin(2\omega t + \Phi_2) + \dots$ of F_z^{rad} for one period at amplitude = 2.50 deg, frequency = 0.3831 rad/s, $F_n = 0.0$ in the case of prescribed pitch motion of Model 5613 scaled to $L = 154$ m. E-570

TASK 1/PITCH MOTION/MODEL 5613

- E-496. Minimum and maximum of F_z^{rad} for one period at amplitude = 2.50 deg, frequency = 0.3831 rad/s, $F_n = 0.0$ in the case of prescribed pitch motion of Model 5613 scaled to $L = 154$ m. E-570
- E-497. Coefficients of the Fourier fit $a_0 + a_1 \sin(\omega t + \Phi_1) + a_2 \sin(2\omega t + \Phi_2) + \dots$ of F_z^{rad} for one period at amplitude = 3.75 deg, frequency = 0.3831 rad/s, $F_n = 0.0$ in the case of prescribed pitch motion of Model 5613 scaled to $L = 154$ m. E-572
- E-498. Minimum and maximum of F_z^{rad} for one period at amplitude = 3.75 deg, frequency = 0.3831 rad/s, $F_n = 0.0$ in the case of prescribed pitch motion of Model 5613 scaled to $L = 154$ m. E-572
- E-499. Coefficients of the Fourier fit $a_0 + a_1 \sin(\omega t + \Phi_1) + a_2 \sin(2\omega t + \Phi_2) + \dots$ of F_z^{rad} for one period at amplitude = 5.00 deg, frequency = 0.3831 rad/s, $F_n = 0.0$ in the case of prescribed pitch motion of Model 5613 scaled to $L = 154$ m. E-574
- E-500. Minimum and maximum of F_z^{rad} for one period at amplitude = 5.00 deg, frequency = 0.3831 rad/s, $F_n = 0.0$ in the case of prescribed pitch motion of Model 5613 scaled to $L = 154$ m. E-574
- E-501. Coefficients of the Fourier fit $a_0 + a_1 \sin(\omega t + \Phi_1) + a_2 \sin(2\omega t + \Phi_2) + \dots$ of F_z^{rad} for one period at amplitude = 1.00 deg, frequency = 1.1000 rad/s, $F_n = 0.0$ in the case of prescribed pitch motion of Model 5613 scaled to $L = 154$ m. E-576
- E-502. Minimum and maximum of F_z^{rad} for one period at amplitude = 1.00 deg, frequency = 1.1000 rad/s, $F_n = 0.0$ in the case of prescribed pitch motion of Model 5613 scaled to $L = 154$ m. E-576
- E-503. Coefficients of the Fourier fit $a_0 + a_1 \sin(\omega t + \Phi_1) + a_2 \sin(2\omega t + \Phi_2) + \dots$ of F_z^{rad} for one period at amplitude = 1.75 deg, frequency = 1.1000 rad/s, $F_n = 0.0$ in the case of prescribed pitch motion of Model 5613 scaled to $L = 154$ m. E-578
- E-504. Minimum and maximum of F_z^{rad} for one period at amplitude = 1.75 deg, frequency = 1.1000 rad/s, $F_n = 0.0$ in the case of prescribed pitch motion of Model 5613 scaled to $L = 154$ m. E-578
- E-505. Coefficients of the Fourier fit $a_0 + a_1 \sin(\omega t + \Phi_1) + a_2 \sin(2\omega t + \Phi_2) + \dots$ of F_z^{rad} for one period at amplitude = 2.50 deg, frequency = 1.1000 rad/s, $F_n = 0.0$ in the case of prescribed pitch motion of Model 5613 scaled to $L = 154$ m. E-580
- E-506. Minimum and maximum of F_z^{rad} for one period at amplitude = 2.50 deg, frequency = 1.1000 rad/s, $F_n = 0.0$ in the case of prescribed pitch motion of Model 5613 scaled to $L = 154$ m. E-580
- E-507. Coefficients of the Fourier fit $a_0 + a_1 \sin(\omega t + \Phi_1) + a_2 \sin(2\omega t + \Phi_2) + \dots$ of F_z^{rad} for one period at amplitude = 3.75 deg, frequency = 1.1000 rad/s, $F_n = 0.0$ in the case of prescribed pitch motion of Model 5613 scaled to $L = 154$ m. E-582

TASK 1/PITCH MOTION/MODEL 5613

- E-508. Minimum and maximum of F_z^{rad} for one period at amplitude = 3.75 deg, frequency = 1.1000 rad/s, $F_n = 0.0$ in the case of prescribed pitch motion of Model 5613 scaled to $L = 154$ m. E-582
- E-509. Coefficients of the Fourier fit $a_0 + a_1 \sin(\omega t + \Phi_1) + a_2 \sin(2\omega t + \Phi_2) + \dots$ of F_z^{rad} for one period at amplitude = 5.00 deg, frequency = 1.1000 rad/s, $F_n = 0.0$ in the case of prescribed pitch motion of Model 5613 scaled to $L = 154$ m. E-584
- E-510. Minimum and maximum of F_z^{rad} for one period at amplitude = 5.00 deg, frequency = 1.1000 rad/s, $F_n = 0.0$ in the case of prescribed pitch motion of Model 5613 scaled to $L = 154$ m. E-584
- E-511. Coefficients of the Fourier fit $a_0 + a_1 \sin(\omega t + \Phi_1) + a_2 \sin(2\omega t + \Phi_2) + \dots$ of F_z^{rad} for one period at amplitude = 1.00 deg, frequency = 0.2079 rad/s, $F_n = 0.3$ in the case of prescribed pitch motion of Model 5613 scaled to $L = 154$ m. E-586
- E-512. Minimum and maximum of F_z^{rad} for one period at amplitude = 1.00 deg, frequency = 0.2079 rad/s, $F_n = 0.3$ in the case of prescribed pitch motion of Model 5613 scaled to $L = 154$ m. E-586
- E-513. Coefficients of the Fourier fit $a_0 + a_1 \sin(\omega t + \Phi_1) + a_2 \sin(2\omega t + \Phi_2) + \dots$ of F_z^{rad} for one period at amplitude = 1.75 deg, frequency = 0.2079 rad/s, $F_n = 0.3$ in the case of prescribed pitch motion of Model 5613 scaled to $L = 154$ m. E-588
- E-514. Minimum and maximum of F_z^{rad} for one period at amplitude = 1.75 deg, frequency = 0.2079 rad/s, $F_n = 0.3$ in the case of prescribed pitch motion of Model 5613 scaled to $L = 154$ m. E-588
- E-515. Coefficients of the Fourier fit $a_0 + a_1 \sin(\omega t + \Phi_1) + a_2 \sin(2\omega t + \Phi_2) + \dots$ of F_z^{rad} for one period at amplitude = 2.50 deg, frequency = 0.2079 rad/s, $F_n = 0.3$ in the case of prescribed pitch motion of Model 5613 scaled to $L = 154$ m. E-590
- E-516. Minimum and maximum of F_z^{rad} for one period at amplitude = 2.50 deg, frequency = 0.2079 rad/s, $F_n = 0.3$ in the case of prescribed pitch motion of Model 5613 scaled to $L = 154$ m. E-590
- E-517. Coefficients of the Fourier fit $a_0 + a_1 \sin(\omega t + \Phi_1) + a_2 \sin(2\omega t + \Phi_2) + \dots$ of F_z^{rad} for one period at amplitude = 3.75 deg, frequency = 0.2079 rad/s, $F_n = 0.3$ in the case of prescribed pitch motion of Model 5613 scaled to $L = 154$ m. E-592
- E-518. Minimum and maximum of F_z^{rad} for one period at amplitude = 3.75 deg, frequency = 0.2079 rad/s, $F_n = 0.3$ in the case of prescribed pitch motion of Model 5613 scaled to $L = 154$ m. E-592
- E-519. Coefficients of the Fourier fit $a_0 + a_1 \sin(\omega t + \Phi_1) + a_2 \sin(2\omega t + \Phi_2) + \dots$ of F_z^{rad} for one period at amplitude = 5.00 deg, frequency = 0.2079 rad/s, $F_n = 0.3$ in the case of prescribed pitch motion of Model 5613 scaled to $L = 154$ m. E-594

TASK 1/PITCH MOTION/MODEL 5613

- E-520. Minimum and maximum of of F_z^{rad} for one period at amplitude = 5.00 deg, frequency = 0.2079 rad/s, $F_n = 0.3$ in the case of prescribed pitch motion of Model 5613 scaled to $L = 154$ m. E-594
- E-521. Coefficients of the Fourier fit $a_0 + a_1 \sin(\omega t + \Phi_1) + a_2 \sin(2\omega t + \Phi_2) + \dots$ of F_z^{rad} for one period at amplitude = 1.00 deg, frequency = 0.3831 rad/s, $F_n = 0.3$ in the case of prescribed pitch motion of Model 5613 scaled to $L = 154$ m. E-596
- E-522. Minimum and maximum of of F_z^{rad} for one period at amplitude = 1.00 deg, frequency = 0.3831 rad/s, $F_n = 0.3$ in the case of prescribed pitch motion of Model 5613 scaled to $L = 154$ m. E-596
- E-523. Coefficients of the Fourier fit $a_0 + a_1 \sin(\omega t + \Phi_1) + a_2 \sin(2\omega t + \Phi_2) + \dots$ of F_z^{rad} for one period at amplitude = 1.75 deg, frequency = 0.3831 rad/s, $F_n = 0.3$ in the case of prescribed pitch motion of Model 5613 scaled to $L = 154$ m. E-598
- E-524. Minimum and maximum of of F_z^{rad} for one period at amplitude = 1.75 deg, frequency = 0.3831 rad/s, $F_n = 0.3$ in the case of prescribed pitch motion of Model 5613 scaled to $L = 154$ m. E-598
- E-525. Coefficients of the Fourier fit $a_0 + a_1 \sin(\omega t + \Phi_1) + a_2 \sin(2\omega t + \Phi_2) + \dots$ of F_z^{rad} for one period at amplitude = 2.50 deg, frequency = 0.3831 rad/s, $F_n = 0.3$ in the case of prescribed pitch motion of Model 5613 scaled to $L = 154$ m. E-600
- E-526. Minimum and maximum of of F_z^{rad} for one period at amplitude = 2.50 deg, frequency = 0.3831 rad/s, $F_n = 0.3$ in the case of prescribed pitch motion of Model 5613 scaled to $L = 154$ m. E-600
- E-527. Coefficients of the Fourier fit $a_0 + a_1 \sin(\omega t + \Phi_1) + a_2 \sin(2\omega t + \Phi_2) + \dots$ of F_z^{rad} for one period at amplitude = 3.75 deg, frequency = 0.3831 rad/s, $F_n = 0.3$ in the case of prescribed pitch motion of Model 5613 scaled to $L = 154$ m. E-602
- E-528. Minimum and maximum of of F_z^{rad} for one period at amplitude = 3.75 deg, frequency = 0.3831 rad/s, $F_n = 0.3$ in the case of prescribed pitch motion of Model 5613 scaled to $L = 154$ m. E-602
- E-529. Coefficients of the Fourier fit $a_0 + a_1 \sin(\omega t + \Phi_1) + a_2 \sin(2\omega t + \Phi_2) + \dots$ of F_z^{rad} for one period at amplitude = 5.00 deg, frequency = 0.3831 rad/s, $F_n = 0.3$ in the case of prescribed pitch motion of Model 5613 scaled to $L = 154$ m. E-604
- E-530. Minimum and maximum of of F_z^{rad} for one period at amplitude = 5.00 deg, frequency = 0.3831 rad/s, $F_n = 0.3$ in the case of prescribed pitch motion of Model 5613 scaled to $L = 154$ m. E-604
- E-531. Coefficients of the Fourier fit $a_0 + a_1 \sin(\omega t + \Phi_1) + a_2 \sin(2\omega t + \Phi_2) + \dots$ of F_z^{rad} for one period at amplitude = 1.00 deg, frequency = 1.1000 rad/s, $F_n = 0.3$ in the case of prescribed pitch motion of Model 5613 scaled to $L = 154$ m. E-606

TASK 1/PITCH MOTION/MODEL 5613

- E-532. Minimum and maximum of of F_z^{rad} for one period at amplitude = 1.00 deg, frequency = 1.1000 rad/s, $F_n = 0.3$ in the case of prescribed pitch motion of Model 5613 scaled to $L = 154$ m. E-606
- E-533. Coefficients of the Fourier fit $a_0 + a_1 \sin(\omega t + \Phi_1) + a_2 \sin(2\omega t + \Phi_2) + \dots$ of F_z^{rad} for one period at amplitude = 1.75 deg, frequency = 1.1000 rad/s, $F_n = 0.3$ in the case of prescribed pitch motion of Model 5613 scaled to $L = 154$ m. E-608
- E-534. Minimum and maximum of of F_z^{rad} for one period at amplitude = 1.75 deg, frequency = 1.1000 rad/s, $F_n = 0.3$ in the case of prescribed pitch motion of Model 5613 scaled to $L = 154$ m. E-608
- E-535. Coefficients of the Fourier fit $a_0 + a_1 \sin(\omega t + \Phi_1) + a_2 \sin(2\omega t + \Phi_2) + \dots$ of F_z^{rad} for one period at amplitude = 2.50 deg, frequency = 1.1000 rad/s, $F_n = 0.3$ in the case of prescribed pitch motion of Model 5613 scaled to $L = 154$ m. E-610
- E-536. Minimum and maximum of of F_z^{rad} for one period at amplitude = 2.50 deg, frequency = 1.1000 rad/s, $F_n = 0.3$ in the case of prescribed pitch motion of Model 5613 scaled to $L = 154$ m. E-610
- E-537. Coefficients of the Fourier fit $a_0 + a_1 \sin(\omega t + \Phi_1) + a_2 \sin(2\omega t + \Phi_2) + \dots$ of F_z^{rad} for one period at amplitude = 3.75 deg, frequency = 1.1000 rad/s, $F_n = 0.3$ in the case of prescribed pitch motion of Model 5613 scaled to $L = 154$ m. E-612
- E-538. Minimum and maximum of of F_z^{rad} for one period at amplitude = 3.75 deg, frequency = 1.1000 rad/s, $F_n = 0.3$ in the case of prescribed pitch motion of Model 5613 scaled to $L = 154$ m. E-612
- E-539. Coefficients of the Fourier fit $a_0 + a_1 \sin(\omega t + \Phi_1) + a_2 \sin(2\omega t + \Phi_2) + \dots$ of F_z^{rad} for one period at amplitude = 5.00 deg, frequency = 1.1000 rad/s, $F_n = 0.3$ in the case of prescribed pitch motion of Model 5613 scaled to $L = 154$ m. E-614
- E-540. Minimum and maximum of of F_z^{rad} for one period at amplitude = 5.00 deg, frequency = 1.1000 rad/s, $F_n = 0.3$ in the case of prescribed pitch motion of Model 5613 scaled to $L = 154$ m. E-614
- E-541. Coefficients of the Fourier fit $a_0 + a_1 \sin(\omega t + \Phi_1) + a_2 \sin(2\omega t + \Phi_2) + \dots$ of M_y^{rad} for one period at amplitude = 1.00 deg, frequency = 0.2079 rad/s, $F_n = 0.0$ in the case of prescribed pitch motion of Model 5613 scaled to $L = 154$ m. E-616
- E-542. Minimum and maximum of of M_y^{rad} for one period at amplitude = 1.00 deg, frequency = 0.2079 rad/s, $F_n = 0.0$ in the case of prescribed pitch motion of Model 5613 scaled to $L = 154$ m. E-616
- E-543. Coefficients of the Fourier fit $a_0 + a_1 \sin(\omega t + \Phi_1) + a_2 \sin(2\omega t + \Phi_2) + \dots$ of M_y^{rad} for one period at amplitude = 1.75 deg, frequency = 0.2079 rad/s, $F_n = 0.0$ in the case of prescribed pitch motion of Model 5613 scaled to $L = 154$ m. E-618

TASK 1/PITCH MOTION/MODEL 5613

E-544.	Minimum and maximum of of M_y^{rad} for one period at amplitude = 1.75 deg, frequency = 0.2079 rad/s, Fn = 0.0 in the case of prescribed pitch motion of Model 5613 scaled to L = 154 m.	E-618
E-545.	Coefficients of the Fourier fit $a_0 + a_1 \sin(\omega t + \Phi_1) + a_2 \sin(2\omega t + \Phi_2) + \dots$ of M_y^{rad} for one period at amplitude = 2.50 deg, frequency = 0.2079 rad/s, Fn = 0.0 in the case of prescribed pitch motion of Model 5613 scaled to L = 154 m.	E-620
E-546.	Minimum and maximum of of M_y^{rad} for one period at amplitude = 2.50 deg, frequency = 0.2079 rad/s, Fn = 0.0 in the case of prescribed pitch motion of Model 5613 scaled to L = 154 m.	E-620
E-547.	Coefficients of the Fourier fit $a_0 + a_1 \sin(\omega t + \Phi_1) + a_2 \sin(2\omega t + \Phi_2) + \dots$ of M_y^{rad} for one period at amplitude = 3.75 deg, frequency = 0.2079 rad/s, Fn = 0.0 in the case of prescribed pitch motion of Model 5613 scaled to L = 154 m.	E-622
E-548.	Minimum and maximum of of M_y^{rad} for one period at amplitude = 3.75 deg, frequency = 0.2079 rad/s, Fn = 0.0 in the case of prescribed pitch motion of Model 5613 scaled to L = 154 m.	E-622
E-549.	Coefficients of the Fourier fit $a_0 + a_1 \sin(\omega t + \Phi_1) + a_2 \sin(2\omega t + \Phi_2) + \dots$ of M_y^{rad} for one period at amplitude = 5.00 deg, frequency = 0.2079 rad/s, Fn = 0.0 in the case of prescribed pitch motion of Model 5613 scaled to L = 154 m.	E-624
E-550.	Minimum and maximum of of M_y^{rad} for one period at amplitude = 5.00 deg, frequency = 0.2079 rad/s, Fn = 0.0 in the case of prescribed pitch motion of Model 5613 scaled to L = 154 m.	E-624
E-551.	Coefficients of the Fourier fit $a_0 + a_1 \sin(\omega t + \Phi_1) + a_2 \sin(2\omega t + \Phi_2) + \dots$ of M_y^{rad} for one period at amplitude = 1.00 deg, frequency = 0.3831 rad/s, Fn = 0.0 in the case of prescribed pitch motion of Model 5613 scaled to L = 154 m.	E-626
E-552.	Minimum and maximum of of M_y^{rad} for one period at amplitude = 1.00 deg, frequency = 0.3831 rad/s, Fn = 0.0 in the case of prescribed pitch motion of Model 5613 scaled to L = 154 m.	E-626
E-553.	Coefficients of the Fourier fit $a_0 + a_1 \sin(\omega t + \Phi_1) + a_2 \sin(2\omega t + \Phi_2) + \dots$ of M_y^{rad} for one period at amplitude = 1.75 deg, frequency = 0.3831 rad/s, Fn = 0.0 in the case of prescribed pitch motion of Model 5613 scaled to L = 154 m.	E-628
E-554.	Minimum and maximum of of M_y^{rad} for one period at amplitude = 1.75 deg, frequency = 0.3831 rad/s, Fn = 0.0 in the case of prescribed pitch motion of Model 5613 scaled to L = 154 m.	E-628
E-555.	Coefficients of the Fourier fit $a_0 + a_1 \sin(\omega t + \Phi_1) + a_2 \sin(2\omega t + \Phi_2) + \dots$ of M_y^{rad} for one period at amplitude = 2.50 deg, frequency = 0.3831 rad/s, Fn = 0.0 in the case of prescribed pitch motion of Model 5613 scaled to L = 154 m.	E-630

TASK 1/PITCH MOTION/MODEL 5613

- E-556. Minimum and maximum of M_y^{rad} for one period at amplitude = 2.50 deg, frequency = 0.3831 rad/s, $F_n = 0.0$ in the case of prescribed pitch motion of Model 5613 scaled to $L = 154$ m. E-630
- E-557. Coefficients of the Fourier fit $a_0 + a_1 \sin(\omega t + \Phi_1) + a_2 \sin(2\omega t + \Phi_2) + \dots$ of M_y^{rad} for one period at amplitude = 3.75 deg, frequency = 0.3831 rad/s, $F_n = 0.0$ in the case of prescribed pitch motion of Model 5613 scaled to $L = 154$ m. E-632
- E-558. Minimum and maximum of M_y^{rad} for one period at amplitude = 3.75 deg, frequency = 0.3831 rad/s, $F_n = 0.0$ in the case of prescribed pitch motion of Model 5613 scaled to $L = 154$ m. E-632
- E-559. Coefficients of the Fourier fit $a_0 + a_1 \sin(\omega t + \Phi_1) + a_2 \sin(2\omega t + \Phi_2) + \dots$ of M_y^{rad} for one period at amplitude = 5.00 deg, frequency = 0.3831 rad/s, $F_n = 0.0$ in the case of prescribed pitch motion of Model 5613 scaled to $L = 154$ m. E-634
- E-560. Minimum and maximum of M_y^{rad} for one period at amplitude = 5.00 deg, frequency = 0.3831 rad/s, $F_n = 0.0$ in the case of prescribed pitch motion of Model 5613 scaled to $L = 154$ m. E-634
- E-561. Coefficients of the Fourier fit $a_0 + a_1 \sin(\omega t + \Phi_1) + a_2 \sin(2\omega t + \Phi_2) + \dots$ of M_y^{rad} for one period at amplitude = 1.00 deg, frequency = 1.1000 rad/s, $F_n = 0.0$ in the case of prescribed pitch motion of Model 5613 scaled to $L = 154$ m. E-636
- E-562. Minimum and maximum of M_y^{rad} for one period at amplitude = 1.00 deg, frequency = 1.1000 rad/s, $F_n = 0.0$ in the case of prescribed pitch motion of Model 5613 scaled to $L = 154$ m. E-636
- E-563. Coefficients of the Fourier fit $a_0 + a_1 \sin(\omega t + \Phi_1) + a_2 \sin(2\omega t + \Phi_2) + \dots$ of M_y^{rad} for one period at amplitude = 1.75 deg, frequency = 1.1000 rad/s, $F_n = 0.0$ in the case of prescribed pitch motion of Model 5613 scaled to $L = 154$ m. E-638
- E-564. Minimum and maximum of M_y^{rad} for one period at amplitude = 1.75 deg, frequency = 1.1000 rad/s, $F_n = 0.0$ in the case of prescribed pitch motion of Model 5613 scaled to $L = 154$ m. E-638
- E-565. Coefficients of the Fourier fit $a_0 + a_1 \sin(\omega t + \Phi_1) + a_2 \sin(2\omega t + \Phi_2) + \dots$ of M_y^{rad} for one period at amplitude = 2.50 deg, frequency = 1.1000 rad/s, $F_n = 0.0$ in the case of prescribed pitch motion of Model 5613 scaled to $L = 154$ m. E-640
- E-566. Minimum and maximum of M_y^{rad} for one period at amplitude = 2.50 deg, frequency = 1.1000 rad/s, $F_n = 0.0$ in the case of prescribed pitch motion of Model 5613 scaled to $L = 154$ m. E-640
- E-567. Coefficients of the Fourier fit $a_0 + a_1 \sin(\omega t + \Phi_1) + a_2 \sin(2\omega t + \Phi_2) + \dots$ of M_y^{rad} for one period at amplitude = 3.75 deg, frequency = 1.1000 rad/s, $F_n = 0.0$ in the case of prescribed pitch motion of Model 5613 scaled to $L = 154$ m. E-642

TASK 1/PITCH MOTION/MODEL 5613

- E-568. Minimum and maximum of M_y^{rad} for one period at amplitude = 3.75 deg, frequency = 1.1000 rad/s, Fn = 0.0 in the case of prescribed pitch motion of Model 5613 scaled to L = 154 m. E-642
- E-569. Coefficients of the Fourier fit $a_0 + a_1 \sin(\omega t + \Phi_1) + a_2 \sin(2\omega t + \Phi_2) + \dots$ of M_y^{rad} for one period at amplitude = 5.00 deg, frequency = 1.1000 rad/s, Fn = 0.0 in the case of prescribed pitch motion of Model 5613 scaled to L = 154 m. E-644
- E-570. Minimum and maximum of M_y^{rad} for one period at amplitude = 5.00 deg, frequency = 1.1000 rad/s, Fn = 0.0 in the case of prescribed pitch motion of Model 5613 scaled to L = 154 m. E-644
- E-571. Coefficients of the Fourier fit $a_0 + a_1 \sin(\omega t + \Phi_1) + a_2 \sin(2\omega t + \Phi_2) + \dots$ of M_y^{rad} for one period at amplitude = 1.00 deg, frequency = 0.2079 rad/s, Fn = 0.3 in the case of prescribed pitch motion of Model 5613 scaled to L = 154 m. E-646
- E-572. Minimum and maximum of M_y^{rad} for one period at amplitude = 1.00 deg, frequency = 0.2079 rad/s, Fn = 0.3 in the case of prescribed pitch motion of Model 5613 scaled to L = 154 m. E-646
- E-573. Coefficients of the Fourier fit $a_0 + a_1 \sin(\omega t + \Phi_1) + a_2 \sin(2\omega t + \Phi_2) + \dots$ of M_y^{rad} for one period at amplitude = 1.75 deg, frequency = 0.2079 rad/s, Fn = 0.3 in the case of prescribed pitch motion of Model 5613 scaled to L = 154 m. E-648
- E-574. Minimum and maximum of M_y^{rad} for one period at amplitude = 1.75 deg, frequency = 0.2079 rad/s, Fn = 0.3 in the case of prescribed pitch motion of Model 5613 scaled to L = 154 m. E-648
- E-575. Coefficients of the Fourier fit $a_0 + a_1 \sin(\omega t + \Phi_1) + a_2 \sin(2\omega t + \Phi_2) + \dots$ of M_y^{rad} for one period at amplitude = 2.50 deg, frequency = 0.2079 rad/s, Fn = 0.3 in the case of prescribed pitch motion of Model 5613 scaled to L = 154 m. E-650
- E-576. Minimum and maximum of M_y^{rad} for one period at amplitude = 2.50 deg, frequency = 0.2079 rad/s, Fn = 0.3 in the case of prescribed pitch motion of Model 5613 scaled to L = 154 m. E-650
- E-577. Coefficients of the Fourier fit $a_0 + a_1 \sin(\omega t + \Phi_1) + a_2 \sin(2\omega t + \Phi_2) + \dots$ of M_y^{rad} for one period at amplitude = 3.75 deg, frequency = 0.2079 rad/s, Fn = 0.3 in the case of prescribed pitch motion of Model 5613 scaled to L = 154 m. E-652
- E-578. Minimum and maximum of M_y^{rad} for one period at amplitude = 3.75 deg, frequency = 0.2079 rad/s, Fn = 0.3 in the case of prescribed pitch motion of Model 5613 scaled to L = 154 m. E-652
- E-579. Coefficients of the Fourier fit $a_0 + a_1 \sin(\omega t + \Phi_1) + a_2 \sin(2\omega t + \Phi_2) + \dots$ of M_y^{rad} for one period at amplitude = 5.00 deg, frequency = 0.2079 rad/s, Fn = 0.3 in the case of prescribed pitch motion of Model 5613 scaled to L = 154 m. E-654

TASK 1/PITCH MOTION/MODEL 5613

- E-580. Minimum and maximum of M_y^{rad} for one period at amplitude = 5.00 deg, frequency = 0.2079 rad/s, Fn = 0.3 in the case of prescribed pitch motion of Model 5613 scaled to L = 154 m. E-654
- E-581. Coefficients of the Fourier fit $a_0 + a_1 \sin(\omega t + \Phi_1) + a_2 \sin(2\omega t + \Phi_2) + \dots$ of M_y^{rad} for one period at amplitude = 1.00 deg, frequency = 0.3831 rad/s, Fn = 0.3 in the case of prescribed pitch motion of Model 5613 scaled to L = 154 m. E-656
- E-582. Minimum and maximum of M_y^{rad} for one period at amplitude = 1.00 deg, frequency = 0.3831 rad/s, Fn = 0.3 in the case of prescribed pitch motion of Model 5613 scaled to L = 154 m. E-656
- E-583. Coefficients of the Fourier fit $a_0 + a_1 \sin(\omega t + \Phi_1) + a_2 \sin(2\omega t + \Phi_2) + \dots$ of M_y^{rad} for one period at amplitude = 1.75 deg, frequency = 0.3831 rad/s, Fn = 0.3 in the case of prescribed pitch motion of Model 5613 scaled to L = 154 m. E-658
- E-584. Minimum and maximum of M_y^{rad} for one period at amplitude = 1.75 deg, frequency = 0.3831 rad/s, Fn = 0.3 in the case of prescribed pitch motion of Model 5613 scaled to L = 154 m. E-658
- E-585. Coefficients of the Fourier fit $a_0 + a_1 \sin(\omega t + \Phi_1) + a_2 \sin(2\omega t + \Phi_2) + \dots$ of M_y^{rad} for one period at amplitude = 2.50 deg, frequency = 0.3831 rad/s, Fn = 0.3 in the case of prescribed pitch motion of Model 5613 scaled to L = 154 m. E-660
- E-586. Minimum and maximum of M_y^{rad} for one period at amplitude = 2.50 deg, frequency = 0.3831 rad/s, Fn = 0.3 in the case of prescribed pitch motion of Model 5613 scaled to L = 154 m. E-660
- E-587. Coefficients of the Fourier fit $a_0 + a_1 \sin(\omega t + \Phi_1) + a_2 \sin(2\omega t + \Phi_2) + \dots$ of M_y^{rad} for one period at amplitude = 3.75 deg, frequency = 0.3831 rad/s, Fn = 0.3 in the case of prescribed pitch motion of Model 5613 scaled to L = 154 m. E-662
- E-588. Minimum and maximum of M_y^{rad} for one period at amplitude = 3.75 deg, frequency = 0.3831 rad/s, Fn = 0.3 in the case of prescribed pitch motion of Model 5613 scaled to L = 154 m. E-662
- E-589. Coefficients of the Fourier fit $a_0 + a_1 \sin(\omega t + \Phi_1) + a_2 \sin(2\omega t + \Phi_2) + \dots$ of M_y^{rad} for one period at amplitude = 5.00 deg, frequency = 0.3831 rad/s, Fn = 0.3 in the case of prescribed pitch motion of Model 5613 scaled to L = 154 m. E-664
- E-590. Minimum and maximum of M_y^{rad} for one period at amplitude = 5.00 deg, frequency = 0.3831 rad/s, Fn = 0.3 in the case of prescribed pitch motion of Model 5613 scaled to L = 154 m. E-664
- E-591. Coefficients of the Fourier fit $a_0 + a_1 \sin(\omega t + \Phi_1) + a_2 \sin(2\omega t + \Phi_2) + \dots$ of M_y^{rad} for one period at amplitude = 1.00 deg, frequency = 1.1000 rad/s, Fn = 0.3 in the case of prescribed pitch motion of Model 5613 scaled to L = 154 m. E-666

TASK 1/PITCH MOTION/MODEL 5613

- E-592. Minimum and maximum of M_y^{rad} for one period at amplitude = 1.00 deg, frequency = 1.1000 rad/s, $F_n = 0.3$ in the case of prescribed pitch motion of Model 5613 scaled to $L = 154$ m. E-666
- E-593. Coefficients of the Fourier fit $a_0 + a_1 \sin(\omega t + \Phi_1) + a_2 \sin(2\omega t + \Phi_2) + \dots$ of M_y^{rad} for one period at amplitude = 1.75 deg, frequency = 1.1000 rad/s, $F_n = 0.3$ in the case of prescribed pitch motion of Model 5613 scaled to $L = 154$ m. E-668
- E-594. Minimum and maximum of M_y^{rad} for one period at amplitude = 1.75 deg, frequency = 1.1000 rad/s, $F_n = 0.3$ in the case of prescribed pitch motion of Model 5613 scaled to $L = 154$ m. E-668
- E-595. Coefficients of the Fourier fit $a_0 + a_1 \sin(\omega t + \Phi_1) + a_2 \sin(2\omega t + \Phi_2) + \dots$ of M_y^{rad} for one period at amplitude = 2.50 deg, frequency = 1.1000 rad/s, $F_n = 0.3$ in the case of prescribed pitch motion of Model 5613 scaled to $L = 154$ m. E-670
- E-596. Minimum and maximum of M_y^{rad} for one period at amplitude = 2.50 deg, frequency = 1.1000 rad/s, $F_n = 0.3$ in the case of prescribed pitch motion of Model 5613 scaled to $L = 154$ m. E-670
- E-597. Coefficients of the Fourier fit $a_0 + a_1 \sin(\omega t + \Phi_1) + a_2 \sin(2\omega t + \Phi_2) + \dots$ of M_y^{rad} for one period at amplitude = 3.75 deg, frequency = 1.1000 rad/s, $F_n = 0.3$ in the case of prescribed pitch motion of Model 5613 scaled to $L = 154$ m. E-672
- E-598. Minimum and maximum of M_y^{rad} for one period at amplitude = 3.75 deg, frequency = 1.1000 rad/s, $F_n = 0.3$ in the case of prescribed pitch motion of Model 5613 scaled to $L = 154$ m. E-672
- E-599. Coefficients of the Fourier fit $a_0 + a_1 \sin(\omega t + \Phi_1) + a_2 \sin(2\omega t + \Phi_2) + \dots$ of M_y^{rad} for one period at amplitude = 5.00 deg, frequency = 1.1000 rad/s, $F_n = 0.3$ in the case of prescribed pitch motion of Model 5613 scaled to $L = 154$ m. E-674
- E-600. Minimum and maximum of M_y^{rad} for one period at amplitude = 5.00 deg, frequency = 1.1000 rad/s, $F_n = 0.3$ in the case of prescribed pitch motion of Model 5613 scaled to $L = 154$ m. E-674

Introduction

This appendix contains all the plots and tables for the simulations involving 1-DOF prescribed pitch motion of Model 5613 scaled to the length 154 m. Each of Figures E–1 through E–300 contains time-history plots of the results from all codes for a single variable during one period of motion. If the code runner did not supply the data, the data vanish identically, or the data are insufficient for a single period, there is no curve for that code. The lack of data in any figure has been noted immediately below the figure. In addition, if a quantity vanishes due to port-starboard symmetry, it is not plotted. As necessary, the time that appears on the horizontal axis has been shifted so that the pitch angle is of the form $\theta = \theta_a \sin \omega t$ for some amplitude θ_a and some frequency ω . Furthermore, the time t has been replaced by $t \bmod T_e$ where T_e is the period of the motion.

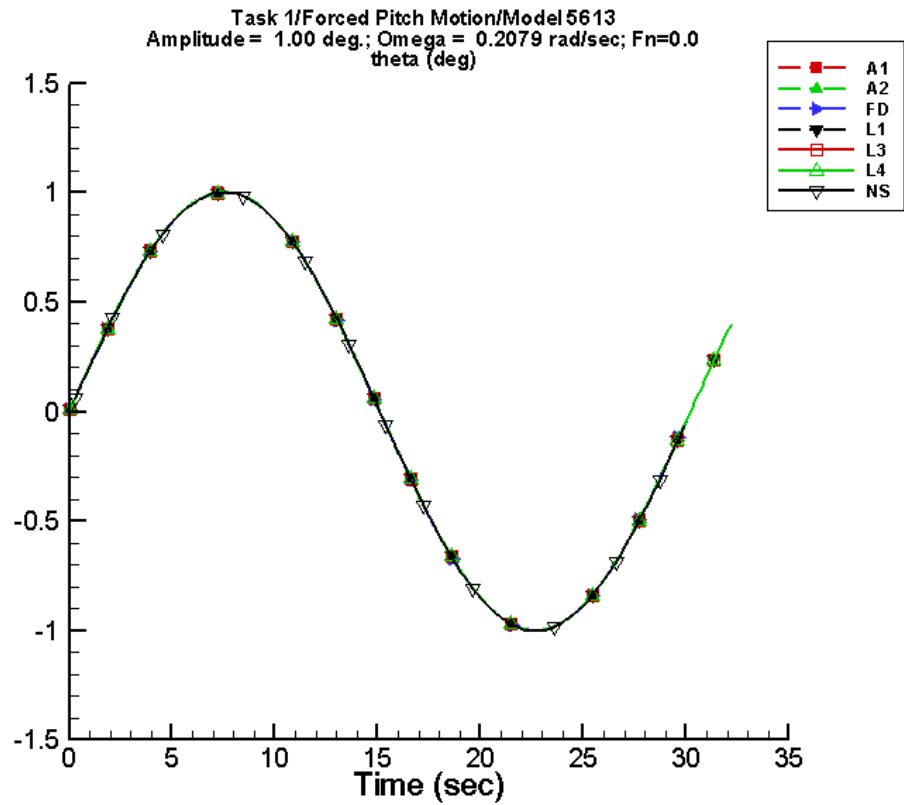
Tables E–1 through E–600 contain information related to the results depicted in the figures. Two tables follow each figure. The first table gives estimates of the mean value and the amplitudes and phases of the first and second harmonics obtained by Fourier analysis. The second table gives the minimum and maximum of the variable plotted in the figure. The minimum and maximum of both the filtered and unfiltered variable are provided. The plot itself was obtained from unfiltered data unless the data were already filtered by the code runner, as is the case for the results from NFA.

Appendix O contains plots and tables for the behavior of the minimum and the maximum of each variable plotted in this appendix versus the pitch amplitude θ_a .

In the prescribed motions of task 1, the amplitudes and frequencies for the simulations assigned to each code runner are the same for both Model 5514 and Model 5613 and for both speeds corresponding to Froude numbers 0.0 and 0.3. For prescribed pitch motion, they are given in the main part of the report and are also here for ease of reference:

Pitch Motion $\theta = \theta_a \sin(\omega t)$					
Rotation Point about LCG					
Pitch Amplitudes θ_a					
θ_a (°)	1	1.75	2.5	3.75	5
Pitch Frequencies ω					
ω_1 (rad/s)	0.2079	0.2079	0.2079	0.2079	0.2079
ω_2 (rad/s)	0.3831	0.3831	0.3831	0.3831	0.3831
ω_3 (rad/s)	1.1	1.1	1.1	1.1	1.1

TASK 1/PITCH MOTION/MODEL 5613



Data identically zero, insufficient, or not available from NFA.

Figure E-1. Time history of θ for one period at amplitude = 1.00 deg, frequency = 0.2079 rad/s, $F_n = 0.0$ in the case of prescribed pitch motion of Model 5613 scaled to $L = 154$ m.

TASK 1/PITCH MOTION/MODEL 5613

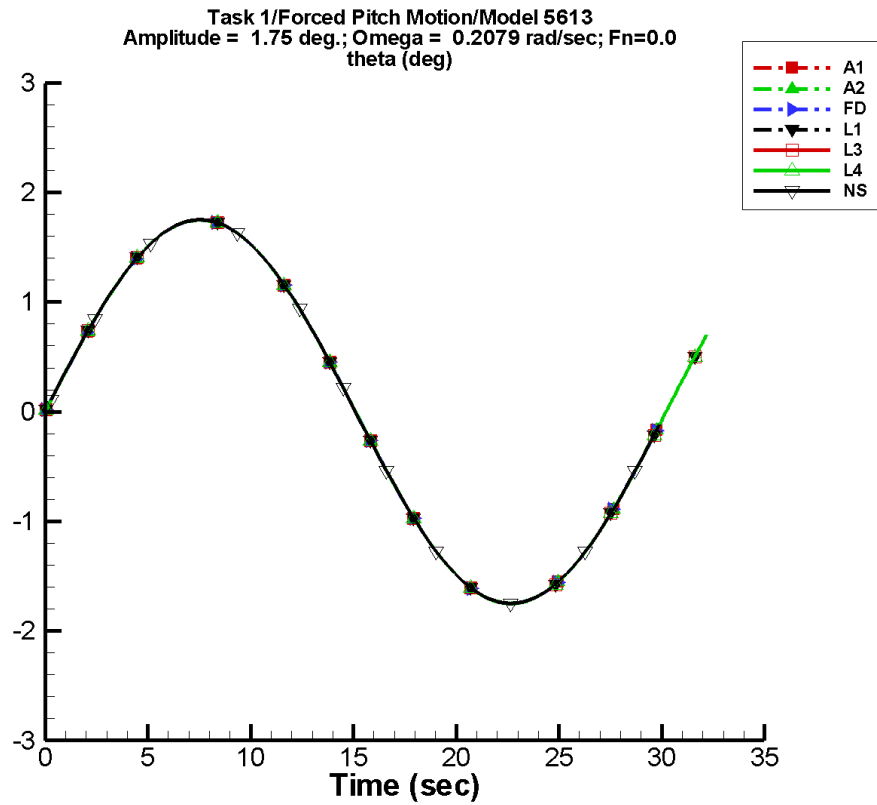
Table E-1. Coefficients of the Fourier fit $a_0 + a_1 \sin(\omega t + \Phi_1) + a_2 \sin(2\omega t + \Phi_2) + \dots$ of θ for one period at amplitude = 1.00 deg, frequency = 0.2079 rad/s, $F_n = 0.0$ in the case of prescribed pitch motion of Model 5613 scaled to $L = 154$ m.

Code	a_0 (deg)	a_1 (deg)	Φ_1 (deg)	a_2 (deg)	Φ_2 (deg)
A1	-6.06E-07	1.00	0	9.24E-07	-25
A2	-6.06E-07	1.00	0	9.24E-07	-25
FD	-7.23E-08	1.00	0	1.65E-07	-145
L1	-5.05E-07	1.00	0	5.07E-08	157
L3	-5.05E-07	1.00	0	5.07E-08	157
L4	-5.05E-07	1.00	0	5.07E-08	157
NF	—	—	—	—	—
NS	4.89E-08	1.00	0	8.62E-08	41

Table E-2. Minimum and maximum of θ for one period at amplitude = 1.00 deg, frequency = 0.2079 rad/s, $F_n = 0.0$ in the case of prescribed pitch motion of Model 5613 scaled to $L = 154$ m.

Code	Unfiltered		Filtered	
	Minimum (deg)	Maximum (deg)	Minimum (deg)	Maximum (deg)
A1	-1.00	1.00	-1.00	1.00
A2	-1.00	1.00	-1.00	1.00
FD	-1.00	1.00	-0.999	0.999
L1	-1.00	1.00	-1.00	1.00
L3	-1.00	1.00	-1.00	1.00
L4	-1.00	1.00	-1.00	1.00
NF	—	—	—	—
NS	-1.00	1.00	-0.990	0.990

TASK 1/PITCH MOTION/MODEL 5613



Data identically zero, insufficient, or not available from NFA.

Figure E-2. Time history of θ for one period at amplitude = 1.75 deg, frequency = 0.2079 rad/s, Fn = 0.0 in the case of prescribed pitch motion of Model 5613 scaled to L = 154 m.

TASK 1/PITCH MOTION/MODEL 5613

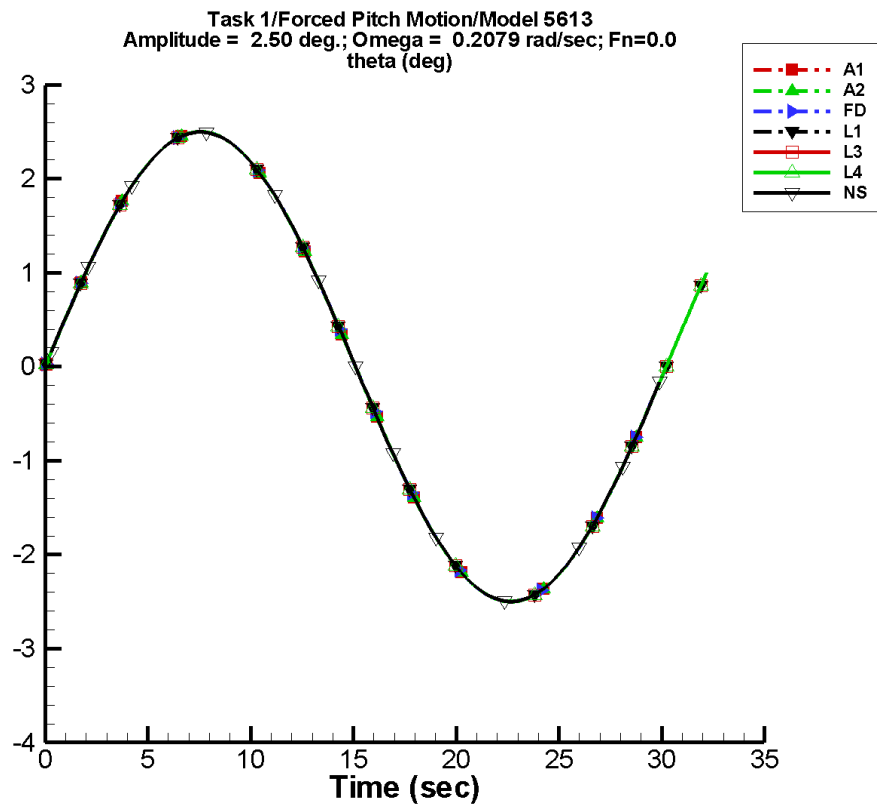
Table E-3. Coefficients of the Fourier fit $a_0 + a_1 \sin(\omega t + \Phi_1) + a_2 \sin(2\omega t + \Phi_2) + \dots$ of θ for one period at amplitude = 1.75 deg, frequency = 0.2079 rad/s, $F_n = 0.0$ in the case of prescribed pitch motion of Model 5613 scaled to $L = 154$ m.

Code	a_0 (deg)	a_1 (deg)	Φ_1 (deg)	a_2 (deg)	Φ_2 (deg)
A1	-1.18E-06	1.75	0	1.82E-06	-21
A2	-1.18E-06	1.75	0	1.82E-06	-21
FD	-3.44E-08	1.75	0	2.11E-07	-144
L1	3.68E-06	1.75	0	2.20E-07	-150
L3	3.68E-06	1.75	0	2.20E-07	-150
L4	3.68E-06	1.75	0	2.20E-07	-150
NF	—	—	—	—	—
NS	1.87E-07	1.75	0	1.85E-07	54

Table E-4. Minimum and maximum of θ for one period at amplitude = 1.75 deg, frequency = 0.2079 rad/s, $F_n = 0.0$ in the case of prescribed pitch motion of Model 5613 scaled to $L = 154$ m.

Code	Unfiltered		Filtered	
	Minimum (deg)	Maximum (deg)	Minimum (deg)	Maximum (deg)
A1	-1.75	1.75	-1.75	1.75
A2	-1.75	1.75	-1.75	1.75
FD	-1.75	1.75	-1.75	1.75
L1	-1.75	1.75	-1.75	1.75
L3	-1.75	1.75	-1.75	1.75
L4	-1.75	1.75	-1.75	1.75
NF	—	—	—	—
NS	-1.75	1.75	-1.73	1.73

TASK 1/PITCH MOTION/MODEL 5613



Data identically zero, insufficient, or not available from NFA.

Figure E-3. Time history of θ for one period at amplitude = 2.50 deg, frequency = 0.2079 rad/s, $F_n = 0.0$ in the case of prescribed pitch motion of Model 5613 scaled to $L = 154$ m.

TASK 1/PITCH MOTION/MODEL 5613

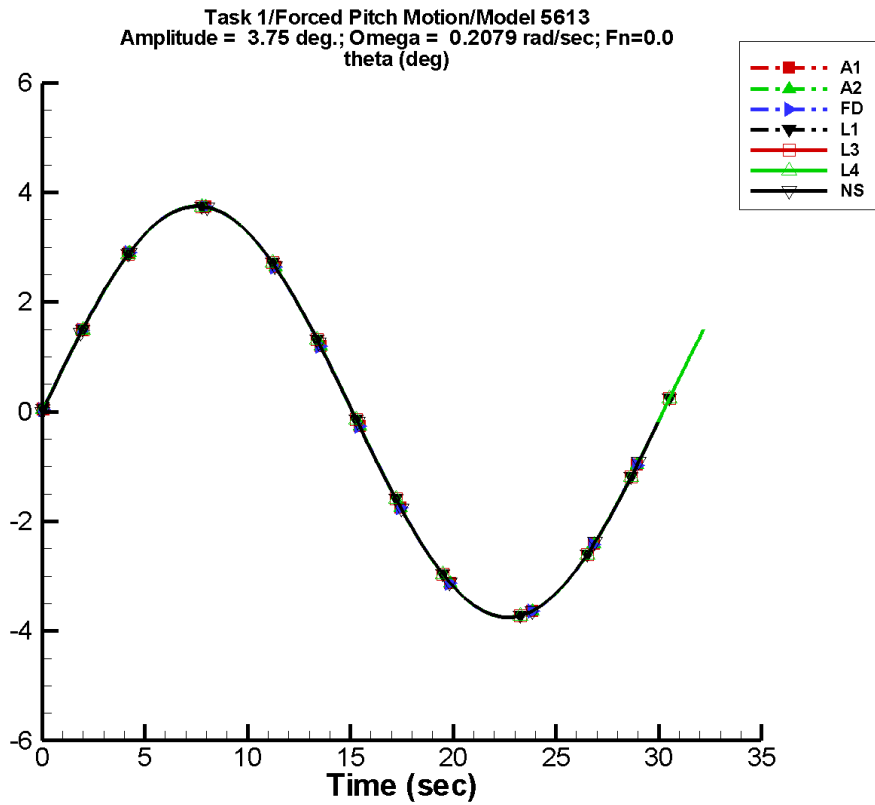
Table E-5. Coefficients of the Fourier fit $a_0 + a_1 \sin(\omega t + \Phi_1) + a_2 \sin(2\omega t + \Phi_2) + \dots$ of θ for one period at amplitude = 2.50 deg, frequency = 0.2079 rad/s, $F_n = 0.0$ in the case of prescribed pitch motion of Model 5613 scaled to $L = 154$ m.

Code	a_0 (deg)	a_1 (deg)	Φ_1 (deg)	a_2 (deg)	Φ_2 (deg)
A1	-1.52E-06	2.50	0	2.44E-06	-21
A2	-1.52E-06	2.50	0	2.44E-06	-21
FD	-1.64E-07	2.50	0	8.24E-08	163
L1	8.79E-07	2.50	0	6.08E-07	14
L3	8.79E-07	2.50	0	6.08E-07	14
L4	8.79E-07	2.50	0	6.08E-07	14
NF	—	—	—	—	—
NS	2.43E-07	2.50	0	2.36E-07	42

Table E-6. Minimum and maximum of θ for one period at amplitude = 2.50 deg, frequency = 0.2079 rad/s, $F_n = 0.0$ in the case of prescribed pitch motion of Model 5613 scaled to $L = 154$ m.

Code	Unfiltered		Filtered	
	Minimum (deg)	Maximum (deg)	Minimum (deg)	Maximum (deg)
A1	-2.50	2.50	-2.50	2.50
A2	-2.50	2.50	-2.50	2.50
FD	-2.50	2.50	-2.50	2.50
L1	-2.50	2.50	-2.50	2.50
L3	-2.50	2.50	-2.50	2.50
L4	-2.50	2.50	-2.50	2.50
NF	—	—	—	—
NS	-2.50	2.50	-2.48	2.48

TASK 1/PITCH MOTION/MODEL 5613



Data identically zero, insufficient, or not available from NFA.

Figure E-4. Time history of θ for one period at amplitude = 3.75 deg, frequency = 0.2079 rad/s, Fn = 0.0 in the case of prescribed pitch motion of Model 5613 scaled to L = 154 m.

TASK 1/PITCH MOTION/MODEL 5613

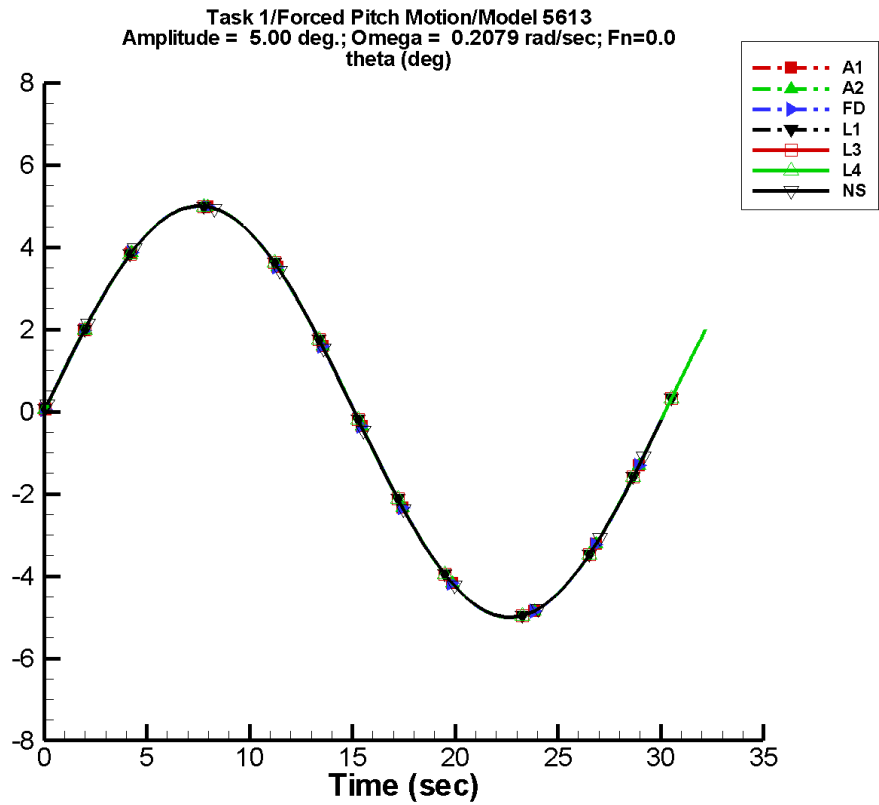
Table E-7. Coefficients of the Fourier fit $a_0 + a_1 \sin(\omega t + \Phi_1) + a_2 \sin(2\omega t + \Phi_2) + \dots$ of θ for one period at amplitude = 3.75 deg, frequency = 0.2079 rad/s, $F_n = 0.0$ in the case of prescribed pitch motion of Model 5613 scaled to $L = 154$ m.

Code	a_0 (deg)	a_1 (deg)	Φ_1 (deg)	a_2 (deg)	Φ_2 (deg)
A1	-3.13E-06	3.75	0	3.85E-06	-13
A2	-3.13E-06	3.75	0	3.85E-06	-13
FD	1.14E-07	3.75	0	7.25E-07	-137
L1	6.74E-06	3.75	0	5.11E-07	-32
L3	6.74E-06	3.75	0	5.11E-07	-32
L4	6.74E-06	3.75	0	5.11E-07	-32
NF	—	—	—	—	—
NS	-7.97E-08	3.75	0	1.83E-07	58

Table E-8. Minimum and maximum of θ for one period at amplitude = 3.75 deg, frequency = 0.2079 rad/s, $F_n = 0.0$ in the case of prescribed pitch motion of Model 5613 scaled to $L = 154$ m.

Code	Unfiltered		Filtered	
	Minimum (deg)	Maximum (deg)	Minimum (deg)	Maximum (deg)
A1	-3.75	3.75	-3.74	3.75
A2	-3.75	3.75	-3.74	3.75
FD	-3.75	3.75	-3.75	3.75
L1	-3.75	3.75	-3.75	3.75
L3	-3.75	3.75	-3.75	3.75
L4	-3.75	3.75	-3.75	3.75
NF	—	—	—	—
NS	-3.75	3.75	-3.73	3.73

TASK 1/PITCH MOTION/MODEL 5613



Data identically zero, insufficient, or not available from NFA.

Figure E-5. Time history of θ for one period at amplitude = 5.00 deg, frequency = 0.2079 rad/s, Fn = 0.0 in the case of prescribed pitch motion of Model 5613 scaled to L = 154 m.

TASK 1/PITCH MOTION/MODEL 5613

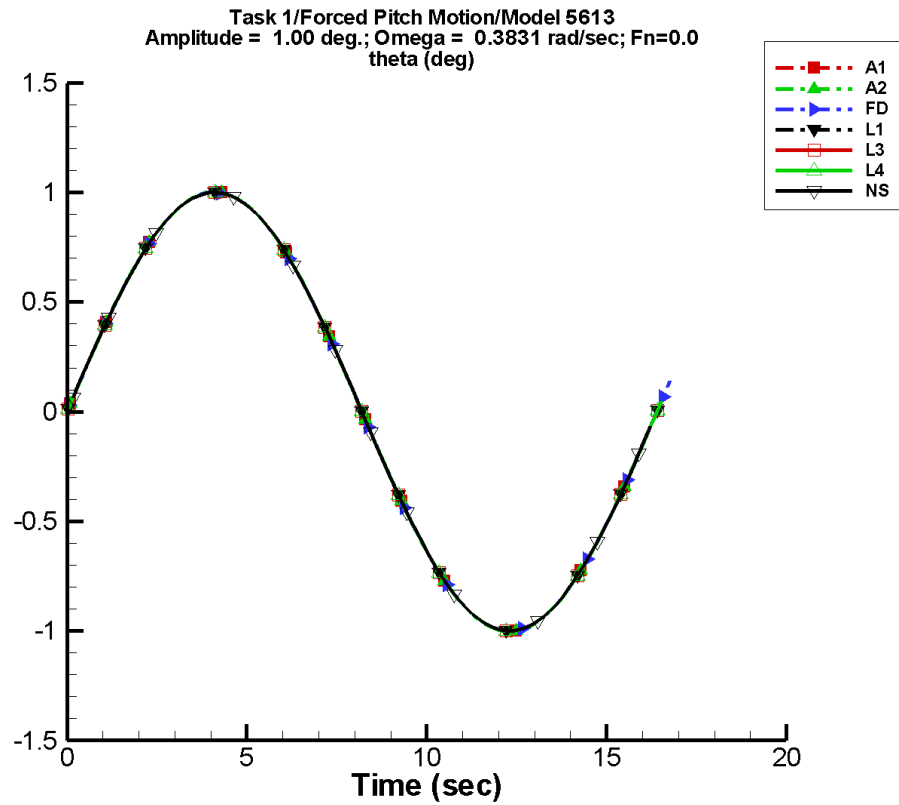
Table E-9. Coefficients of the Fourier fit $a_0 + a_1 \sin(\omega t + \Phi_1) + a_2 \sin(2\omega t + \Phi_2) + \dots$ of θ for one period at amplitude = 5.00 deg, frequency = 0.2079 rad/s, $F_n = 0.0$ in the case of prescribed pitch motion of Model 5613 scaled to $L = 154$ m.

Code	a_0 (deg)	a_1 (deg)	Φ_1 (deg)	a_2 (deg)	Φ_2 (deg)
A1	-3.69E-06	5.00	0	5.18E-06	-21
A2	-3.69E-06	5.00	0	5.18E-06	-21
FD	-2.70E-07	5.00	0	1.91E-07	145
L1	1.71E-06	5.00	0	5.76E-07	13
L3	1.71E-06	5.00	0	5.76E-07	13
L4	1.71E-06	5.00	0	5.76E-07	13
NF	—	—	—	—	—
NS	3.33E-07	5.00	0	4.13E-07	166

Table E-10. Minimum and maximum of θ for one period at amplitude = 5.00 deg, frequency = 0.2079 rad/s, $F_n = 0.0$ in the case of prescribed pitch motion of Model 5613 scaled to $L = 154$ m.

Code	Unfiltered		Filtered	
	Minimum (deg)	Maximum (deg)	Minimum (deg)	Maximum (deg)
A1	-5.00	5.00	-5.00	5.00
A2	-5.00	5.00	-5.00	5.00
FD	-5.00	5.00	-4.99	4.99
L1	-5.00	5.00	-5.00	5.00
L3	-5.00	5.00	-5.00	5.00
L4	-5.00	5.00	-5.00	5.00
NF	—	—	—	—
NS	-5.00	5.00	-4.98	4.98

TASK 1/PITCH MOTION/MODEL 5613



Data identically zero, insufficient, or not available from NFA.

Figure E-6. Time history of θ for one period at amplitude = 1.00 deg, frequency = 0.3831 rad/s, $F_n = 0.0$ in the case of prescribed pitch motion of Model 5613 scaled to $L = 154$ m.

TASK 1/PITCH MOTION/MODEL 5613

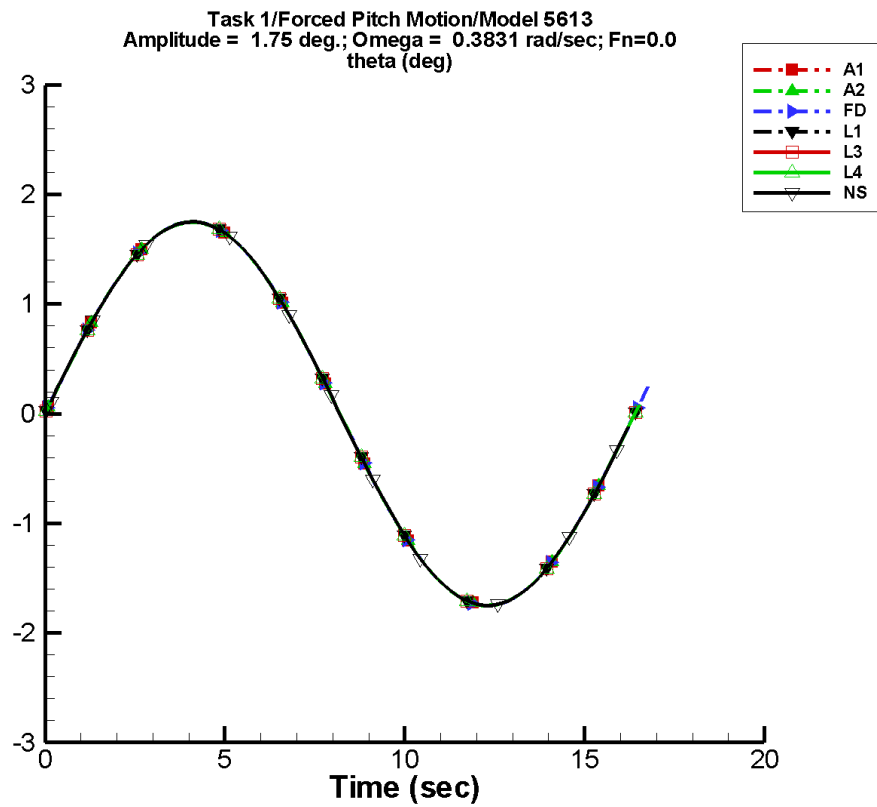
Table E-11. Coefficients of the Fourier fit $a_0 + a_1 \sin(\omega t + \Phi_1) + a_2 \sin(2\omega t + \Phi_2) + \dots$ of θ for one period at amplitude = 1.00 deg, frequency = 0.3831 rad/s, $F_n = 0.0$ in the case of prescribed pitch motion of Model 5613 scaled to $L = 154$ m.

Code	a_0 (deg)	a_1 (deg)	Φ_1 (deg)	a_2 (deg)	Φ_2 (deg)
A1	-4.18E-08	1.00	0	7.60E-08	-93
A2	-4.18E-08	1.00	0	7.60E-08	-93
FD	-1.35E-07	1.00	0	1.30E-07	-78
L1	4.66E-06	1.00	0	1.98E-06	108
L3	4.66E-06	1.00	0	1.98E-06	108
L4	4.66E-06	1.00	0	1.98E-06	108
NF	—	—	—	—	—
NS	-1.73E-08	1.00	0	9.91E-08	-178

Table E-12. Minimum and maximum of θ for one period at amplitude = 1.00 deg, frequency = 0.3831 rad/s, $F_n = 0.0$ in the case of prescribed pitch motion of Model 5613 scaled to $L = 154$ m.

Code	Unfiltered		Filtered	
	Minimum (deg)	Maximum (deg)	Minimum (deg)	Maximum (deg)
A1	-1.00	1.00	-0.999	1.01
A2	-1.00	1.00	-0.999	1.01
FD	-1.00	1.00	-0.996	0.996
L1	-1.00	1.00	-0.999	0.999
L3	-1.00	1.00	-0.999	0.999
L4	-1.00	1.00	-0.999	0.999
NF	—	—	—	—
NS	-1.00	1.00	-0.990	0.990

TASK 1/PITCH MOTION/MODEL 5613



Data identically zero, insufficient, or not available from NFA.

Figure E-7. Time history of θ for one period at amplitude = 1.75 deg, frequency = 0.3831 rad/s, $F_n = 0.0$ in the case of prescribed pitch motion of Model 5613 scaled to $L = 154$ m.

TASK 1/PITCH MOTION/MODEL 5613

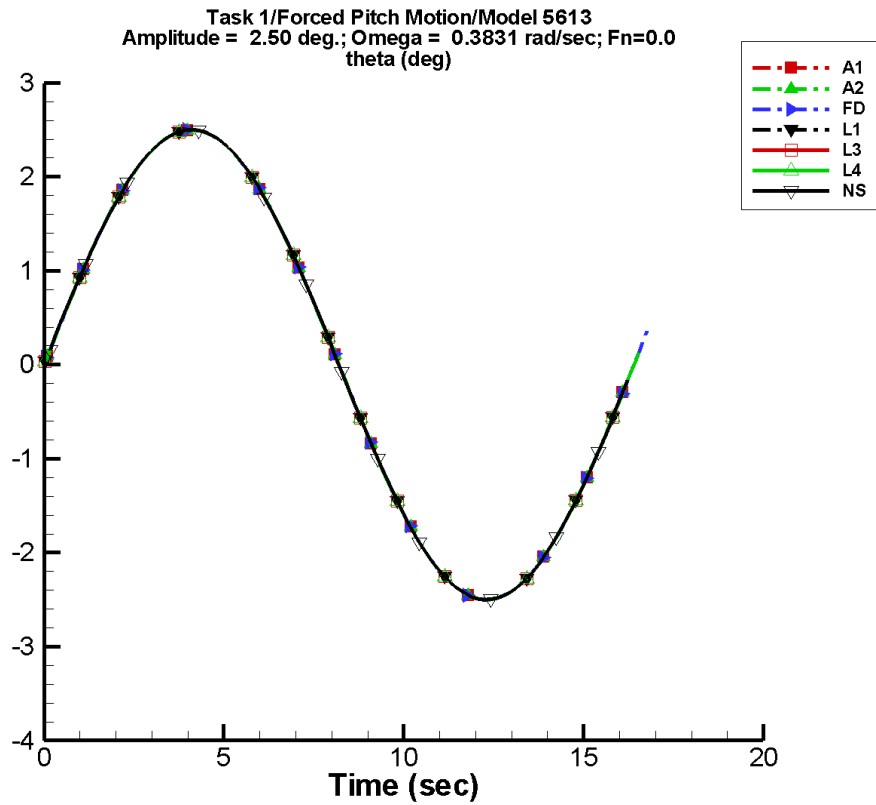
Table E-13. Coefficients of the Fourier fit $a_0 + a_1 \sin(\omega t + \Phi_1) + a_2 \sin(2\omega t + \Phi_2) + \dots$ of θ for one period at amplitude = 1.75 deg, frequency = 0.3831 rad/s, $F_n = 0.0$ in the case of prescribed pitch motion of Model 5613 scaled to $L = 154$ m.

Code	a_0 (deg)	a_1 (deg)	Φ_1 (deg)	a_2 (deg)	Φ_2 (deg)
A1	3.68E-08	1.75	0	1.96E-07	-130
A2	3.68E-08	1.75	0	1.96E-07	-130
FD	-1.87E-07	1.75	0	2.63E-07	-93
L1	4.69E-06	1.75	0	3.65E-06	109
L3	4.69E-06	1.75	0	3.65E-06	109
L4	4.69E-06	1.75	0	3.65E-06	109
NF	—	—	—	—	—
NS	-2.42E-08	1.75	0	1.38E-07	155

Table E-14. Minimum and maximum of θ for one period at amplitude = 1.75 deg, frequency = 0.3831 rad/s, $F_n = 0.0$ in the case of prescribed pitch motion of Model 5613 scaled to $L = 154$ m.

Code	Unfiltered		Filtered	
	Minimum (deg)	Maximum (deg)	Minimum (deg)	Maximum (deg)
A1	-1.75	1.75	-1.74	1.75
A2	-1.75	1.75	-1.74	1.75
FD	-1.75	1.75	-1.74	1.74
L1	-1.75	1.75	-1.75	1.75
L3	-1.75	1.75	-1.75	1.75
L4	-1.75	1.75	-1.75	1.75
NF	—	—	—	—
NS	-1.75	1.75	-1.73	1.73

TASK 1/PITCH MOTION/MODEL 5613



Data identically zero, insufficient, or not available from NFA.

Figure E-8. Time history of θ for one period at amplitude = 2.50 deg, frequency = 0.3831 rad/s, $F_n = 0.0$ in the case of prescribed pitch motion of Model 5613 scaled to $L = 154$ m.

TASK 1/PITCH MOTION/MODEL 5613

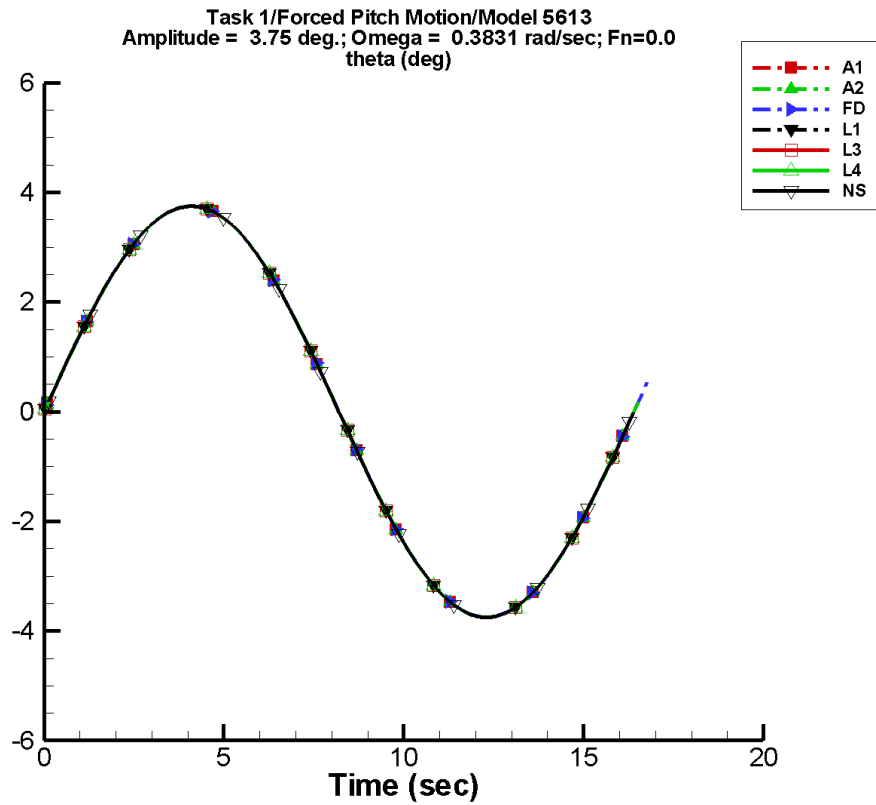
Table E-15. Coefficients of the Fourier fit $a_0 + a_1 \sin(\omega t + \Phi_1) + a_2 \sin(2\omega t + \Phi_2) + \dots$ of θ for one period at amplitude = 2.50 deg, frequency = 0.3831 rad/s, $F_n = 0.0$ in the case of prescribed pitch motion of Model 5613 scaled to $L = 154$ m.

Code	a_0 (deg)	a_1 (deg)	Φ_1 (deg)	a_2 (deg)	Φ_2 (deg)
A1	1.32E-07	2.50	0	6.52E-08	132
A2	1.32E-07	2.50	0	6.52E-08	132
FD	-3.07E-07	2.50	0	2.15E-07	-91
L1	9.93E-06	2.50	0	4.83E-06	106
L3	9.93E-06	2.50	0	4.83E-06	106
L4	9.93E-06	2.50	0	4.83E-06	106
NF	—	—	—	—	—
NS	-1.39E-07	2.50	0	2.11E-07	176

Table E-16. Minimum and maximum of θ for one period at amplitude = 2.50 deg, frequency = 0.3831 rad/s, $F_n = 0.0$ in the case of prescribed pitch motion of Model 5613 scaled to $L = 154$ m.

Code	Unfiltered		Filtered	
	Minimum (deg)	Maximum (deg)	Minimum (deg)	Maximum (deg)
A1	-2.50	2.50	-2.49	2.50
A2	-2.50	2.50	-2.49	2.50
FD	-2.50	2.50	-2.49	2.49
L1	-2.50	2.50	-2.50	2.50
L3	-2.50	2.50	-2.50	2.50
L4	-2.50	2.50	-2.50	2.50
NF	—	—	—	—
NS	-2.50	2.50	-2.47	2.47

TASK 1/PITCH MOTION/MODEL 5613



Data identically zero, insufficient, or not available from NFA.

Figure E-9. Time history of θ for one period at amplitude = 3.75 deg, frequency = 0.3831 rad/s, $F_n = 0.0$ in the case of prescribed pitch motion of Model 5613 scaled to $L = 154$ m.

TASK 1/PITCH MOTION/MODEL 5613

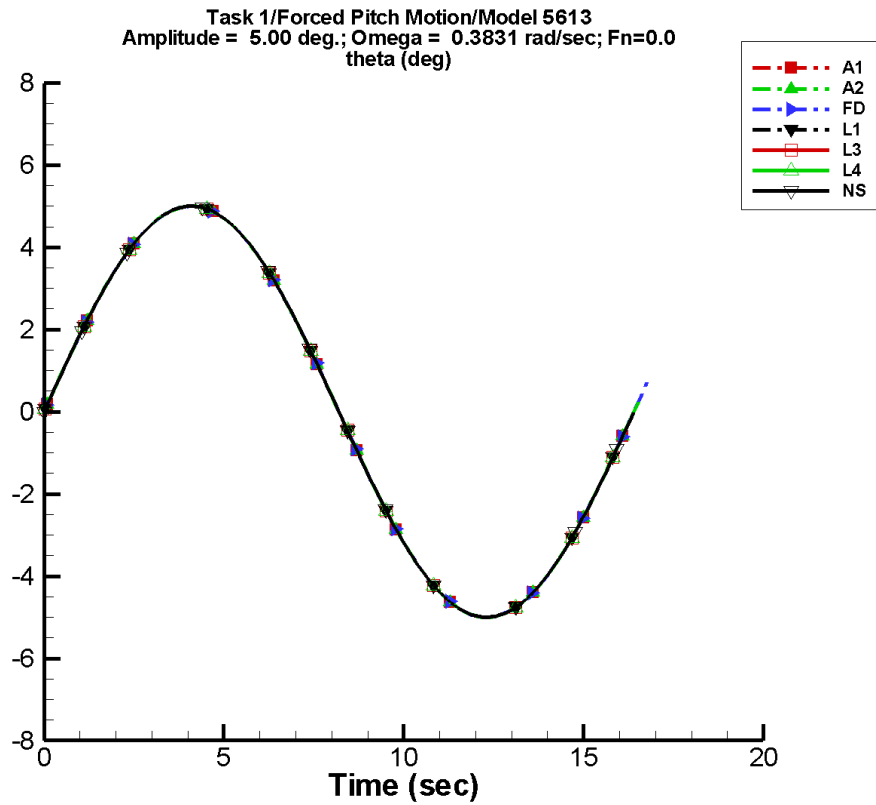
Table E-17. Coefficients of the Fourier fit $a_0 + a_1 \sin(\omega t + \Phi_1) + a_2 \sin(2\omega t + \Phi_2) + \dots$ of θ for one period at amplitude = 3.75 deg, frequency = 0.3831 rad/s, $F_n = 0.0$ in the case of prescribed pitch motion of Model 5613 scaled to $L = 154$ m.

Code	a_0 (deg)	a_1 (deg)	Φ_1 (deg)	a_2 (deg)	Φ_2 (deg)
A1	2.64E-08	3.75	0	1.97E-07	-177
A2	2.64E-08	3.75	0	1.97E-07	-177
FD	-6.55E-07	3.75	0	6.20E-07	-64
L1	1.19E-05	3.75	0	7.26E-06	108
L3	1.19E-05	3.75	0	7.26E-06	108
L4	1.19E-05	3.75	0	7.26E-06	108
NF	—	—	—	—	—
NS	-6.09E-08	3.75	0	1.22E-07	-41

Table E-18. Minimum and maximum of θ for one period at amplitude = 3.75 deg, frequency = 0.3831 rad/s, $F_n = 0.0$ in the case of prescribed pitch motion of Model 5613 scaled to $L = 154$ m.

Code	Unfiltered		Filtered	
	Minimum (deg)	Maximum (deg)	Minimum (deg)	Maximum (deg)
A1	-3.75	3.75	-3.73	3.76
A2	-3.75	3.75	-3.73	3.76
FD	-3.75	3.75	-3.74	3.74
L1	-3.75	3.75	-3.75	3.75
L3	-3.75	3.75	-3.75	3.75
L4	-3.75	3.75	-3.75	3.75
NF	—	—	—	—
NS	-3.75	3.75	-3.73	3.73

TASK 1/PITCH MOTION/MODEL 5613



Data identically zero, insufficient, or not available from NFA.

Figure E-10. Time history of θ for one period at amplitude = 5.00 deg, frequency = 0.3831 rad/s, $F_n = 0.0$ in the case of prescribed pitch motion of Model 5613 scaled to $L = 154$ m.

TASK 1/PITCH MOTION/MODEL 5613

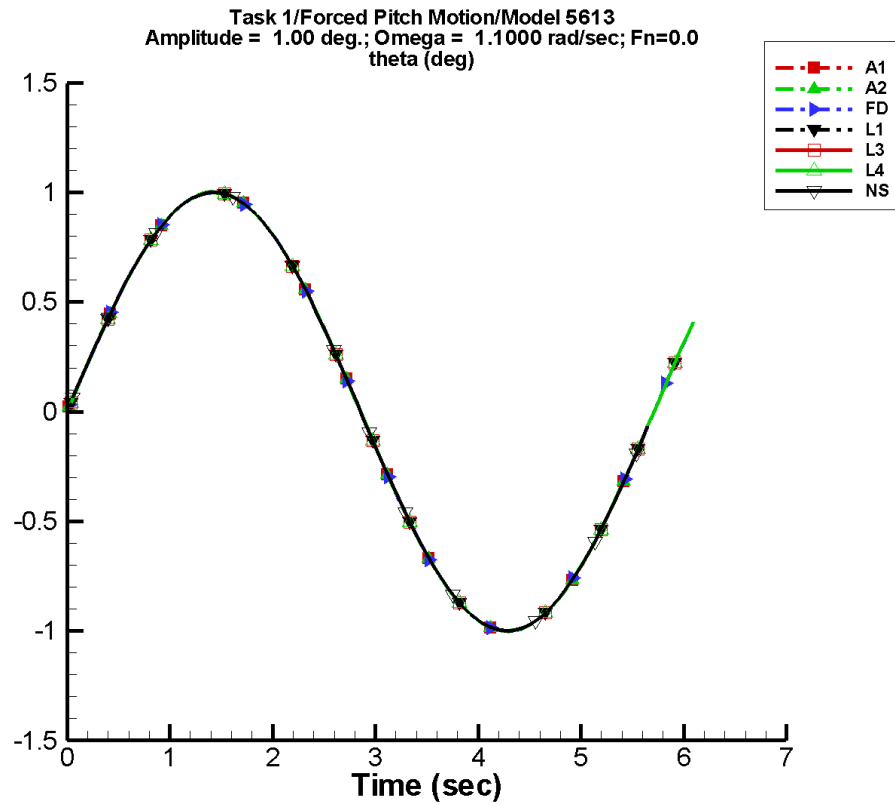
Table E-19. Coefficients of the Fourier fit $a_0 + a_1 \sin(\omega t + \Phi_1) + a_2 \sin(2\omega t + \Phi_2) + \dots$ of θ for one period at amplitude = 5.00 deg, frequency = 0.3831 rad/s, $F_n = 0.0$ in the case of prescribed pitch motion of Model 5613 scaled to $L = 154$ m.

Code	a_0 (deg)	a_1 (deg)	Φ_1 (deg)	a_2 (deg)	Φ_2 (deg)
A1	-6.11E-08	5.00	0	4.98E-07	-131
A2	-6.11E-08	5.00	0	4.98E-07	-131
FD	-5.16E-07	5.00	0	4.54E-07	-94
L1	2.05E-05	5.00	0	1.08E-05	111
L3	2.05E-05	5.00	0	1.08E-05	111
L4	2.05E-05	5.00	0	1.08E-05	111
NF	—	—	—	—	—
NS	-1.77E-07	5.00	0	2.16E-07	-18

Table E-20. Minimum and maximum of θ for one period at amplitude = 5.00 deg, frequency = 0.3831 rad/s, $F_n = 0.0$ in the case of prescribed pitch motion of Model 5613 scaled to $L = 154$ m.

Code	Unfiltered		Filtered	
	Minimum (deg)	Maximum (deg)	Minimum (deg)	Maximum (deg)
A1	-5.00	5.00	-4.98	5.02
A2	-5.00	5.00	-4.98	5.02
FD	-5.00	5.00	-4.98	4.98
L1	-5.00	5.00	-4.99	4.99
L3	-5.00	5.00	-4.99	4.99
L4	-5.00	5.00	-4.99	4.99
NF	—	—	—	—
NS	-5.00	5.00	-4.98	4.98

TASK 1/PITCH MOTION/MODEL 5613



Data identically zero, insufficient, or not available from NFA.

Figure E-11. Time history of θ for one period at amplitude = 1.00 deg, frequency = 1.1000 rad/s, $F_n = 0.0$ in the case of prescribed pitch motion of Model 5613 scaled to $L = 154$ m.

TASK 1/PITCH MOTION/MODEL 5613

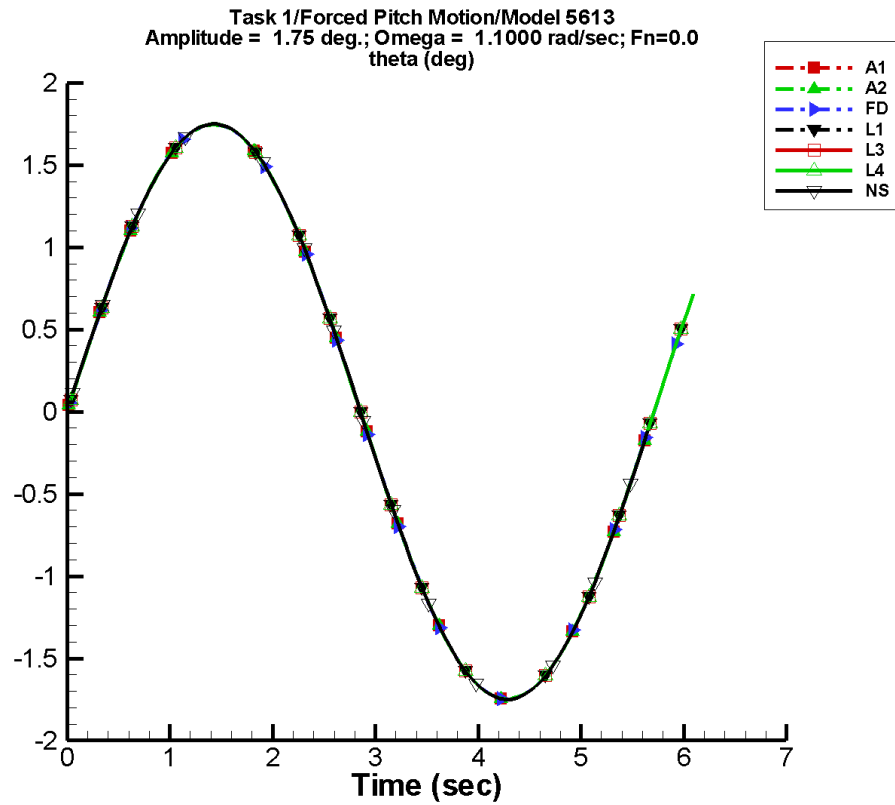
Table E-21. Coefficients of the Fourier fit $a_0 + a_1 \sin(\omega t + \Phi_1) + a_2 \sin(2\omega t + \Phi_2) + \dots$ of θ for one period at amplitude = 1.00 deg, frequency = 1.1000 rad/s, $F_n = 0.0$ in the case of prescribed pitch motion of Model 5613 scaled to $L = 154$ m.

Code	a_0 (deg)	a_1 (deg)	Φ_1 (deg)	a_2 (deg)	Φ_2 (deg)
A1	-1.04E-06	1.00	0	1.72E-06	-11
A2	-1.04E-06	1.00	0	1.72E-06	-11
FD	-7.48E-09	1.00	0	2.15E-07	-16
L1	6.93E-05	1.00	0	1.61E-07	-169
L3	6.93E-05	1.00	0	1.61E-07	-169
L4	6.93E-05	1.00	0	1.61E-07	-169
NF	—	—	—	—	—
NS	-4.15E-08	1.00	0	6.12E-08	-63

Table E-22. Minimum and maximum of θ for one period at amplitude = 1.00 deg, frequency = 1.1000 rad/s, $F_n = 0.0$ in the case of prescribed pitch motion of Model 5613 scaled to $L = 154$ m.

Code	Unfiltered		Filtered	
	Minimum (deg)	Maximum (deg)	Minimum (deg)	Maximum (deg)
A1	-1.00	1.00	-0.971	0.978
A2	-1.00	1.00	-0.971	0.978
FD	-0.999	1.00	-0.968	0.968
L1	-1.00	1.00	-0.989	0.989
L3	-1.00	1.00	-0.989	0.989
L4	-1.00	1.00	-0.989	0.989
NF	—	—	—	—
NS	-1.00	1.00	-0.990	0.990

TASK 1/PITCH MOTION/MODEL 5613



Data identically zero, insufficient, or not available from NFA.

Figure E-12. Time history of θ for one period at amplitude = 1.75 deg, frequency = 1.1000 rad/s, $F_n = 0.0$ in the case of prescribed pitch motion of Model 5613 scaled to $L = 154$ m.

TASK 1/PITCH MOTION/MODEL 5613

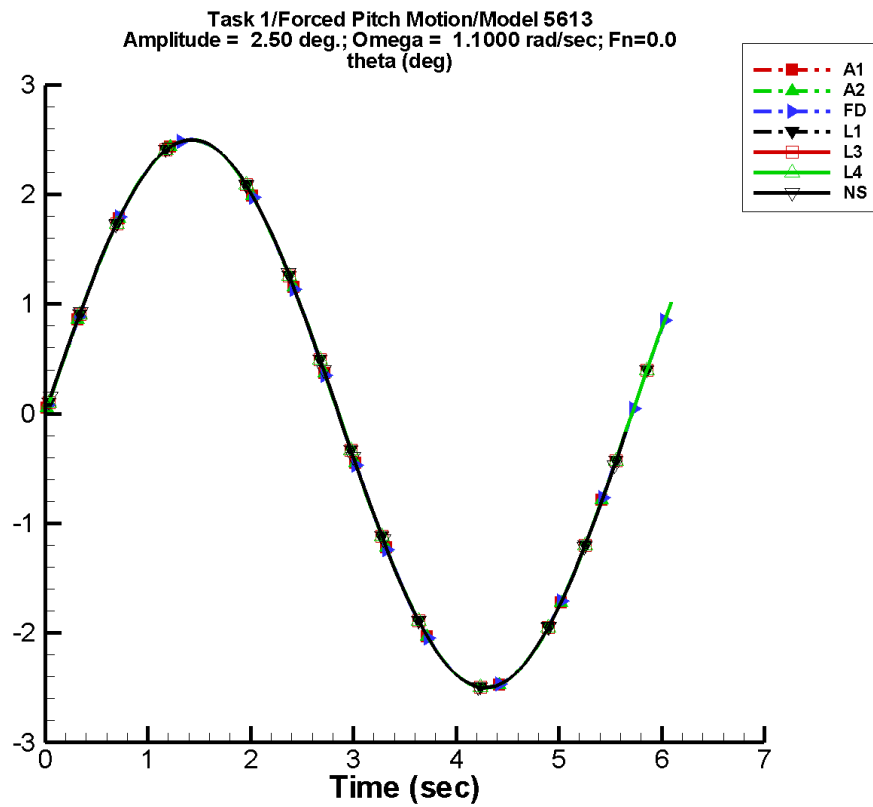
Table E-23. Coefficients of the Fourier fit $a_0 + a_1 \sin(\omega t + \Phi_1) + a_2 \sin(2\omega t + \Phi_2) + \dots$ of θ for one period at amplitude = 1.75 deg, frequency = 1.1000 rad/s, $F_n = 0.0$ in the case of prescribed pitch motion of Model 5613 scaled to $L = 154$ m.

Code	a_0 (deg)	a_1 (deg)	Φ_1 (deg)	a_2 (deg)	Φ_2 (deg)
A1	-1.85E-06	1.75	0	2.98E-06	-11
A2	-1.85E-06	1.75	0	2.98E-06	-11
FD	-1.00E-07	1.75	0	4.54E-07	-9
L1	1.20E-04	1.75	0	4.64E-07	165
L3	1.20E-04	1.75	0	4.64E-07	165
L4	1.20E-04	1.75	0	4.64E-07	165
NF	—	—	—	—	—
NS	-1.24E-07	1.75	0	8.58E-08	-113

Table E-24. Minimum and maximum of θ for one period at amplitude = 1.75 deg, frequency = 1.1000 rad/s, $F_n = 0.0$ in the case of prescribed pitch motion of Model 5613 scaled to $L = 154$ m.

Code	Unfiltered		Filtered	
	Minimum (deg)	Maximum (deg)	Minimum (deg)	Maximum (deg)
A1	-1.75	1.75	-1.69	1.71
A2	-1.75	1.75	-1.69	1.71
FD	-1.75	1.75	-1.69	1.69
L1	-1.75	1.75	-1.73	1.73
L3	-1.75	1.75	-1.73	1.73
L4	-1.75	1.75	-1.73	1.73
NF	—	—	—	—
NS	-1.75	1.75	-1.73	1.73

TASK 1/PITCH MOTION/MODEL 5613



Data identically zero, insufficient, or not available from NFA.

Figure E-13. Time history of θ for one period at amplitude = 2.50 deg, frequency = 1.1000 rad/s, $F_n = 0.0$ in the case of prescribed pitch motion of Model 5613 scaled to $L = 154$ m.

TASK 1/PITCH MOTION/MODEL 5613

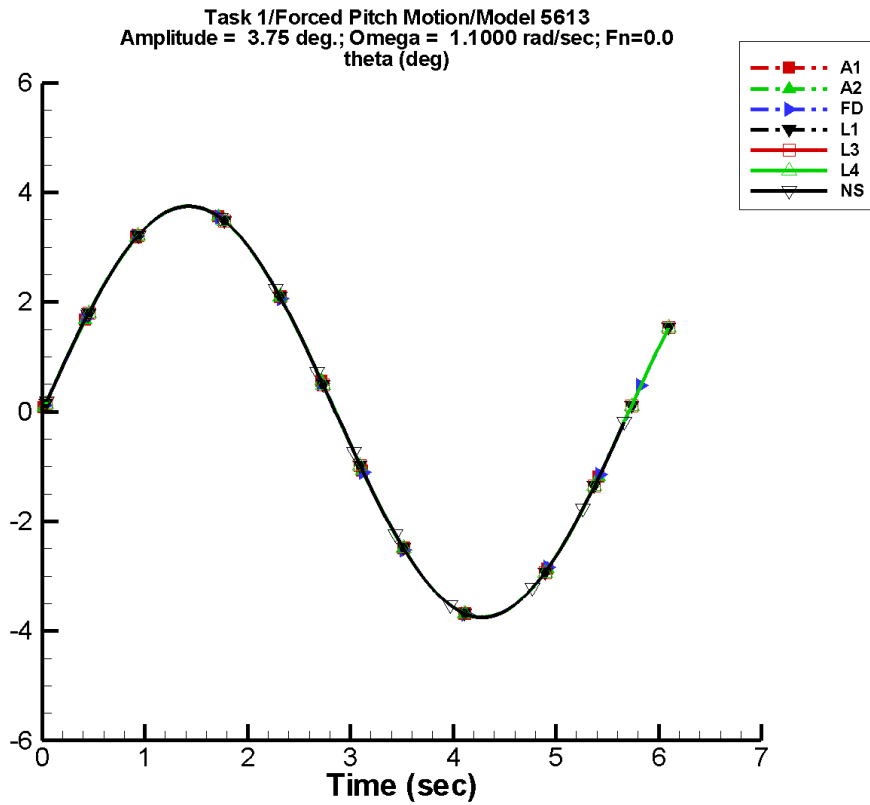
Table E-25. Coefficients of the Fourier fit $a_0 + a_1 \sin(\omega t + \Phi_1) + a_2 \sin(2\omega t + \Phi_2) + \dots$ of θ for one period at amplitude = 2.50 deg, frequency = 1.1000 rad/s, $F_n = 0.0$ in the case of prescribed pitch motion of Model 5613 scaled to $L = 154$ m.

Code	a_0 (deg)	a_1 (deg)	Φ_1 (deg)	a_2 (deg)	Φ_2 (deg)
A1	-2.58E-06	2.50	0	4.15E-06	-12
A2	-2.58E-06	2.50	0	4.15E-06	-12
FD	-1.71E-07	2.50	0	6.21E-07	-17
L1	1.73E-04	2.50	0	7.65E-08	58
L3	1.73E-04	2.50	0	7.65E-08	58
L4	1.73E-04	2.50	0	7.65E-08	58
NF	—	—	—	—	—
NS	-3.02E-07	2.50	0	1.91E-07	-91

Table E-26. Minimum and maximum of θ for one period at amplitude = 2.50 deg, frequency = 1.1000 rad/s, $F_n = 0.0$ in the case of prescribed pitch motion of Model 5613 scaled to $L = 154$ m.

Code	Unfiltered		Filtered	
	Minimum (deg)	Maximum (deg)	Minimum (deg)	Maximum (deg)
A1	-2.50	2.50	-2.42	2.44
A2	-2.50	2.50	-2.42	2.44
FD	-2.50	2.50	-2.42	2.42
L1	-2.50	2.50	-2.47	2.47
L3	-2.50	2.50	-2.47	2.47
L4	-2.50	2.50	-2.47	2.47
NF	—	—	—	—
NS	-2.50	2.50	-2.47	2.47

TASK 1/PITCH MOTION/MODEL 5613



Data identically zero, insufficient, or not available from NFA.

Figure E-14. Time history of θ for one period at amplitude = 3.75 deg, frequency = 1.1000 rad/s, $F_n = 0.0$ in the case of prescribed pitch motion of Model 5613 scaled to $L = 154$ m.

TASK 1/PITCH MOTION/MODEL 5613

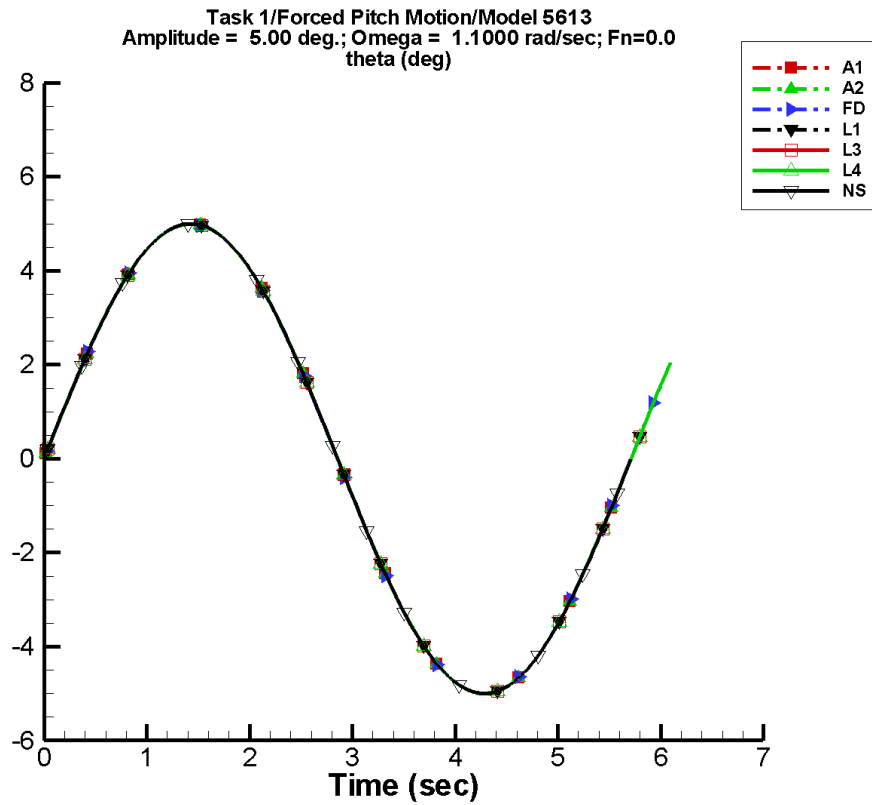
Table E-27. Coefficients of the Fourier fit $a_0 + a_1 \sin(\omega t + \Phi_1) + a_2 \sin(2\omega t + \Phi_2) + \dots$ of θ for one period at amplitude = 3.75 deg, frequency = 1.1000 rad/s, $F_n = 0.0$ in the case of prescribed pitch motion of Model 5613 scaled to $L = 154$ m.

Code	a_0 (deg)	a_1 (deg)	Φ_1 (deg)	a_2 (deg)	Φ_2 (deg)
A1	-4.00E-06	3.75	0	5.91E-06	-10
A2	-4.00E-06	3.75	0	5.91E-06	-10
FD	-5.81E-07	3.75	0	7.97E-07	13
L1	2.59E-04	3.75	0	9.58E-07	114
L3	2.59E-04	3.75	0	9.58E-07	114
L4	2.59E-04	3.75	0	9.58E-07	114
NF	—	—	—	—	—
NS	-2.18E-07	3.75	0	2.18E-07	172

Table E-28. Minimum and maximum of θ for one period at amplitude = 3.75 deg, frequency = 1.1000 rad/s, $F_n = 0.0$ in the case of prescribed pitch motion of Model 5613 scaled to $L = 154$ m.

Code	Unfiltered		Filtered	
	Minimum (deg)	Maximum (deg)	Minimum (deg)	Maximum (deg)
A1	-3.74	3.75	-3.63	3.66
A2	-3.74	3.75	-3.63	3.66
FD	-3.75	3.75	-3.63	3.63
L1	-3.75	3.75	-3.71	3.71
L3	-3.75	3.75	-3.71	3.71
L4	-3.75	3.75	-3.71	3.71
NF	—	—	—	—
NS	-3.75	3.75	-3.73	3.73

TASK 1/PITCH MOTION/MODEL 5613



Data identically zero, insufficient, or not available from NFA.

Figure E-15. Time history of θ for one period at amplitude = 5.00 deg, frequency = 1.1000 rad/s, $F_n = 0.0$ in the case of prescribed pitch motion of Model 5613 scaled to $L = 154$ m.

TASK 1/PITCH MOTION/MODEL 5613

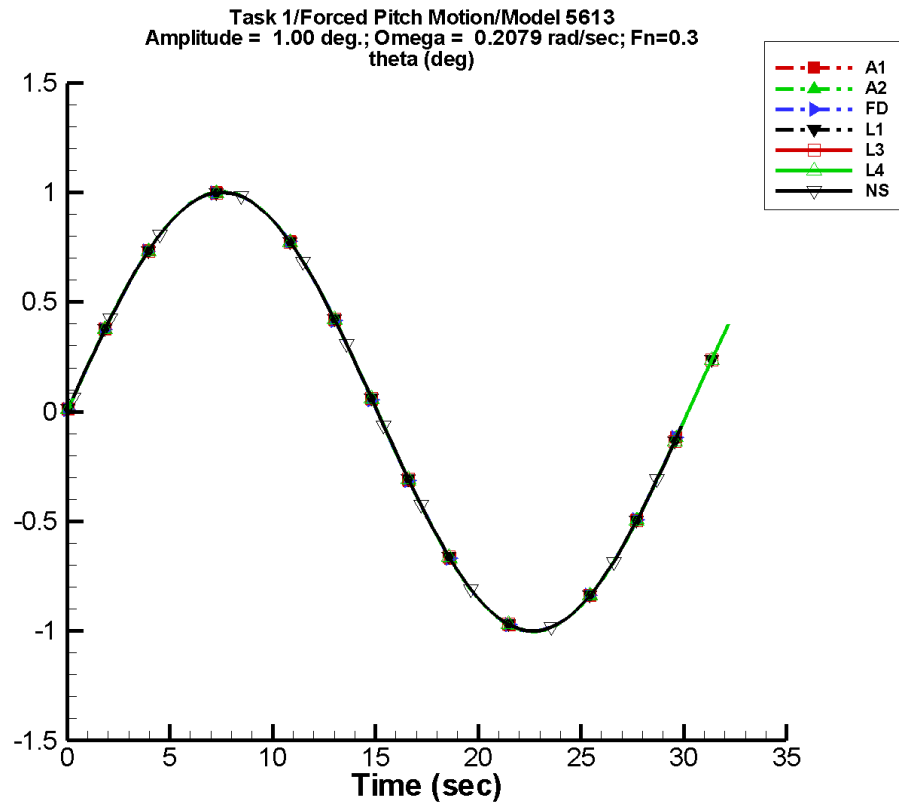
Table E-29. Coefficients of the Fourier fit $a_0 + a_1 \sin(\omega t + \Phi_1) + a_2 \sin(2\omega t + \Phi_2) + \dots$ of θ for one period at amplitude = 5.00 deg, frequency = 1.1000 rad/s, $F_n = 0.0$ in the case of prescribed pitch motion of Model 5613 scaled to $L = 154$ m.

Code	a_0 (deg)	a_1 (deg)	Φ_1 (deg)	a_2 (deg)	Φ_2 (deg)
A1	-5.39E-06	5.00	0	8.25E-06	-11
A2	-5.39E-06	5.00	0	8.25E-06	-11
FD	-2.50E-07	5.00	0	1.09E-06	-8
L1	3.45E-04	5.00	0	1.08E-06	-169
L3	3.45E-04	5.00	0	1.08E-06	-169
L4	3.45E-04	5.00	0	1.08E-06	-169
NF	—	—	—	—	—
NS	6.54E-07	5.00	0	8.77E-07	-8

Table E-30. Minimum and maximum of θ for one period at amplitude = 5.00 deg, frequency = 1.1000 rad/s, $F_n = 0.0$ in the case of prescribed pitch motion of Model 5613 scaled to $L = 154$ m.

Code	Unfiltered		Filtered	
	Minimum (deg)	Maximum (deg)	Minimum (deg)	Maximum (deg)
A1	-5.00	5.00	-4.84	4.88
A2	-5.00	5.00	-4.84	4.88
FD	-4.99	5.00	-4.84	4.84
L1	-5.00	5.00	-4.94	4.94
L3	-5.00	5.00	-4.94	4.94
L4	-5.00	5.00	-4.94	4.94
NF	—	—	—	—
NS	-5.00	5.00	-4.98	4.98

TASK 1/PITCH MOTION/MODEL 5613



Data identically zero, insufficient, or not available from NFA.

Figure E-16. Time history of θ for one period at amplitude = 1.00 deg, frequency = 0.2079 rad/s, $F_n = 0.3$ in the case of prescribed pitch motion of Model 5613 scaled to $L = 154$ m.

TASK 1/PITCH MOTION/MODEL 5613

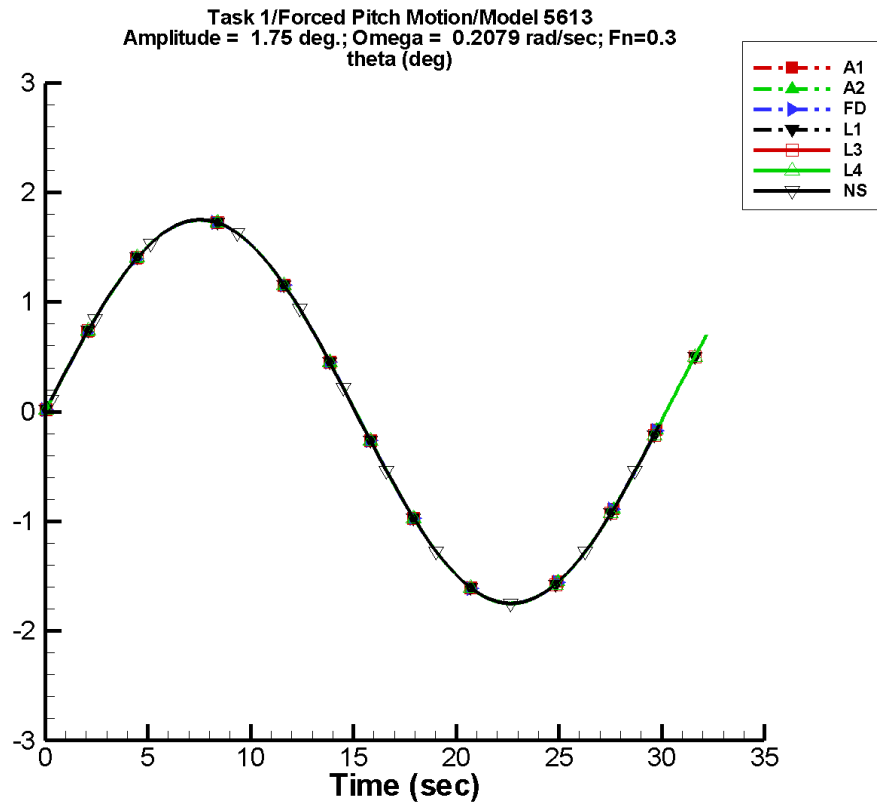
Table E-31. Coefficients of the Fourier fit $a_0 + a_1 \sin(\omega t + \Phi_1) + a_2 \sin(2\omega t + \Phi_2) + \dots$ of θ for one period at amplitude = 1.00 deg, frequency = 0.2079 rad/s, $F_n = 0.3$ in the case of prescribed pitch motion of Model 5613 scaled to $L = 154$ m.

Code	a_0 (deg)	a_1 (deg)	Φ_1 (deg)	a_2 (deg)	Φ_2 (deg)
A1	-6.06E-07	1.00	0	9.24E-07	-25
A2	-6.06E-07	1.00	0	9.24E-07	-25
FD	-7.23E-08	1.00	0	1.65E-07	-145
L1	-5.05E-07	1.00	0	5.07E-08	157
L3	-5.05E-07	1.00	0	5.07E-08	157
L4	-5.05E-07	1.00	0	5.07E-08	157
NF	—	—	—	—	—
NS	4.89E-08	1.00	0	8.62E-08	41

Table E-32. Minimum and maximum of θ for one period at amplitude = 1.00 deg, frequency = 0.2079 rad/s, $F_n = 0.3$ in the case of prescribed pitch motion of Model 5613 scaled to $L = 154$ m.

Code	Unfiltered		Filtered	
	Minimum (deg)	Maximum (deg)	Minimum (deg)	Maximum (deg)
A1	-1.00	1.00	-1.00	1.00
A2	-1.00	1.00	-1.00	1.00
FD	-1.00	1.00	-0.999	0.999
L1	-1.00	1.00	-1.00	1.00
L3	-1.00	1.00	-1.00	1.00
L4	-1.00	1.00	-1.00	1.00
NF	—	—	—	—
NS	-1.00	1.00	-0.990	0.990

TASK 1/PITCH MOTION/MODEL 5613



Data identically zero, insufficient, or not available from NFA.

Figure E-17. Time history of θ for one period at amplitude = 1.75 deg, frequency = 0.2079 rad/s, $F_n = 0.3$ in the case of prescribed pitch motion of Model 5613 scaled to $L = 154$ m.

TASK 1/PITCH MOTION/MODEL 5613

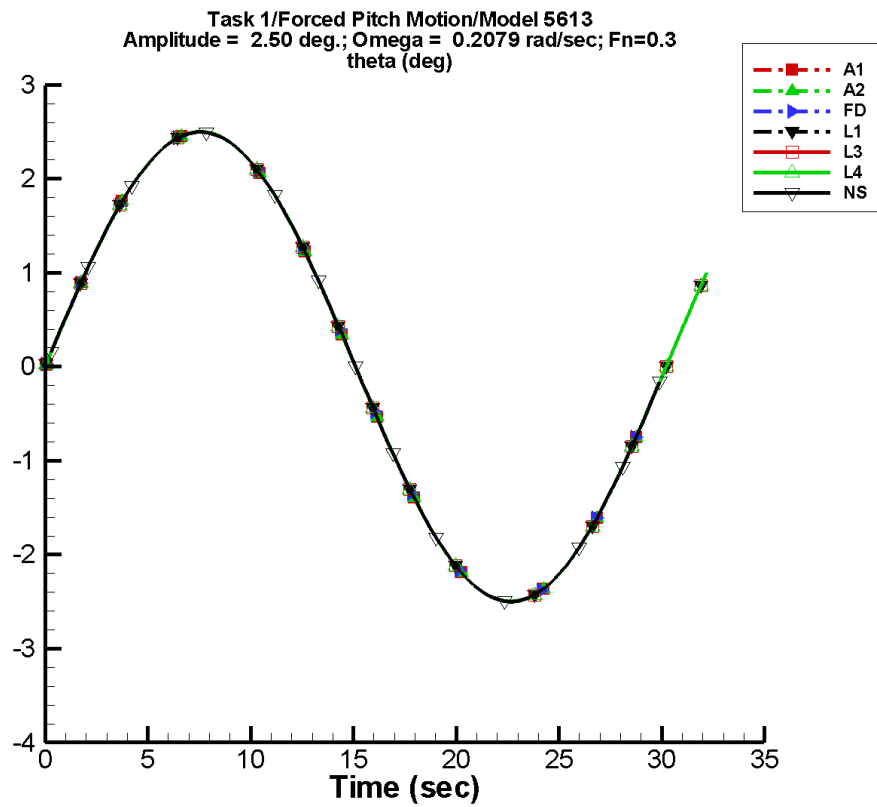
Table E-33. Coefficients of the Fourier fit $a_0 + a_1 \sin(\omega t + \Phi_1) + a_2 \sin(2\omega t + \Phi_2) + \dots$ of θ for one period at amplitude = 1.75 deg, frequency = 0.2079 rad/s, $F_n = 0.3$ in the case of prescribed pitch motion of Model 5613 scaled to $L = 154$ m.

Code	a_0 (deg)	a_1 (deg)	Φ_1 (deg)	a_2 (deg)	Φ_2 (deg)
A1	-1.18E-06	1.75	0	1.82E-06	-21
A2	-1.18E-06	1.75	0	1.82E-06	-21
FD	-3.44E-08	1.75	0	2.11E-07	-144
L1	3.68E-06	1.75	0	2.20E-07	-150
L3	3.68E-06	1.75	0	2.20E-07	-150
L4	3.68E-06	1.75	0	2.20E-07	-150
NF	—	—	—	—	—
NS	1.87E-07	1.75	0	1.85E-07	54

Table E-34. Minimum and maximum of θ for one period at amplitude = 1.75 deg, frequency = 0.2079 rad/s, $F_n = 0.3$ in the case of prescribed pitch motion of Model 5613 scaled to $L = 154$ m.

Code	Unfiltered		Filtered	
	Minimum (deg)	Maximum (deg)	Minimum (deg)	Maximum (deg)
A1	-1.75	1.75	-1.75	1.75
A2	-1.75	1.75	-1.75	1.75
FD	-1.75	1.75	-1.75	1.75
L1	-1.75	1.75	-1.75	1.75
L3	-1.75	1.75	-1.75	1.75
L4	-1.75	1.75	-1.75	1.75
NF	—	—	—	—
NS	-1.75	1.75	-1.73	1.73

TASK 1/PITCH MOTION/MODEL 5613



Data identically zero, insufficient, or not available from NFA.

Figure E-18. Time history of θ for one period at amplitude = 2.50 deg, frequency = 0.2079 rad/s, $F_n = 0.3$ in the case of prescribed pitch motion of Model 5613 scaled to $L = 154$ m.

TASK 1/PITCH MOTION/MODEL 5613

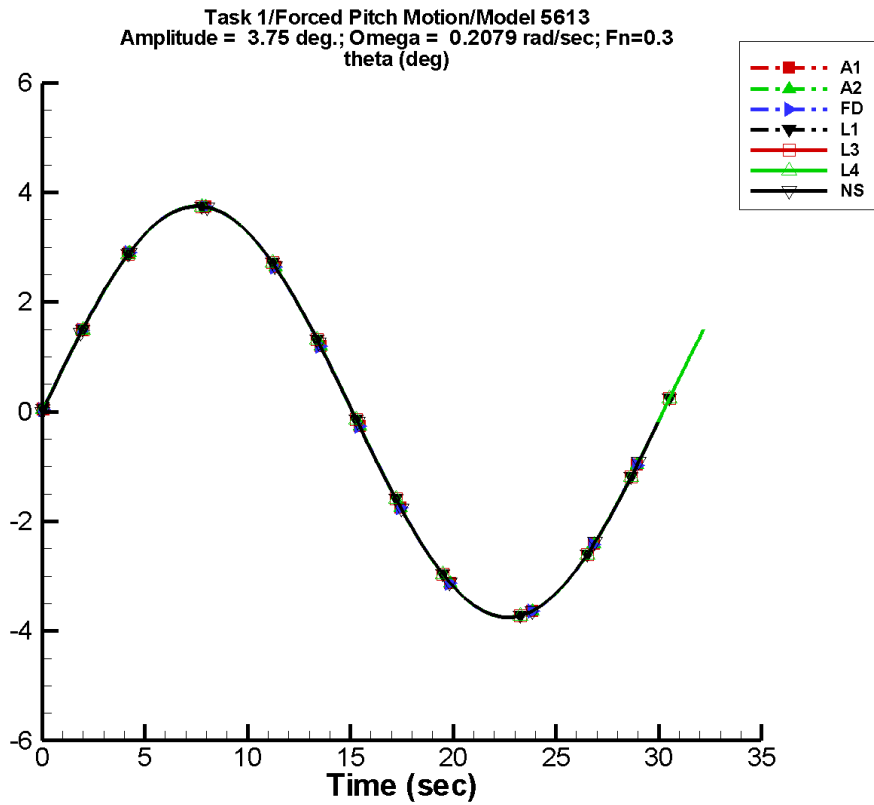
Table E-35. Coefficients of the Fourier fit $a_0 + a_1 \sin(\omega t + \Phi_1) + a_2 \sin(2\omega t + \Phi_2) + \dots$ of θ for one period at amplitude = 2.50 deg, frequency = 0.2079 rad/s, $F_n = 0.3$ in the case of prescribed pitch motion of Model 5613 scaled to $L = 154$ m.

Code	a_0 (deg)	a_1 (deg)	Φ_1 (deg)	a_2 (deg)	Φ_2 (deg)
A1	-1.52E-06	2.50	0	2.44E-06	-21
A2	-1.52E-06	2.50	0	2.44E-06	-21
FD	-1.64E-07	2.50	0	8.24E-08	163
L1	8.79E-07	2.50	0	6.08E-07	14
L3	8.79E-07	2.50	0	6.08E-07	14
L4	8.79E-07	2.50	0	6.08E-07	14
NF	—	—	—	—	—
NS	2.43E-07	2.50	0	2.36E-07	42

Table E-36. Minimum and maximum of θ for one period at amplitude = 2.50 deg, frequency = 0.2079 rad/s, $F_n = 0.3$ in the case of prescribed pitch motion of Model 5613 scaled to $L = 154$ m.

Code	Unfiltered		Filtered	
	Minimum (deg)	Maximum (deg)	Minimum (deg)	Maximum (deg)
A1	-2.50	2.50	-2.50	2.50
A2	-2.50	2.50	-2.50	2.50
FD	-2.50	2.50	-2.50	2.50
L1	-2.50	2.50	-2.50	2.50
L3	-2.50	2.50	-2.50	2.50
L4	-2.50	2.50	-2.50	2.50
NF	—	—	—	—
NS	-2.50	2.50	-2.48	2.48

TASK 1/PITCH MOTION/MODEL 5613



Data identically zero, insufficient, or not available from NFA.

Figure E-19. Time history of θ for one period at amplitude = 3.75 deg, frequency = 0.2079 rad/s, $F_n = 0.3$ in the case of prescribed pitch motion of Model 5613 scaled to $L = 154$ m.

TASK 1/PITCH MOTION/MODEL 5613

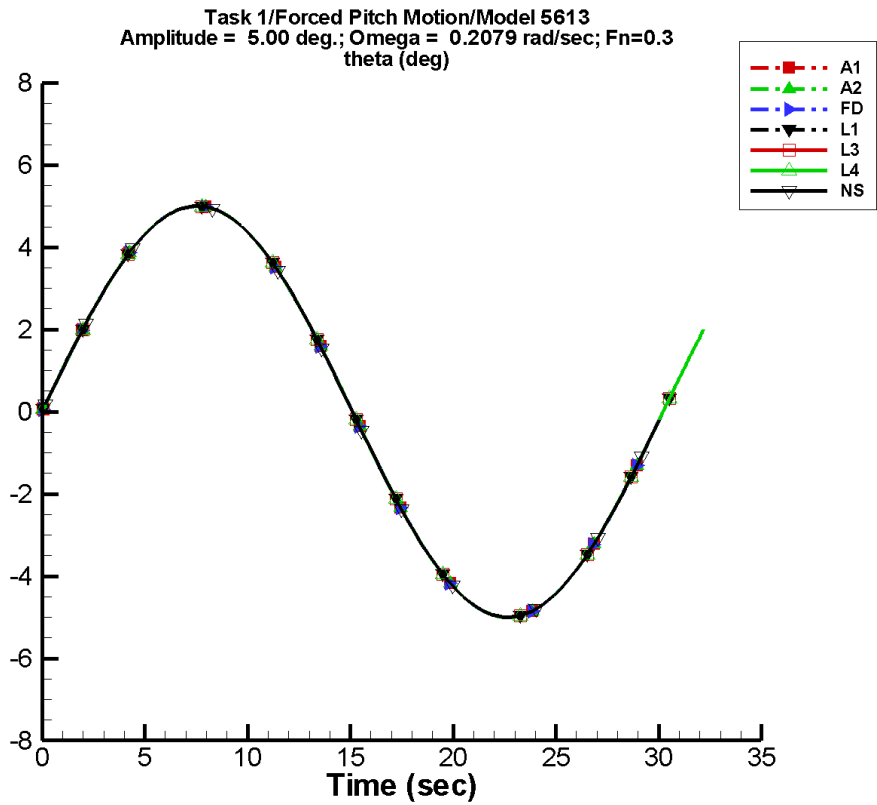
Table E-37. Coefficients of the Fourier fit $a_0 + a_1 \sin(\omega t + \Phi_1) + a_2 \sin(2\omega t + \Phi_2) + \dots$ of θ for one period at amplitude = 3.75 deg, frequency = 0.2079 rad/s, $F_n = 0.3$ in the case of prescribed pitch motion of Model 5613 scaled to $L = 154$ m.

Code	a_0 (deg)	a_1 (deg)	Φ_1 (deg)	a_2 (deg)	Φ_2 (deg)
A1	-3.13E-06	3.75	0	3.85E-06	-13
A2	-3.13E-06	3.75	0	3.85E-06	-13
FD	1.14E-07	3.75	0	7.25E-07	-137
L1	6.74E-06	3.75	0	5.11E-07	-32
L3	6.74E-06	3.75	0	5.11E-07	-32
L4	6.74E-06	3.75	0	5.11E-07	-32
NF	—	—	—	—	—
NS	-7.97E-08	3.75	0	1.83E-07	58

Table E-38. Minimum and maximum of θ for one period at amplitude = 3.75 deg, frequency = 0.2079 rad/s, $F_n = 0.3$ in the case of prescribed pitch motion of Model 5613 scaled to $L = 154$ m.

Code	Unfiltered		Filtered	
	Minimum (deg)	Maximum (deg)	Minimum (deg)	Maximum (deg)
A1	-3.75	3.75	-3.74	3.75
A2	-3.75	3.75	-3.74	3.75
FD	-3.75	3.75	-3.75	3.75
L1	-3.75	3.75	-3.75	3.75
L3	-3.75	3.75	-3.75	3.75
L4	-3.75	3.75	-3.75	3.75
NF	—	—	—	—
NS	-3.75	3.75	-3.73	3.73

TASK 1/PITCH MOTION/MODEL 5613



Data identically zero, insufficient, or not available from NFA.

Figure E-20. Time history of θ for one period at amplitude = 5.00 deg, frequency = 0.2079 rad/s, $F_n = 0.3$ in the case of prescribed pitch motion of Model 5613 scaled to $L = 154$ m.

TASK 1/PITCH MOTION/MODEL 5613

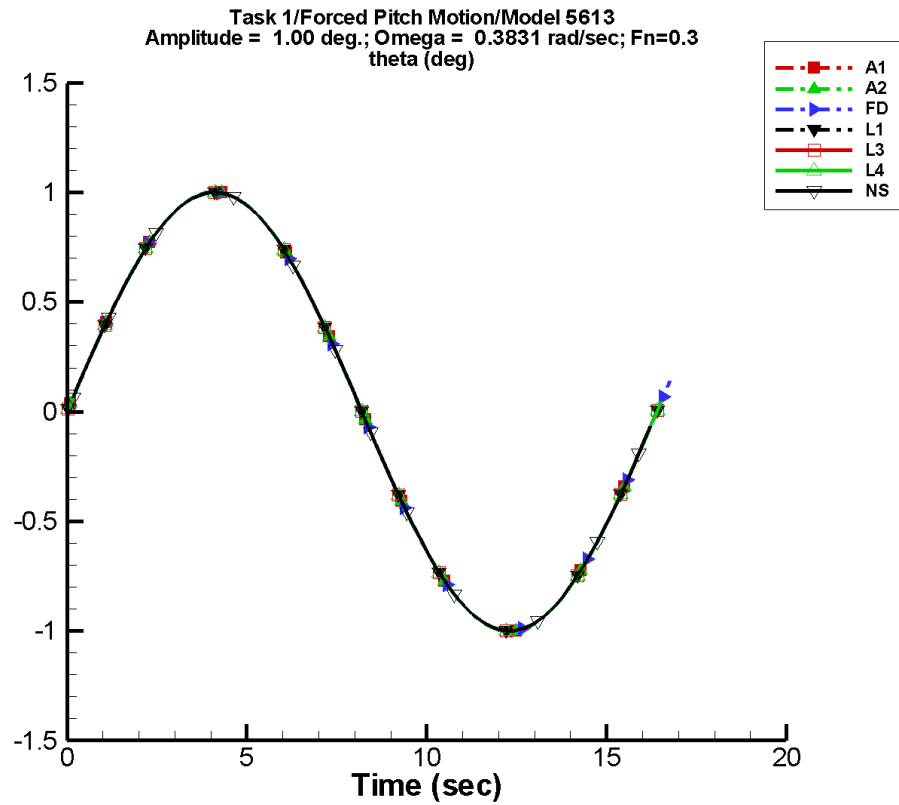
Table E-39. Coefficients of the Fourier fit $a_0 + a_1 \sin(\omega t + \Phi_1) + a_2 \sin(2\omega t + \Phi_2) + \dots$ of θ for one period at amplitude = 5.00 deg, frequency = 0.2079 rad/s, $F_n = 0.3$ in the case of prescribed pitch motion of Model 5613 scaled to $L = 154$ m.

Code	a_0 (deg)	a_1 (deg)	Φ_1 (deg)	a_2 (deg)	Φ_2 (deg)
A1	-3.69E-06	5.00	0	5.18E-06	-21
A2	-3.69E-06	5.00	0	5.18E-06	-21
FD	-2.70E-07	5.00	0	1.91E-07	145
L1	1.71E-06	5.00	0	5.76E-07	13
L3	1.71E-06	5.00	0	5.76E-07	13
L4	1.71E-06	5.00	0	5.76E-07	13
NF	—	—	—	—	—
NS	3.33E-07	5.00	0	4.13E-07	166

Table E-40. Minimum and maximum of θ for one period at amplitude = 5.00 deg, frequency = 0.2079 rad/s, $F_n = 0.3$ in the case of prescribed pitch motion of Model 5613 scaled to $L = 154$ m.

Code	Unfiltered		Filtered	
	Minimum (deg)	Maximum (deg)	Minimum (deg)	Maximum (deg)
A1	-5.00	5.00	-5.00	5.00
A2	-5.00	5.00	-5.00	5.00
FD	-5.00	5.00	-4.99	4.99
L1	-5.00	5.00	-5.00	5.00
L3	-5.00	5.00	-5.00	5.00
L4	-5.00	5.00	-5.00	5.00
NF	—	—	—	—
NS	-5.00	5.00	-4.98	4.98

TASK 1/PITCH MOTION/MODEL 5613



Data identically zero, insufficient, or not available from NFA.

Figure E-21. Time history of θ for one period at amplitude = 1.00 deg, frequency = 0.3831 rad/s, $F_n = 0.3$ in the case of prescribed pitch motion of Model 5613 scaled to $L = 154$ m.

TASK 1/PITCH MOTION/MODEL 5613

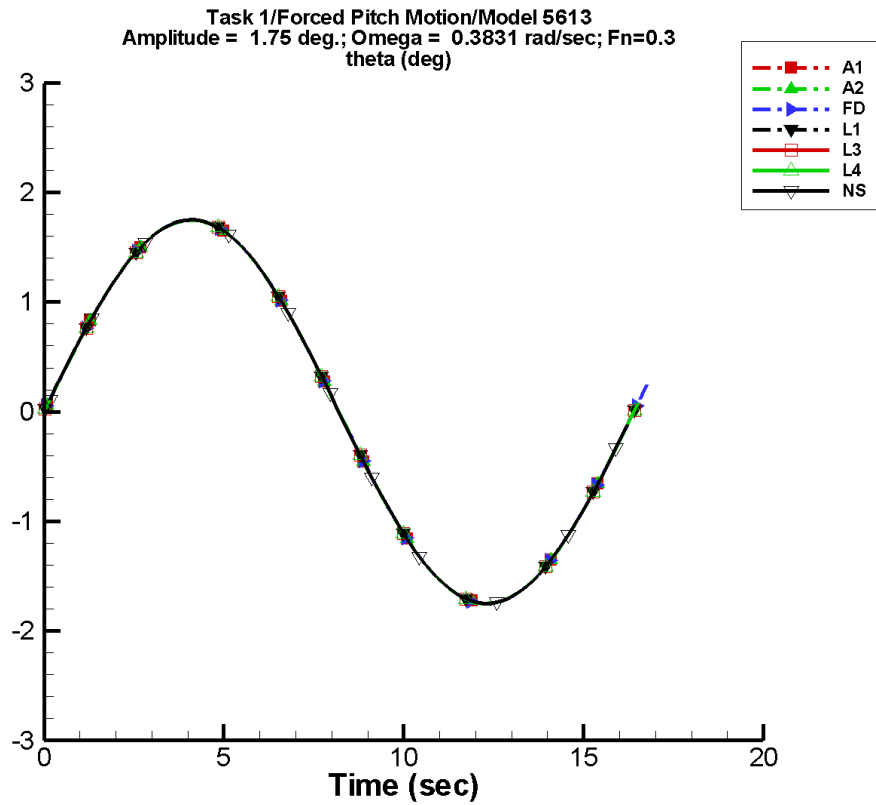
Table E-41. Coefficients of the Fourier fit $a_0 + a_1 \sin(\omega t + \Phi_1) + a_2 \sin(2\omega t + \Phi_2) + \dots$ of θ for one period at amplitude = 1.00 deg, frequency = 0.3831 rad/s, $F_n = 0.3$ in the case of prescribed pitch motion of Model 5613 scaled to $L = 154$ m.

Code	a_0 (deg)	a_1 (deg)	Φ_1 (deg)	a_2 (deg)	Φ_2 (deg)
A1	-4.18E-08	1.00	0	7.60E-08	-93
A2	-4.18E-08	1.00	0	7.60E-08	-93
FD	-1.35E-07	1.00	0	1.30E-07	-78
L1	4.66E-06	1.00	0	1.98E-06	108
L3	4.66E-06	1.00	0	1.98E-06	108
L4	4.66E-06	1.00	0	1.98E-06	108
NF	—	—	—	—	—
NS	-1.73E-08	1.00	0	9.91E-08	-178

Table E-42. Minimum and maximum of θ for one period at amplitude = 1.00 deg, frequency = 0.3831 rad/s, $F_n = 0.3$ in the case of prescribed pitch motion of Model 5613 scaled to $L = 154$ m.

Code	Unfiltered		Filtered	
	Minimum (deg)	Maximum (deg)	Minimum (deg)	Maximum (deg)
A1	-1.00	1.00	-0.999	1.01
A2	-1.00	1.00	-0.999	1.01
FD	-1.00	1.00	-0.996	0.996
L1	-1.00	1.00	-0.999	0.999
L3	-1.00	1.00	-0.999	0.999
L4	-1.00	1.00	-0.999	0.999
NF	—	—	—	—
NS	-1.00	1.00	-0.990	0.990

TASK 1/PITCH MOTION/MODEL 5613



Data identically zero, insufficient, or not available from NFA.

Figure E-22. Time history of θ for one period at amplitude = 1.75 deg, frequency = 0.3831 rad/s, $F_n = 0.3$ in the case of prescribed pitch motion of Model 5613 scaled to $L = 154$ m.

TASK 1/PITCH MOTION/MODEL 5613

Table E-43. Coefficients of the Fourier fit $a_0 + a_1 \sin(\omega t + \Phi_1) + a_2 \sin(2\omega t + \Phi_2) + \dots$ of θ for one period at amplitude = 1.75 deg, frequency = 0.3831 rad/s, $F_n = 0.3$ in the case of prescribed pitch motion of Model 5613 scaled to $L = 154$ m.

Code	a_0 (deg)	a_1 (deg)	Φ_1 (deg)	a_2 (deg)	Φ_2 (deg)
A1	3.68E-08	1.75	0	1.96E-07	-130
A2	3.68E-08	1.75	0	1.96E-07	-130
FD	-1.87E-07	1.75	0	2.63E-07	-93
L1	4.69E-06	1.75	0	3.65E-06	109
L3	4.69E-06	1.75	0	3.65E-06	109
L4	4.69E-06	1.75	0	3.65E-06	109
NF	—	—	—	—	—
NS	-2.42E-08	1.75	0	1.38E-07	155

Table E-44. Minimum and maximum of θ for one period at amplitude = 1.75 deg, frequency = 0.3831 rad/s, $F_n = 0.3$ in the case of prescribed pitch motion of Model 5613 scaled to $L = 154$ m.

Code	Unfiltered		Filtered	
	Minimum (deg)	Maximum (deg)	Minimum (deg)	Maximum (deg)
A1	-1.75	1.75	-1.74	1.75
A2	-1.75	1.75	-1.74	1.75
FD	-1.75	1.75	-1.74	1.74
L1	-1.75	1.75	-1.75	1.75
L3	-1.75	1.75	-1.75	1.75
L4	-1.75	1.75	-1.75	1.75
NF	—	—	—	—
NS	-1.75	1.75	-1.73	1.73

TASK 1/PITCH MOTION/MODEL 5613

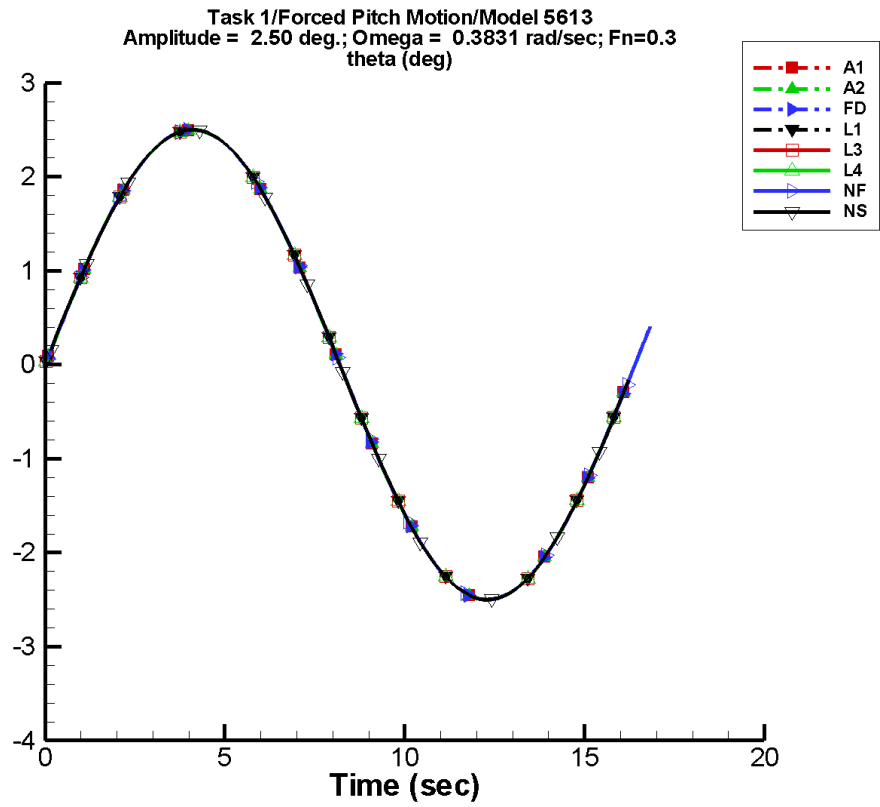


Figure E-23. Time history of θ for one period at amplitude = 2.50 deg, frequency = 0.3831 rad/s, $F_n = 0.3$ in the case of prescribed pitch motion of Model 5613 scaled to $L = 154$ m.

TASK 1/PITCH MOTION/MODEL 5613

Table E-45. Coefficients of the Fourier fit $a_0 + a_1 \sin(\omega t + \Phi_1) + a_2 \sin(2\omega t + \Phi_2) + \dots$ of θ for one period at amplitude = 2.50 deg, frequency = 0.3831 rad/s, $F_n = 0.3$ in the case of prescribed pitch motion of Model 5613 scaled to $L = 154$ m.

Code	a_0 (deg)	a_1 (deg)	Φ_1 (deg)	a_2 (deg)	Φ_2 (deg)
A1	1.32E-07	2.50	0	6.52E-08	132
A2	1.32E-07	2.50	0	6.52E-08	132
FD	-3.07E-07	2.50	0	2.15E-07	-91
L1	9.93E-06	2.50	0	4.83E-06	106
L3	9.93E-06	2.50	0	4.83E-06	106
L4	9.93E-06	2.50	0	4.83E-06	106
NF	9.40E-03	2.43	41	0.127	-108
NS	-1.39E-07	2.50	0	2.11E-07	176

Table E-46. Minimum and maximum of θ for one period at amplitude = 2.50 deg, frequency = 0.3831 rad/s, $F_n = 0.3$ in the case of prescribed pitch motion of Model 5613 scaled to $L = 154$ m.

Code	Unfiltered		Filtered	
	Minimum (deg)	Maximum (deg)	Minimum (deg)	Maximum (deg)
A1	-2.50	2.50	-2.49	2.50
A2	-2.50	2.50	-2.49	2.50
FD	-2.50	2.50	-2.49	2.49
L1	-2.50	2.50	-2.50	2.50
L3	-2.50	2.50	-2.50	2.50
L4	-2.50	2.50	-2.50	2.50
NF	-2.50	2.50	-2.48	2.48
NS	-2.50	2.50	-2.47	2.47

TASK 1/PITCH MOTION/MODEL 5613

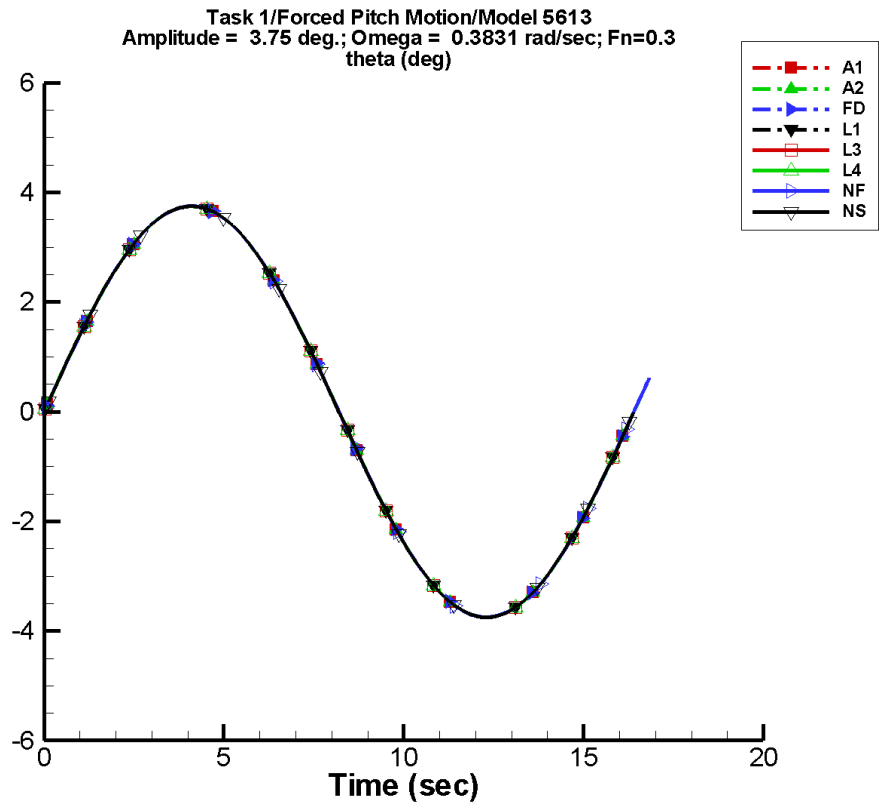


Figure E-24. Time history of θ for one period at amplitude = 3.75 deg, frequency = 0.3831 rad/s, $F_n = 0.3$ in the case of prescribed pitch motion of Model 5613 scaled to $L = 154$ m.

TASK 1/PITCH MOTION/MODEL 5613

Table E-47. Coefficients of the Fourier fit $a_0 + a_1 \sin(\omega t + \Phi_1) + a_2 \sin(2\omega t + \Phi_2) + \dots$ of θ for one period at amplitude = 3.75 deg, frequency = 0.3831 rad/s, $F_n = 0.3$ in the case of prescribed pitch motion of Model 5613 scaled to $L = 154$ m.

Code	a_0 (deg)	a_1 (deg)	Φ_1 (deg)	a_2 (deg)	Φ_2 (deg)
A1	2.64E-08	3.75	0	1.97E-07	-177
A2	2.64E-08	3.75	0	1.97E-07	-177
FD	-6.55E-07	3.75	0	6.20E-07	-64
L1	1.19E-05	3.75	0	7.26E-06	108
L3	1.19E-05	3.75	0	7.26E-06	108
L4	1.19E-05	3.75	0	7.26E-06	108
NF	1.41E-02	3.65	41	0.190	-108
NS	-6.09E-08	3.75	0	1.22E-07	-41

Table E-48. Minimum and maximum of θ for one period at amplitude = 3.75 deg, frequency = 0.3831 rad/s, $F_n = 0.3$ in the case of prescribed pitch motion of Model 5613 scaled to $L = 154$ m.

Code	Unfiltered		Filtered	
	Minimum (deg)	Maximum (deg)	Minimum (deg)	Maximum (deg)
A1	-3.75	3.75	-3.73	3.76
A2	-3.75	3.75	-3.73	3.76
FD	-3.75	3.75	-3.74	3.74
L1	-3.75	3.75	-3.75	3.75
L3	-3.75	3.75	-3.75	3.75
L4	-3.75	3.75	-3.75	3.75
NF	-3.75	3.75	-3.72	3.73
NS	-3.75	3.75	-3.73	3.73

TASK 1/PITCH MOTION/MODEL 5613

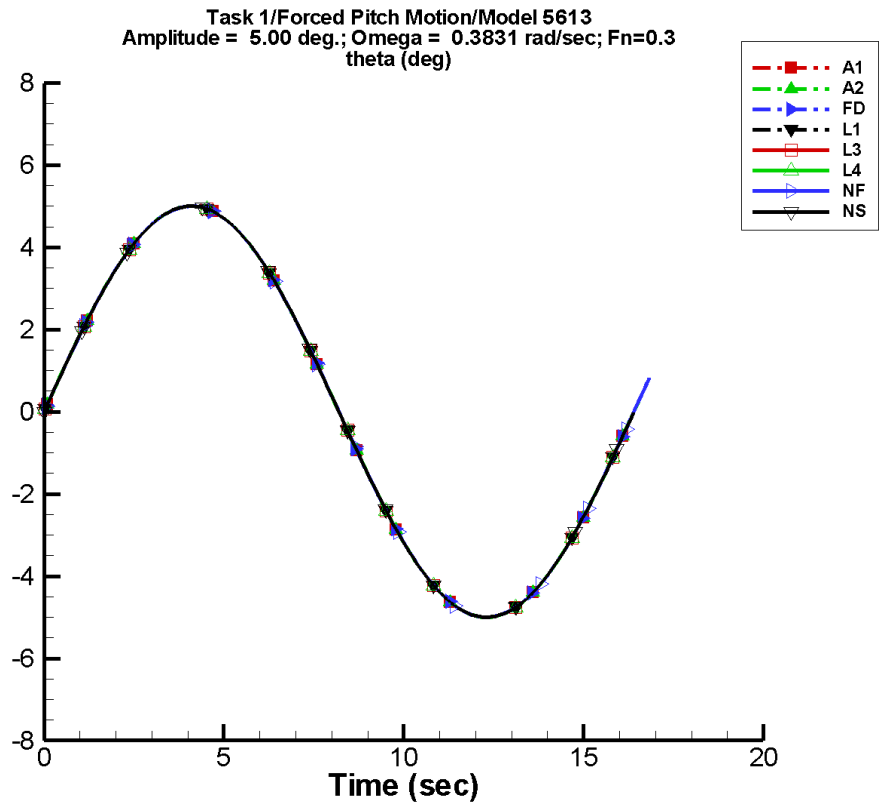


Figure E-25. Time history of θ for one period at amplitude = 5.00 deg, frequency = 0.3831 rad/s, $F_n = 0.3$ in the case of prescribed pitch motion of Model 5613 scaled to $L = 154$ m.

TASK 1/PITCH MOTION/MODEL 5613

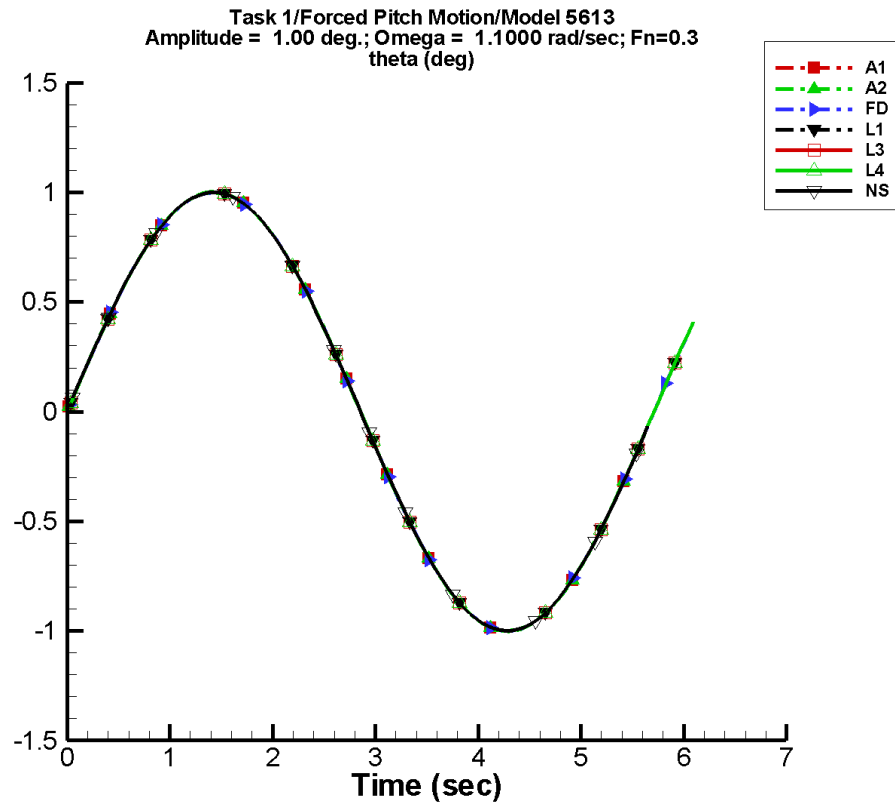
Table E-49. Coefficients of the Fourier fit $a_0 + a_1 \sin(\omega t + \Phi_1) + a_2 \sin(2\omega t + \Phi_2) + \dots$ of θ for one period at amplitude = 5.00 deg, frequency = 0.3831 rad/s, $F_n = 0.3$ in the case of prescribed pitch motion of Model 5613 scaled to $L = 154$ m.

Code	a_0 (deg)	a_1 (deg)	Φ_1 (deg)	a_2 (deg)	Φ_2 (deg)
A1	-6.11E-08	5.00	0	4.98E-07	-131
A2	-6.11E-08	5.00	0	4.98E-07	-131
FD	-5.16E-07	5.00	0	4.54E-07	-94
L1	2.05E-05	5.00	0	1.08E-05	111
L3	2.05E-05	5.00	0	1.08E-05	111
L4	2.05E-05	5.00	0	1.08E-05	111
NF	1.88E-02	4.86	41	0.253	-108
NS	-1.77E-07	5.00	0	2.16E-07	-18

Table E-50. Minimum and maximum of θ for one period at amplitude = 5.00 deg, frequency = 0.3831 rad/s, $F_n = 0.3$ in the case of prescribed pitch motion of Model 5613 scaled to $L = 154$ m.

Code	Unfiltered		Filtered	
	Minimum (deg)	Maximum (deg)	Minimum (deg)	Maximum (deg)
A1	-5.00	5.00	-4.98	5.02
A2	-5.00	5.00	-4.98	5.02
FD	-5.00	5.00	-4.98	4.98
L1	-5.00	5.00	-4.99	4.99
L3	-5.00	5.00	-4.99	4.99
L4	-5.00	5.00	-4.99	4.99
NF	-5.00	5.00	-4.97	4.97
NS	-5.00	5.00	-4.98	4.98

TASK 1/PITCH MOTION/MODEL 5613



Data identically zero, insufficient, or not available from NFA.

Figure E-26. Time history of θ for one period at amplitude = 1.00 deg, frequency = 1.1000 rad/s, Fn = 0.3 in the case of prescribed pitch motion of Model 5613 scaled to L = 154 m.

TASK 1/PITCH MOTION/MODEL 5613

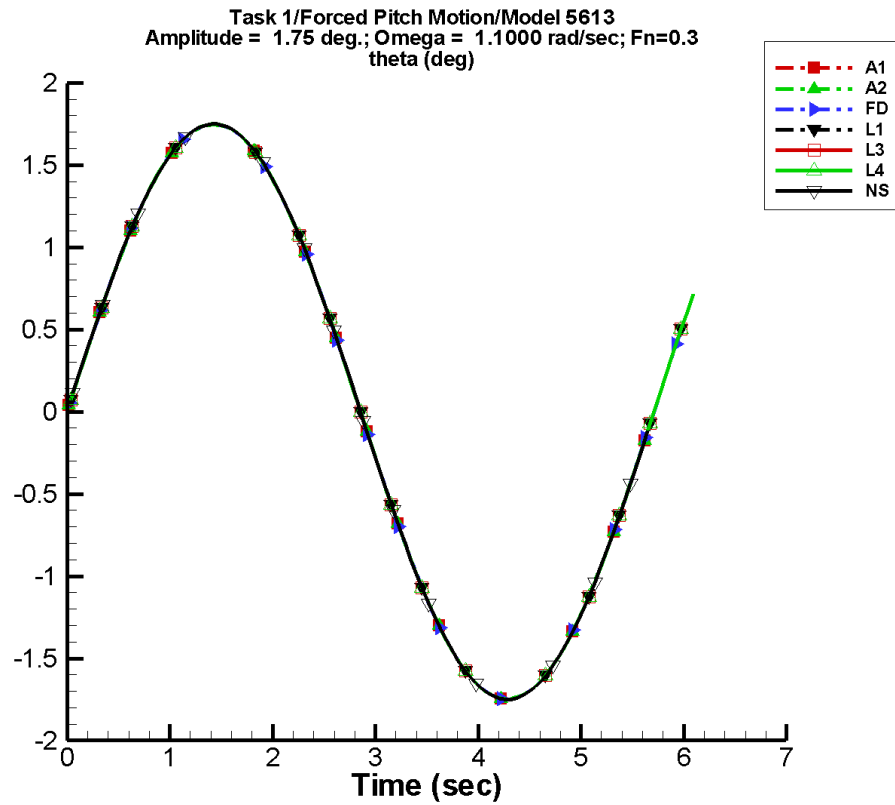
Table E-51. Coefficients of the Fourier fit $a_0 + a_1 \sin(\omega t + \Phi_1) + a_2 \sin(2\omega t + \Phi_2) + \dots$ of θ for one period at amplitude = 1.00 deg, frequency = 1.1000 rad/s, $F_n = 0.3$ in the case of prescribed pitch motion of Model 5613 scaled to $L = 154$ m.

Code	a_0 (deg)	a_1 (deg)	Φ_1 (deg)	a_2 (deg)	Φ_2 (deg)
A1	-1.04E-06	1.00	0	1.72E-06	-11
A2	-1.04E-06	1.00	0	1.72E-06	-11
FD	-7.48E-09	1.00	0	2.15E-07	-16
L1	6.93E-05	1.00	0	1.61E-07	-169
L3	6.93E-05	1.00	0	1.61E-07	-169
L4	6.93E-05	1.00	0	1.61E-07	-169
NF	—	—	—	—	—
NS	-4.15E-08	1.00	0	6.12E-08	-63

Table E-52. Minimum and maximum of θ for one period at amplitude = 1.00 deg, frequency = 1.1000 rad/s, $F_n = 0.3$ in the case of prescribed pitch motion of Model 5613 scaled to $L = 154$ m.

Code	Unfiltered		Filtered	
	Minimum (deg)	Maximum (deg)	Minimum (deg)	Maximum (deg)
A1	-1.00	1.00	-0.971	0.978
A2	-1.00	1.00	-0.971	0.978
FD	-0.999	1.00	-0.968	0.968
L1	-1.00	1.00	-0.989	0.989
L3	-1.00	1.00	-0.989	0.989
L4	-1.00	1.00	-0.989	0.989
NF	—	—	—	—
NS	-1.00	1.00	-0.990	0.990

TASK 1/PITCH MOTION/MODEL 5613



Data identically zero, insufficient, or not available from NFA.

Figure E-27. Time history of θ for one period at amplitude = 1.75 deg, frequency = 1.1000 rad/s, $F_n = 0.3$ in the case of prescribed pitch motion of Model 5613 scaled to $L = 154$ m.

TASK 1/PITCH MOTION/MODEL 5613

Table E-53. Coefficients of the Fourier fit $a_0 + a_1 \sin(\omega t + \Phi_1) + a_2 \sin(2\omega t + \Phi_2) + \dots$ of θ for one period at amplitude = 1.75 deg, frequency = 1.1000 rad/s, $F_n = 0.3$ in the case of prescribed pitch motion of Model 5613 scaled to $L = 154$ m.

Code	a_0 (deg)	a_1 (deg)	Φ_1 (deg)	a_2 (deg)	Φ_2 (deg)
A1	-1.85E-06	1.75	0	2.98E-06	-11
A2	-1.85E-06	1.75	0	2.98E-06	-11
FD	-1.00E-07	1.75	0	4.54E-07	-9
L1	1.20E-04	1.75	0	4.64E-07	165
L3	1.20E-04	1.75	0	4.64E-07	165
L4	1.20E-04	1.75	0	4.64E-07	165
NF	—	—	—	—	—
NS	-1.24E-07	1.75	0	8.58E-08	-113

Table E-54. Minimum and maximum of θ for one period at amplitude = 1.75 deg, frequency = 1.1000 rad/s, $F_n = 0.3$ in the case of prescribed pitch motion of Model 5613 scaled to $L = 154$ m.

Code	Unfiltered		Filtered	
	Minimum (deg)	Maximum (deg)	Minimum (deg)	Maximum (deg)
A1	-1.75	1.75	-1.69	1.71
A2	-1.75	1.75	-1.69	1.71
FD	-1.75	1.75	-1.69	1.69
L1	-1.75	1.75	-1.73	1.73
L3	-1.75	1.75	-1.73	1.73
L4	-1.75	1.75	-1.73	1.73
NF	—	—	—	—
NS	-1.75	1.75	-1.73	1.73

TASK 1/PITCH MOTION/MODEL 5613

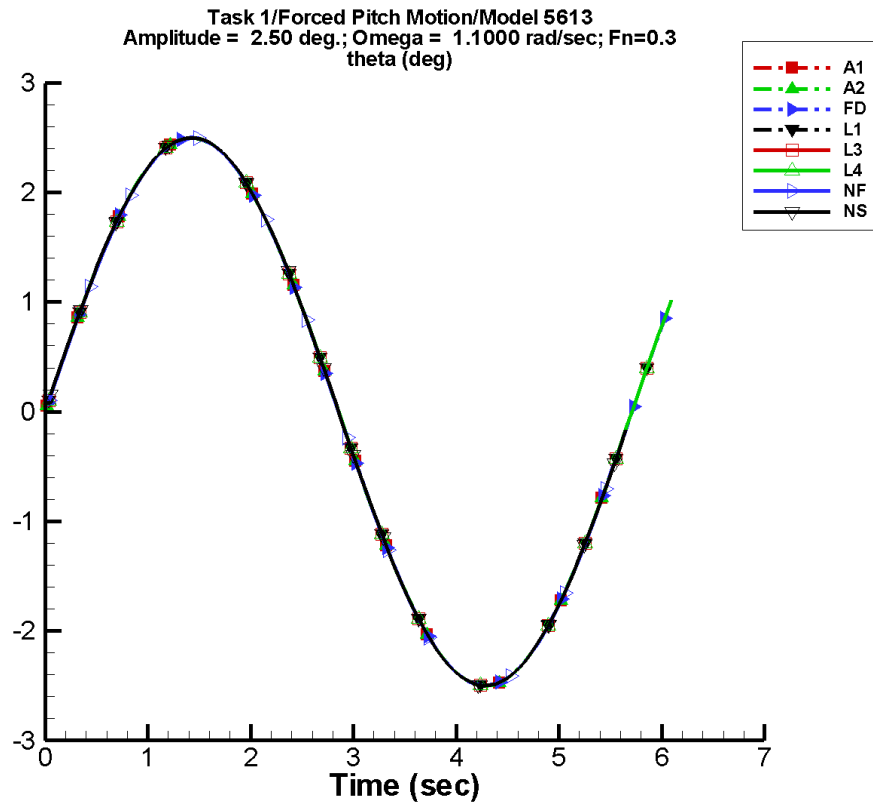


Figure E-28. Time history of θ for one period at amplitude = 2.50 deg, frequency = 1.1000 rad/s, $F_n = 0.3$ in the case of prescribed pitch motion of Model 5613 scaled to $L = 154$ m.

TASK 1/PITCH MOTION/MODEL 5613

Table E-55. Coefficients of the Fourier fit $a_0 + a_1 \sin(\omega t + \Phi_1) + a_2 \sin(2\omega t + \Phi_2) + \dots$ of θ for one period at amplitude = 2.50 deg, frequency = 1.1000 rad/s, $F_n = 0.3$ in the case of prescribed pitch motion of Model 5613 scaled to $L = 154$ m.

Code	a_0 (deg)	a_1 (deg)	Φ_1 (deg)	a_2 (deg)	Φ_2 (deg)
A1	-2.58E-06	2.50	0	4.15E-06	-12
A2	-2.58E-06	2.50	0	4.15E-06	-12
FD	-1.71E-07	2.50	0	6.21E-07	-17
L1	1.73E-04	2.50	0	7.65E-08	58
L3	1.73E-04	2.50	0	7.65E-08	58
L4	1.73E-04	2.50	0	7.65E-08	58
NF	2.17E-02	2.50	-24	3.75E-02	3
NS	-3.02E-07	2.50	0	1.91E-07	-91

Table E-56. Minimum and maximum of θ for one period at amplitude = 2.50 deg, frequency = 1.1000 rad/s, $F_n = 0.3$ in the case of prescribed pitch motion of Model 5613 scaled to $L = 154$ m.

Code	Unfiltered		Filtered	
	Minimum (deg)	Maximum (deg)	Minimum (deg)	Maximum (deg)
A1	-2.50	2.50	-2.42	2.44
A2	-2.50	2.50	-2.42	2.44
FD	-2.50	2.50	-2.42	2.42
L1	-2.50	2.50	-2.47	2.47
L3	-2.50	2.50	-2.47	2.47
L4	-2.50	2.50	-2.47	2.47
NF	-2.50	2.50	-2.37	2.37
NS	-2.50	2.50	-2.47	2.47

TASK 1/PITCH MOTION/MODEL 5613

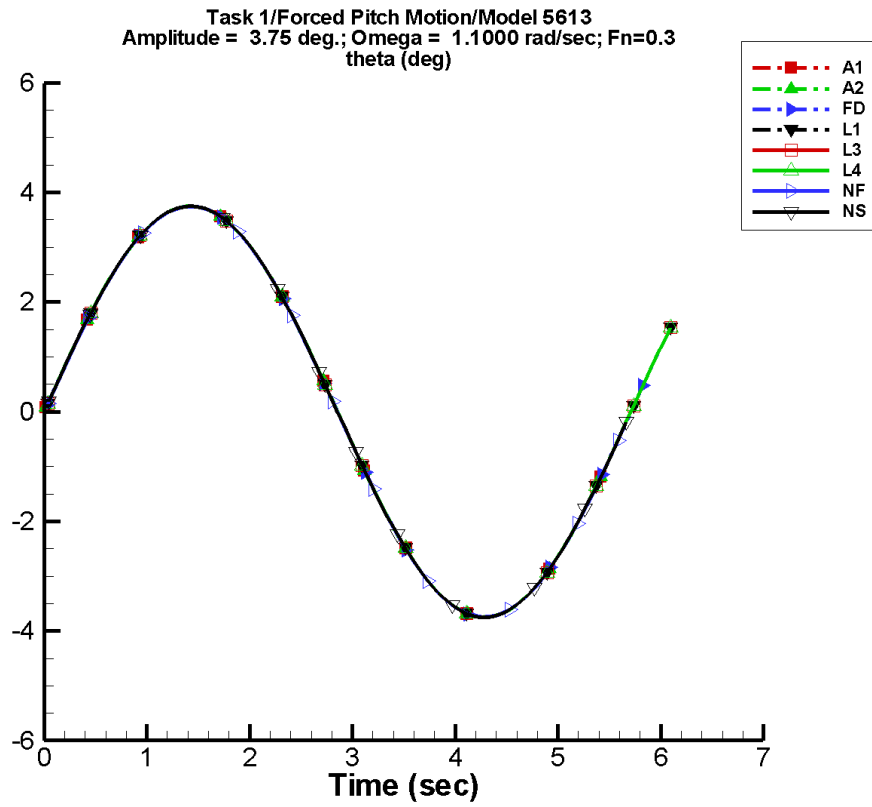


Figure E-29. Time history of θ for one period at amplitude = 3.75 deg, frequency = 1.1000 rad/s, $F_n = 0.3$ in the case of prescribed pitch motion of Model 5613 scaled to $L = 154$ m.

TASK 1/PITCH MOTION/MODEL 5613

Table E-57. Coefficients of the Fourier fit $a_0 + a_1 \sin(\omega t + \Phi_1) + a_2 \sin(2\omega t + \Phi_2) + \dots$ of θ for one period at amplitude = 3.75 deg, frequency = 1.1000 rad/s, $F_n = 0.3$ in the case of prescribed pitch motion of Model 5613 scaled to $L = 154$ m.

Code	a_0 (deg)	a_1 (deg)	Φ_1 (deg)	a_2 (deg)	Φ_2 (deg)
A1	-4.00E-06	3.75	0	5.91E-06	-10
A2	-4.00E-06	3.75	0	5.91E-06	-10
FD	-5.81E-07	3.75	0	7.97E-07	13
L1	2.59E-04	3.75	0	9.58E-07	114
L3	2.59E-04	3.75	0	9.58E-07	114
L4	2.59E-04	3.75	0	9.58E-07	114
NF	3.25E-02	3.75	-24	5.62E-02	3
NS	-2.18E-07	3.75	0	2.18E-07	172

Table E-58. Minimum and maximum of θ for one period at amplitude = 3.75 deg, frequency = 1.1000 rad/s, $F_n = 0.3$ in the case of prescribed pitch motion of Model 5613 scaled to $L = 154$ m.

Code	Unfiltered		Filtered	
	Minimum (deg)	Maximum (deg)	Minimum (deg)	Maximum (deg)
A1	-3.74	3.75	-3.63	3.66
A2	-3.74	3.75	-3.63	3.66
FD	-3.75	3.75	-3.63	3.63
L1	-3.75	3.75	-3.71	3.71
L3	-3.75	3.75	-3.71	3.71
L4	-3.75	3.75	-3.71	3.71
NF	-3.75	3.75	-3.55	3.55
NS	-3.75	3.75	-3.73	3.73

TASK 1/PITCH MOTION/MODEL 5613

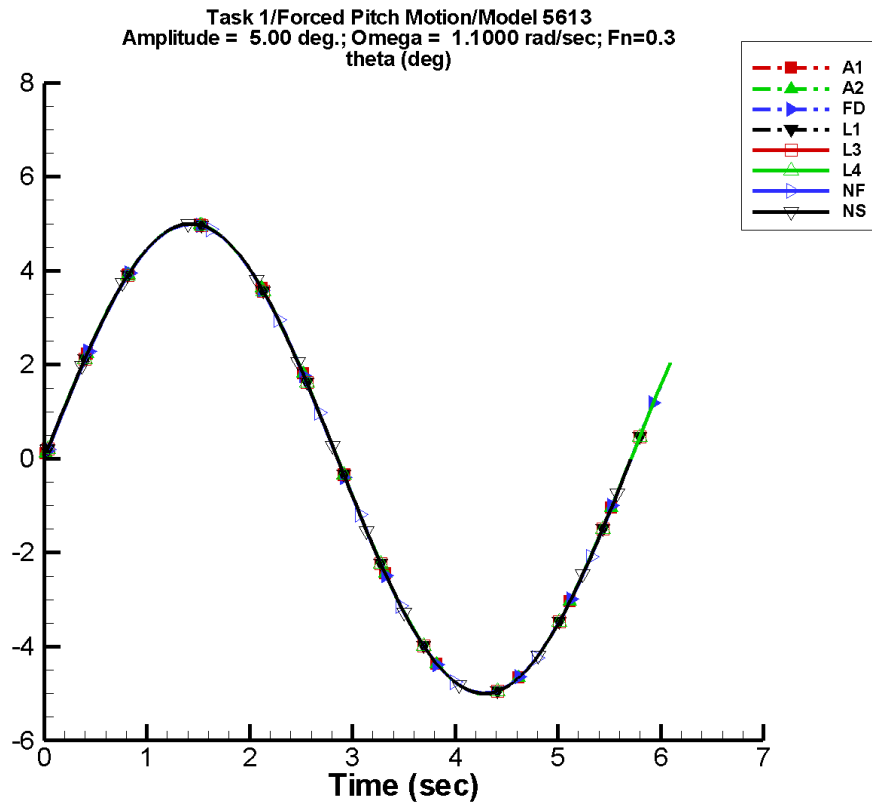


Figure E-30. Time history of θ for one period at amplitude = 5.00 deg, frequency = 1.1000 rad/s, $F_n = 0.3$ in the case of prescribed pitch motion of Model 5613 scaled to $L = 154$ m.

TASK 1/PITCH MOTION/MODEL 5613

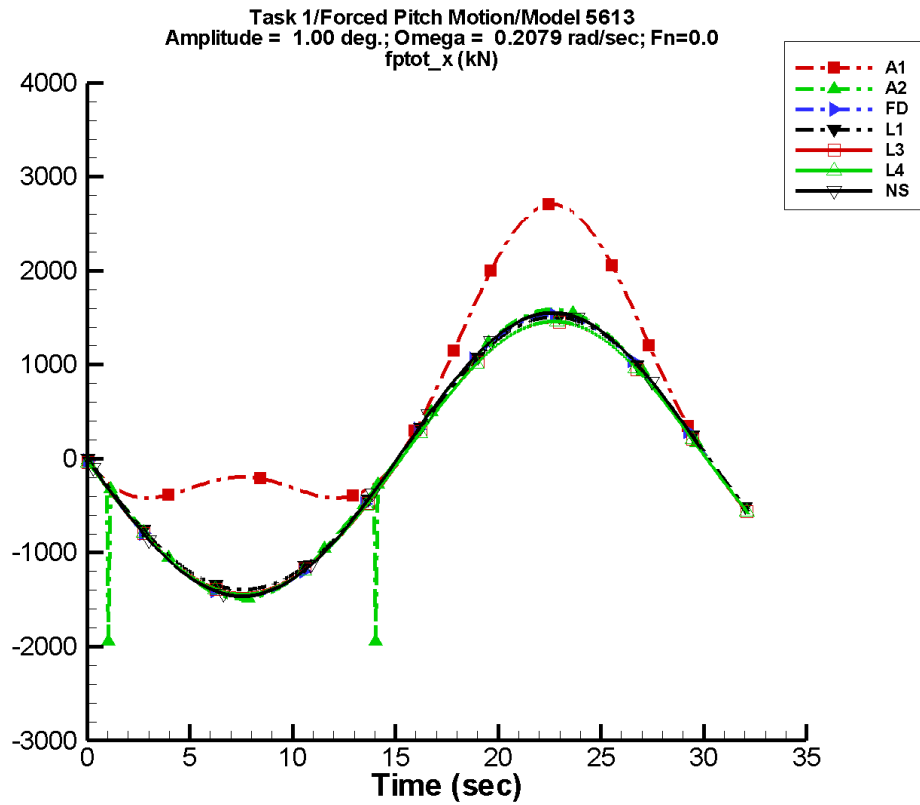
Table E-59. Coefficients of the Fourier fit $a_0 + a_1 \sin(\omega t + \Phi_1) + a_2 \sin(2\omega t + \Phi_2) + \dots$ of θ for one period at amplitude = 5.00 deg, frequency = 1.1000 rad/s, $F_n = 0.3$ in the case of prescribed pitch motion of Model 5613 scaled to $L = 154$ m.

Code	a_0 (deg)	a_1 (deg)	Φ_1 (deg)	a_2 (deg)	Φ_2 (deg)
A1	-5.39E-06	5.00	0	8.25E-06	-11
A2	-5.39E-06	5.00	0	8.25E-06	-11
FD	-2.50E-07	5.00	0	1.09E-06	-8
L1	3.45E-04	5.00	0	1.08E-06	-169
L3	3.45E-04	5.00	0	1.08E-06	-169
L4	3.45E-04	5.00	0	1.08E-06	-169
NF	4.34E-02	5.01	-24	7.50E-02	3
NS	6.54E-07	5.00	0	8.77E-07	-8

Table E-60. Minimum and maximum of θ for one period at amplitude = 5.00 deg, frequency = 1.1000 rad/s, $F_n = 0.3$ in the case of prescribed pitch motion of Model 5613 scaled to $L = 154$ m.

Code	Unfiltered		Filtered	
	Minimum (deg)	Maximum (deg)	Minimum (deg)	Maximum (deg)
A1	-5.00	5.00	-4.84	4.88
A2	-5.00	5.00	-4.84	4.88
FD	-4.99	5.00	-4.84	4.84
L1	-5.00	5.00	-4.94	4.94
L3	-5.00	5.00	-4.94	4.94
L4	-5.00	5.00	-4.94	4.94
NF	-5.00	5.00	-4.73	4.74
NS	-5.00	5.00	-4.98	4.98

TASK 1/PITCH MOTION/MODEL 5613



Data identically zero, insufficient, or not available from NFA and NSHIPMO.

Figure E-31. Time history of F_x^{ptot} for one period at amplitude = 1.00 deg, frequency = 0.2079 rad/s, Fn = 0.0 in the case of prescribed pitch motion of Model 5613 scaled to L = 154 m.

TASK 1/PITCH MOTION/MODEL 5613

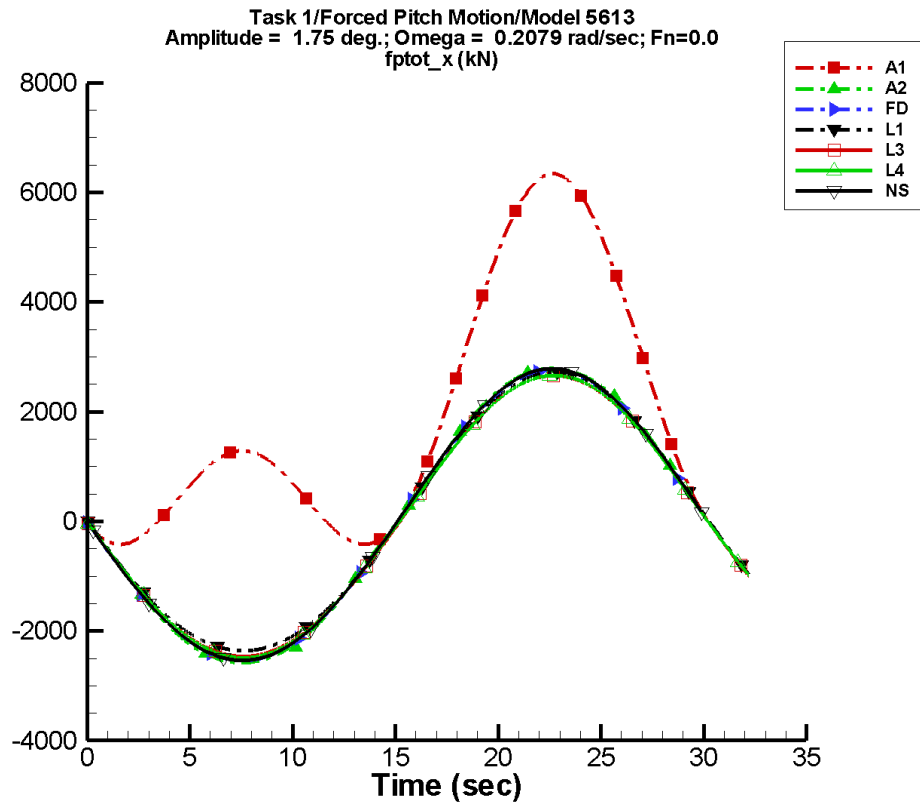
Table E-61. Coefficients of the Fourier fit $a_0 + a_1 \sin(\omega t + \Phi_1) + a_2 \sin(2\omega t + \Phi_2) + \dots$ of F_x^{ptot} for one period at amplitude = 1.00 deg, frequency = 0.2079 rad/s, $F_n = 0.0$ in the case of prescribed pitch motion of Model 5613 scaled to $L = 154$ m.

Code	a_0 (kN)	a_1 (kN)	Φ_1 (deg)	a_2 (kN)	Φ_2 (deg)
A1	628.	1.45E+03	-180	628.	-90
A2	25.0	1.52E+03	180	31.6	-80
FD	12.9	1.49E+03	180	20.7	-84
L1	29.5	1.45E+03	179	28.4	-91
L3	-12.9	1.45E+03	179	23.5	-91
L4	-13.5	1.45E+03	179	19.8	-89
NF	—	—	—	—	—
NS	—	—	—	—	—

Table E-62. Minimum and maximum of F_x^{ptot} for one period at amplitude = 1.00 deg, frequency = 0.2079 rad/s, $F_n = 0.0$ in the case of prescribed pitch motion of Model 5613 scaled to $L = 154$ m.

Code	Unfiltered		Filtered	
	Minimum (kN)	Maximum (kN)	Minimum (kN)	Maximum (kN)
A1	-418.	2.71E+03	-416.	2.70E+03
A2	-1.95E+03	1.59E+03	-1.49E+03	1.59E+03
FD	-1.46E+03	1.53E+03	-1.46E+03	1.53E+03
L1	-1.39E+03	1.51E+03	-1.39E+03	1.51E+03
L3	-1.44E+03	1.46E+03	-1.44E+03	1.46E+03
L4	-1.45E+03	1.46E+03	-1.45E+03	1.46E+03
NF	—	—	—	—
NS	—	—	—	—

TASK 1/PITCH MOTION/MODEL 5613



Data identically zero, insufficient, or not available from NFA and NSHIPMO.

Figure E-32. Time history of $F_x^{p_{tot}}$ for one period at amplitude = 1.75 deg, frequency = 0.2079 rad/s, Fn = 0.0 in the case of prescribed pitch motion of Model 5613 scaled to L = 154 m.

TASK 1/PITCH MOTION/MODEL 5613

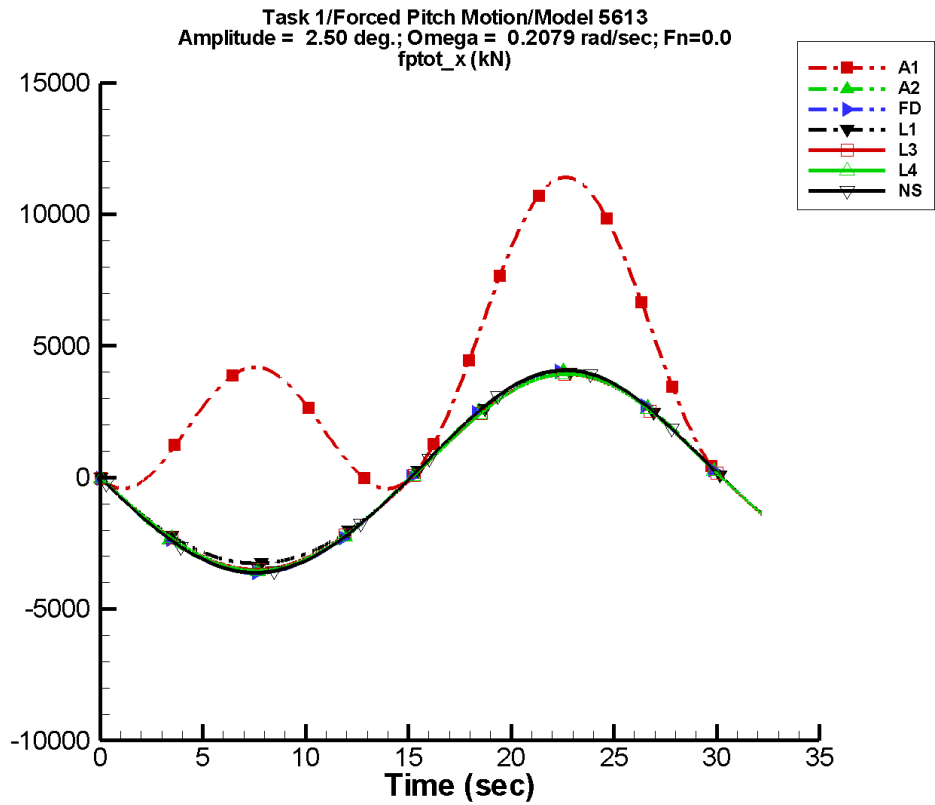
Table E-63. Coefficients of the Fourier fit $a_0 + a_1 \sin(\omega t + \Phi_1) + a_2 \sin(2\omega t + \Phi_2) + \dots$ of F_x^{ptot} for one period at amplitude = 1.75 deg, frequency = 0.2079 rad/s, $F_n = 0.0$ in the case of prescribed pitch motion of Model 5613 scaled to $L = 154$ m.

Code	a_0 (kN)	a_1 (kN)	Φ_1 (deg)	a_2 (kN)	Φ_2 (deg)
A1	1.91E+03	2.53E+03	-180	1.91E+03	-90
A2	63.1	2.69E+03	180	40.1	-88
FD	51.6	2.64E+03	180	55.8	-84
L1	90.2	2.54E+03	179	86.9	-91
L3	33.6	2.55E+03	179	62.4	-91
L4	31.9	2.56E+03	179	51.8	-89
NF	—	—	—	—	—
NS	—	—	—	—	—

Table E-64. Minimum and maximum of F_x^{ptot} for one period at amplitude = 1.75 deg, frequency = 0.2079 rad/s, $F_n = 0.0$ in the case of prescribed pitch motion of Model 5613 scaled to $L = 154$ m.

Code	Unfiltered		Filtered	
	Minimum (kN)	Maximum (kN)	Minimum (kN)	Maximum (kN)
A1	-424.	6.34E+03	-414.	6.33E+03
A2	-2.58E+03	2.79E+03	-2.58E+03	2.78E+03
FD	-2.54E+03	2.75E+03	-2.54E+03	2.75E+03
L1	-2.36E+03	2.72E+03	-2.36E+03	2.71E+03
L3	-2.47E+03	2.66E+03	-2.47E+03	2.66E+03
L4	-2.49E+03	2.66E+03	-2.49E+03	2.66E+03
NF	—	—	—	—
NS	—	—	—	—

TASK 1/PITCH MOTION/MODEL 5613



Data identically zero, insufficient, or not available from NFA and NSHIPMO.

Figure E-33. Time history of $F_x^{p\text{tot}}$ for one period at amplitude = 2.50 deg, frequency = 0.2079 rad/s, Fn = 0.0 in the case of prescribed pitch motion of Model 5613 scaled to L = 154 m.

TASK 1/PITCH MOTION/MODEL 5613

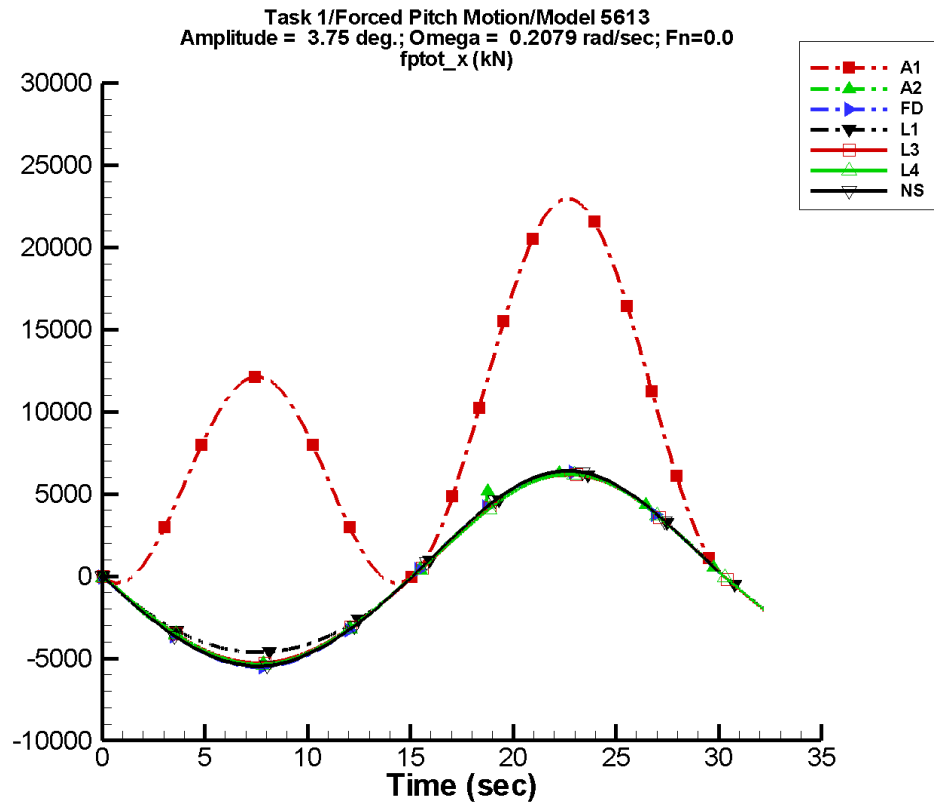
Table E-65. Coefficients of the Fourier fit $a_0 + a_1 \sin(\omega t + \Phi_1) + a_2 \sin(2\omega t + \Phi_2) + \dots$ of F_x^{ptot} for one period at amplitude = 2.50 deg, frequency = 0.2079 rad/s, $F_n = 0.0$ in the case of prescribed pitch motion of Model 5613 scaled to $L = 154$ m.

Code	a_0 (kN)	a_1 (kN)	Φ_1 (deg)	a_2 (kN)	Φ_2 (deg)
A1	3.90E+03	3.61E+03	-180	3.90E+03	-90
A2	127.	3.82E+03	180	118.	-91
FD	104.	3.81E+03	180	102.	-83
L1	184.	3.63E+03	179	177.	-91
L3	97.7	3.69E+03	179	113.	-91
L4	94.5	3.70E+03	179	93.4	-89
NF	—	—	—	—	—
NS	—	—	—	—	—

Table E-66. Minimum and maximum of F_x^{ptot} for one period at amplitude = 2.50 deg, frequency = 0.2079 rad/s, $F_n = 0.0$ in the case of prescribed pitch motion of Model 5613 scaled to $L = 154$ m.

Code	Unfiltered		Filtered	
	Minimum (kN)	Maximum (kN)	Minimum (kN)	Maximum (kN)
A1	-432.	1.14E+04	-406.	1.14E+04
A2	-3.56E+03	4.07E+03	-3.57E+03	4.06E+03
FD	-3.63E+03	4.04E+03	-3.63E+03	4.04E+03
L1	-3.26E+03	3.99E+03	-3.26E+03	3.99E+03
L3	-3.50E+03	3.93E+03	-3.50E+03	3.92E+03
L4	-3.55E+03	3.93E+03	-3.55E+03	3.93E+03
NF	—	—	—	—
NS	—	—	—	—

TASK 1/PITCH MOTION/MODEL 5613



Data identically zero, insufficient, or not available from NFA and NSHIPMO.

Figure E-34. Time history of $F_x^{p\text{tot}}$ for one period at amplitude = 3.75 deg, frequency = 0.2079 rad/s, Fn = 0.0 in the case of prescribed pitch motion of Model 5613 scaled to L = 154 m.

TASK 1/PITCH MOTION/MODEL 5613

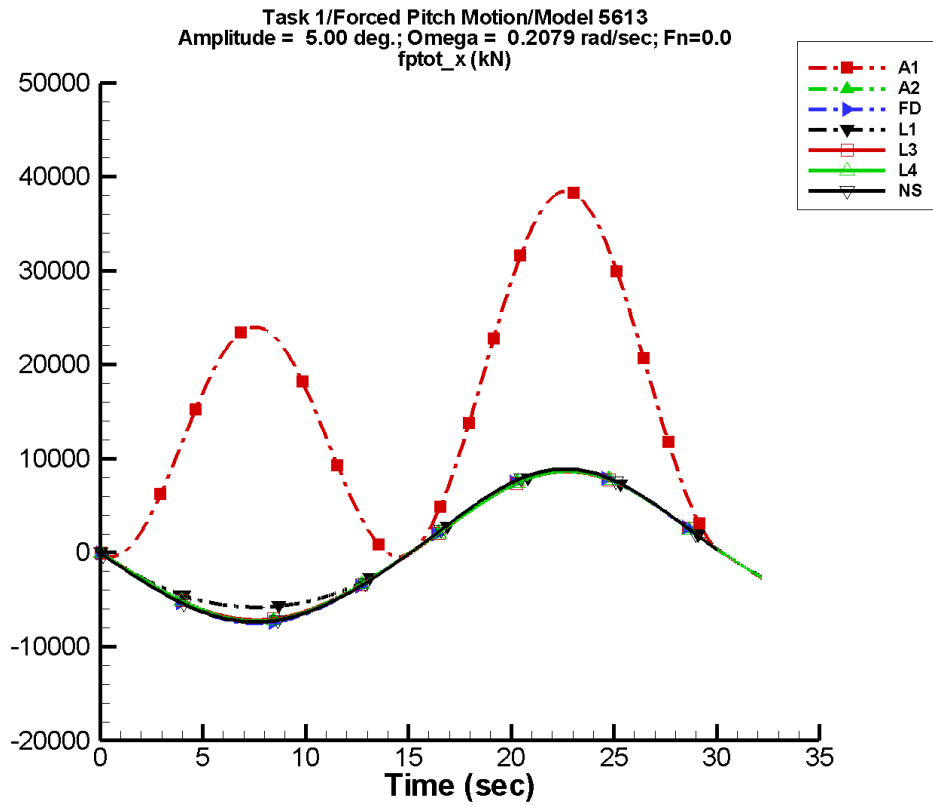
Table E-67. Coefficients of the Fourier fit $a_0 + a_1 \sin(\omega t + \Phi_1) + a_2 \sin(2\omega t + \Phi_2) + \dots$ of F_x^{ptot} for one period at amplitude = 3.75 deg, frequency = 0.2079 rad/s, $F_n = 0.0$ in the case of prescribed pitch motion of Model 5613 scaled to $L = 154$ m.

Code	a_0 (kN)	a_1 (kN)	Φ_1 (deg)	a_2 (kN)	Φ_2 (deg)
A1	8.77E+03	5.42E+03	-180	8.77E+03	-90
A2	254.	5.76E+03	180	225.	-88
FD	215.	5.85E+03	180	193.	-82
L1	414.	5.44E+03	179	399.	-91
L3	235.	5.66E+03	179	213.	-91
L4	229.	5.69E+03	179	176.	-89
NF	—	—	—	—	—
NS	—	—	—	—	—

Table E-68. Minimum and maximum of F_x^{ptot} for one period at amplitude = 3.75 deg, frequency = 0.2079 rad/s, $F_n = 0.0$ in the case of prescribed pitch motion of Model 5613 scaled to $L = 154$ m.

Code	Unfiltered		Filtered	
	Minimum (kN)	Maximum (kN)	Minimum (kN)	Maximum (kN)
A1	-424.	2.30E+04	-386.	2.29E+04
A2	-5.33E+03	6.27E+03	-5.33E+03	6.26E+03
FD	-5.52E+03	6.33E+03	-5.52E+03	6.32E+03
L1	-4.62E+03	6.25E+03	-4.62E+03	6.25E+03
L3	-5.29E+03	6.18E+03	-5.28E+03	6.18E+03
L4	-5.37E+03	6.21E+03	-5.37E+03	6.20E+03
NF	—	—	—	—
NS	—	—	—	—

TASK 1/PITCH MOTION/MODEL 5613



Data identically zero, insufficient, or not available from NFA and NSHIPMO.

Figure E-35. Time history of $F_x^{p\text{tot}}$ for one period at amplitude = 5.00 deg, frequency = 0.2079 rad/s, Fn = 0.0 in the case of prescribed pitch motion of Model 5613 scaled to L = 154 m.

TASK 1/PITCH MOTION/MODEL 5613

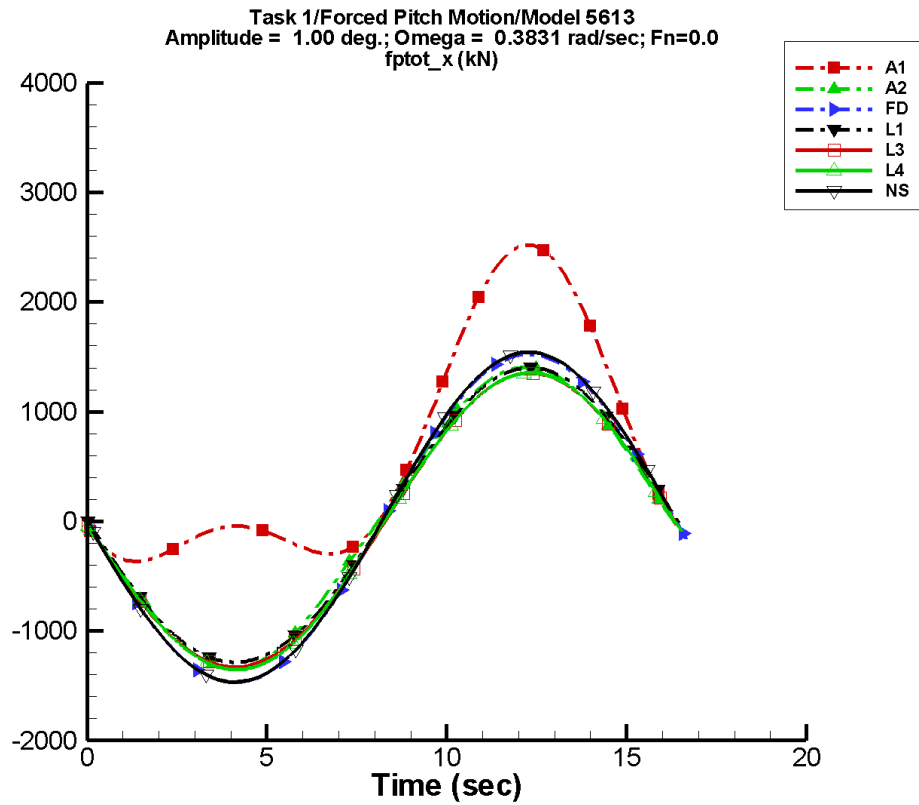
Table E-69. Coefficients of the Fourier fit $a_0 + a_1 \sin(\omega t + \Phi_1) + a_2 \sin(2\omega t + \Phi_2) + \dots$ of F_x^{ptot} for one period at amplitude = 5.00 deg, frequency = 0.2079 rad/s, $F_n = 0.0$ in the case of prescribed pitch motion of Model 5613 scaled to $L = 154$ m.

Code	a_0 (kN)	a_1 (kN)	Φ_1 (deg)	a_2 (kN)	Φ_2 (deg)
A1	1.56E+04	7.23E+03	-180	1.56E+04	-90
A2	423.	7.89E+03	180	373.	-88
FD	348.	8.01E+03	180	296.	-81
L1	736.	7.25E+03	179	709.	-91
L3	403.	7.75E+03	179	324.	-91
L4	391.	7.79E+03	179	270.	-89
NF	—	—	—	—	—
NS	—	—	—	—	—

Table E-70. Minimum and maximum of F_x^{ptot} for one period at amplitude = 5.00 deg, frequency = 0.2079 rad/s, $F_n = 0.0$ in the case of prescribed pitch motion of Model 5613 scaled to $L = 154$ m.

Code	Unfiltered		Filtered	
	Minimum (kN)	Maximum (kN)	Minimum (kN)	Maximum (kN)
A1	-425.	3.85E+04	-357.	3.84E+04
A2	-7.26E+03	8.82E+03	-7.26E+03	8.80E+03
FD	-7.53E+03	8.80E+03	-7.52E+03	8.79E+03
L1	-5.80E+03	8.69E+03	-5.80E+03	8.68E+03
L3	-7.17E+03	8.64E+03	-7.16E+03	8.63E+03
L4	-7.30E+03	8.67E+03	-7.30E+03	8.67E+03
NF	—	—	—	—
NS	—	—	—	—

TASK 1/PITCH MOTION/MODEL 5613



Data identically zero, insufficient, or not available from NFA and NSHIPMO.

Figure E-36. Time history of $F_x^{p\text{tot}}$ for one period at amplitude = 1.00 deg, frequency = 0.3831 rad/s, Fn = 0.0 in the case of prescribed pitch motion of Model 5613 scaled to L = 154 m.

TASK 1/PITCH MOTION/MODEL 5613

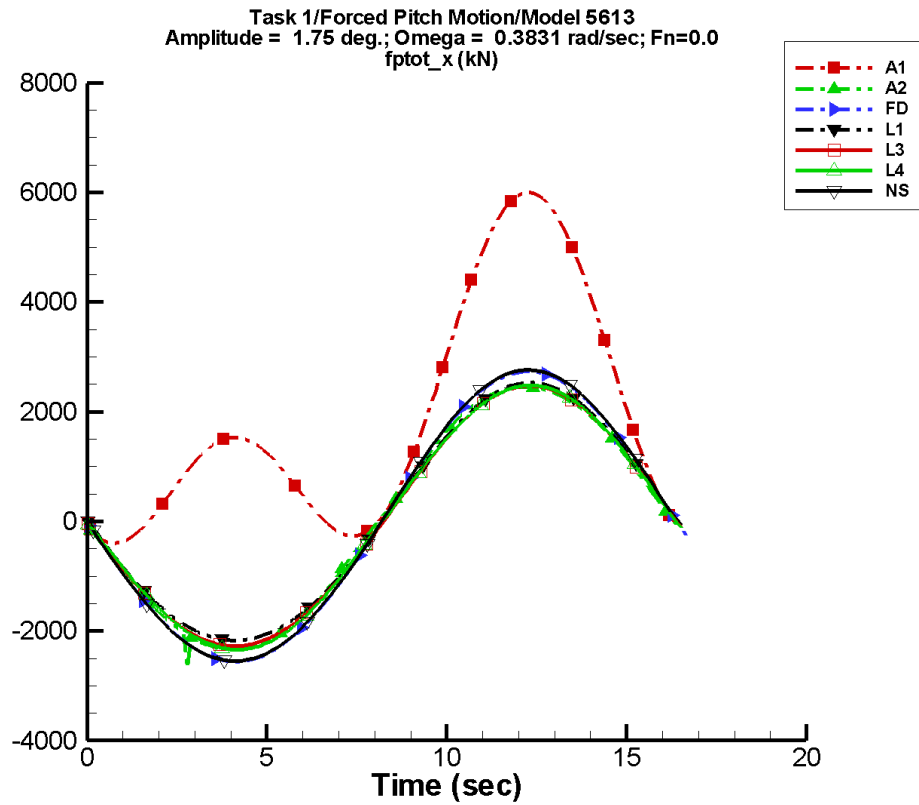
Table E-71. Coefficients of the Fourier fit $a_0 + a_1 \sin(\omega t + \Phi_1) + a_2 \sin(2\omega t + \Phi_2) + \dots$ of F_x^{ptot} for one period at amplitude = 1.00 deg, frequency = 0.3831 rad/s, $F_n = 0.0$ in the case of prescribed pitch motion of Model 5613 scaled to $L = 154$ m.

Code	a_0 (kN)	a_1 (kN)	Φ_1 (deg)	a_2 (kN)	Φ_2 (deg)
A1	621.	1.28E+03	-178	621.	-89
A2	26.6	1.35E+03	-178	12.1	-39
FD	9.69	1.49E+03	180	18.7	-69
L1	30.7	1.34E+03	179	27.1	-93
L3	-11.7	1.34E+03	180	22.6	-93
L4	-13.4	1.35E+03	179	13.9	-77
NF	—	—	—	—	—
NS	—	—	—	—	—

Table E-72. Minimum and maximum of F_x^{ptot} for one period at amplitude = 1.00 deg, frequency = 0.3831 rad/s, $F_n = 0.0$ in the case of prescribed pitch motion of Model 5613 scaled to $L = 154$ m.

Code	Unfiltered		Filtered	
	Minimum (kN)	Maximum (kN)	Minimum (kN)	Maximum (kN)
A1	-365.	2.52E+03	-358.	2.51E+03
A2	-1.34E+03	1.41E+03	-1.34E+03	1.40E+03
FD	-1.47E+03	1.52E+03	-1.46E+03	1.52E+03
L1	-1.29E+03	1.40E+03	-1.28E+03	1.40E+03
L3	-1.33E+03	1.35E+03	-1.33E+03	1.35E+03
L4	-1.35E+03	1.35E+03	-1.35E+03	1.35E+03
NF	—	—	—	—
NS	—	—	—	—

TASK 1/PITCH MOTION/MODEL 5613



Data identically zero, insufficient, or not available from NFA and NSHIPMO.

Figure E-37. Time history of $F_x^{p\text{tot}}$ for one period at amplitude = 1.75 deg, frequency = 0.3831 rad/s, Fn = 0.0 in the case of prescribed pitch motion of Model 5613 scaled to L = 154 m.

TASK 1/PITCH MOTION/MODEL 5613

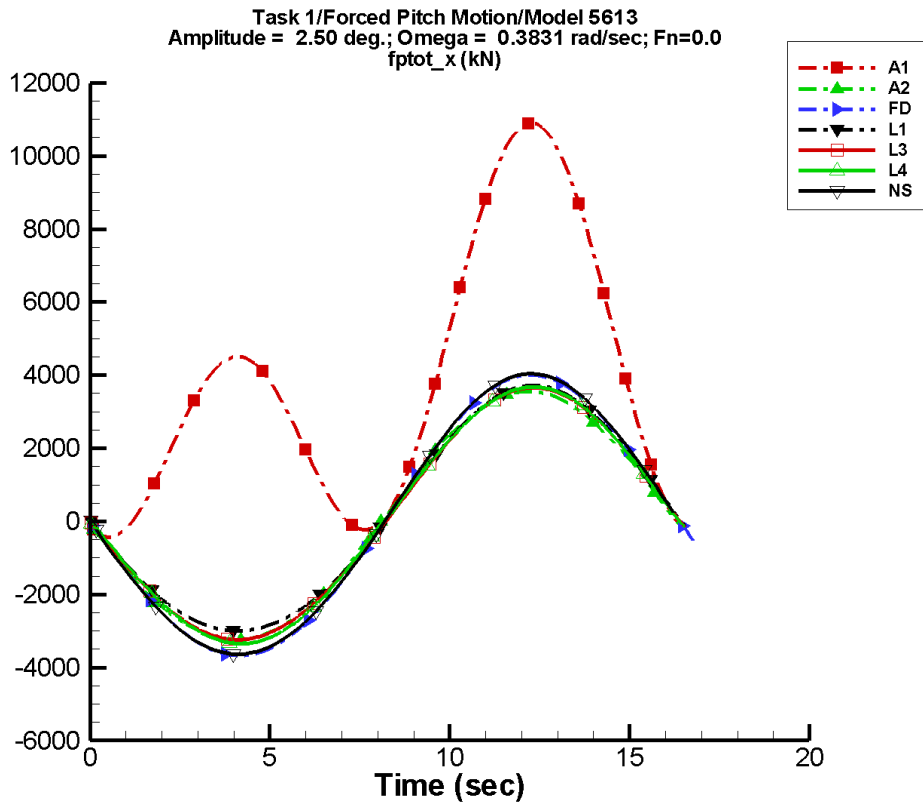
Table E-73. Coefficients of the Fourier fit $a_0 + a_1 \sin(\omega t + \Phi_1) + a_2 \sin(2\omega t + \Phi_2) + \dots$ of F_x^{ptot} for one period at amplitude = 1.75 deg, frequency = 0.3831 rad/s, $F_n = 0.0$ in the case of prescribed pitch motion of Model 5613 scaled to $L = 154$ m.

Code	a_0 (kN)	a_1 (kN)	Φ_1 (deg)	a_2 (kN)	Φ_2 (deg)
A1	1.89E+03	2.24E+03	-178	1.89E+03	-89
A2	38.0	2.40E+03	-178	18.5	-44
FD	41.8	2.64E+03	180	50.2	-67
L1	94.1	2.35E+03	179	82.9	-93
L3	37.5	2.37E+03	180	60.4	-93
L4	32.4	2.39E+03	179	35.7	-76
NF	—	—	—	—	—
NS	—	—	—	—	—

Table E-74. Minimum and maximum of F_x^{ptot} for one period at amplitude = 1.75 deg, frequency = 0.3831 rad/s, $F_n = 0.0$ in the case of prescribed pitch motion of Model 5613 scaled to $L = 154$ m.

Code	Unfiltered		Filtered	
	Minimum (kN)	Maximum (kN)	Minimum (kN)	Maximum (kN)
A1	-401.	6.00E+03	-373.	5.97E+03
A2	-2.67E+03	2.45E+03	-2.34E+03	2.44E+03
FD	-2.56E+03	2.73E+03	-2.55E+03	2.72E+03
L1	-2.17E+03	2.53E+03	-2.17E+03	2.52E+03
L3	-2.28E+03	2.47E+03	-2.28E+03	2.47E+03
L4	-2.34E+03	2.48E+03	-2.34E+03	2.48E+03
NF	—	—	—	—
NS	—	—	—	—

TASK 1/PITCH MOTION/MODEL 5613



Data identically zero, insufficient, or not available from NFA and NSHIPMO.

Figure E-38. Time history of $F_x^{p\text{tot}}$ for one period at amplitude = 2.50 deg, frequency = 0.3831 rad/s, Fn = 0.0 in the case of prescribed pitch motion of Model 5613 scaled to L = 154 m.

TASK 1/PITCH MOTION/MODEL 5613

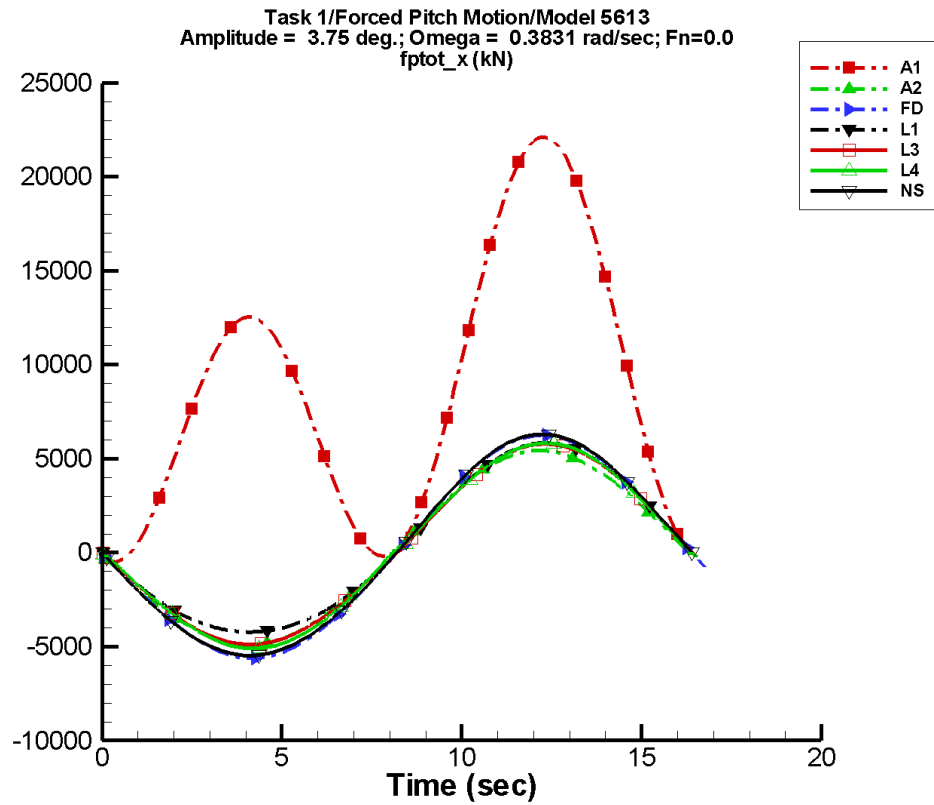
Table E-75. Coefficients of the Fourier fit $a_0 + a_1 \sin(\omega t + \Phi_1) + a_2 \sin(2\omega t + \Phi_2) + \dots$ of F_x^{ptot} for one period at amplitude = 2.50 deg, frequency = 0.3831 rad/s, $F_n = 0.0$ in the case of prescribed pitch motion of Model 5613 scaled to $L = 154$ m.

Code	a_0 (kN)	a_1 (kN)	Φ_1 (deg)	a_2 (kN)	Φ_2 (deg)
A1	3.85E+03	3.20E+03	-178	3.85E+03	-89
A2	82.4	3.41E+03	-178	81.2	-65
FD	84.4	3.81E+03	180	91.8	-64
L1	192.	3.36E+03	179	169.	-93
L3	106.	3.42E+03	179	110.	-94
L4	95.5	3.47E+03	179	64.9	-77
NF	—	—	—	—	—
NS	—	—	—	—	—

Table E-76. Minimum and maximum of F_x^{ptot} for one period at amplitude = 2.50 deg, frequency = 0.3831 rad/s, $F_n = 0.0$ in the case of prescribed pitch motion of Model 5613 scaled to $L = 154$ m.

Code	Unfiltered		Filtered	
	Minimum (kN)	Maximum (kN)	Minimum (kN)	Maximum (kN)
A1	-434.	1.09E+04	-372.	1.08E+04
A2	-3.24E+03	3.56E+03	-3.25E+03	3.54E+03
FD	-3.67E+03	4.00E+03	-3.66E+03	3.98E+03
L1	-3.00E+03	3.72E+03	-2.99E+03	3.71E+03
L3	-3.24E+03	3.66E+03	-3.23E+03	3.65E+03
L4	-3.35E+03	3.68E+03	-3.35E+03	3.67E+03
NF	—	—	—	—
NS	—	—	—	—

TASK 1/PITCH MOTION/MODEL 5613



Data identically zero, insufficient, or not available from NFA and NSHIPMO.

Figure E-39. Time history of $F_x^{p\text{tot}}$ for one period at amplitude = 3.75 deg, frequency = 0.3831 rad/s, Fn = 0.0 in the case of prescribed pitch motion of Model 5613 scaled to L = 154 m.

TASK 1/PITCH MOTION/MODEL 5613

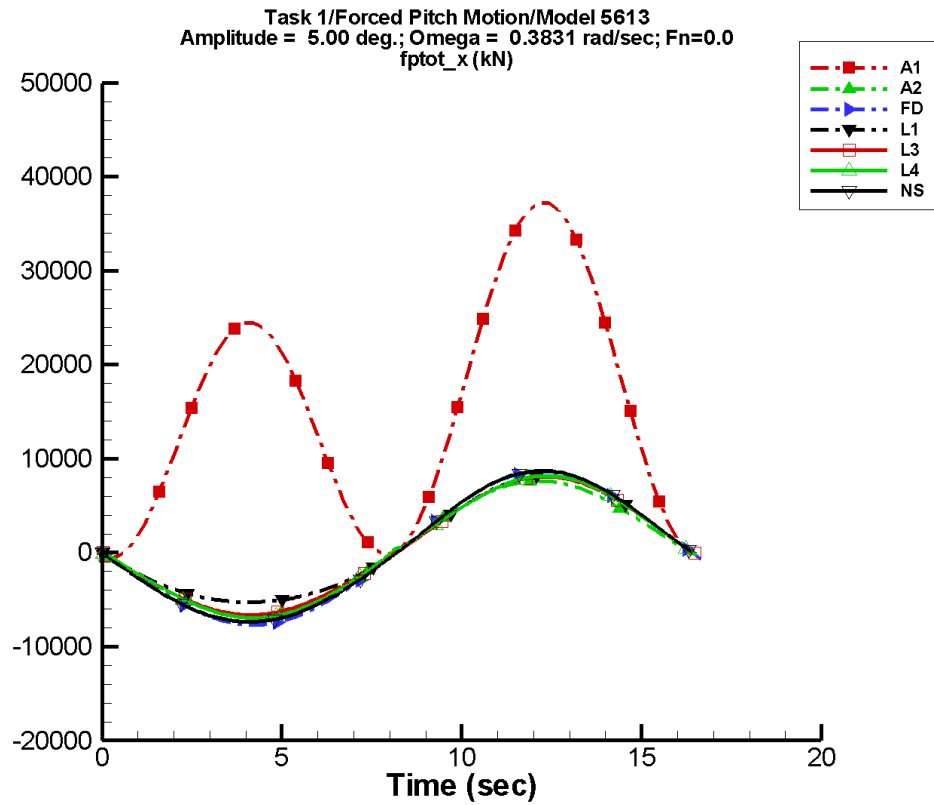
Table E-77. Coefficients of the Fourier fit $a_0 + a_1 \sin(\omega t + \Phi_1) + a_2 \sin(2\omega t + \Phi_2) + \dots$ of F_x^{ptot} for one period at amplitude = 3.75 deg, frequency = 0.3831 rad/s, $F_n = 0.0$ in the case of prescribed pitch motion of Model 5613 scaled to $L = 154$ m.

Code	a_0 (kN)	a_1 (kN)	Φ_1 (deg)	a_2 (kN)	Φ_2 (deg)
A1	8.67E+03	4.79E+03	-178	8.67E+03	-89
A2	150.	5.13E+03	-178	151.	-56
FD	170.	5.85E+03	180	175.	-59
L1	432.	5.03E+03	179	381.	-93
L3	254.	5.27E+03	179	209.	-95
L4	231.	5.37E+03	179	128.	-79
NF	—	—	—	—	—
NS	—	—	—	—	—

Table E-78. Minimum and maximum of F_x^{ptot} for one period at amplitude = 3.75 deg, frequency = 0.3831 rad/s, $F_n = 0.0$ in the case of prescribed pitch motion of Model 5613 scaled to $L = 154$ m.

Code	Unfiltered		Filtered	
	Minimum (kN)	Maximum (kN)	Minimum (kN)	Maximum (kN)
A1	-484.	2.21E+04	-452.	2.20E+04
A2	-4.91E+03	5.44E+03	-4.92E+03	5.41E+03
FD	-5.62E+03	6.23E+03	-5.59E+03	6.21E+03
L1	-4.22E+03	5.85E+03	-4.22E+03	5.84E+03
L3	-4.88E+03	5.78E+03	-4.88E+03	5.77E+03
L4	-5.10E+03	5.83E+03	-5.09E+03	5.82E+03
NF	—	—	—	—
NS	—	—	—	—

TASK 1/PITCH MOTION/MODEL 5613



Data identically zero, insufficient, or not available from NFA and NSHIPMO.

Figure E-40. Time history of $F_x^{p\text{tot}}$ for one period at amplitude = 5.00 deg, frequency = 0.3831 rad/s, Fn = 0.0 in the case of prescribed pitch motion of Model 5613 scaled to L = 154 m.

TASK 1/PITCH MOTION/MODEL 5613

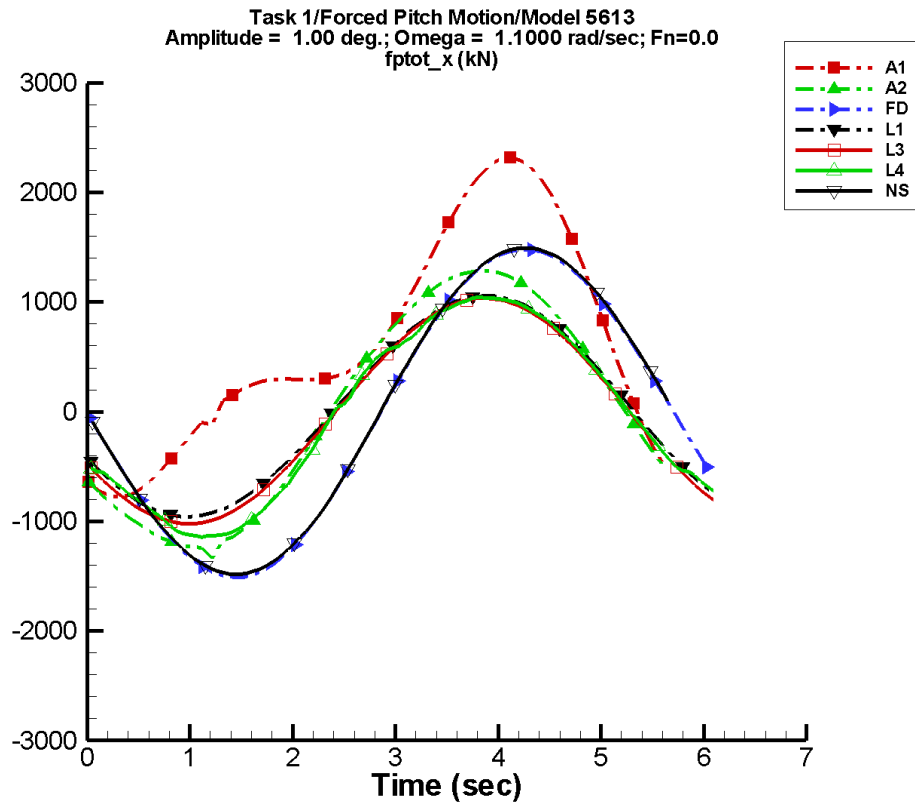
Table E-79. Coefficients of the Fourier fit $a_0 + a_1 \sin(\omega t + \Phi_1) + a_2 \sin(2\omega t + \Phi_2) + \dots$ of F_x^{ptot} for one period at amplitude = 5.00 deg, frequency = 0.3831 rad/s, $F_n = 0.0$ in the case of prescribed pitch motion of Model 5613 scaled to $L = 154$ m.

Code	a_0 (kN)	a_1 (kN)	Φ_1 (deg)	a_2 (kN)	Φ_2 (deg)
A1	1.54E+04	6.40E+03	-178	1.54E+04	-89
A2	243.	7.06E+03	-178	253.	-50
FD	268.	8.01E+03	180	271.	-54
L1	768.	6.71E+03	179	676.	-93
L3	437.	7.23E+03	179	321.	-95
L4	397.	7.38E+03	179	204.	-81
NF	—	—	—	—	—
NS	—	—	—	—	—

Table E-80. Minimum and maximum of F_x^{ptot} for one period at amplitude = 5.00 deg, frequency = 0.3831 rad/s, $F_n = 0.0$ in the case of prescribed pitch motion of Model 5613 scaled to $L = 154$ m.

Code	Unfiltered		Filtered	
	Minimum (kN)	Maximum (kN)	Minimum (kN)	Maximum (kN)
A1	-537.	3.72E+04	-576.	3.70E+04
A2	-6.79E+03	7.62E+03	-6.80E+03	7.59E+03
FD	-7.69E+03	8.64E+03	-7.66E+03	8.60E+03
L1	-5.26E+03	8.15E+03	-5.26E+03	8.14E+03
L3	-6.63E+03	8.10E+03	-6.62E+03	8.09E+03
L4	-6.95E+03	8.19E+03	-6.94E+03	8.17E+03
NF	—	—	—	—
NS	—	—	—	—

TASK 1/PITCH MOTION/MODEL 5613



Data identically zero, insufficient, or not available from NFA and NSHIPMO.

Figure E-41. Time history of $F_x^{p\text{tot}}$ for one period at amplitude = 1.00 deg, frequency = 1.1000 rad/s, Fn = 0.0 in the case of prescribed pitch motion of Model 5613 scaled to L = 154 m.

TASK 1/PITCH MOTION/MODEL 5613

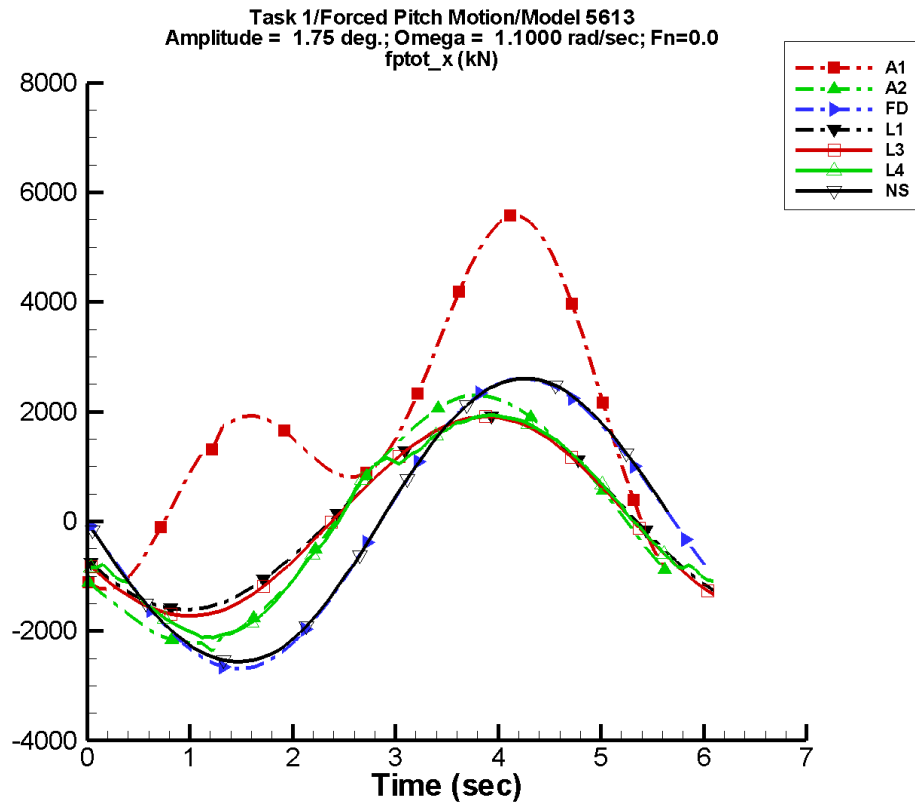
Table E-81. Coefficients of the Fourier fit $a_0 + a_1 \sin(\omega t + \Phi_1) + a_2 \sin(2\omega t + \Phi_2) + \dots$ of F_x^{ptot} for one period at amplitude = 1.00 deg, frequency = 1.1000 rad/s, $F_n = 0.0$ in the case of prescribed pitch motion of Model 5613 scaled to $L = 154$ m.

Code	a_0 (kN)	a_1 (kN)	Φ_1 (deg)	a_2 (kN)	Φ_2 (deg)
A1	607.	1.22E+03	-149	595.	-88
A2	12.6	1.27E+03	-151	27.4	37
FD	-11.6	1.49E+03	180	22.9	10
L1	45.9	1.01E+03	-153	13.6	-111
L3	3.51	1.03E+03	-153	8.31	-103
L4	-18.1	1.08E+03	-155	64.2	74
NF	—	—	—	—	—
NS	—	—	—	—	—

Table E-82. Minimum and maximum of F_x^{ptot} for one period at amplitude = 1.00 deg, frequency = 1.1000 rad/s, $F_n = 0.0$ in the case of prescribed pitch motion of Model 5613 scaled to $L = 154$ m.

Code	Unfiltered		Filtered	
	Minimum (kN)	Maximum (kN)	Minimum (kN)	Maximum (kN)
A1	-780.	2.32E+03	-710.	2.21E+03
A2	-1.34E+03	1.29E+03	-1.24E+03	1.25E+03
FD	-1.51E+03	1.48E+03	-1.46E+03	1.43E+03
L1	-957.	1.06E+03	-947.	1.05E+03
L3	-1.02E+03	1.04E+03	-1.01E+03	1.02E+03
L4	-1.14E+03	1.04E+03	-1.13E+03	1.03E+03
NF	—	—	—	—
NS	—	—	—	—

TASK 1/PITCH MOTION/MODEL 5613



Data identically zero, insufficient, or not available from NFA and NSHIPMO.

Figure E-42. Time history of $F_x^{p\text{tot}}$ for one period at amplitude = 1.75 deg, frequency = 1.1000 rad/s, Fn = 0.0 in the case of prescribed pitch motion of Model 5613 scaled to L = 154 m.

TASK 1/PITCH MOTION/MODEL 5613

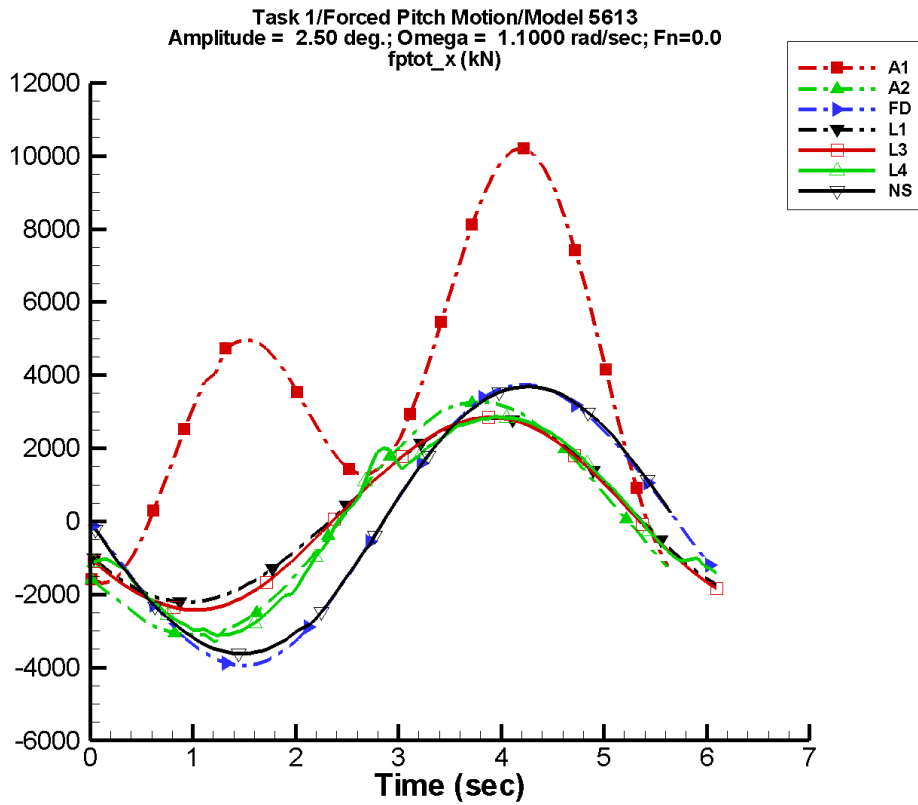
Table E-83. Coefficients of the Fourier fit $a_0 + a_1 \sin(\omega t + \Phi_1) + a_2 \sin(2\omega t + \Phi_2) + \dots$ of F_x^{ptot} for one period at amplitude = 1.75 deg, frequency = 1.1000 rad/s, $F_n = 0.0$ in the case of prescribed pitch motion of Model 5613 scaled to $L = 154$ m.

Code	a_0 (kN)	a_1 (kN)	Φ_1 (deg)	a_2 (kN)	Φ_2 (deg)
A1	1.84E+03	2.12E+03	-149	1.82E+03	-88
A2	-2.03	2.25E+03	-152	73.6	36
FD	-23.5	2.64E+03	180	72.0	17
L1	141.	1.76E+03	-153	41.7	-111
L3	84.1	1.82E+03	-153	15.9	-106
L4	19.3	1.96E+03	-157	175.	78
NF	—	—	—	—	—
NS	—	—	—	—	—

Table E-84. Minimum and maximum of F_x^{ptot} for one period at amplitude = 1.75 deg, frequency = 1.1000 rad/s, $F_n = 0.0$ in the case of prescribed pitch motion of Model 5613 scaled to $L = 154$ m.

Code	Unfiltered		Filtered	
	Minimum (kN)	Maximum (kN)	Minimum (kN)	Maximum (kN)
A1	-1.24E+03	5.57E+03	-1.19E+03	5.29E+03
A2	-2.37E+03	2.30E+03	-2.22E+03	2.21E+03
FD	-2.69E+03	2.61E+03	-2.60E+03	2.53E+03
L1	-1.61E+03	1.92E+03	-1.59E+03	1.90E+03
L3	-1.73E+03	1.91E+03	-1.71E+03	1.89E+03
L4	-2.12E+03	1.93E+03	-2.07E+03	1.90E+03
NF	—	—	—	—
NS	—	—	—	—

TASK 1/PITCH MOTION/MODEL 5613



Data identically zero, insufficient, or not available from NFA and NSHIPMO.

Figure E-43. Time history of $F_x^{p\text{tot}}$ for one period at amplitude = 2.50 deg, frequency = 1.1000 rad/s, Fn = 0.0 in the case of prescribed pitch motion of Model 5613 scaled to L = 154 m.

TASK 1/PITCH MOTION/MODEL 5613

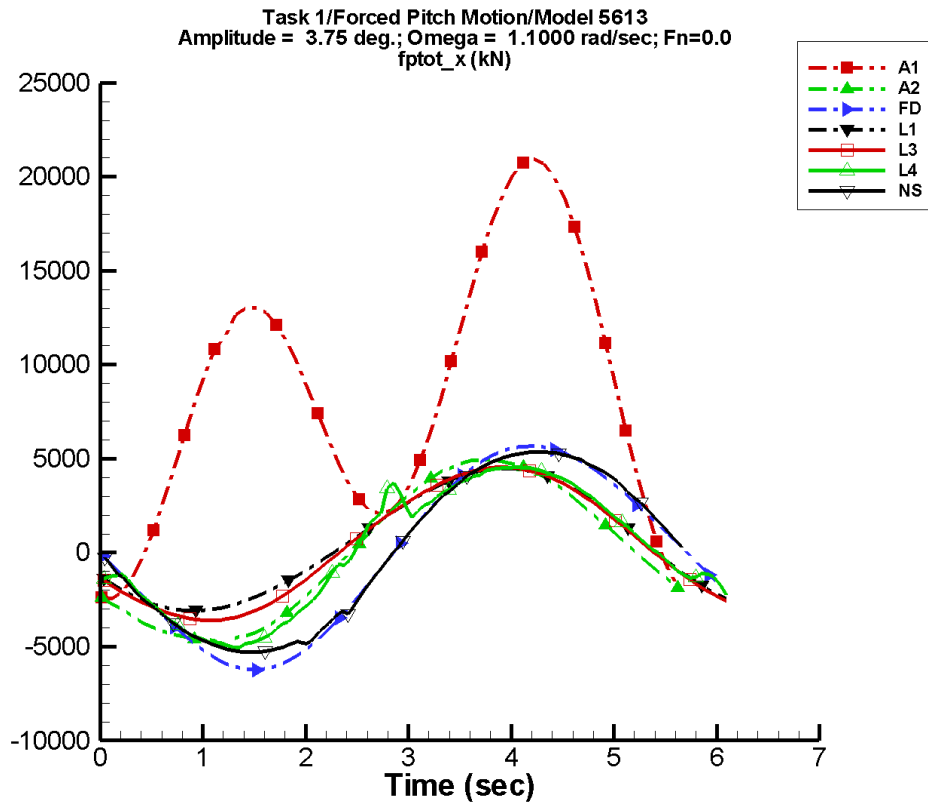
Table E-85. Coefficients of the Fourier fit $a_0 + a_1 \sin(\omega t + \Phi_1) + a_2 \sin(2\omega t + \Phi_2) + \dots$ of F_x^{ptot} for one period at amplitude = 2.50 deg, frequency = 1.1000 rad/s, $F_n = 0.0$ in the case of prescribed pitch motion of Model 5613 scaled to $L = 154$ m.

Code	a_0 (kN)	a_1 (kN)	Φ_1 (deg)	a_2 (kN)	Φ_2 (deg)
A1	3.77E+03	3.04E+03	-149	3.74E+03	-88
A2	-3.30	3.21E+03	-151	114.	22
FD	-48.7	3.81E+03	180	151.	21
L1	287.	2.52E+03	-153	85.1	-111
L3	201.	2.63E+03	-153	18.3	-113
L4	74.2	2.91E+03	-159	327.	78
NF	—	—	—	—	—
NS	—	—	—	—	—

Table E-86. Minimum and maximum of F_x^{ptot} for one period at amplitude = 2.50 deg, frequency = 1.1000 rad/s, $F_n = 0.0$ in the case of prescribed pitch motion of Model 5613 scaled to $L = 154$ m.

Code	Unfiltered		Filtered	
	Minimum (kN)	Maximum (kN)	Minimum (kN)	Maximum (kN)
A1	-1.70E+03	1.02E+04	-1.64E+03	9.67E+03
A2	-3.31E+03	3.26E+03	-3.11E+03	3.17E+03
FD	-3.95E+03	3.74E+03	-3.81E+03	3.63E+03
L1	-2.21E+03	2.83E+03	-2.18E+03	2.80E+03
L3	-2.42E+03	2.84E+03	-2.40E+03	2.81E+03
L4	-3.13E+03	2.87E+03	-3.05E+03	2.81E+03
NF	—	—	—	—
NS	—	—	—	—

TASK 1/PITCH MOTION/MODEL 5613



Data identically zero, insufficient, or not available from NFA and NSHIPMO.

Figure E-44. Time history of $F_x^{p\text{tot}}$ for one period at amplitude = 3.75 deg, frequency = 1.1000 rad/s, Fn = 0.0 in the case of prescribed pitch motion of Model 5613 scaled to L = 154 m.

TASK 1/PITCH MOTION/MODEL 5613

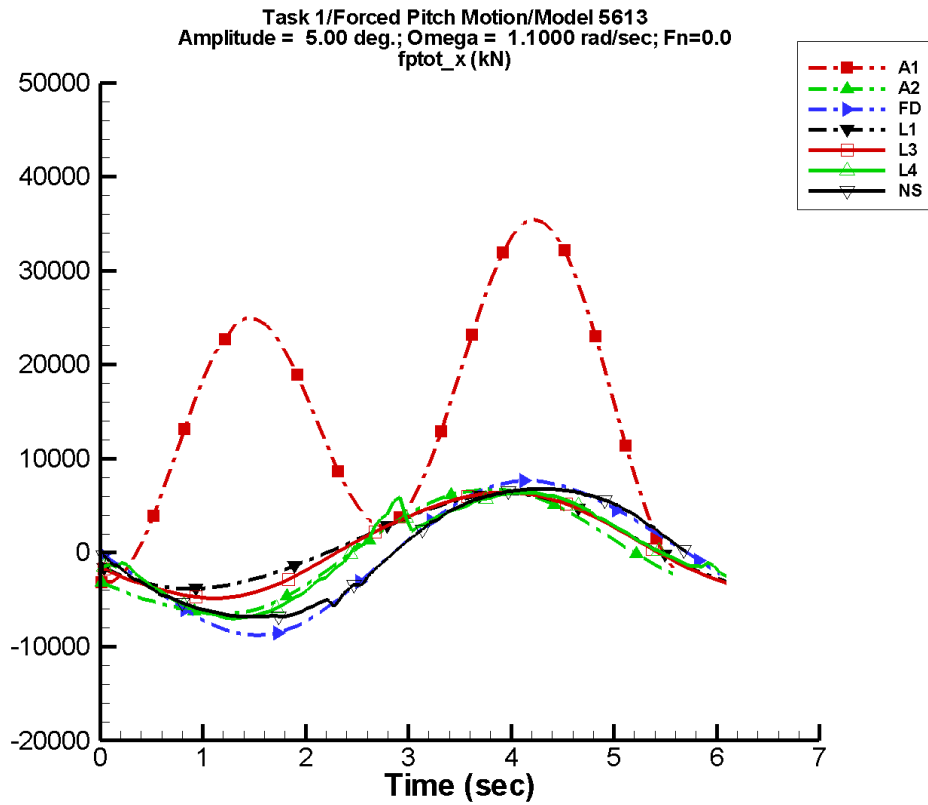
Table E-87. Coefficients of the Fourier fit $a_0 + a_1 \sin(\omega t + \Phi_1) + a_2 \sin(2\omega t + \Phi_2) + \dots$ of F_x^{ptot} for one period at amplitude = 3.75 deg, frequency = 1.1000 rad/s, $F_n = 0.0$ in the case of prescribed pitch motion of Model 5613 scaled to $L = 154$ m.

Code	a_0 (kN)	a_1 (kN)	Φ_1 (deg)	a_2 (kN)	Φ_2 (deg)
A1	8.48E+03	4.55E+03	-149	8.44E+03	-88
A2	-42.3	4.82E+03	-152	270.	23
FD	-129.	5.85E+03	180	354.	27
L1	647.	3.77E+03	-153	191.	-111
L3	468.	4.06E+03	-154	11.2	164
L4	196.	4.57E+03	-161	631.	81
NF	—	—	—	—	—
NS	—	—	—	—	—

Table E-88. Minimum and maximum of F_x^{ptot} for one period at amplitude = 3.75 deg, frequency = 1.1000 rad/s, $F_n = 0.0$ in the case of prescribed pitch motion of Model 5613 scaled to $L = 154$ m.

Code	Unfiltered		Filtered	
	Minimum (kN)	Maximum (kN)	Minimum (kN)	Maximum (kN)
A1	-2.44E+03	2.09E+04	-2.32E+03	1.98E+04
A2	-5.03E+03	4.94E+03	-4.73E+03	4.77E+03
FD	-6.24E+03	5.66E+03	-6.01E+03	5.48E+03
L1	-3.09E+03	4.49E+03	-3.05E+03	4.44E+03
L3	-3.61E+03	4.54E+03	-3.56E+03	4.49E+03
L4	-5.06E+03	4.56E+03	-4.88E+03	4.48E+03
NF	—	—	—	—
NS	—	—	—	—

TASK 1/PITCH MOTION/MODEL 5613



Data identically zero, insufficient, or not available from NFA and NSHIPMO.

Figure E-45. Time history of $F_x^{p\text{tot}}$ for one period at amplitude = 5.00 deg, frequency = 1.1000 rad/s, Fn = 0.0 in the case of prescribed pitch motion of Model 5613 scaled to L = 154 m.

TASK 1/PITCH MOTION/MODEL 5613

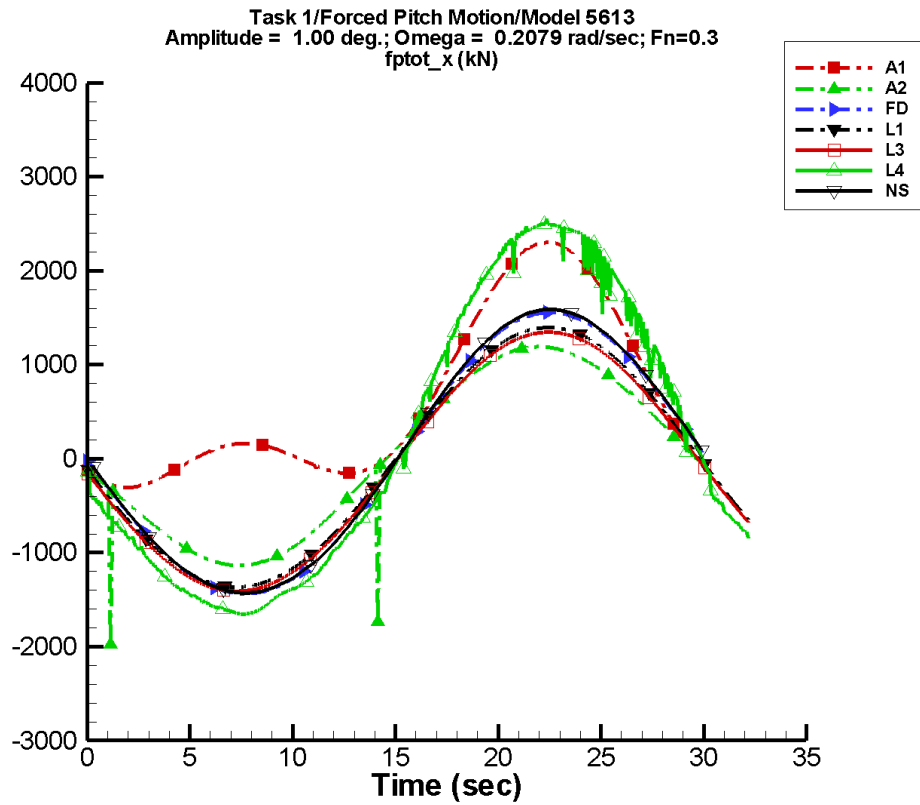
Table E-89. Coefficients of the Fourier fit $a_0 + a_1 \sin(\omega t + \Phi_1) + a_2 \sin(2\omega t + \Phi_2) + \dots$ of F_x^{ptot} for one period at amplitude = 5.00 deg, frequency = 1.1000 rad/s, $F_n = 0.0$ in the case of prescribed pitch motion of Model 5613 scaled to $L = 154$ m.

Code	a_0 (kN)	a_1 (kN)	Φ_1 (deg)	a_2 (kN)	Φ_2 (deg)
A1	1.51E+04	6.07E+03	-149	1.51E+04	-88
A2	-94.9	6.61E+03	-153	493.	23
FD	-264.	8.00E+03	180	654.	31
L1	1.15E+03	5.03E+03	-153	340.	-111
L3	817.	5.59E+03	-155	60.4	101
L4	341.	6.33E+03	-163	999.	83
NF	—	—	—	—	—
NS	—	—	—	—	—

Table E-90. Minimum and maximum of F_x^{ptot} for one period at amplitude = 5.00 deg, frequency = 1.1000 rad/s, $F_n = 0.0$ in the case of prescribed pitch motion of Model 5613 scaled to $L = 154$ m.

Code	Unfiltered		Filtered	
	Minimum (kN)	Maximum (kN)	Minimum (kN)	Maximum (kN)
A1	-3.17E+03	3.55E+04	-2.90E+03	3.35E+04
A2	-6.95E+03	6.77E+03	-6.59E+03	6.54E+03
FD	-8.81E+03	7.65E+03	-8.46E+03	7.39E+03
L1	-3.83E+03	6.31E+03	-3.77E+03	6.24E+03
L3	-4.85E+03	6.41E+03	-4.78E+03	6.34E+03
L4	-7.04E+03	6.40E+03	-6.83E+03	6.29E+03
NF	—	—	—	—
NS	—	—	—	—

TASK 1/PITCH MOTION/MODEL 5613



Data identically zero, insufficient, or not available from NFA and NSHIPMO.

Figure E-46. Time history of $F_x^{p\text{tot}}$ for one period at amplitude = 1.00 deg, frequency = 0.2079 rad/s, Fn = 0.3 in the case of prescribed pitch motion of Model 5613 scaled to L = 154 m.

TASK 1/PITCH MOTION/MODEL 5613

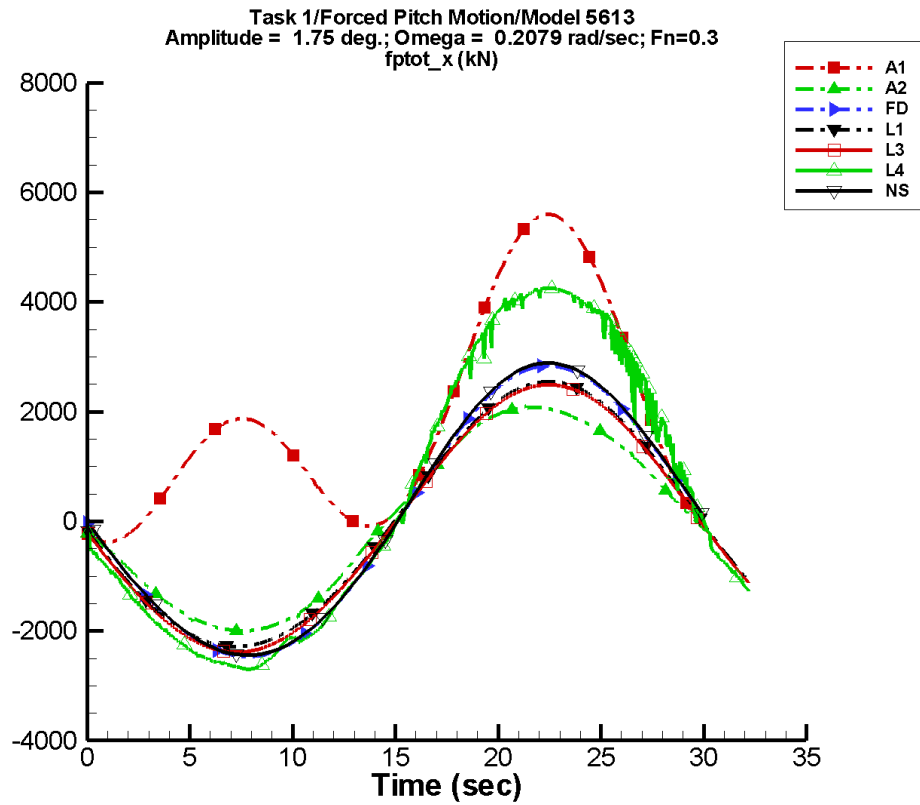
Table E-91. Coefficients of the Fourier fit $a_0 + a_1 \sin(\omega t + \Phi_1) + a_2 \sin(2\omega t + \Phi_2) + \dots$ of F_x^{ptot} for one period at amplitude = 1.00 deg, frequency = 0.2079 rad/s, $F_n = 0.3$ in the case of prescribed pitch motion of Model 5613 scaled to $L = 154$ m.

Code	a_0 (kN)	a_1 (kN)	Φ_1 (deg)	a_2 (kN)	Φ_2 (deg)
A1	614.	1.07E+03	-174	615.	-87
A2	10.6	1.14E+03	-174	42.9	-24
FD	25.9	1.49E+03	180	40.3	-57
L1	-12.3	1.38E+03	-177	27.9	-94
L3	-54.7	1.38E+03	-177	23.1	-94
L4	207.	2.05E+03	-178	258.	-86
NF	—	—	—	—	—
NS	—	—	—	—	—

Table E-92. Minimum and maximum of F_x^{ptot} for one period at amplitude = 1.00 deg, frequency = 0.2079 rad/s, $F_n = 0.3$ in the case of prescribed pitch motion of Model 5613 scaled to $L = 154$ m.

Code	Unfiltered		Filtered	
	Minimum (kN)	Maximum (kN)	Minimum (kN)	Maximum (kN)
A1	-319.	2.30E+03	-317.	2.30E+03
A2	-1.97E+03	1.20E+03	-1.14E+03	1.19E+03
FD	-1.44E+03	1.56E+03	-1.44E+03	1.55E+03
L1	-1.37E+03	1.40E+03	-1.36E+03	1.40E+03
L3	-1.41E+03	1.35E+03	-1.41E+03	1.35E+03
L4	-1.66E+03	2.56E+03	-1.65E+03	2.50E+03
NF	—	—	—	—
NS	—	—	—	—

TASK 1/PITCH MOTION/MODEL 5613



Data identically zero, insufficient, or not available from NFA and NSHIPMO.

Figure E-47. Time history of $F_x^{p\text{tot}}$ for one period at amplitude = 1.75 deg, frequency = 0.2079 rad/s, $F_n = 0.3$ in the case of prescribed pitch motion of Model 5613 scaled to $L = 154$ m.

TASK 1/PITCH MOTION/MODEL 5613

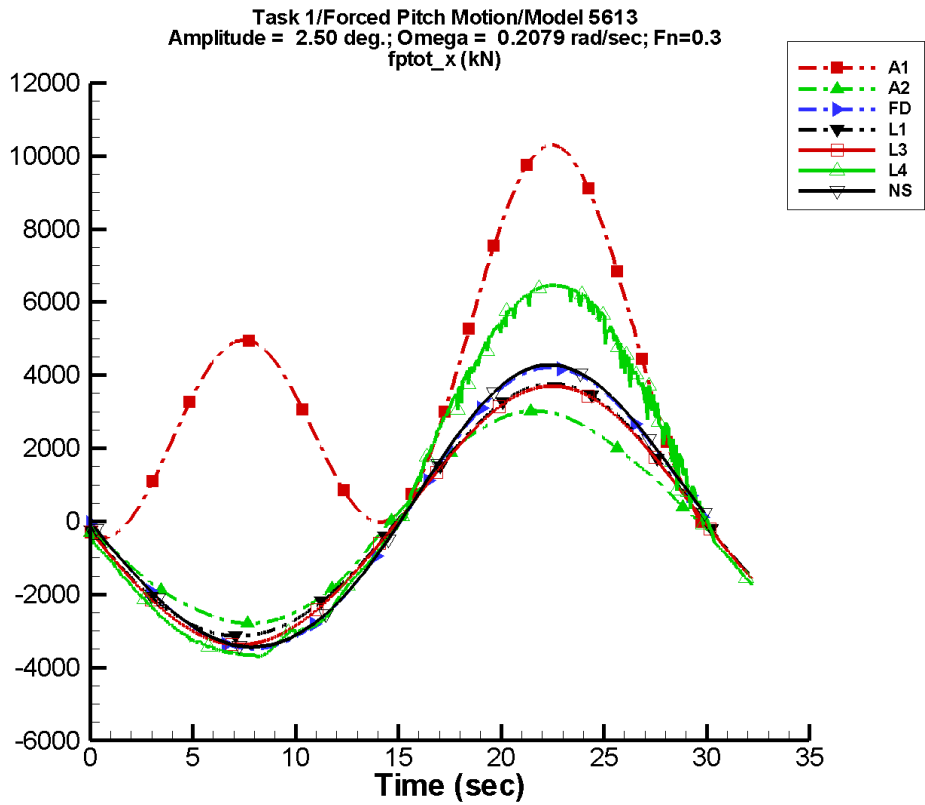
Table E-93. Coefficients of the Fourier fit $a_0 + a_1 \sin(\omega t + \Phi_1) + a_2 \sin(2\omega t + \Phi_2) + \dots$ of F_x^{ptot} for one period at amplitude = 1.75 deg, frequency = 0.2079 rad/s, Fn = 0.3 in the case of prescribed pitch motion of Model 5613 scaled to L = 154 m.

Code	a_0 (kN)	a_1 (kN)	Φ_1 (deg)	a_2 (kN)	Φ_2 (deg)
A1	1.86E+03	1.87E+03	-174	1.87E+03	-87
A2	19.0	2.03E+03	-174	107.	2
FD	91.3	2.64E+03	180	117.	-55
L1	48.1	2.42E+03	-177	85.6	-94
L3	-8.61	2.43E+03	-177	61.1	-94
L4	464.	3.47E+03	-177	424.	-85
NF	—	—	—	—	—
NS	—	—	—	—	—

Table E-94. Minimum and maximum of F_x^{ptot} for one period at amplitude = 1.75 deg, frequency = 0.2079 rad/s, Fn = 0.3 in the case of prescribed pitch motion of Model 5613 scaled to L = 154 m.

Code	Unfiltered		Filtered	
	Minimum (kN)	Maximum (kN)	Minimum (kN)	Maximum (kN)
A1	-402.	5.60E+03	-385.	5.59E+03
A2	-2.00E+03	2.11E+03	-2.00E+03	2.08E+03
FD	-2.47E+03	2.84E+03	-2.46E+03	2.83E+03
L1	-2.28E+03	2.55E+03	-2.28E+03	2.55E+03
L3	-2.39E+03	2.49E+03	-2.39E+03	2.49E+03
L4	-2.70E+03	4.26E+03	-2.69E+03	4.26E+03
NF	—	—	—	—
NS	—	—	—	—

TASK 1/PITCH MOTION/MODEL 5613



Data identically zero, insufficient, or not available from NFA and NSHIPMO.

Figure E-48. Time history of $F_x^{p\text{tot}}$ for one period at amplitude = 2.50 deg, frequency = 0.2079 rad/s, Fn = 0.3 in the case of prescribed pitch motion of Model 5613 scaled to L = 154 m.

TASK 1/PITCH MOTION/MODEL 5613

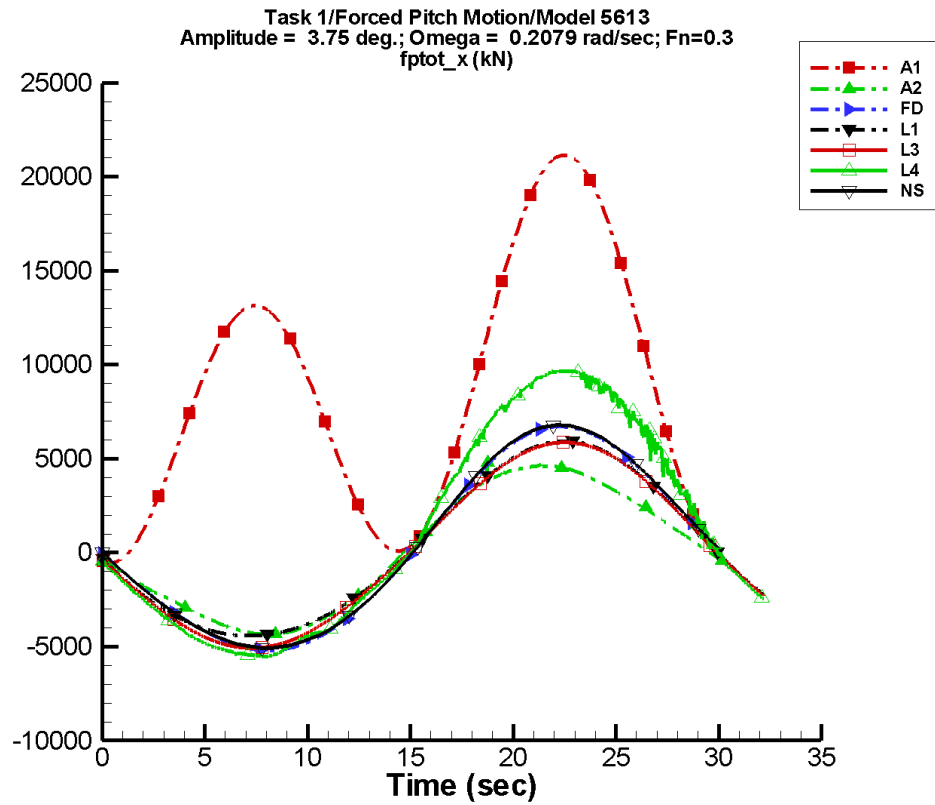
Table E-95. Coefficients of the Fourier fit $a_0 + a_1 \sin(\omega t + \Phi_1) + a_2 \sin(2\omega t + \Phi_2) + \dots$ of F_x^{ptot} for one period at amplitude = 2.50 deg, frequency = 0.2079 rad/s, $F_n = 0.3$ in the case of prescribed pitch motion of Model 5613 scaled to $L = 154$ m.

Code	a_0 (kN)	a_1 (kN)	Φ_1 (deg)	a_2 (kN)	Φ_2 (deg)
A1	3.81E+03	2.68E+03	-174	3.82E+03	-87
A2	36.9	2.88E+03	-174	215.	-8
FD	185.	3.81E+03	180	228.	-53
L1	141.	3.45E+03	-177	175.	-94
L3	54.9	3.51E+03	-177	110.	-95
L4	775.	4.98E+03	-178	675.	-86
NF	—	—	—	—	—
NS	—	—	—	—	—

Table E-96. Minimum and maximum of F_x^{ptot} for one period at amplitude = 2.50 deg, frequency = 0.2079 rad/s, $F_n = 0.3$ in the case of prescribed pitch motion of Model 5613 scaled to $L = 154$ m.

Code	Unfiltered		Filtered	
	Minimum (kN)	Maximum (kN)	Minimum (kN)	Maximum (kN)
A1	-465.	1.03E+04	-449.	1.03E+04
A2	-2.79E+03	3.07E+03	-2.79E+03	3.02E+03
FD	-3.48E+03	4.21E+03	-3.48E+03	4.21E+03
L1	-3.14E+03	3.76E+03	-3.14E+03	3.76E+03
L3	-3.38E+03	3.70E+03	-3.37E+03	3.70E+03
L4	-3.70E+03	6.46E+03	-3.68E+03	6.46E+03
NF	—	—	—	—
NS	—	—	—	—

TASK 1/PITCH MOTION/MODEL 5613



Data identically zero, insufficient, or not available from NFA and NSHIPMO.

Figure E-49. Time history of $F_x^{p\text{tot}}$ for one period at amplitude = 3.75 deg, frequency = 0.2079 rad/s, Fn = 0.3 in the case of prescribed pitch motion of Model 5613 scaled to L = 154 m.

TASK 1/PITCH MOTION/MODEL 5613

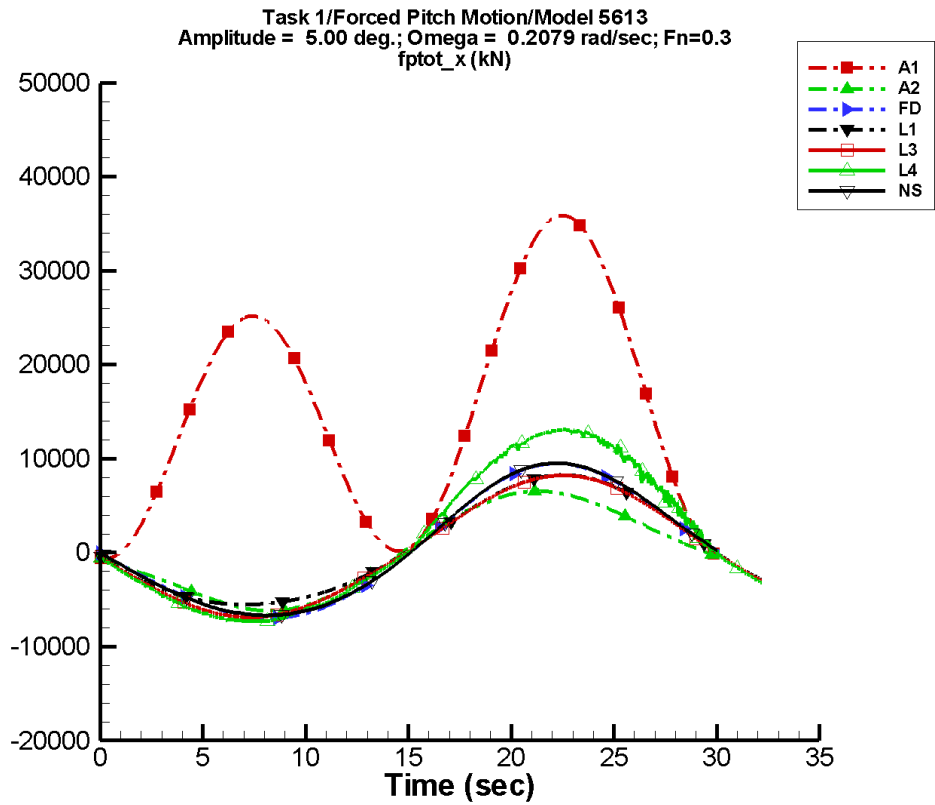
Table E-97. Coefficients of the Fourier fit $a_0 + a_1 \sin(\omega t + \Phi_1) + a_2 \sin(2\omega t + \Phi_2) + \dots$ of F_x^{ptot} for one period at amplitude = 3.75 deg, frequency = 0.2079 rad/s, $F_n = 0.3$ in the case of prescribed pitch motion of Model 5613 scaled to $L = 154$ m.

Code	a_0 (kN)	a_1 (kN)	Φ_1 (deg)	a_2 (kN)	Φ_2 (deg)
A1	8.57E+03	4.02E+03	-174	8.58E+03	-87
A2	50.0	4.36E+03	-174	495.	-3
FD	398.	5.85E+03	180	484.	-50
L1	370.	5.17E+03	-177	393.	-94
L3	191.	5.40E+03	-177	207.	-96
L4	1.24E+03	7.46E+03	-178	960.	-86
NF	—	—	—	—	—
NS	—	—	—	—	—

Table E-98. Minimum and maximum of F_x^{ptot} for one period at amplitude = 3.75 deg, frequency = 0.2079 rad/s, $F_n = 0.3$ in the case of prescribed pitch motion of Model 5613 scaled to $L = 154$ m.

Code	Unfiltered		Filtered	
	Minimum (kN)	Maximum (kN)	Minimum (kN)	Maximum (kN)
A1	-587.	2.12E+04	-550.	2.11E+04
A2	-4.34E+03	4.80E+03	-4.34E+03	4.61E+03
FD	-5.20E+03	6.71E+03	-5.19E+03	6.72E+03
L1	-4.42E+03	5.93E+03	-4.42E+03	5.93E+03
L3	-5.08E+03	5.87E+03	-5.07E+03	5.86E+03
L4	-5.51E+03	9.68E+03	-5.51E+03	9.67E+03
NF	—	—	—	—
NS	—	—	—	—

TASK 1/PITCH MOTION/MODEL 5613



Data identically zero, insufficient, or not available from NFA and NSHIPMO.

Figure E-50. Time history of $F_x^{p\text{tot}}$ for one period at amplitude = 5.00 deg, frequency = 0.2079 rad/s, Fn = 0.3 in the case of prescribed pitch motion of Model 5613 scaled to L = 154 m.

TASK 1/PITCH MOTION/MODEL 5613

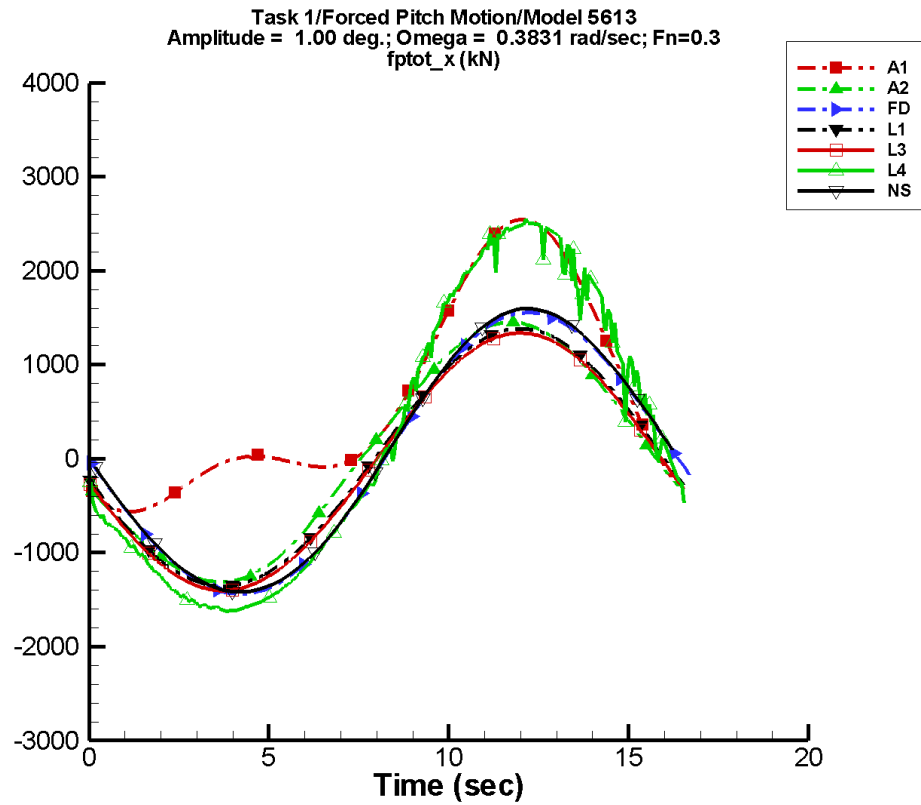
Table E-99. Coefficients of the Fourier fit $a_0 + a_1 \sin(\omega t + \Phi_1) + a_2 \sin(2\omega t + \Phi_2) + \dots$ of F_x^{ptot} for one period at amplitude = 5.00 deg, frequency = 0.2079 rad/s, $F_n = 0.3$ in the case of prescribed pitch motion of Model 5613 scaled to $L = 154$ m.

Code	a_0 (kN)	a_1 (kN)	Φ_1 (deg)	a_2 (kN)	Φ_2 (deg)
A1	1.53E+04	5.36E+03	-174	1.53E+04	-87
A2	59.5	6.02E+03	-175	879.	-1
FD	672.	8.01E+03	180	823.	-48
L1	689.	6.90E+03	-177	698.	-94
L3	357.	7.40E+03	-177	314.	-96
L4	1.71E+03	1.00E+04	-178	1.27E+03	-87
NF	—	—	—	—	—
NS	—	—	—	—	—

Table E-100. Minimum and maximum of F_x^{ptot} for one period at amplitude = 5.00 deg, frequency = 0.2079 rad/s, $F_n = 0.3$ in the case of prescribed pitch motion of Model 5613 scaled to $L = 154$ m.

Code	Unfiltered		Filtered	
	Minimum (kN)	Maximum (kN)	Minimum (kN)	Maximum (kN)
A1	-709.	3.59E+04	-698.	3.58E+04
A2	-6.19E+03	6.67E+03	-6.18E+03	6.55E+03
FD	-6.97E+03	9.50E+03	-6.96E+03	9.51E+03
L1	-5.52E+03	8.27E+03	-5.52E+03	8.27E+03
L3	-6.88E+03	8.22E+03	-6.87E+03	8.22E+03
L4	-7.31E+03	1.31E+04	-7.31E+03	1.31E+04
NF	—	—	—	—
NS	—	—	—	—

TASK 1/PITCH MOTION/MODEL 5613



Data identically zero, insufficient, or not available from NFA and NSHIPMO.

Figure E-51. Time history of $F_x^{p\text{tot}}$ for one period at amplitude = 1.00 deg, frequency = 0.3831 rad/s, $F_n = 0.3$ in the case of prescribed pitch motion of Model 5613 scaled to $L = 154$ m.

TASK 1/PITCH MOTION/MODEL 5613

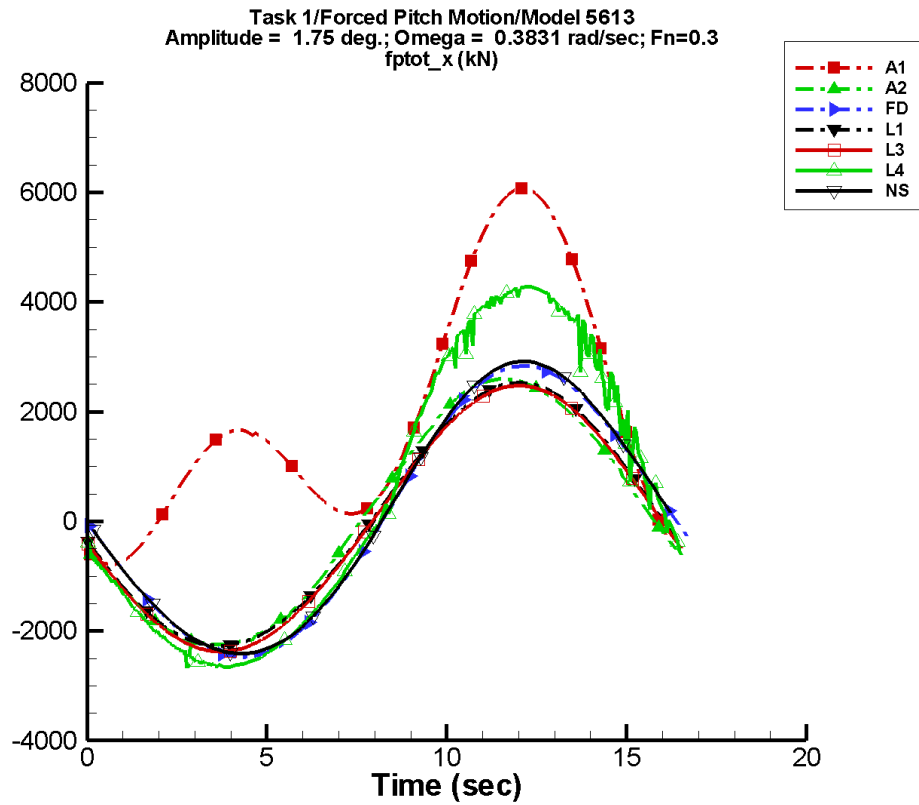
Table E-101. Coefficients of the Fourier fit $a_0 + a_1 \sin(\omega t + \Phi_1) + a_2 \sin(2\omega t + \Phi_2) + \dots$ of F_x^{ptot} for one period at amplitude = 1.00 deg, frequency = 0.3831 rad/s, $F_n = 0.3$ in the case of prescribed pitch motion of Model 5613 scaled to $L = 154$ m.

Code	a_0 (kN)	a_1 (kN)	Φ_1 (deg)	a_2 (kN)	Φ_2 (deg)
A1	633.	1.30E+03	-167	636.	-87
A2	38.9	1.36E+03	-167	38.2	-35
FD	25.0	1.49E+03	180	45.3	-46
L1	-11.0	1.37E+03	-173	27.0	-96
L3	-53.4	1.37E+03	-173	22.6	-97
L4	192.	2.03E+03	-175	270.	-82
NF	—	—	—	—	—
NS	—	—	—	—	—

Table E-102. Minimum and maximum of F_x^{ptot} for one period at amplitude = 1.00 deg, frequency = 0.3831 rad/s, $F_n = 0.3$ in the case of prescribed pitch motion of Model 5613 scaled to $L = 154$ m.

Code	Unfiltered		Filtered	
	Minimum (kN)	Maximum (kN)	Minimum (kN)	Maximum (kN)
A1	-566.	2.55E+03	-559.	2.53E+03
A2	-1.33E+03	1.45E+03	-1.31E+03	1.45E+03
FD	-1.44E+03	1.55E+03	-1.43E+03	1.55E+03
L1	-1.36E+03	1.38E+03	-1.35E+03	1.38E+03
L3	-1.40E+03	1.34E+03	-1.40E+03	1.34E+03
L4	-1.62E+03	2.56E+03	-1.62E+03	2.50E+03
NF	—	—	—	—
NS	—	—	—	—

TASK 1/PITCH MOTION/MODEL 5613



Data identically zero, insufficient, or not available from NFA and NSHIPMO.

Figure E-52. Time history of $F_x^{p\text{tot}}$ for one period at amplitude = 1.75 deg, frequency = 0.3831 rad/s, $F_n = 0.3$ in the case of prescribed pitch motion of Model 5613 scaled to $L = 154$ m.

TASK 1/PITCH MOTION/MODEL 5613

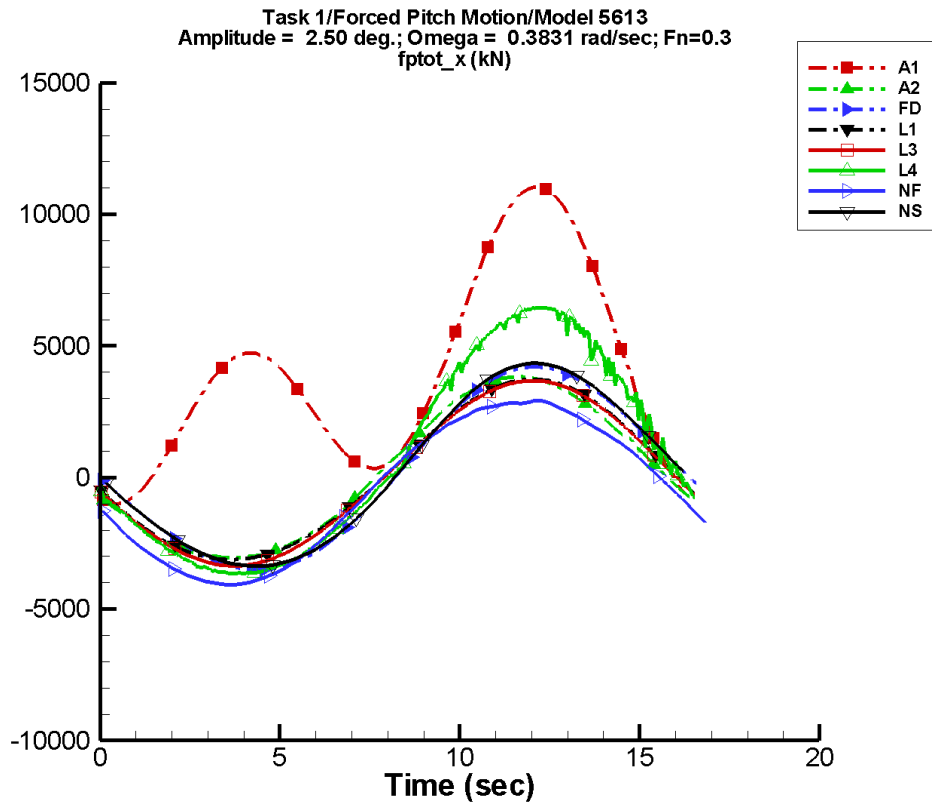
Table E-103. Coefficients of the Fourier fit $a_0 + a_1 \sin(\omega t + \Phi_1) + a_2 \sin(2\omega t + \Phi_2) + \dots$ of F_x^{ptot} for one period at amplitude = 1.75 deg, frequency = 0.3831 rad/s, $F_n = 0.3$ in the case of prescribed pitch motion of Model 5613 scaled to $L = 154$ m.

Code	a_0 (kN)	a_1 (kN)	Φ_1 (deg)	a_2 (kN)	Φ_2 (deg)
A1	1.93E+03	2.26E+03	-167	1.93E+03	-87
A2	77.8	2.42E+03	-168	97.3	-35
FD	88.7	2.64E+03	180	133.	-44
L1	52.0	2.40E+03	-173	82.7	-96
L3	-4.61	2.42E+03	-173	60.5	-99
L4	436.	3.45E+03	-175	433.	-81
NF	—	—	—	—	—
NS	—	—	—	—	—

Table E-104. Minimum and maximum of F_x^{ptot} for one period at amplitude = 1.75 deg, frequency = 0.3831 rad/s, $F_n = 0.3$ in the case of prescribed pitch motion of Model 5613 scaled to $L = 154$ m.

Code	Unfiltered		Filtered	
	Minimum (kN)	Maximum (kN)	Minimum (kN)	Maximum (kN)
A1	-789.	6.07E+03	-756.	6.04E+03
A2	-2.74E+03	2.60E+03	-2.25E+03	2.59E+03
FD	-2.48E+03	2.83E+03	-2.47E+03	2.82E+03
L1	-2.27E+03	2.53E+03	-2.27E+03	2.52E+03
L3	-2.38E+03	2.48E+03	-2.37E+03	2.47E+03
L4	-2.65E+03	4.28E+03	-2.65E+03	4.27E+03
NF	—	—	—	—
NS	—	—	—	—

TASK 1/PITCH MOTION/MODEL 5613



Data identically zero, insufficient, or not available from NSHIPMO.

Figure E-53. Time history of $F_x^{p\text{tot}}$ for one period at amplitude = 2.50 deg, frequency = 0.3831 rad/s, Fn = 0.3 in the case of prescribed pitch motion of Model 5613 scaled to L = 154 m.

TASK 1/PITCH MOTION/MODEL 5613

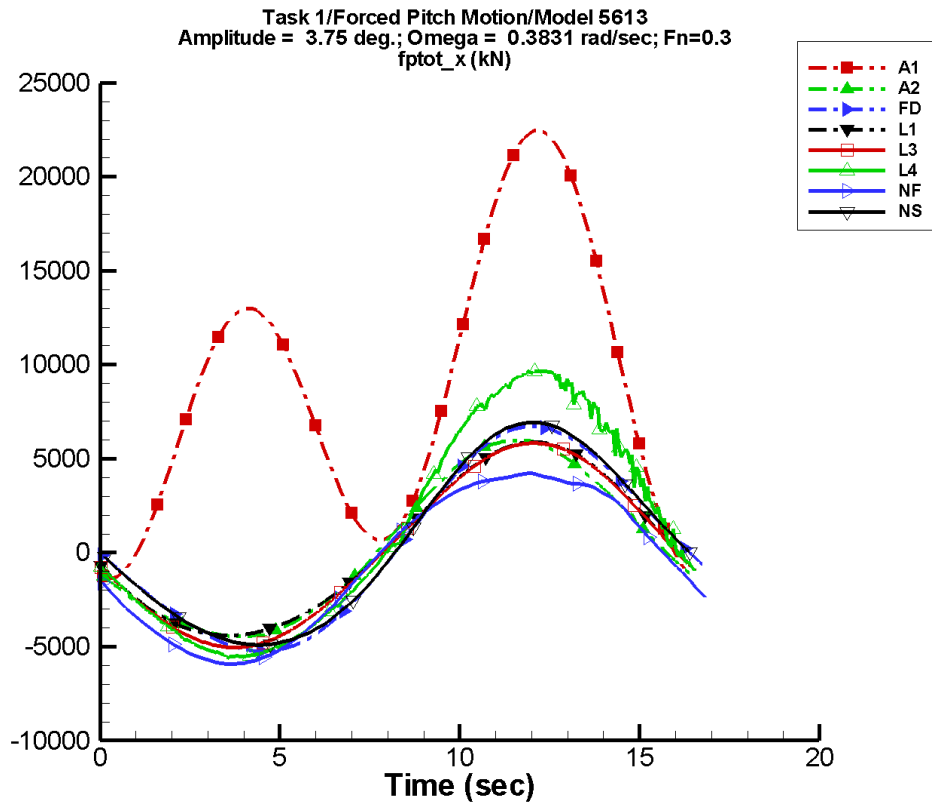
Table E-105. Coefficients of the Fourier fit $a_0 + a_1 \sin(\omega t + \Phi_1) + a_2 \sin(2\omega t + \Phi_2) + \dots$ of F_x^{ptot} for one period at amplitude = 2.50 deg, frequency = 0.3831 rad/s, $F_n = 0.3$ in the case of prescribed pitch motion of Model 5613 scaled to $L = 154$ m.

Code	a_0 (kN)	a_1 (kN)	Φ_1 (deg)	a_2 (kN)	Φ_2 (deg)
A1	3.94E+03	3.23E+03	-167	3.95E+03	-87
A2	166.	3.43E+03	-168	234.	-44
FD	180.	3.81E+03	180	264.	-43
L1	149.	3.43E+03	-173	169.	-96
L3	63.1	3.49E+03	-173	110.	-100
L4	745.	4.97E+03	-175	683.	-84
NF	-570.	3.37E+03	-126	202.	119
NS	—	—	—	—	—

Table E-106. Minimum and maximum of F_x^{ptot} for one period at amplitude = 2.50 deg, frequency = 0.3831 rad/s, $F_n = 0.3$ in the case of prescribed pitch motion of Model 5613 scaled to $L = 154$ m.

Code	Unfiltered		Filtered	
	Minimum (kN)	Maximum (kN)	Minimum (kN)	Maximum (kN)
A1	-1.00E+03	1.10E+04	-948.	1.10E+04
A2	-3.07E+03	3.83E+03	-3.04E+03	3.81E+03
FD	-3.50E+03	4.21E+03	-3.49E+03	4.19E+03
L1	-3.12E+03	3.73E+03	-3.12E+03	3.73E+03
L3	-3.36E+03	3.68E+03	-3.35E+03	3.67E+03
L4	-3.65E+03	6.46E+03	-3.64E+03	6.45E+03
NF	-4.11E+03	2.92E+03	-4.09E+03	2.86E+03
NS	—	—	—	—

TASK 1/PITCH MOTION/MODEL 5613



Data identically zero, insufficient, or not available from NSHIPMO.

Figure E-54. Time history of $F_x^{p\text{tot}}$ for one period at amplitude = 3.75 deg, frequency = 0.3831 rad/s, Fn = 0.3 in the case of prescribed pitch motion of Model 5613 scaled to L = 154 m.

TASK 1/PITCH MOTION/MODEL 5613

Table E-107. Coefficients of the Fourier fit $a_0 + a_1 \sin(\omega t + \Phi_1) + a_2 \sin(2\omega t + \Phi_2) + \dots$ of F_x^{ptot} for one period at amplitude = 3.75 deg, frequency = 0.3831 rad/s, $F_n = 0.3$ in the case of prescribed pitch motion of Model 5613 scaled to $L = 154$ m.

Code	a_0 (kN)	a_1 (kN)	Φ_1 (deg)	a_2 (kN)	Φ_2 (deg)
A1	8.86E+03	4.84E+03	-167	8.88E+03	-87
A2	341.	5.17E+03	-168	505.	-40
FD	386.	5.85E+03	180	569.	-40
L1	388.	5.14E+03	-173	380.	-96
L3	210.	5.37E+03	-173	210.	-102
L4	1.18E+03	7.42E+03	-175	955.	-82
NF	-693.	4.96E+03	-128	306.	136
NS	—	—	—	—	—

Table E-108. Minimum and maximum of F_x^{ptot} for one period at amplitude = 3.75 deg, frequency = 0.3831 rad/s, $F_n = 0.3$ in the case of prescribed pitch motion of Model 5613 scaled to $L = 154$ m.

Code	Unfiltered		Filtered	
	Minimum (kN)	Maximum (kN)	Minimum (kN)	Maximum (kN)
A1	-1.36E+03	2.25E+04	-1.37E+03	2.23E+04
A2	-4.46E+03	5.98E+03	-4.44E+03	5.96E+03
FD	-5.25E+03	6.71E+03	-5.23E+03	6.68E+03
L1	-4.40E+03	5.88E+03	-4.40E+03	5.87E+03
L3	-5.04E+03	5.83E+03	-5.04E+03	5.82E+03
L4	-5.60E+03	9.67E+03	-5.53E+03	9.65E+03
NF	-6.00E+03	4.23E+03	-5.96E+03	4.13E+03
NS	—	—	—	—

TASK 1/PITCH MOTION/MODEL 5613

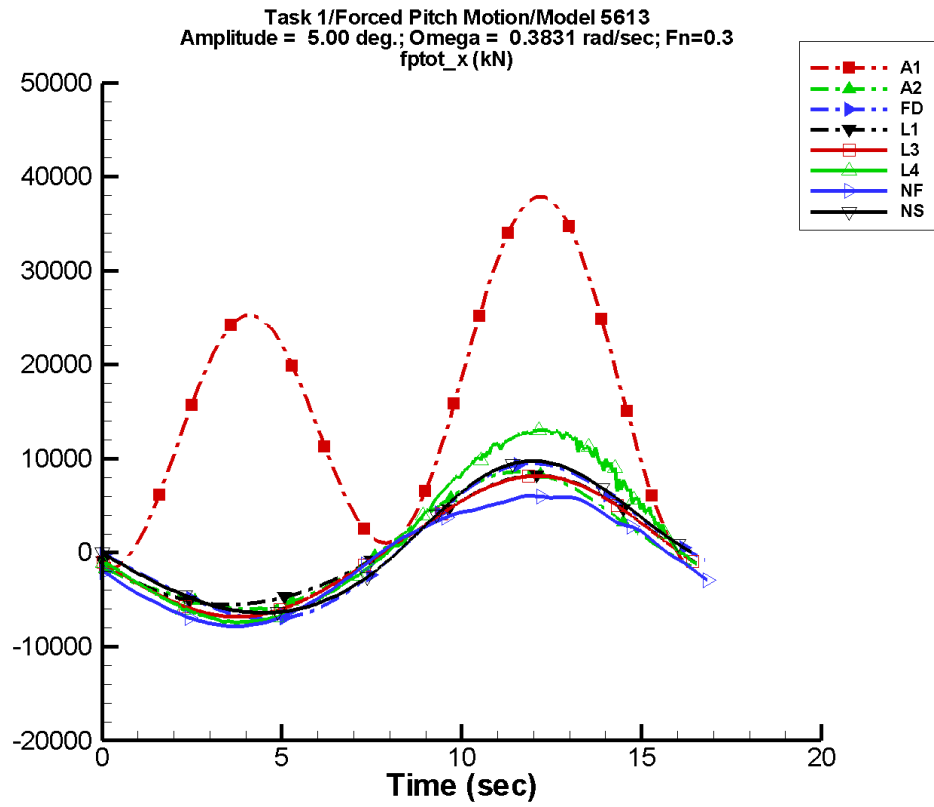


Figure E-55. Time history of F_x^{ptot} for one period at amplitude = 5.00 deg, frequency = 0.3831 rad/s, $F_n = 0.3$ in the case of prescribed pitch motion of Model 5613 scaled to $L = 154$ m.

TASK 1/PITCH MOTION/MODEL 5613

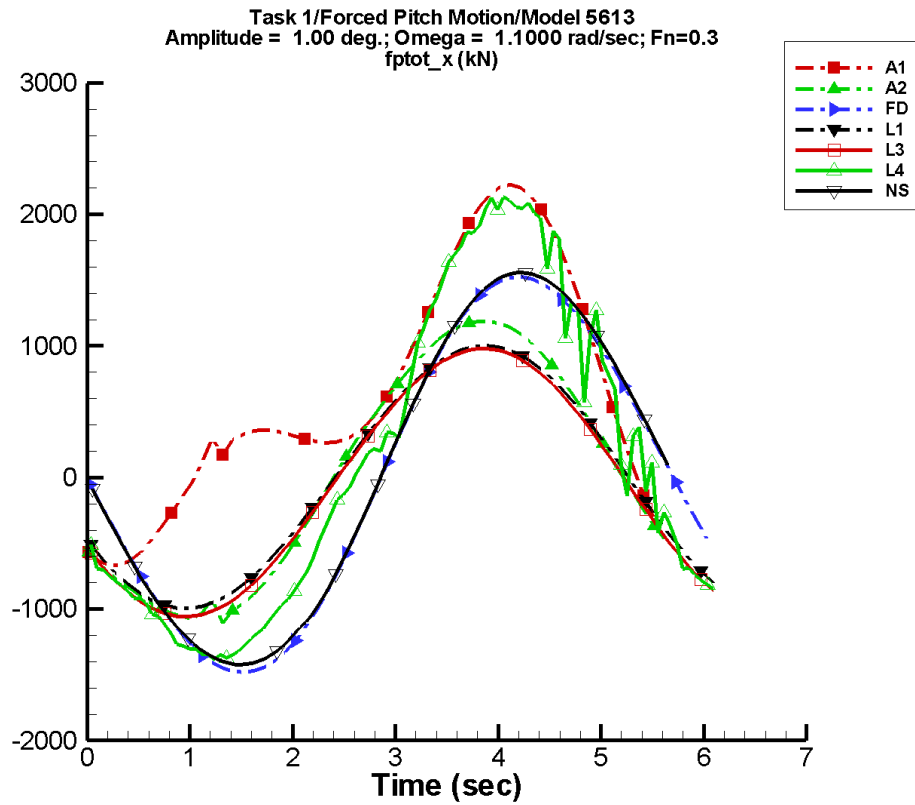
Table E-109. Coefficients of the Fourier fit $a_0 + a_1 \sin(\omega t + \Phi_1) + a_2 \sin(2\omega t + \Phi_2) + \dots$ of F_x^{ptot} for one period at amplitude = 5.00 deg, frequency = 0.3831 rad/s, $F_n = 0.3$ in the case of prescribed pitch motion of Model 5613 scaled to $L = 154$ m.

Code	a_0 (kN)	a_1 (kN)	Φ_1 (deg)	a_2 (kN)	Φ_2 (deg)
A1	1.58E+04	6.46E+03	-167	1.58E+04	-87
A2	587.	7.10E+03	-168	890.	-38
FD	652.	8.01E+03	180	981.	-38
L1	721.	6.85E+03	-173	675.	-96
L3	390.	7.36E+03	-173	324.	-103
L4	1.63E+03	9.95E+03	-176	1.28E+03	-84
NF	-780.	6.69E+03	-129	309.	134
NS	849.	7.92E+03	-179	1.05E+03	-53

Table E-110. Minimum and maximum of F_x^{ptot} for one period at amplitude = 5.00 deg, frequency = 0.3831 rad/s, $F_n = 0.3$ in the case of prescribed pitch motion of Model 5613 scaled to $L = 154$ m.

Code	Unfiltered		Filtered	
	Minimum (kN)	Maximum (kN)	Minimum (kN)	Maximum (kN)
A1	-1.72E+03	3.79E+04	-1.78E+03	3.76E+04
A2	-5.98E+03	8.61E+03	-5.97E+03	8.56E+03
FD	-7.09E+03	9.51E+03	-7.06E+03	9.46E+03
L1	-5.52E+03	8.21E+03	-5.51E+03	8.19E+03
L3	-6.83E+03	8.17E+03	-6.82E+03	8.16E+03
L4	-7.43E+03	1.31E+04	-7.39E+03	1.30E+04
NF	-7.92E+03	6.04E+03	-7.87E+03	5.95E+03
NS	-6.40E+03	9.76E+03	-6.37E+03	9.72E+03

TASK 1/PITCH MOTION/MODEL 5613



Data identically zero, insufficient, or not available from NFA.

Figure E-56. Time history of $F_x^{p\text{tot}}$ for one period at amplitude = 1.00 deg, frequency = 1.1000 rad/s, $F_n = 0.3$ in the case of prescribed pitch motion of Model 5613 scaled to $L = 154$ m.

TASK 1/PITCH MOTION/MODEL 5613

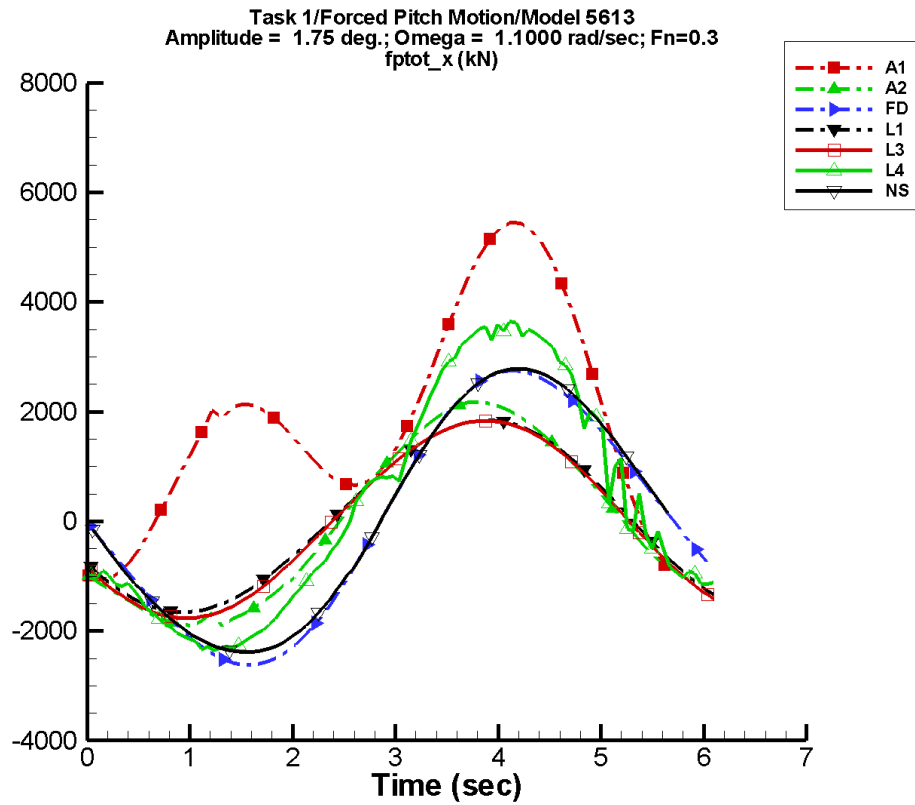
Table E-111. Coefficients of the Fourier fit $a_0 + a_1 \sin(\omega t + \Phi_1) + a_2 \sin(2\omega t + \Phi_2) + \dots$ of F_x^{ptot} for one period at amplitude = 1.00 deg, frequency = 1.1000 rad/s, $F_n = 0.3$ in the case of prescribed pitch motion of Model 5613 scaled to $L = 154$ m.

Code	a_0 (kN)	a_1 (kN)	Φ_1 (deg)	a_2 (kN)	Φ_2 (deg)
A1	612.	1.08E+03	-150	624.	-85
A2	17.7	1.13E+03	-152	55.5	-11
FD	6.33	1.49E+03	180	73.8	-11
L1	1.51	997.	-152	18.0	-122
L3	-40.9	1.02E+03	-152	13.1	-121
L4	153.	1.63E+03	-165	202.	-65
NF	—	—	—	—	—
NS	31.4	1.49E+03	-180	64.4	-33

Table E-112. Minimum and maximum of F_x^{ptot} for one period at amplitude = 1.00 deg, frequency = 1.1000 rad/s, $F_n = 0.3$ in the case of prescribed pitch motion of Model 5613 scaled to $L = 154$ m.

Code	Unfiltered		Filtered	
	Minimum (kN)	Maximum (kN)	Minimum (kN)	Maximum (kN)
A1	-674.	2.23E+03	-620.	2.12E+03
A2	-1.11E+03	1.19E+03	-1.07E+03	1.15E+03
FD	-1.48E+03	1.52E+03	-1.43E+03	1.47E+03
L1	-995.	1.00E+03	-984.	989.
L3	-1.06E+03	978.	-1.05E+03	967.
L4	-1.38E+03	2.13E+03	-1.35E+03	2.08E+03
NF	—	—	—	—
NS	-1.42E+03	1.56E+03	-1.41E+03	1.54E+03

TASK 1/PITCH MOTION/MODEL 5613



Data identically zero, insufficient, or not available from NFA.

Figure E-57. Time history of $F_x^{p\text{tot}}$ for one period at amplitude = 1.75 deg, frequency = 1.1000 rad/s, $F_n = 0.3$ in the case of prescribed pitch motion of Model 5613 scaled to $L = 154$ m.

TASK 1/PITCH MOTION/MODEL 5613

Table E-113. Coefficients of the Fourier fit $a_0 + a_1 \sin(\omega t + \Phi_1) + a_2 \sin(2\omega t + \Phi_2) + \dots$ of F_x^{ptot} for one period at amplitude = 1.75 deg, frequency = 1.1000 rad/s, $F_n = 0.3$ in the case of prescribed pitch motion of Model 5613 scaled to $L = 154$ m.

Code	a_0 (kN)	a_1 (kN)	Φ_1 (deg)	a_2 (kN)	Φ_2 (deg)
A1	1.86E+03	1.88E+03	-150	1.89E+03	-85
A2	17.3	2.01E+03	-153	149.	-5
FD	31.4	2.64E+03	180	224.	-9
L1	90.4	1.74E+03	-152	55.2	-122
L3	33.8	1.80E+03	-152	31.5	-128
L4	359.	2.82E+03	-165	316.	-53
NF	—	—	—	—	—
NS	98.5	2.59E+03	-180	178.	-36

Table E-114. Minimum and maximum of F_x^{ptot} for one period at amplitude = 1.75 deg, frequency = 1.1000 rad/s, $F_n = 0.3$ in the case of prescribed pitch motion of Model 5613 scaled to $L = 154$ m.

Code	Unfiltered		Filtered	
	Minimum (kN)	Maximum (kN)	Minimum (kN)	Maximum (kN)
A1	-1.08E+03	5.45E+03	-1.03E+03	5.17E+03
A2	-1.93E+03	2.18E+03	-1.89E+03	2.09E+03
FD	-2.62E+03	2.75E+03	-2.53E+03	2.65E+03
L1	-1.66E+03	1.84E+03	-1.64E+03	1.82E+03
L3	-1.77E+03	1.83E+03	-1.75E+03	1.81E+03
L4	-2.36E+03	3.64E+03	-2.29E+03	3.52E+03
NF	—	—	—	—
NS	-2.39E+03	2.79E+03	-2.37E+03	2.76E+03

TASK 1/PITCH MOTION/MODEL 5613

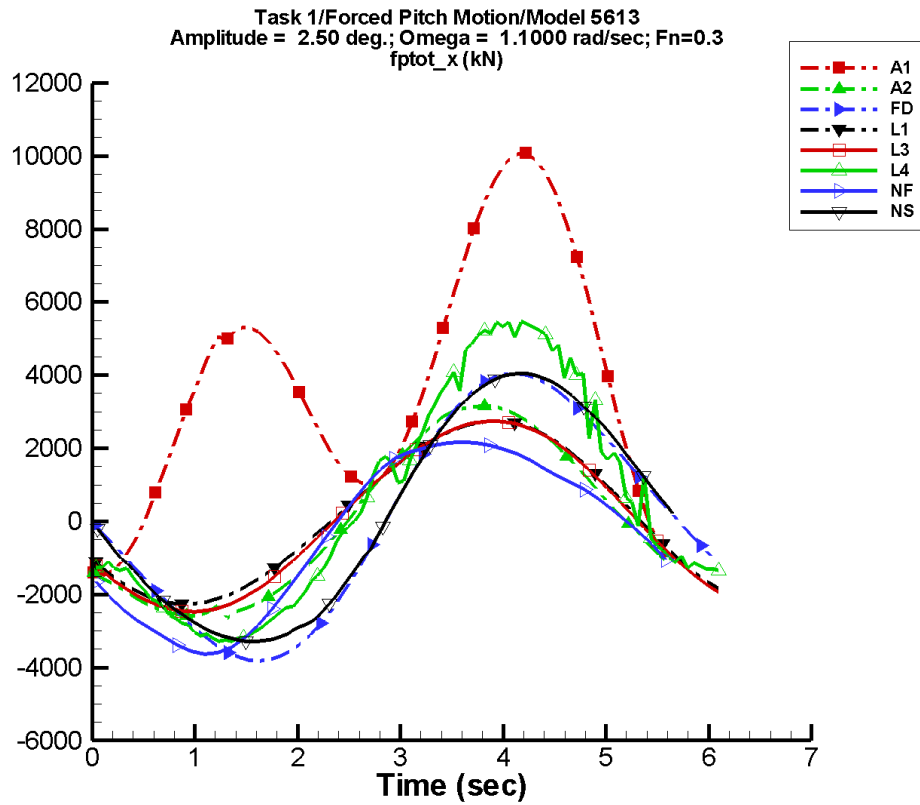


Figure E-58. Time history of F_x^{ptot} for one period at amplitude = 2.50 deg, frequency = 1.1000 rad/s, Fn = 0.3 in the case of prescribed pitch motion of Model 5613 scaled to L = 154 m.

TASK 1/PITCH MOTION/MODEL 5613

Table E-115. Coefficients of the Fourier fit $a_0 + a_1 \sin(\omega t + \Phi_1) + a_2 \sin(2\omega t + \Phi_2) + \dots$ of F_x^{ptot} for one period at amplitude = 2.50 deg, frequency = 1.1000 rad/s, $F_n = 0.3$ in the case of prescribed pitch motion of Model 5613 scaled to $L = 154$ m.

Code	a_0 (kN)	a_1 (kN)	Φ_1 (deg)	a_2 (kN)	Φ_2 (deg)
A1	3.81E+03	2.69E+03	-150	3.85E+03	-86
A2	39.4	2.86E+03	-152	284.	-11
FD	63.3	3.81E+03	180	456.	-7
L1	228.	2.49E+03	-152	113.	-122
L3	141.	2.61E+03	-152	52.2	-136
L4	621.	4.08E+03	-165	471.	-48
NF	-429.	2.83E+03	-174	395.	63
NS	191.	3.67E+03	-180	333.	-36

Table E-116. Minimum and maximum of F_x^{ptot} for one period at amplitude = 2.50 deg, frequency = 1.1000 rad/s, $F_n = 0.3$ in the case of prescribed pitch motion of Model 5613 scaled to $L = 154$ m.

Code	Unfiltered		Filtered	
	Minimum (kN)	Maximum (kN)	Minimum (kN)	Maximum (kN)
A1	-1.49E+03	1.01E+04	-1.40E+03	9.53E+03
A2	-2.66E+03	3.15E+03	-2.59E+03	3.05E+03
FD	-3.82E+03	4.05E+03	-3.68E+03	3.90E+03
L1	-2.27E+03	2.74E+03	-2.24E+03	2.71E+03
L3	-2.47E+03	2.75E+03	-2.44E+03	2.72E+03
L4	-3.29E+03	5.46E+03	-3.21E+03	5.33E+03
NF	-3.63E+03	2.22E+03	-3.36E+03	2.18E+03
NS	-3.29E+03	4.05E+03	-3.26E+03	4.00E+03

TASK 1/PITCH MOTION/MODEL 5613

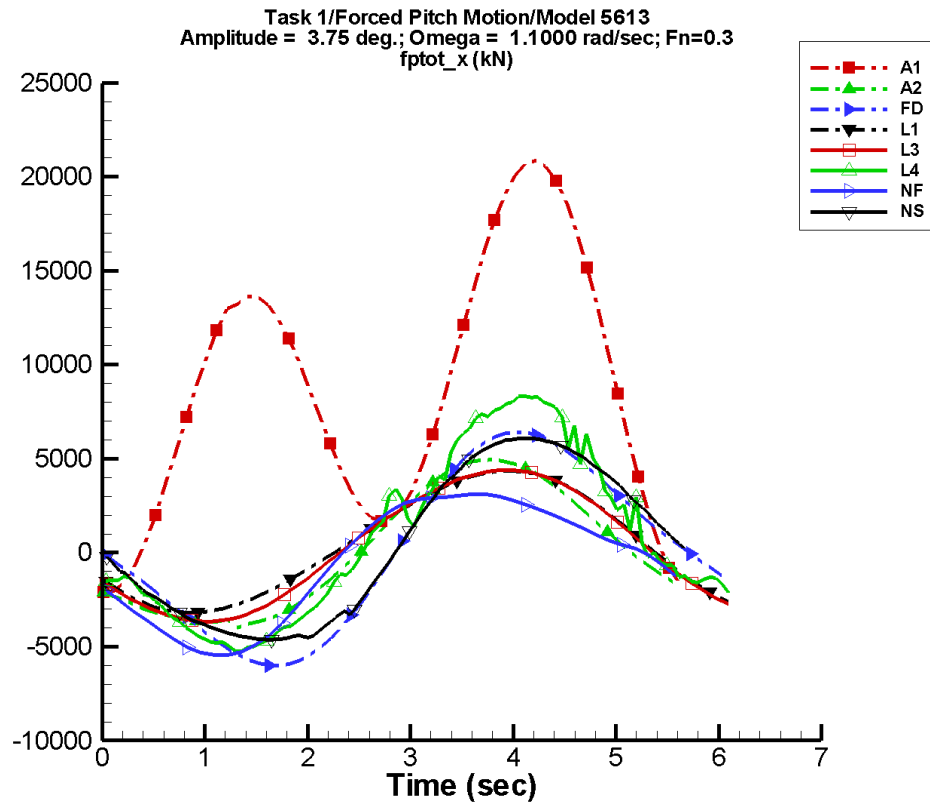


Figure E-59. Time history of F_x^{ptot} for one period at amplitude = 3.75 deg, frequency = 1.1000 rad/s, Fn = 0.3 in the case of prescribed pitch motion of Model 5613 scaled to L = 154 m.

TASK 1/PITCH MOTION/MODEL 5613

Table E-117. Coefficients of the Fourier fit $a_0 + a_1 \sin(\omega t + \Phi_1) + a_2 \sin(2\omega t + \Phi_2) + \dots$ of F_x^{ptot} for one period at amplitude = 3.75 deg, frequency = 1.1000 rad/s, $F_n = 0.3$ in the case of prescribed pitch motion of Model 5613 scaled to $L = 154$ m.

Code	a_0 (kN)	a_1 (kN)	Φ_1 (deg)	a_2 (kN)	Φ_2 (deg)
A1	8.58E+03	4.04E+03	-150	8.64E+03	-86
A2	59.5	4.32E+03	-152	629.	-6
FD	123.	5.85E+03	180	1.02E+03	-5
L1	565.	3.74E+03	-152	254.	-122
L3	386.	4.02E+03	-153	88.8	-152
L4	948.	6.09E+03	-165	668.	-28
NF	-593.	4.09E+03	-174	869.	56
NS	370.	5.40E+03	-179	671.	-35

Table E-118. Minimum and maximum of F_x^{ptot} for one period at amplitude = 3.75 deg, frequency = 1.1000 rad/s, $F_n = 0.3$ in the case of prescribed pitch motion of Model 5613 scaled to $L = 154$ m.

Code	Unfiltered		Filtered	
	Minimum (kN)	Maximum (kN)	Minimum (kN)	Maximum (kN)
A1	-2.11E+03	2.08E+04	-1.93E+03	1.97E+04
A2	-3.98E+03	4.95E+03	-3.85E+03	4.74E+03
FD	-6.00E+03	6.42E+03	-5.76E+03	6.16E+03
L1	-3.19E+03	4.34E+03	-3.15E+03	4.30E+03
L3	-3.67E+03	4.40E+03	-3.62E+03	4.35E+03
L4	-5.27E+03	8.33E+03	-5.01E+03	8.11E+03
NF	-5.46E+03	3.23E+03	-5.05E+03	3.22E+03
NS	-4.62E+03	6.09E+03	-4.59E+03	6.06E+03

TASK 1/PITCH MOTION/MODEL 5613

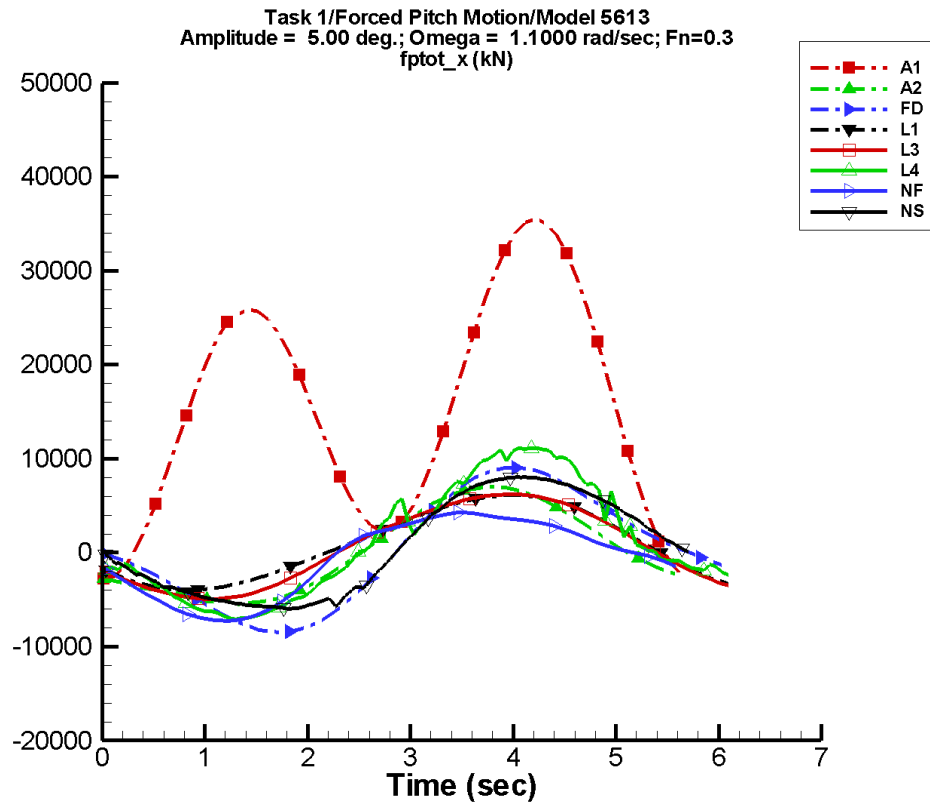


Figure E-60. Time history of F_x^{ptot} for one period at amplitude = 5.00 deg, frequency = 1.1000 rad/s, Fn = 0.3 in the case of prescribed pitch motion of Model 5613 scaled to L = 154 m.

TASK 1/PITCH MOTION/MODEL 5613

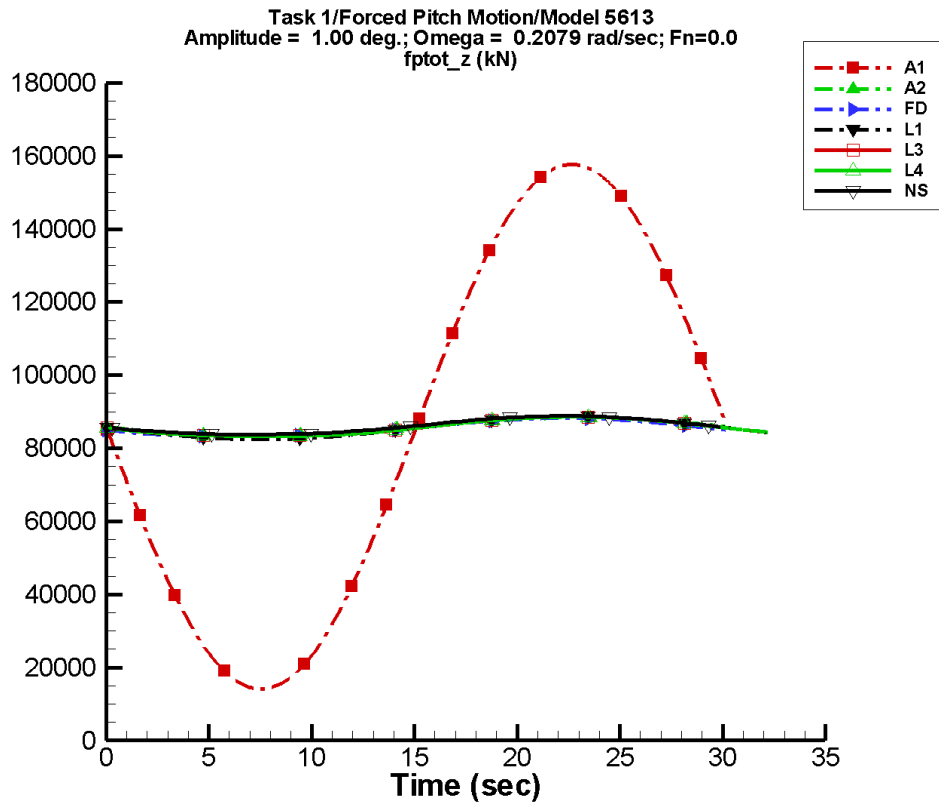
Table E-119. Coefficients of the Fourier fit $a_0 + a_1 \sin(\omega t + \Phi_1) + a_2 \sin(2\omega t + \Phi_2) + \dots$ of F_x^{ptot} for one period at amplitude = 5.00 deg, frequency = 1.1000 rad/s, Fn = 0.3 in the case of prescribed pitch motion of Model 5613 scaled to L = 154 m.

Code	a_0 (kN)	a_1 (kN)	Φ_1 (deg)	a_2 (kN)	Φ_2 (deg)
A1	1.53E+04	5.40E+03	-150	1.54E+04	-86
A2	91.4	5.95E+03	-154	1.12E+03	-5
FD	184.	8.00E+03	180	1.81E+03	-4
L1	1.04E+03	4.98E+03	-152	450.	-122
L3	703.	5.54E+03	-154	134.	-172
L4	1.38E+03	8.22E+03	-165	777.	-22
NF	-767.	5.30E+03	-175	1.34E+03	56
NS	547.	7.03E+03	-179	1.09E+03	-35

Table E-120. Minimum and maximum of F_x^{ptot} for one period at amplitude = 5.00 deg, frequency = 1.1000 rad/s, Fn = 0.3 in the case of prescribed pitch motion of Model 5613 scaled to L = 154 m.

Code	Unfiltered		Filtered	
	Minimum (kN)	Maximum (kN)	Minimum (kN)	Maximum (kN)
A1	-2.81E+03	3.55E+04	-2.34E+03	3.35E+04
A2	-5.50E+03	7.00E+03	-5.27E+03	6.70E+03
FD	-8.49E+03	9.05E+03	-8.11E+03	8.66E+03
L1	-4.00E+03	6.11E+03	-3.94E+03	6.05E+03
L3	-4.93E+03	6.21E+03	-4.86E+03	6.15E+03
L4	-7.08E+03	1.11E+04	-6.79E+03	1.09E+04
NF	-7.29E+03	4.27E+03	-6.74E+03	3.88E+03
NS	-5.98E+03	8.04E+03	-5.91E+03	8.00E+03

TASK 1/PITCH MOTION/MODEL 5613



Data identically zero, insufficient, or not available from NFA.

Figure E-61. Time history of $F_z^{p\text{tot}}$ for one period at amplitude = 1.00 deg, frequency = 0.2079 rad/s, Fn = 0.0 in the case of prescribed pitch motion of Model 5613 scaled to L = 154 m.

TASK 1/PITCH MOTION/MODEL 5613

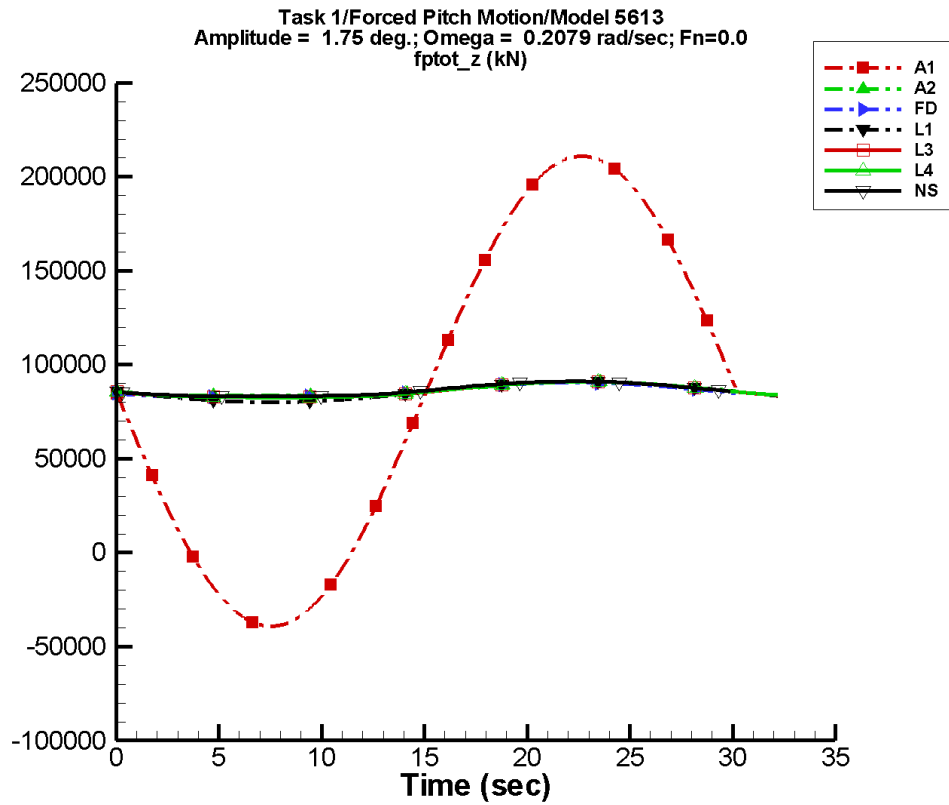
Table E-121. Coefficients of the Fourier fit $a_0 + a_1 \sin(\omega t + \Phi_1) + a_2 \sin(2\omega t + \Phi_2) + \dots$ of F_z^{ptot} for one period at amplitude = 1.00 deg, frequency = 0.2079 rad/s, $F_n = 0.0$ in the case of prescribed pitch motion of Model 5613 scaled to $L = 154$ m.

Code	a_0 (kN)	a_1 (kN)	Φ_1 (deg)	a_2 (kN)	Φ_2 (deg)
A1	8.59E+04	7.18E+04	-180	5.81	94
A2	8.59E+04	2.40E+03	-179	47.6	-111
FD	8.55E+04	2.55E+03	-174	270.	-88
L1	8.56E+04	3.11E+03	180	9.48	86
L3	8.57E+04	2.69E+03	180	270.	-92
L4	8.57E+04	2.72E+03	180	232.	-89
NF	—	—	—	—	—
NS	8.61E+04	2.58E+03	-175	212.	-83

Table E-122. Minimum and maximum of F_z^{ptot} for one period at amplitude = 1.00 deg, frequency = 0.2079 rad/s, $F_n = 0.0$ in the case of prescribed pitch motion of Model 5613 scaled to $L = 154$ m.

Code	Unfiltered		Filtered	
	Minimum (kN)	Maximum (kN)	Minimum (kN)	Maximum (kN)
A1	1.41E+04	1.58E+05	1.41E+04	1.58E+05
A2	8.37E+04	8.83E+04	8.37E+04	8.83E+04
FD	8.33E+04	8.82E+04	8.33E+04	8.82E+04
L1	8.24E+04	8.87E+04	8.24E+04	8.87E+04
L3	8.34E+04	8.86E+04	8.34E+04	8.86E+04
L4	8.33E+04	8.86E+04	8.33E+04	8.86E+04
NF	—	—	—	—
NS	8.38E+04	8.88E+04	8.38E+04	8.88E+04

TASK 1/PITCH MOTION/MODEL 5613



Data identically zero, insufficient, or not available from NFA.

Figure E-62. Time history of $F_z^{p\text{tot}}$ for one period at amplitude = 1.75 deg, frequency = 0.2079 rad/s, Fn = 0.0 in the case of prescribed pitch motion of Model 5613 scaled to L = 154 m.

TASK 1/PITCH MOTION/MODEL 5613

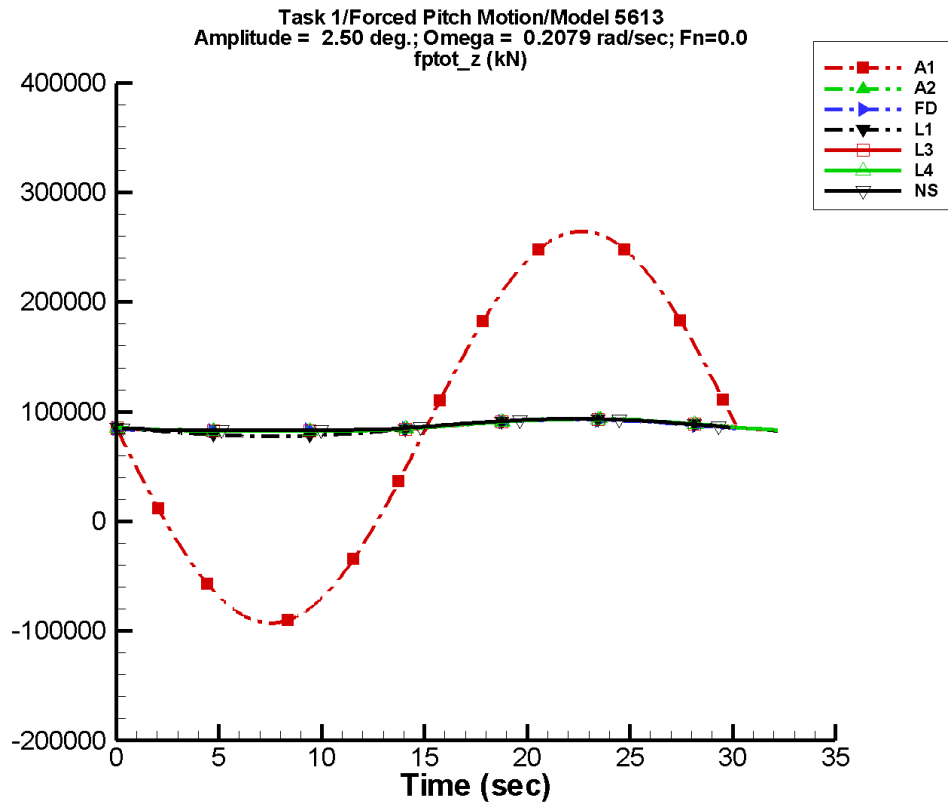
Table E-123. Coefficients of the Fourier fit $a_0 + a_1 \sin(\omega t + \Phi_1) + a_2 \sin(2\omega t + \Phi_2) + \dots$ of F_z^{ptot} for one period at amplitude = 1.75 deg, frequency = 0.2079 rad/s, $F_n = 0.0$ in the case of prescribed pitch motion of Model 5613 scaled to $L = 154$ m.

Code	a_0 (kN)	a_1 (kN)	Φ_1 (deg)	a_2 (kN)	Φ_2 (deg)
A1	8.59E+04	1.25E+05	-180	16.8	95
A2	8.64E+04	3.81E+03	-180	775.	-94
FD	8.60E+04	4.00E+03	-173	752.	-88
L1	8.56E+04	5.44E+03	180	29.0	86
L3	8.62E+04	4.22E+03	180	748.	-91
L4	8.62E+04	4.31E+03	180	644.	-89
NF	—	—	—	—	—
NS	8.65E+04	4.12E+03	-175	639.	-84

Table E-124. Minimum and maximum of F_z^{ptot} for one period at amplitude = 1.75 deg, frequency = 0.2079 rad/s, $F_n = 0.0$ in the case of prescribed pitch motion of Model 5613 scaled to $L = 154$ m.

Code	Unfiltered		Filtered	
	Minimum (kN)	Maximum (kN)	Minimum (kN)	Maximum (kN)
A1	-3.92E+04	2.11E+05	-3.92E+04	2.11E+05
A2	8.34E+04	9.08E+04	8.35E+04	9.08E+04
FD	8.27E+04	9.05E+04	8.27E+04	9.05E+04
L1	8.01E+04	9.10E+04	8.01E+04	9.10E+04
L3	8.29E+04	9.09E+04	8.29E+04	9.09E+04
L4	8.26E+04	9.09E+04	8.26E+04	9.09E+04
NF	—	—	—	—
NS	8.31E+04	9.12E+04	8.32E+04	9.11E+04

TASK 1/PITCH MOTION/MODEL 5613



Data identically zero, insufficient, or not available from NFA.

Figure E-63. Time history of $F_z^{p\text{tot}}$ for one period at amplitude = 2.50 deg, frequency = 0.2079 rad/s, Fn = 0.0 in the case of prescribed pitch motion of Model 5613 scaled to L = 154 m.

TASK 1/PITCH MOTION/MODEL 5613

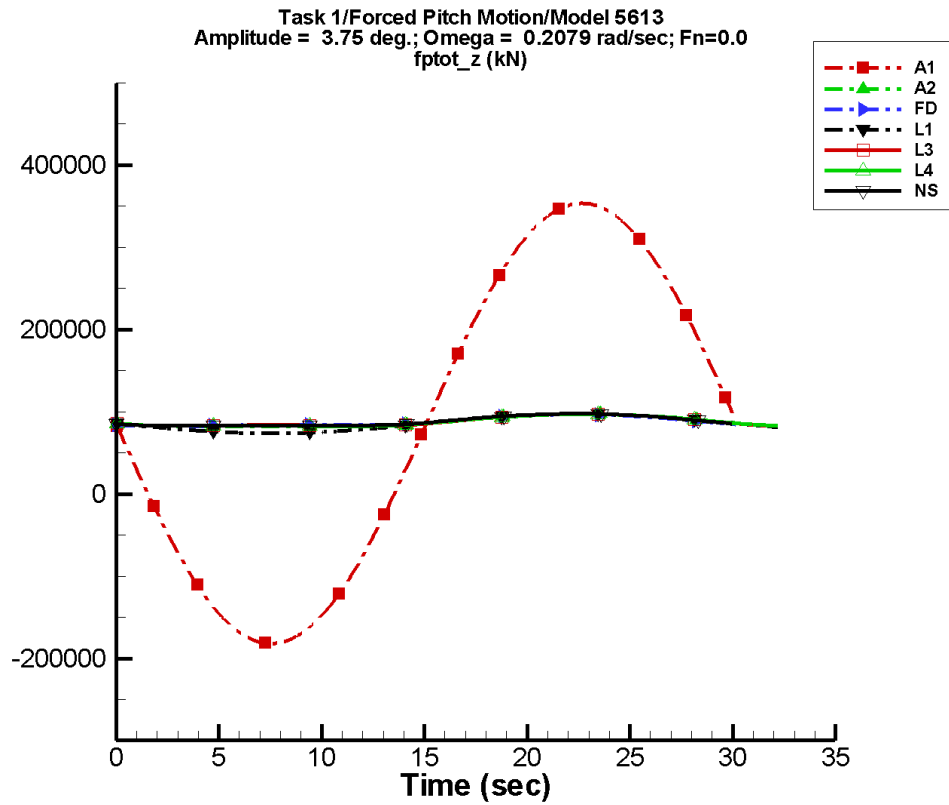
Table E-125. Coefficients of the Fourier fit $a_0 + a_1 \sin(\omega t + \Phi_1) + a_2 \sin(2\omega t + \Phi_2) + \dots$ of F_z^{ptot} for one period at amplitude = 2.50 deg, frequency = 0.2079 rad/s, $F_n = 0.0$ in the case of prescribed pitch motion of Model 5613 scaled to $L = 154$ m.

Code	a_0 (kN)	a_1 (kN)	Φ_1 (deg)	a_2 (kN)	Φ_2 (deg)
A1	8.59E+04	1.79E+05	-180	32.6	97
A2	8.71E+04	5.64E+03	180	1.29E+03	-92
FD	8.66E+04	5.19E+03	-172	1.38E+03	-88
L1	8.55E+04	7.77E+03	180	59.0	86
L3	8.69E+04	5.49E+03	180	1.36E+03	-91
L4	8.68E+04	5.66E+03	180	1.17E+03	-89
NF	—	—	—	—	—
NS	8.71E+04	5.47E+03	-175	1.20E+03	-84

Table E-126. Minimum and maximum of F_z^{ptot} for one period at amplitude = 2.50 deg, frequency = 0.2079 rad/s, $F_n = 0.0$ in the case of prescribed pitch motion of Model 5613 scaled to $L = 154$ m.

Code	Unfiltered		Filtered	
	Minimum (kN)	Maximum (kN)	Minimum (kN)	Maximum (kN)
A1	-9.29E+04	2.65E+05	-9.29E+04	2.64E+05
A2	8.25E+04	9.39E+04	8.25E+04	9.39E+04
FD	8.24E+04	9.28E+04	8.24E+04	9.28E+04
L1	7.77E+04	9.32E+04	7.77E+04	9.32E+04
L3	8.28E+04	9.33E+04	8.28E+04	9.33E+04
L4	8.24E+04	9.33E+04	8.24E+04	9.33E+04
NF	—	—	—	—
NS	8.29E+04	9.35E+04	8.30E+04	9.34E+04

TASK 1/PITCH MOTION/MODEL 5613



Data identically zero, insufficient, or not available from NFA.

Figure E-64. Time history of $F_z^{p\text{tot}}$ for one period at amplitude = 3.75 deg, frequency = 0.2079 rad/s, Fn = 0.0 in the case of prescribed pitch motion of Model 5613 scaled to L = 154 m.

TASK 1/PITCH MOTION/MODEL 5613

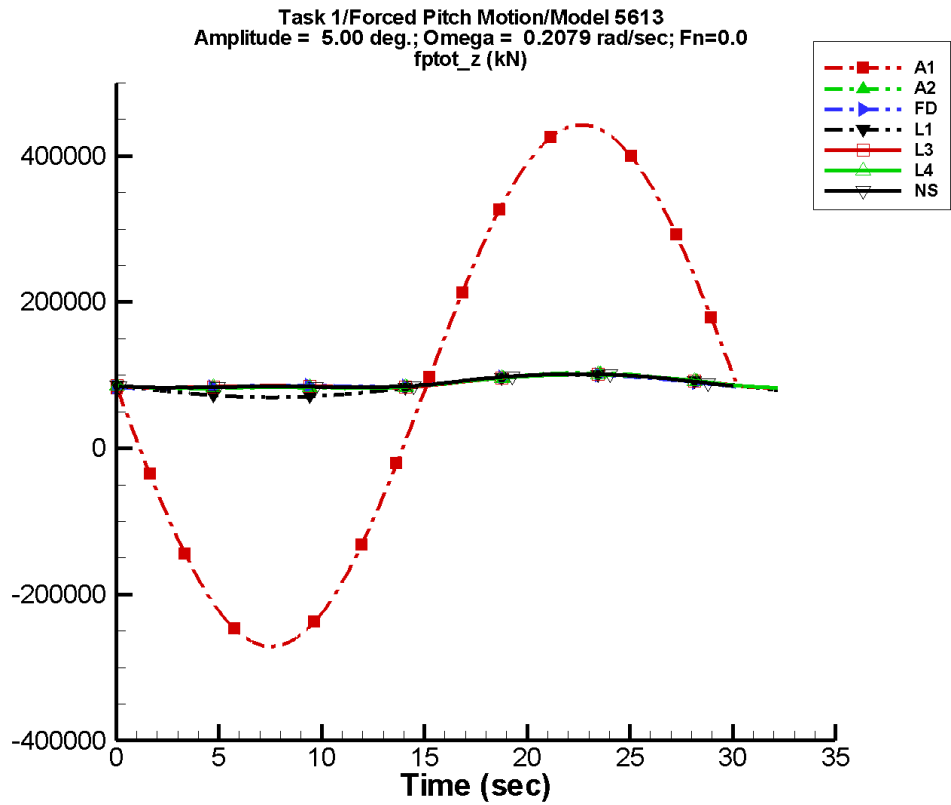
Table E-127. Coefficients of the Fourier fit $a_0 + a_1 \sin(\omega t + \Phi_1) + a_2 \sin(2\omega t + \Phi_2) + \dots$ of F_z^{ptot} for one period at amplitude = 3.75 deg, frequency = 0.2079 rad/s, $F_n = 0.0$ in the case of prescribed pitch motion of Model 5613 scaled to $L = 154$ m.

Code	a_0 (kN)	a_1 (kN)	Φ_1 (deg)	a_2 (kN)	Φ_2 (deg)
A1	8.58E+04	2.68E+05	-180	67.3	101
A2	8.80E+04	7.86E+03	-180	1.97E+03	-92
FD	8.80E+04	6.83E+03	-171	2.63E+03	-88
L1	8.55E+04	1.16E+04	180	132.	86
L3	8.82E+04	7.21E+03	-180	2.55E+03	-91
L4	8.81E+04	7.54E+03	-180	2.20E+03	-89
NF	—	—	—	—	—
NS	8.84E+04	7.42E+03	-175	2.30E+03	-85

Table E-128. Minimum and maximum of F_z^{ptot} for one period at amplitude = 3.75 deg, frequency = 0.2079 rad/s, $F_n = 0.0$ in the case of prescribed pitch motion of Model 5613 scaled to $L = 154$ m.

Code	Unfiltered		Filtered	
	Minimum (kN)	Maximum (kN)	Minimum (kN)	Maximum (kN)
A1	-1.82E+05	3.53E+05	-1.82E+05	3.53E+05
A2	8.21E+04	9.77E+04	8.21E+04	9.76E+04
FD	8.20E+04	9.67E+04	8.20E+04	9.67E+04
L1	7.37E+04	9.70E+04	7.37E+04	9.70E+04
L3	8.28E+04	9.72E+04	8.28E+04	9.72E+04
L4	8.23E+04	9.71E+04	8.24E+04	9.71E+04
NF	—	—	—	—
NS	8.28E+04	9.76E+04	8.29E+04	9.75E+04

TASK 1/PITCH MOTION/MODEL 5613



Data identically zero, insufficient, or not available from NFA.

Figure E-65. Time history of $F_z^{p\text{tot}}$ for one period at amplitude = 5.00 deg, frequency = 0.2079 rad/s, Fn = 0.0 in the case of prescribed pitch motion of Model 5613 scaled to L = 154 m.

TASK 1/PITCH MOTION/MODEL 5613

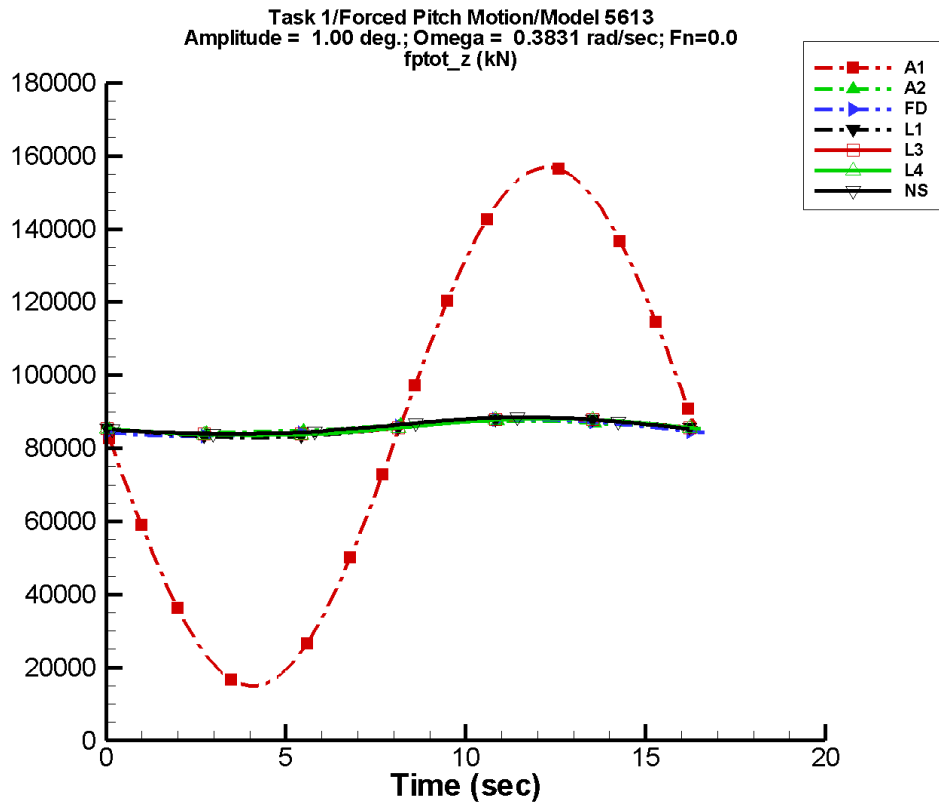
Table E-129. Coefficients of the Fourier fit $a_0 + a_1 \sin(\omega t + \Phi_1) + a_2 \sin(2\omega t + \Phi_2) + \dots$ of F_z^{ptot} for one period at amplitude = 5.00 deg, frequency = 0.2079 rad/s, $F_n = 0.0$ in the case of prescribed pitch motion of Model 5613 scaled to $L = 154$ m.

Code	a_0 (kN)	a_1 (kN)	Φ_1 (deg)	a_2 (kN)	Φ_2 (deg)
A1	8.57E+04	3.57E+05	-180	110.	105
A2	8.96E+04	1.02E+04	-180	3.62E+03	-93
FD	8.96E+04	8.12E+03	-170	4.05E+03	-89
L1	8.55E+04	1.55E+04	180	234.	86
L3	8.97E+04	8.56E+03	-180	3.89E+03	-91
L4	8.95E+04	9.06E+03	-180	3.33E+03	-89
NF	—	—	—	—	—
NS	8.99E+04	9.10E+03	-175	3.53E+03	-85

Table E-130. Minimum and maximum of F_z^{ptot} for one period at amplitude = 5.00 deg, frequency = 0.2079 rad/s, $F_n = 0.0$ in the case of prescribed pitch motion of Model 5613 scaled to $L = 154$ m.

Code	Unfiltered		Filtered	
	Minimum (kN)	Maximum (kN)	Minimum (kN)	Maximum (kN)
A1	-2.71E+05	4.42E+05	-2.71E+05	4.42E+05
A2	8.21E+04	1.03E+05	8.21E+04	1.03E+05
FD	8.16E+04	1.01E+05	8.17E+04	1.01E+05
L1	6.97E+04	1.01E+05	6.98E+04	1.01E+05
L3	8.29E+04	1.01E+05	8.29E+04	1.01E+05
L4	8.24E+04	1.01E+05	8.26E+04	1.01E+05
NF	—	—	—	—
NS	8.26E+04	1.02E+05	8.29E+04	1.02E+05

TASK 1/PITCH MOTION/MODEL 5613



Data identically zero, insufficient, or not available from NFA.

Figure E-66. Time history of $F_z^{p\text{tot}}$ for one period at amplitude = 1.00 deg, frequency = 0.3831 rad/s, Fn = 0.0 in the case of prescribed pitch motion of Model 5613 scaled to L = 154 m.

TASK 1/PITCH MOTION/MODEL 5613

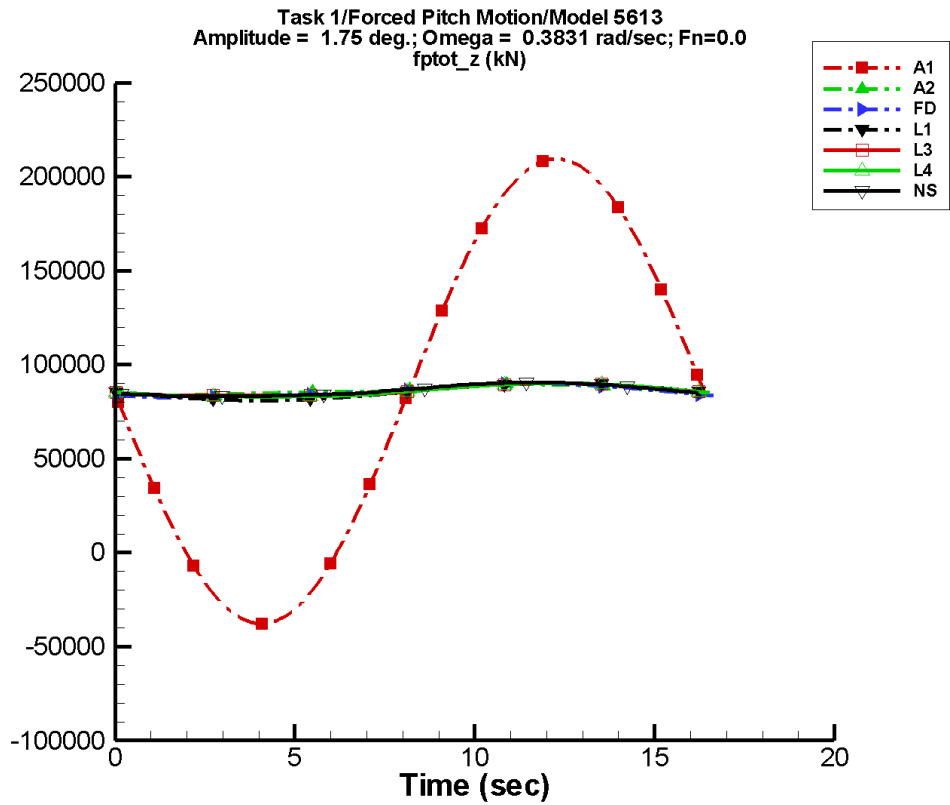
Table E-131. Coefficients of the Fourier fit $a_0 + a_1 \sin(\omega t + \Phi_1) + a_2 \sin(2\omega t + \Phi_2) + \dots$ of F_z^{ptot} for one period at amplitude = 1.00 deg, frequency = 0.3831 rad/s, $F_n = 0.0$ in the case of prescribed pitch motion of Model 5613 scaled to $L = 154$ m.

Code	a_0 (kN)	a_1 (kN)	Φ_1 (deg)	a_2 (kN)	Φ_2 (deg)
A1	8.59E+04	7.10E+04	-179	6.58	67
A2	8.59E+04	1.71E+03	-157	49.0	-111
FD	8.55E+04	2.30E+03	-160	265.	-89
L1	8.56E+04	2.62E+03	-179	17.7	81
L3	8.58E+04	2.19E+03	-178	247.	-89
L4	8.57E+04	2.31E+03	-178	169.	-84
NF	—	—	—	—	—
NS	8.61E+04	2.29E+03	-165	178.	-66

Table E-132. Minimum and maximum of F_z^{ptot} for one period at amplitude = 1.00 deg, frequency = 0.3831 rad/s, $F_n = 0.0$ in the case of prescribed pitch motion of Model 5613 scaled to $L = 154$ m.

Code	Unfiltered		Filtered	
	Minimum (kN)	Maximum (kN)	Minimum (kN)	Maximum (kN)
A1	1.49E+04	1.57E+05	1.47E+04	1.57E+05
A2	8.41E+04	8.76E+04	8.41E+04	8.75E+04
FD	8.34E+04	8.80E+04	8.34E+04	8.80E+04
L1	8.29E+04	8.82E+04	8.29E+04	8.82E+04
L3	8.39E+04	8.81E+04	8.39E+04	8.81E+04
L4	8.36E+04	8.82E+04	8.36E+04	8.82E+04
NF	—	—	—	—
NS	8.39E+04	8.85E+04	8.40E+04	8.85E+04

TASK 1/PITCH MOTION/MODEL 5613



Data identically zero, insufficient, or not available from NFA.

Figure E-67. Time history of F_z^{ptot} for one period at amplitude = 1.75 deg, frequency = 0.3831 rad/s, Fn = 0.0 in the case of prescribed pitch motion of Model 5613 scaled to L = 154 m.

TASK 1/PITCH MOTION/MODEL 5613

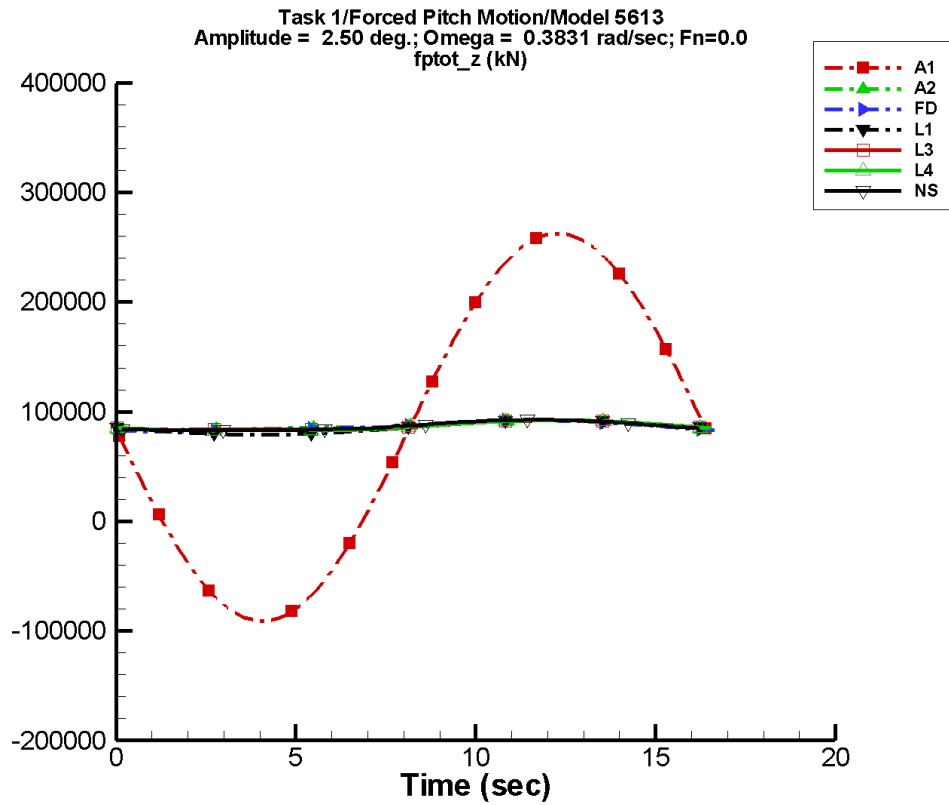
Table E-133. Coefficients of the Fourier fit $a_0 + a_1 \sin(\omega t + \Phi_1) + a_2 \sin(2\omega t + \Phi_2) + \dots$ of F_z^{ptot} for one period at amplitude = 1.75 deg, frequency = 0.3831 rad/s, $F_n = 0.0$ in the case of prescribed pitch motion of Model 5613 scaled to $L = 154$ m.

Code	a_0 (kN)	a_1 (kN)	Φ_1 (deg)	a_2 (kN)	Φ_2 (deg)
A1	8.59E+04	1.24E+05	-179	15.4	78
A2	8.64E+04	2.66E+03	-154	769.	-97
FD	8.60E+04	3.58E+03	-157	738.	-89
L1	8.56E+04	4.58E+03	-179	54.3	81
L3	8.62E+04	3.35E+03	-177	689.	-89
L4	8.61E+04	3.68E+03	-178	488.	-85
NF	—	—	—	—	—
NS	8.64E+04	3.68E+03	-165	562.	-70

Table E-134. Minimum and maximum of F_z^{ptot} for one period at amplitude = 1.75 deg, frequency = 0.3831 rad/s, $F_n = 0.0$ in the case of prescribed pitch motion of Model 5613 scaled to $L = 154$ m.

Code	Unfiltered		Filtered	
	Minimum (kN)	Maximum (kN)	Minimum (kN)	Maximum (kN)
A1	-3.78E+04	2.10E+05	-3.82E+04	2.09E+05
A2	8.31E+04	8.96E+04	8.35E+04	8.95E+04
FD	8.26E+04	9.00E+04	8.26E+04	9.00E+04
L1	8.09E+04	9.01E+04	8.10E+04	9.01E+04
L3	8.36E+04	9.01E+04	8.36E+04	9.01E+04
L4	8.31E+04	9.02E+04	8.31E+04	9.02E+04
NF	—	—	—	—
NS	8.33E+04	9.05E+04	8.34E+04	9.05E+04

TASK 1/PITCH MOTION/MODEL 5613



Data identically zero, insufficient, or not available from NFA.

Figure E-68. Time history of F_z^{ptot} for one period at amplitude = 2.50 deg, frequency = 0.3831 rad/s, Fn = 0.0 in the case of prescribed pitch motion of Model 5613 scaled to L = 154 m.

TASK 1/PITCH MOTION/MODEL 5613

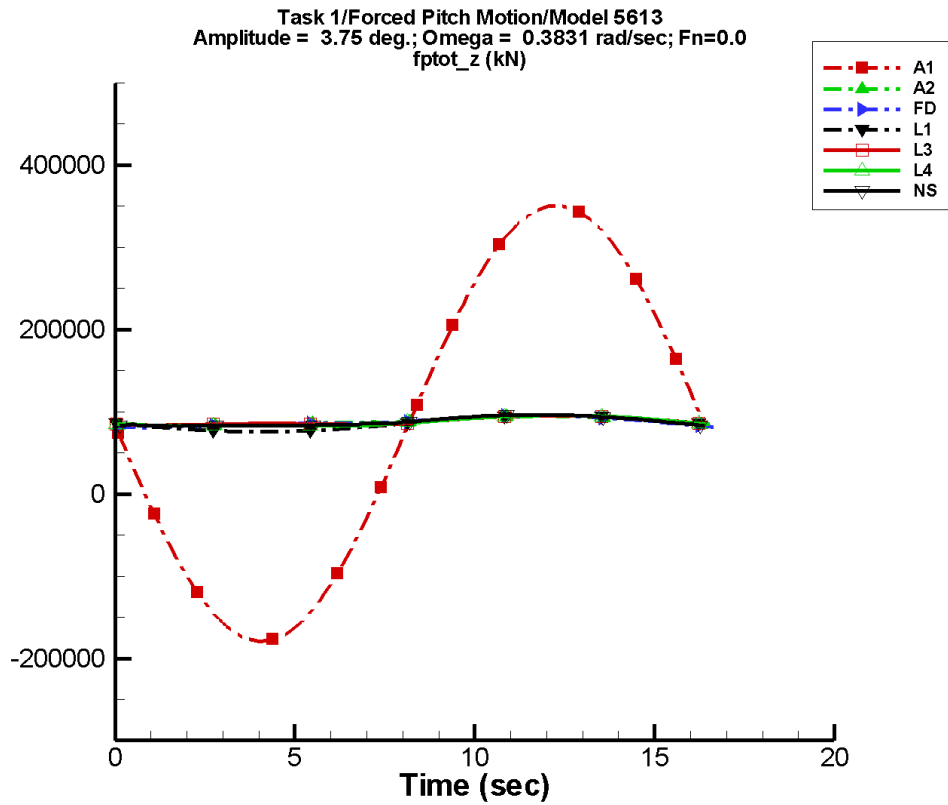
Table E-135. Coefficients of the Fourier fit $a_0 + a_1 \sin(\omega t + \Phi_1) + a_2 \sin(2\omega t + \Phi_2) + \dots$ of F_z^{ptot} for one period at amplitude = 2.50 deg, frequency = 0.3831 rad/s, $F_n = 0.0$ in the case of prescribed pitch motion of Model 5613 scaled to $L = 154$ m.

Code	a_0 (kN)	a_1 (kN)	Φ_1 (deg)	a_2 (kN)	Φ_2 (deg)
A1	8.59E+04	1.77E+05	-179	27.2	86
A2	8.71E+04	3.94E+03	-156	1.29E+03	-94
FD	8.66E+04	4.64E+03	-155	1.35E+03	-89
L1	8.56E+04	6.54E+03	-179	111.	81
L3	8.69E+04	4.24E+03	-176	1.25E+03	-89
L4	8.67E+04	4.85E+03	-177	903.	-85
NF	—	—	—	—	—
NS	8.70E+04	4.91E+03	-165	1.04E+03	-72

Table E-136. Minimum and maximum of F_z^{ptot} for one period at amplitude = 2.50 deg, frequency = 0.3831 rad/s, $F_n = 0.0$ in the case of prescribed pitch motion of Model 5613 scaled to $L = 154$ m.

Code	Unfiltered		Filtered	
	Minimum (kN)	Maximum (kN)	Minimum (kN)	Maximum (kN)
A1	-9.09E+04	2.62E+05	-9.14E+04	2.62E+05
A2	8.29E+04	9.20E+04	8.30E+04	9.20E+04
FD	8.19E+04	9.21E+04	8.19E+04	9.21E+04
L1	7.89E+04	9.20E+04	7.90E+04	9.20E+04
L3	8.36E+04	9.21E+04	8.36E+04	9.21E+04
L4	8.28E+04	9.23E+04	8.29E+04	9.23E+04
NF	—	—	—	—
NS	8.29E+04	9.27E+04	8.30E+04	9.26E+04

TASK 1/PITCH MOTION/MODEL 5613



Data identically zero, insufficient, or not available from NFA.

Figure E-69. Time history of $F_z^{p\text{tot}}$ for one period at amplitude = 3.75 deg, frequency = 0.3831 rad/s, Fn = 0.0 in the case of prescribed pitch motion of Model 5613 scaled to L = 154 m.

TASK 1/PITCH MOTION/MODEL 5613

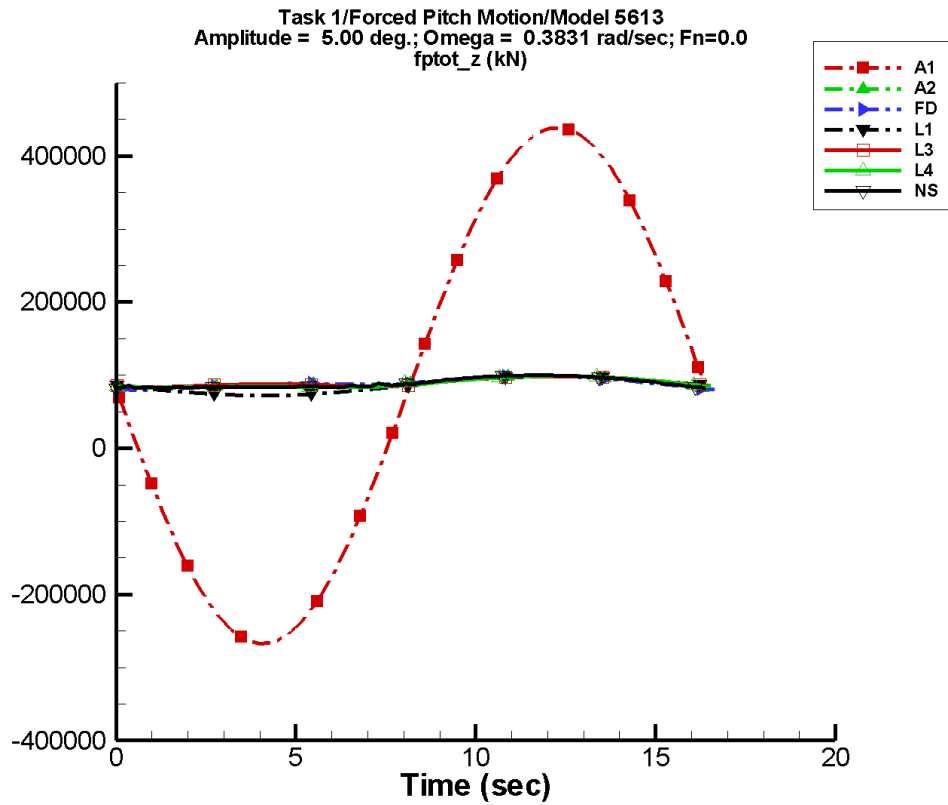
Table E-137. Coefficients of the Fourier fit $a_0 + a_1 \sin(\omega t + \Phi_1) + a_2 \sin(2\omega t + \Phi_2) + \dots$ of F_z^{ptot} for one period at amplitude = 3.75 deg, frequency = 0.3831 rad/s, $F_n = 0.0$ in the case of prescribed pitch motion of Model 5613 scaled to $L = 154$ m.

Code	a_0 (kN)	a_1 (kN)	Φ_1 (deg)	a_2 (kN)	Φ_2 (deg)
A1	8.58E+04	2.65E+05	-179	50.8	96
A2	8.80E+04	5.40E+03	-153	1.99E+03	-94
FD	8.80E+04	6.09E+03	-151	2.59E+03	-89
L1	8.56E+04	9.79E+03	-179	249.	80
L3	8.83E+04	5.34E+03	-175	2.35E+03	-89
L4	8.79E+04	6.50E+03	-177	1.73E+03	-85
NF	—	—	—	—	—
NS	8.81E+04	6.69E+03	-165	1.97E+03	-73

Table E-138. Minimum and maximum of F_z^{ptot} for one period at amplitude = 3.75 deg, frequency = 0.3831 rad/s, $F_n = 0.0$ in the case of prescribed pitch motion of Model 5613 scaled to $L = 154$ m.

Code	Unfiltered		Filtered	
	Minimum (kN)	Maximum (kN)	Minimum (kN)	Maximum (kN)
A1	-1.79E+05	3.50E+05	-1.80E+05	3.49E+05
A2	8.20E+04	9.48E+04	8.22E+04	9.47E+04
FD	8.08E+04	9.57E+04	8.09E+04	9.56E+04
L1	7.56E+04	9.52E+04	7.56E+04	9.52E+04
L3	8.36E+04	9.53E+04	8.36E+04	9.53E+04
L4	8.26E+04	9.57E+04	8.29E+04	9.57E+04
NF	—	—	—	—
NS	8.27E+04	9.63E+04	8.29E+04	9.62E+04

TASK 1/PITCH MOTION/MODEL 5613



Data identically zero, insufficient, or not available from NFA.

Figure E-70. Time history of $F_z^{p\text{tot}}$ for one period at amplitude = 5.00 deg, frequency = 0.3831 rad/s, Fn = 0.0 in the case of prescribed pitch motion of Model 5613 scaled to L = 154 m.

TASK 1/PITCH MOTION/MODEL 5613

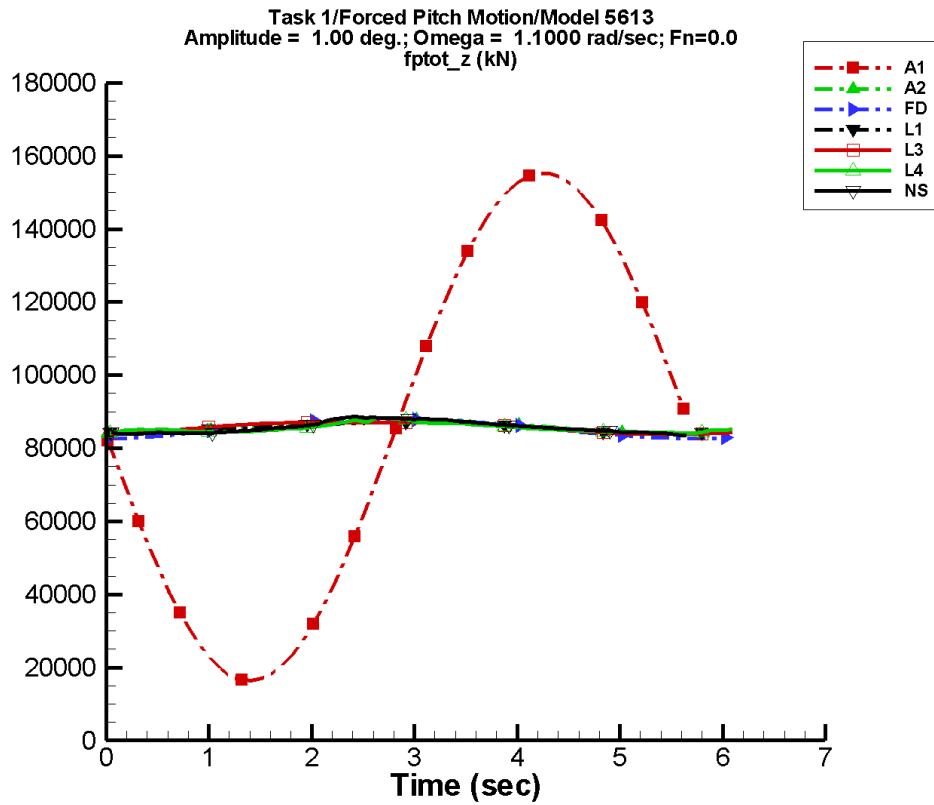
Table E-139. Coefficients of the Fourier fit $a_0 + a_1 \sin(\omega t + \Phi_1) + a_2 \sin(2\omega t + \Phi_2) + \dots$ of F_z^{ptot} for one period at amplitude = 5.00 deg, frequency = 0.3831 rad/s, $F_n = 0.0$ in the case of prescribed pitch motion of Model 5613 scaled to $L = 154$ m.

Code	a_0 (kN)	a_1 (kN)	Φ_1 (deg)	a_2 (kN)	Φ_2 (deg)
A1	8.58E+04	3.53E+05	-179	77.6	106
A2	8.96E+04	6.95E+03	-152	3.66E+03	-95
FD	8.96E+04	7.27E+03	-147	3.99E+03	-89
L1	8.57E+04	1.30E+04	-179	443.	80
L3	8.99E+04	6.07E+03	-174	3.57E+03	-89
L4	8.92E+04	7.84E+03	-176	2.63E+03	-85
NF	—	—	—	—	—
NS	8.94E+04	8.21E+03	-165	2.94E+03	-73

Table E-140. Minimum and maximum of F_z^{ptot} for one period at amplitude = 5.00 deg, frequency = 0.3831 rad/s, $F_n = 0.0$ in the case of prescribed pitch motion of Model 5613 scaled to $L = 154$ m.

Code	Unfiltered		Filtered	
	Minimum (kN)	Maximum (kN)	Minimum (kN)	Maximum (kN)
A1	-2.67E+05	4.38E+05	-2.68E+05	4.37E+05
A2	8.10E+04	9.93E+04	8.14E+04	9.91E+04
FD	7.98E+04	9.93E+04	7.99E+04	9.92E+04
L1	7.22E+04	9.83E+04	7.22E+04	9.82E+04
L3	8.36E+04	9.87E+04	8.37E+04	9.87E+04
L4	8.22E+04	9.92E+04	8.31E+04	9.91E+04
NF	—	—	—	—
NS	8.14E+04	9.99E+04	8.25E+04	9.98E+04

TASK 1/PITCH MOTION/MODEL 5613



Data identically zero, insufficient, or not available from NFA.

Figure E-71. Time history of $F_z^{p\text{tot}}$ for one period at amplitude = 1.00 deg, frequency = 1.1000 rad/s, Fn = 0.0 in the case of prescribed pitch motion of Model 5613 scaled to L = 154 m.

TASK 1/PITCH MOTION/MODEL 5613

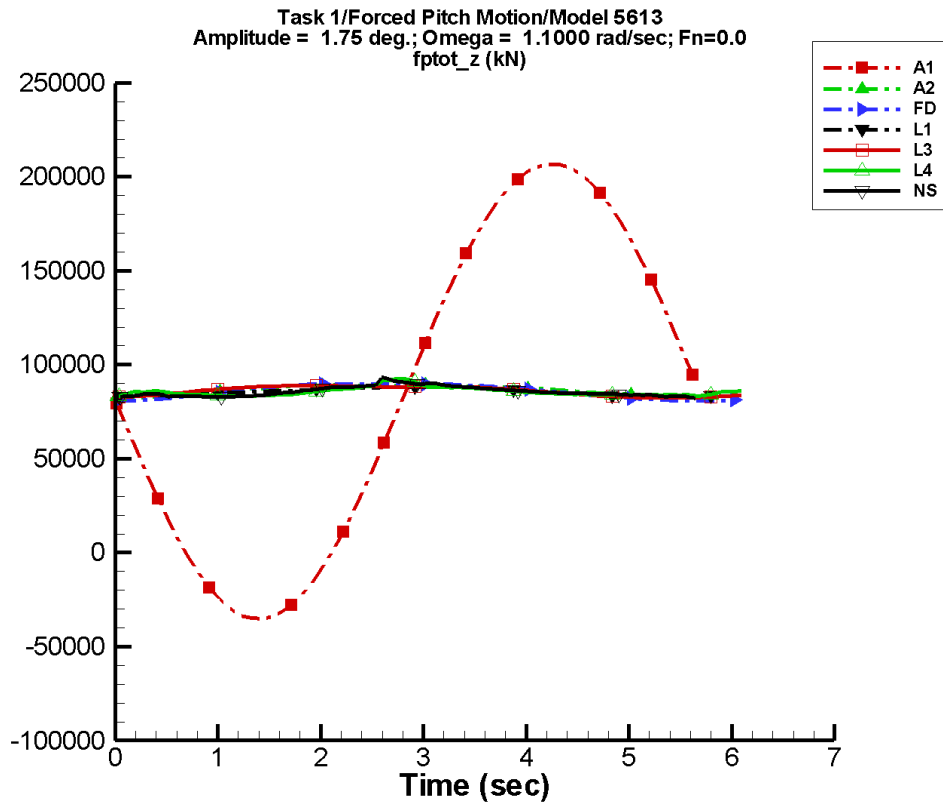
Table E-141. Coefficients of the Fourier fit $a_0 + a_1 \sin(\omega t + \Phi_1) + a_2 \sin(2\omega t + \Phi_2) + \dots$ of F_z^{ptot} for one period at amplitude = 1.00 deg, frequency = 1.1000 rad/s, $F_n = 0.0$ in the case of prescribed pitch motion of Model 5613 scaled to $L = 154$ m.

Code	a_0 (kN)	a_1 (kN)	Φ_1 (deg)	a_2 (kN)	Φ_2 (deg)
A1	8.59E+04	6.95E+04	-178	55.0	89
A2	8.59E+04	1.89E+03	-91	30.1	146
FD	8.55E+04	2.61E+03	-84	279.	-90
L1	8.55E+04	1.50E+03	-83	161.	13
L3	8.57E+04	1.72E+03	-72	290.	-60
L4	8.56E+04	1.47E+03	-94	723.	79
NF	—	—	—	—	—
NS	8.57E+04	2.15E+03	-96	498.	107

Table E-142. Minimum and maximum of F_z^{ptot} for one period at amplitude = 1.00 deg, frequency = 1.1000 rad/s, $F_n = 0.0$ in the case of prescribed pitch motion of Model 5613 scaled to $L = 154$ m.

Code	Unfiltered		Filtered	
	Minimum (kN)	Maximum (kN)	Minimum (kN)	Maximum (kN)
A1	1.64E+04	1.55E+05	1.76E+04	1.53E+05
A2	8.40E+04	8.78E+04	8.40E+04	8.77E+04
FD	8.27E+04	8.79E+04	8.27E+04	8.79E+04
L1	8.40E+04	8.71E+04	8.40E+04	8.71E+04
L3	8.38E+04	8.71E+04	8.39E+04	8.71E+04
L4	8.40E+04	8.82E+04	8.43E+04	8.80E+04
NF	—	—	—	—
NS	8.35E+04	8.86E+04	8.37E+04	8.85E+04

TASK 1/PITCH MOTION/MODEL 5613



Data identically zero, insufficient, or not available from NFA.

Figure E-72. Time history of $F_z^{p\text{tot}}$ for one period at amplitude = 1.75 deg, frequency = 1.1000 rad/s, Fn = 0.0 in the case of prescribed pitch motion of Model 5613 scaled to L = 154 m.

TASK 1/PITCH MOTION/MODEL 5613

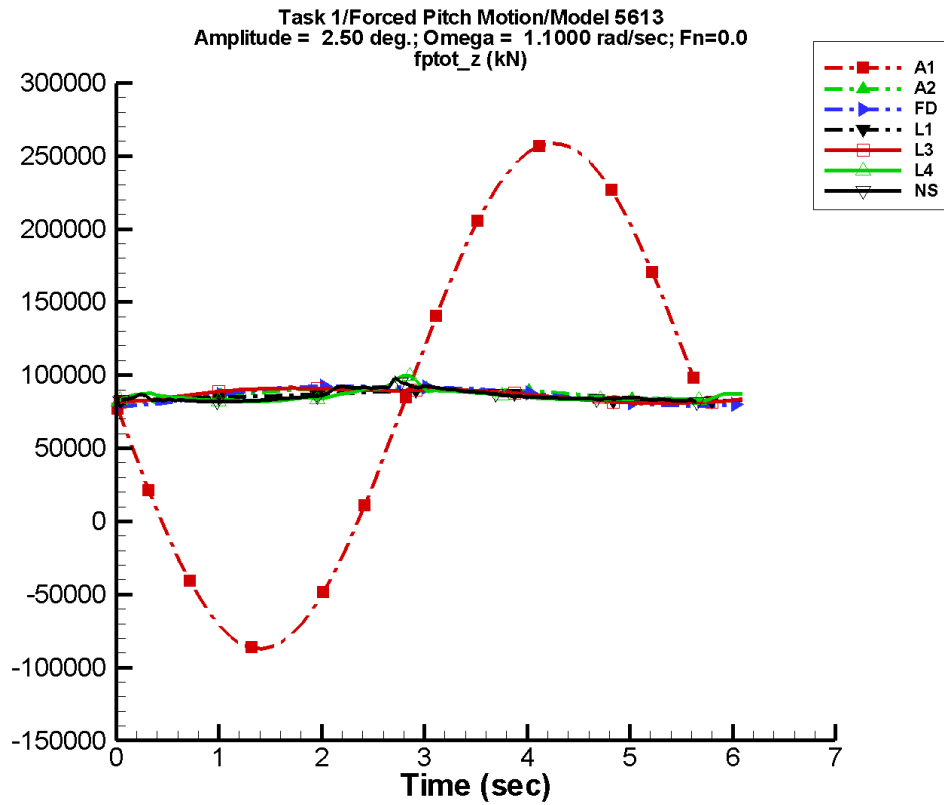
Table E-143. Coefficients of the Fourier fit $a_0 + a_1 \sin(\omega t + \Phi_1) + a_2 \sin(2\omega t + \Phi_2) + \dots$ of F_z^{ptot} for one period at amplitude = 1.75 deg, frequency = 1.1000 rad/s, $F_n = 0.0$ in the case of prescribed pitch motion of Model 5613 scaled to $L = 154$ m.

Code	a_0 (kN)	a_1 (kN)	Φ_1 (deg)	a_2 (kN)	Φ_2 (deg)
A1	8.58E+04	1.21E+05	-178	98.2	93
A2	8.64E+04	3.34E+03	-85	686.	-106
FD	8.60E+04	4.64E+03	-78	775.	-90
L1	8.55E+04	2.63E+03	-83	494.	13
L3	8.62E+04	3.23E+03	-64	828.	-57
L4	8.57E+04	2.53E+03	-96	1.97E+03	81
NF	—	—	—	—	—
NS	8.57E+04	3.31E+03	-96	1.24E+03	103

Table E-144. Minimum and maximum of F_z^{ptot} for one period at amplitude = 1.75 deg, frequency = 1.1000 rad/s, $F_n = 0.0$ in the case of prescribed pitch motion of Model 5613 scaled to $L = 154$ m.

Code	Unfiltered		Filtered	
	Minimum (kN)	Maximum (kN)	Minimum (kN)	Maximum (kN)
A1	-3.53E+04	2.07E+05	-3.32E+04	2.03E+05
A2	8.26E+04	8.92E+04	8.26E+04	8.91E+04
FD	8.07E+04	8.98E+04	8.08E+04	8.99E+04
L1	8.27E+04	8.83E+04	8.27E+04	8.82E+04
L3	8.24E+04	8.89E+04	8.25E+04	8.88E+04
L4	8.32E+04	9.33E+04	8.34E+04	9.18E+04
NF	—	—	—	—
NS	8.21E+04	9.34E+04	8.25E+04	9.09E+04

TASK 1/PITCH MOTION/MODEL 5613



Data identically zero, insufficient, or not available from NFA.

Figure E-73. Time history of $F_z^{p\text{tot}}$ for one period at amplitude = 2.50 deg, frequency = 1.1000 rad/s, Fn = 0.0 in the case of prescribed pitch motion of Model 5613 scaled to L = 154 m.

TASK 1/PITCH MOTION/MODEL 5613

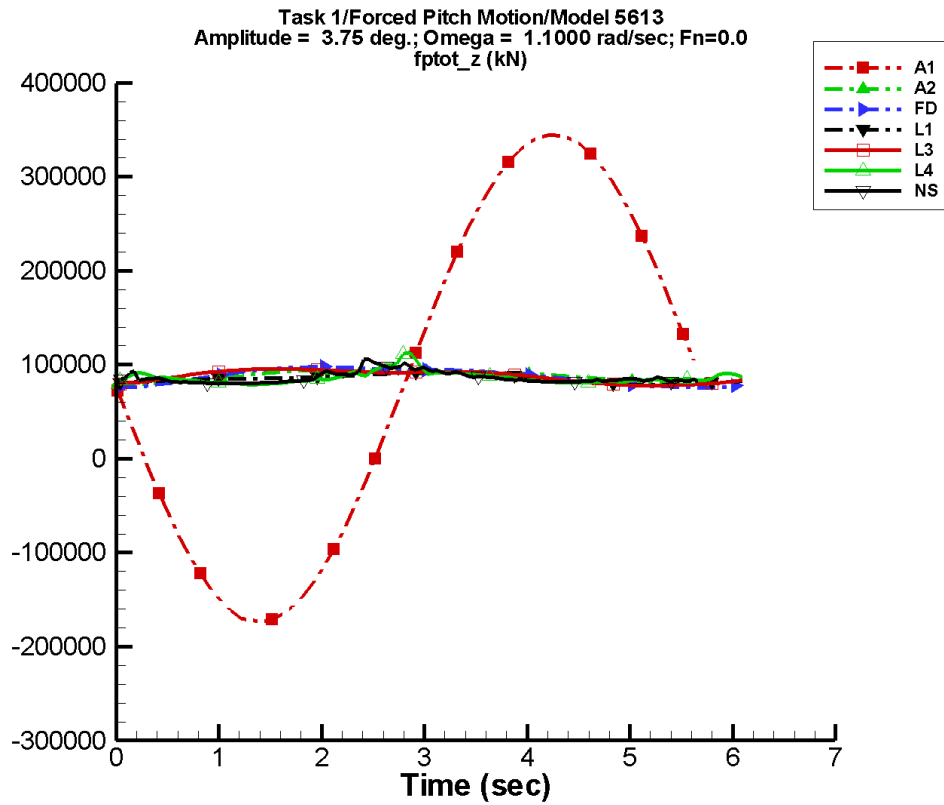
Table E-145. Coefficients of the Fourier fit $a_0 + a_1 \sin(\omega t + \Phi_1) + a_2 \sin(2\omega t + \Phi_2) + \dots$ of F_z^{ptot} for one period at amplitude = 2.50 deg, frequency = 1.1000 rad/s, $F_n = 0.0$ in the case of prescribed pitch motion of Model 5613 scaled to $L = 154$ m.

Code	a_0 (kN)	a_1 (kN)	Φ_1 (deg)	a_2 (kN)	Φ_2 (deg)
A1	8.58E+04	1.73E+05	-178	144.	98
A2	8.70E+04	4.73E+03	-87	1.18E+03	-104
FD	8.66E+04	6.75E+03	-74	1.42E+03	-90
L1	8.54E+04	3.76E+03	-83	1.01E+03	13
L3	8.67E+04	4.90E+03	-58	1.56E+03	-53
L4	8.60E+04	3.62E+03	-96	3.62E+03	80
NF	—	—	—	—	—
NS	8.59E+04	4.34E+03	-94	2.45E+03	105

Table E-146. Minimum and maximum of F_z^{ptot} for one period at amplitude = 2.50 deg, frequency = 1.1000 rad/s, $F_n = 0.0$ in the case of prescribed pitch motion of Model 5613 scaled to $L = 154$ m.

Code	Unfiltered		Filtered	
	Minimum (kN)	Maximum (kN)	Minimum (kN)	Maximum (kN)
A1	-8.72E+04	2.59E+05	-8.43E+04	2.53E+05
A2	8.12E+04	9.14E+04	8.12E+04	9.10E+04
FD	7.88E+04	9.24E+04	7.90E+04	9.22E+04
L1	8.12E+04	8.96E+04	8.13E+04	8.95E+04
L3	8.09E+04	9.11E+04	8.09E+04	9.10E+04
L4	8.20E+04	9.98E+04	8.23E+04	9.72E+04
NF	—	—	—	—
NS	8.07E+04	9.87E+04	8.20E+04	9.33E+04

TASK 1/PITCH MOTION/MODEL 5613



Data identically zero, insufficient, or not available from NFA.

Figure E-74. Time history of $F_z^{p\text{tot}}$ for one period at amplitude = 3.75 deg, frequency = 1.1000 rad/s, Fn = 0.0 in the case of prescribed pitch motion of Model 5613 scaled to L = 154 m.

TASK 1/PITCH MOTION/MODEL 5613

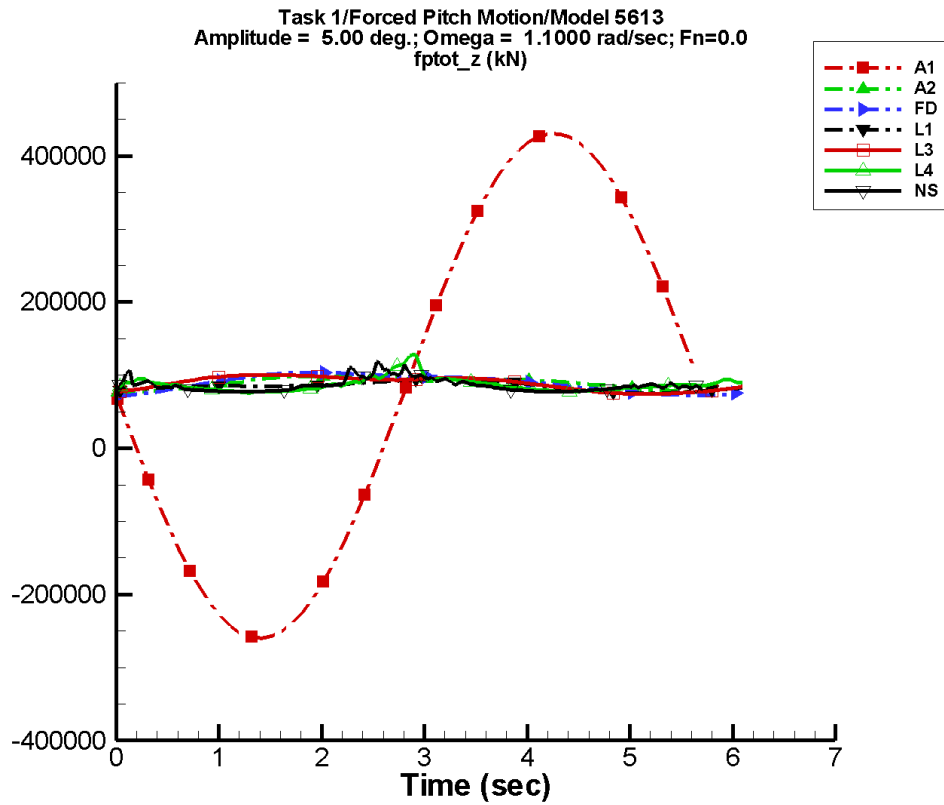
Table E-147. Coefficients of the Fourier fit $a_0 + a_1 \sin(\omega t + \Phi_1) + a_2 \sin(2\omega t + \Phi_2) + \dots$ of F_z^{ptot} for one period at amplitude = 3.75 deg, frequency = 1.1000 rad/s, $F_n = 0.0$ in the case of prescribed pitch motion of Model 5613 scaled to $L = 154$ m.

Code	a_0 (kN)	a_1 (kN)	Φ_1 (deg)	a_2 (kN)	Φ_2 (deg)
A1	8.58E+04	2.59E+05	-178	224.	106
A2	8.80E+04	7.24E+03	-82	1.84E+03	-106
FD	8.80E+04	1.04E+04	-69	2.69E+03	-90
L1	8.53E+04	5.65E+03	-83	2.27E+03	13
L3	8.79E+04	8.00E+03	-52	3.18E+03	-47
L4	8.64E+04	5.27E+03	-96	7.01E+03	82
NF	—	—	—	—	—
NS	8.61E+04	5.42E+03	-89	5.45E+03	107

Table E-148. Minimum and maximum of F_z^{ptot} for one period at amplitude = 3.75 deg, frequency = 1.1000 rad/s, $F_n = 0.0$ in the case of prescribed pitch motion of Model 5613 scaled to $L = 154$ m.

Code	Unfiltered		Filtered	
	Minimum (kN)	Maximum (kN)	Minimum (kN)	Maximum (kN)
A1	-1.73E+05	3.44E+05	-1.69E+05	3.37E+05
A2	7.88E+04	9.44E+04	7.90E+04	9.41E+04
FD	7.55E+04	9.76E+04	7.60E+04	9.72E+04
L1	7.84E+04	9.21E+04	7.85E+04	9.20E+04
L3	7.78E+04	9.55E+04	7.80E+04	9.54E+04
L4	7.86E+04	1.13E+05	7.96E+04	1.09E+05
NF	—	—	—	—
NS	7.95E+04	1.06E+05	7.99E+04	1.00E+05

TASK 1/PITCH MOTION/MODEL 5613



Data identically zero, insufficient, or not available from NFA.

Figure E-75. Time history of $F_z^{p\text{tot}}$ for one period at amplitude = 5.00 deg, frequency = 1.1000 rad/s, Fn = 0.0 in the case of prescribed pitch motion of Model 5613 scaled to L = 154 m.

TASK 1/PITCH MOTION/MODEL 5613

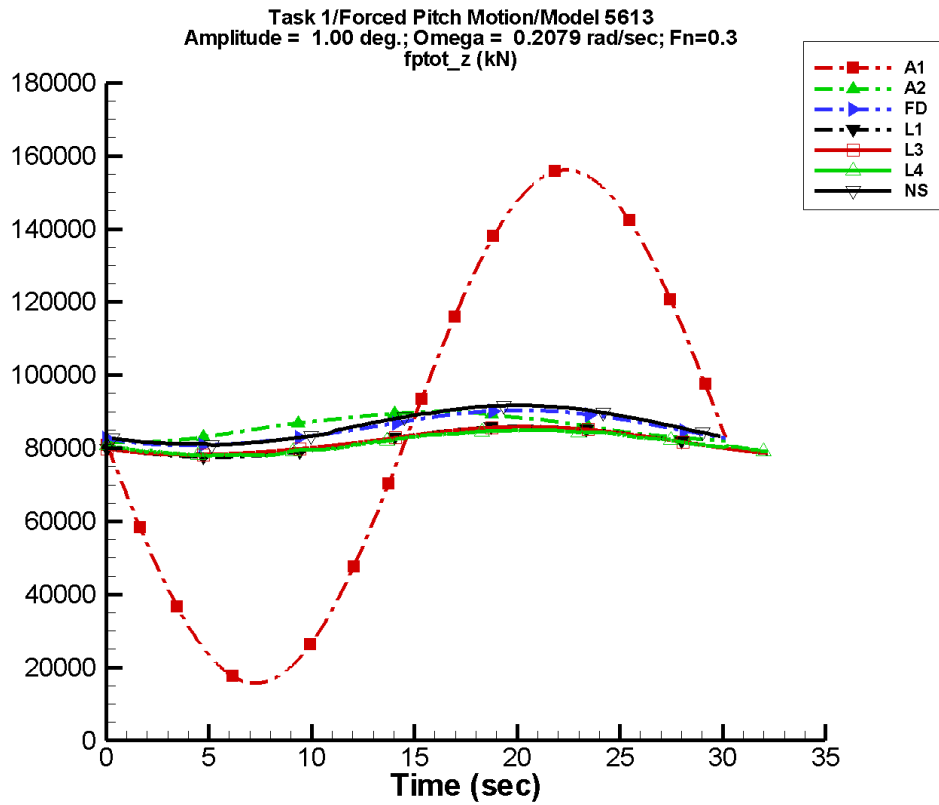
Table E-149. Coefficients of the Fourier fit $a_0 + a_1 \sin(\omega t + \Phi_1) + a_2 \sin(2\omega t + \Phi_2) + \dots$ of F_z^{ptot} for one period at amplitude = 5.00 deg, frequency = 1.1000 rad/s, $F_n = 0.0$ in the case of prescribed pitch motion of Model 5613 scaled to $L = 154$ m.

Code	a_0 (kN)	a_1 (kN)	Φ_1 (deg)	a_2 (kN)	Φ_2 (deg)
A1	8.57E+04	3.46E+05	-178	313.	114
A2	8.95E+04	9.72E+03	-81	3.46E+03	-106
FD	8.96E+04	1.43E+04	-65	4.15E+03	-90
L1	8.51E+04	7.53E+03	-83	4.03E+03	13
L3	8.93E+04	1.14E+04	-48	5.27E+03	-41
L4	8.70E+04	7.01E+03	-94	1.12E+04	82
NF	—	—	—	—	—
NS	8.59E+04	5.92E+03	-78	9.20E+03	106

Table E-150. Minimum and maximum of F_z^{ptot} for one period at amplitude = 5.00 deg, frequency = 1.1000 rad/s, $F_n = 0.0$ in the case of prescribed pitch motion of Model 5613 scaled to $L = 154$ m.

Code	Unfiltered		Filtered	
	Minimum (kN)	Maximum (kN)	Minimum (kN)	Maximum (kN)
A1	-2.60E+05	4.30E+05	-2.54E+05	4.20E+05
A2	7.65E+04	9.84E+04	7.67E+04	9.81E+04
FD	7.23E+04	1.03E+05	7.31E+04	1.03E+05
L1	7.50E+04	9.50E+04	7.52E+04	9.48E+04
L3	7.42E+04	1.01E+05	7.45E+04	1.00E+05
L4	7.59E+04	1.30E+05	7.71E+04	1.24E+05
NF	—	—	—	—
NS	7.73E+04	1.18E+05	7.74E+04	1.06E+05

TASK 1/PITCH MOTION/MODEL 5613



Data identically zero, insufficient, or not available from NFA.

Figure E-76. Time history of $F_z^{p\text{tot}}$ for one period at amplitude = 1.00 deg, frequency = 0.2079 rad/s, Fn = 0.3 in the case of prescribed pitch motion of Model 5613 scaled to L = 154 m.

TASK 1/PITCH MOTION/MODEL 5613

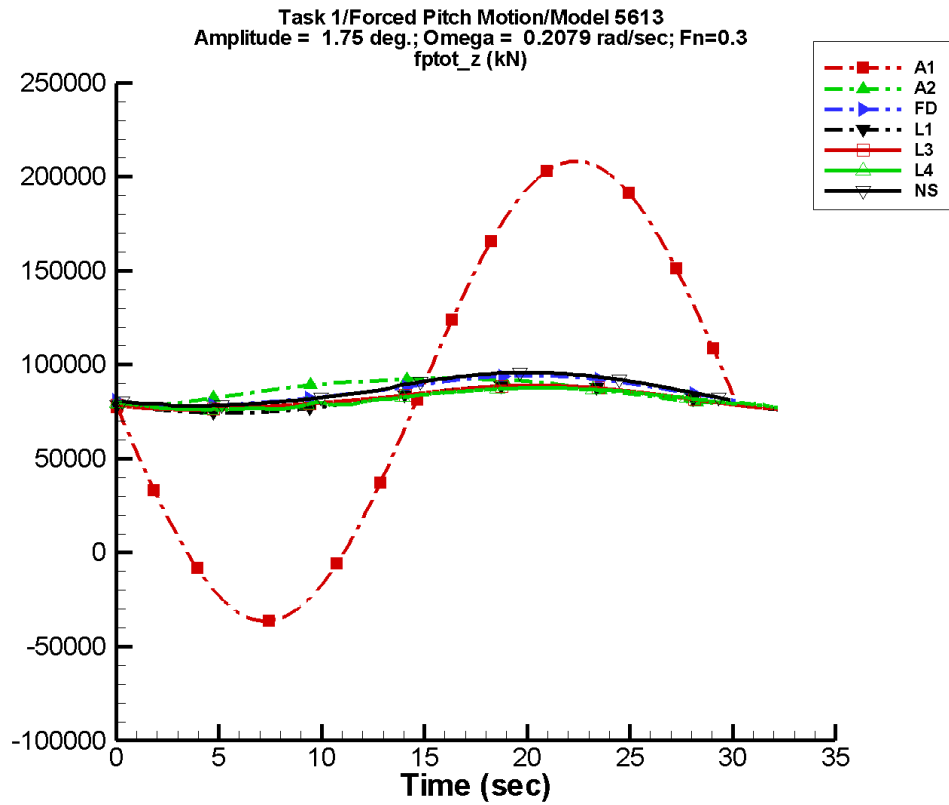
Table E-151. Coefficients of the Fourier fit $a_0 + a_1 \sin(\omega t + \Phi_1) + a_2 \sin(2\omega t + \Phi_2) + \dots$ of F_z^{ptot} for one period at amplitude = 1.00 deg, frequency = 0.2079 rad/s, $F_n = 0.3$ in the case of prescribed pitch motion of Model 5613 scaled to $L = 154$ m.

Code	a_0 (kN)	a_1 (kN)	Φ_1 (deg)	a_2 (kN)	Φ_2 (deg)
A1	8.59E+04	7.02E+04	-177	51.8	177
A2	8.59E+04	4.03E+03	-100	83.7	-147
FD	8.55E+04	4.78E+03	-147	270.	-88
L1	8.18E+04	4.18E+03	-153	34.5	93
L3	8.20E+04	3.82E+03	-150	245.	-92
L4	8.16E+04	3.43E+03	-157	136.	86
NF	—	—	—	—	—
NS	8.62E+04	5.50E+03	-148	111.	-48

Table E-152. Minimum and maximum of F_z^{ptot} for one period at amplitude = 1.00 deg, frequency = 0.2079 rad/s, $F_n = 0.3$ in the case of prescribed pitch motion of Model 5613 scaled to $L = 154$ m.

Code	Unfiltered		Filtered	
	Minimum (kN)	Maximum (kN)	Minimum (kN)	Maximum (kN)
A1	1.55E+04	1.56E+05	1.54E+04	1.56E+05
A2	8.16E+04	9.01E+04	8.17E+04	9.00E+04
FD	8.08E+04	9.04E+04	8.08E+04	9.04E+04
L1	7.76E+04	8.60E+04	7.76E+04	8.60E+04
L3	7.82E+04	8.59E+04	7.82E+04	8.59E+04
L4	7.80E+04	8.50E+04	7.81E+04	8.50E+04
NF	—	—	—	—
NS	8.08E+04	9.18E+04	8.10E+04	9.18E+04

TASK 1/PITCH MOTION/MODEL 5613



Data identically zero, insufficient, or not available from NFA.

Figure E-77. Time history of $F_z^{p\text{tot}}$ for one period at amplitude = 1.75 deg, frequency = 0.2079 rad/s, Fn = 0.3 in the case of prescribed pitch motion of Model 5613 scaled to L = 154 m.

TASK 1/PITCH MOTION/MODEL 5613

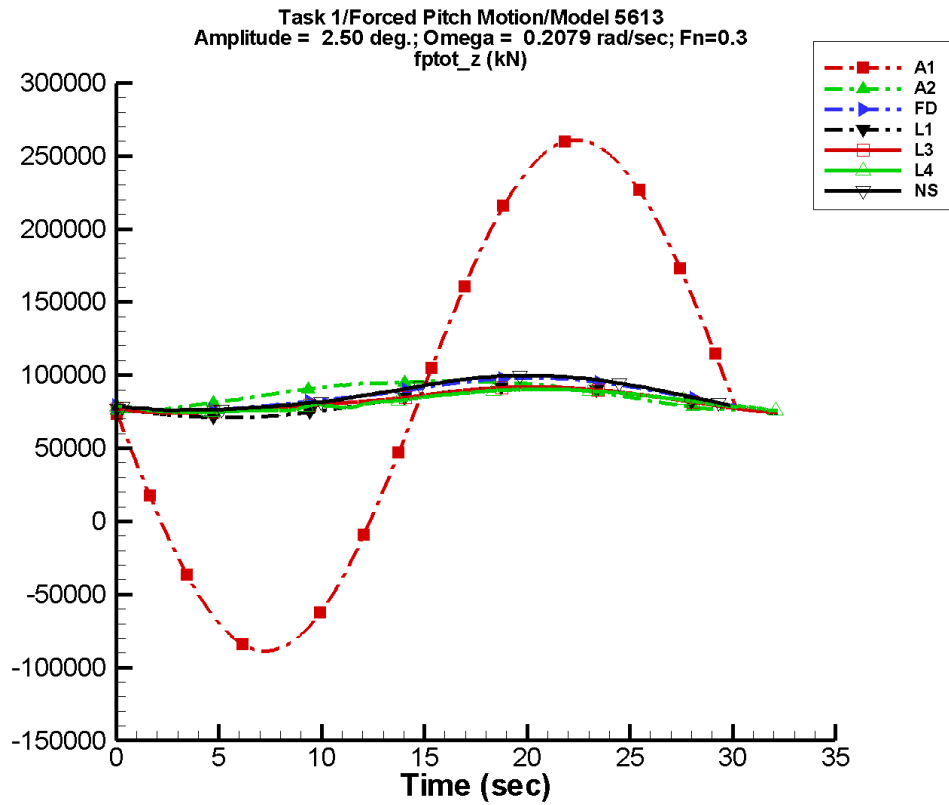
Table E-153. Coefficients of the Fourier fit $a_0 + a_1 \sin(\omega t + \Phi_1) + a_2 \sin(2\omega t + \Phi_2) + \dots$ of F_z^{ptot} for one period at amplitude = 1.75 deg, frequency = 0.2079 rad/s, $F_n = 0.3$ in the case of prescribed pitch motion of Model 5613 scaled to $L = 154$ m.

Code	a_0 (kN)	a_1 (kN)	Φ_1 (deg)	a_2 (kN)	Φ_2 (deg)
A1	8.59E+04	1.22E+05	-177	92.5	176
A2	8.65E+04	6.97E+03	-97	797.	-100
FD	8.60E+04	7.97E+03	-145	752.	-88
L1	8.17E+04	7.32E+03	-153	106.	93
L3	8.24E+04	6.27E+03	-148	671.	-92
L4	8.19E+04	5.71E+03	-156	198.	-85
NF	—	—	—	—	—
NS	8.67E+04	8.99E+03	-147	573.	-65

Table E-154. Minimum and maximum of F_z^{ptot} for one period at amplitude = 1.75 deg, frequency = 0.2079 rad/s, $F_n = 0.3$ in the case of prescribed pitch motion of Model 5613 scaled to $L = 154$ m.

Code	Unfiltered		Filtered	
	Minimum (kN)	Maximum (kN)	Minimum (kN)	Maximum (kN)
A1	-3.67E+04	2.08E+05	-3.70E+04	2.08E+05
A2	7.85E+04	9.31E+04	7.85E+04	9.31E+04
FD	7.81E+04	9.43E+04	7.81E+04	9.43E+04
L1	7.44E+04	8.90E+04	7.44E+04	8.90E+04
L3	7.62E+04	8.90E+04	7.62E+04	8.90E+04
L4	7.61E+04	8.78E+04	7.62E+04	8.78E+04
NF	—	—	—	—
NS	7.80E+04	9.61E+04	7.81E+04	9.60E+04

TASK 1/PITCH MOTION/MODEL 5613



Data identically zero, insufficient, or not available from NFA.

Figure E-78. Time history of $F_z^{p\text{tot}}$ for one period at amplitude = 2.50 deg, frequency = 0.2079 rad/s, Fn = 0.3 in the case of prescribed pitch motion of Model 5613 scaled to L = 154 m.

TASK 1/PITCH MOTION/MODEL 5613

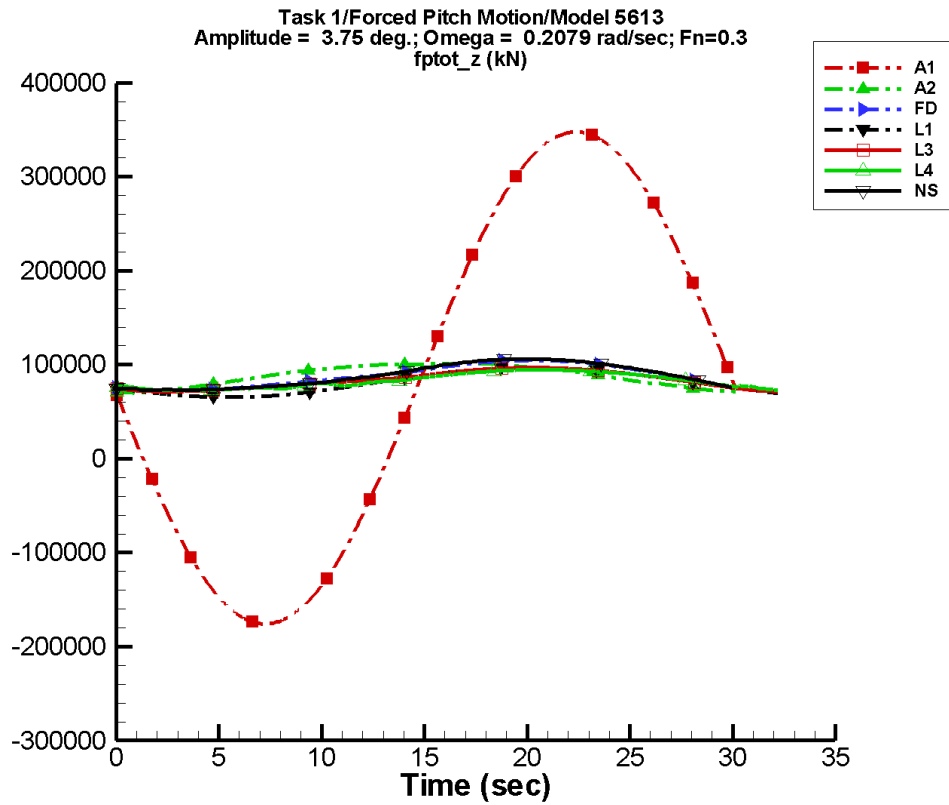
Table E-155. Coefficients of the Fourier fit $a_0 + a_1 \sin(\omega t + \Phi_1) + a_2 \sin(2\omega t + \Phi_2) + \dots$ of F_z^{ptot} for one period at amplitude = 2.50 deg, frequency = 0.2079 rad/s, $F_n = 0.3$ in the case of prescribed pitch motion of Model 5613 scaled to $L = 154$ m.

Code	a_0 (kN)	a_1 (kN)	Φ_1 (deg)	a_2 (kN)	Φ_2 (deg)
A1	8.60E+04	1.75E+05	-177	136.	175
A2	8.72E+04	9.96E+03	-98	1.32E+03	-97
FD	8.66E+04	1.10E+04	-144	1.38E+03	-88
L1	8.17E+04	1.05E+04	-153	215.	93
L3	8.30E+04	8.51E+03	-146	1.20E+03	-92
L4	8.23E+04	7.72E+03	-155	714.	-86
NF	—	—	—	—	—
NS	8.74E+04	1.21E+04	-146	1.08E+03	-70

Table E-156. Minimum and maximum of F_z^{ptot} for one period at amplitude = 2.50 deg, frequency = 0.2079 rad/s, $F_n = 0.3$ in the case of prescribed pitch motion of Model 5613 scaled to $L = 154$ m.

Code	Unfiltered		Filtered	
	Minimum (kN)	Maximum (kN)	Minimum (kN)	Maximum (kN)
A1	-8.93E+04	2.61E+05	-8.97E+04	2.61E+05
A2	7.54E+04	9.61E+04	7.54E+04	9.61E+04
FD	7.56E+04	9.82E+04	7.56E+04	9.82E+04
L1	7.11E+04	9.20E+04	7.11E+04	9.20E+04
L3	7.44E+04	9.20E+04	7.44E+04	9.20E+04
L4	7.43E+04	9.05E+04	7.46E+04	9.04E+04
NF	—	—	—	—
NS	7.60E+04	1.00E+05	7.62E+04	1.00E+05

TASK 1/PITCH MOTION/MODEL 5613



Data identically zero, insufficient, or not available from NFA.

Figure E-79. Time history of $F_z^{p\text{tot}}$ for one period at amplitude = 3.75 deg, frequency = 0.2079 rad/s, Fn = 0.3 in the case of prescribed pitch motion of Model 5613 scaled to L = 154 m.

TASK 1/PITCH MOTION/MODEL 5613

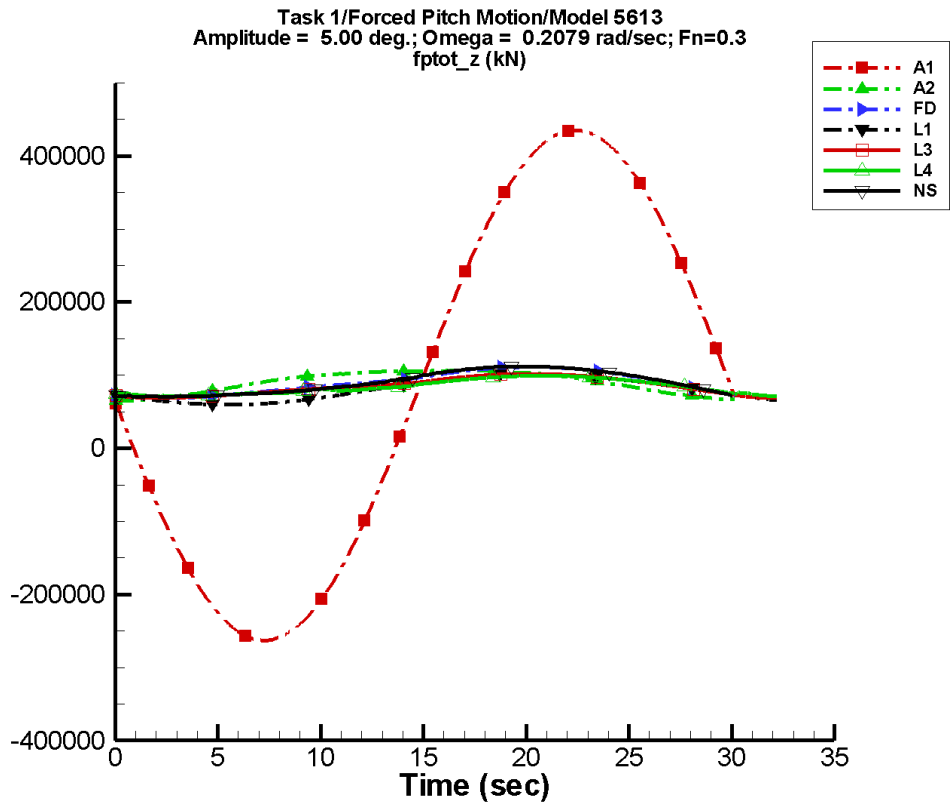
Table E-157. Coefficients of the Fourier fit $a_0 + a_1 \sin(\omega t + \Phi_1) + a_2 \sin(2\omega t + \Phi_2) + \dots$ of F_z^{ptot} for one period at amplitude = 3.75 deg, frequency = 0.2079 rad/s, Fn = 0.3 in the case of prescribed pitch motion of Model 5613 scaled to L = 154 m.

Code	a_0 (kN)	a_1 (kN)	Φ_1 (deg)	a_2 (kN)	Φ_2 (deg)
A1	8.60E+04	2.62E+05	-177	215.	175
A2	8.82E+04	1.49E+04	-96	2.04E+03	-98
FD	8.80E+04	1.57E+04	-142	2.63E+03	-88
L1	8.14E+04	1.57E+04	-153	484.	93
L3	8.41E+04	1.19E+04	-143	2.20E+03	-93
L4	8.32E+04	1.06E+04	-153	1.63E+03	-86
NF	—	—	—	—	—
NS	8.85E+04	1.68E+04	-145	1.99E+03	-67

Table E-158. Minimum and maximum of F_z^{ptot} for one period at amplitude = 3.75 deg, frequency = 0.2079 rad/s, Fn = 0.3 in the case of prescribed pitch motion of Model 5613 scaled to L = 154 m.

Code	Unfiltered		Filtered	
	Minimum (kN)	Maximum (kN)	Minimum (kN)	Maximum (kN)
A1	-1.77E+05	3.48E+05	-1.77E+05	3.48E+05
A2	7.01E+04	1.01E+05	7.03E+04	1.01E+05
FD	7.18E+04	1.05E+05	7.18E+04	1.05E+05
L1	6.54E+04	9.68E+04	6.55E+04	9.68E+04
L3	7.16E+04	9.70E+04	7.16E+04	9.70E+04
L4	7.21E+04	9.49E+04	7.27E+04	9.48E+04
NF	—	—	—	—
NS	7.30E+04	1.07E+05	7.31E+04	1.06E+05

TASK 1/PITCH MOTION/MODEL 5613



Data identically zero, insufficient, or not available from NFA.

Figure E-80. Time history of $F_z^{p\text{tot}}$ for one period at amplitude = 5.00 deg, frequency = 0.2079 rad/s, $F_n = 0.3$ in the case of prescribed pitch motion of Model 5613 scaled to $L = 154$ m.

TASK 1/PITCH MOTION/MODEL 5613

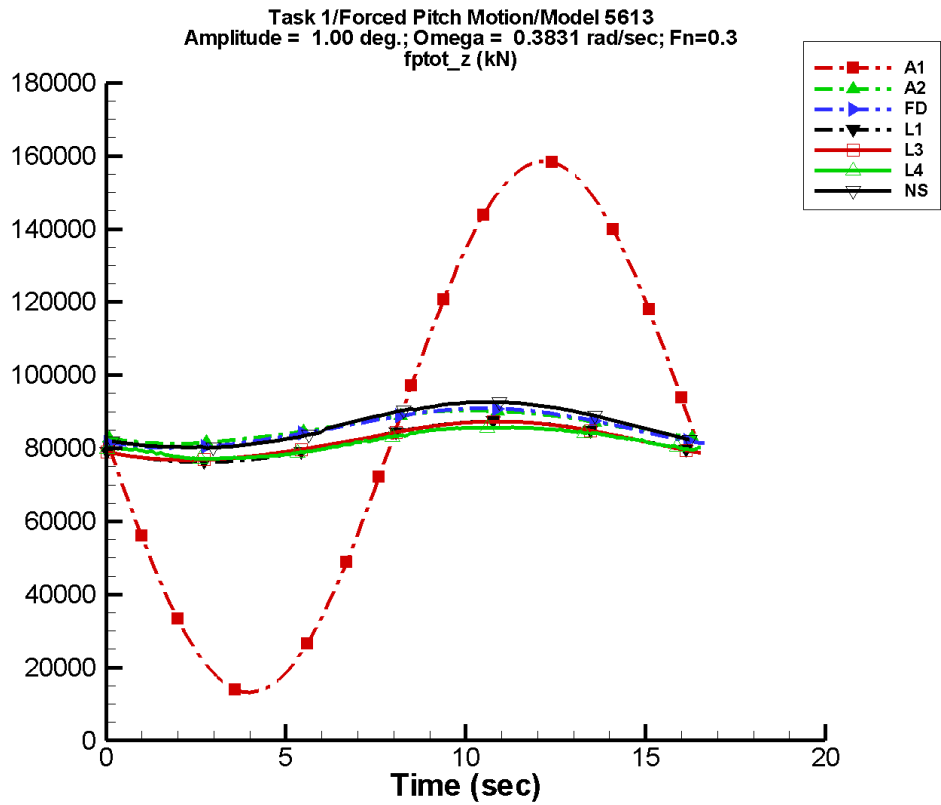
Table E-159. Coefficients of the Fourier fit $a_0 + a_1 \sin(\omega t + \Phi_1) + a_2 \sin(2\omega t + \Phi_2) + \dots$ of F_z^{ptot} for one period at amplitude = 5.00 deg, frequency = 0.2079 rad/s, Fn = 0.3 in the case of prescribed pitch motion of Model 5613 scaled to L = 154 m.

Code	a_0 (kN)	a_1 (kN)	Φ_1 (deg)	a_2 (kN)	Φ_2 (deg)
A1	8.60E+04	3.49E+05	-177	304.	176
A2	8.98E+04	1.99E+04	-95	3.73E+03	-97
FD	8.96E+04	2.01E+04	-140	4.05E+03	-89
L1	8.11E+04	2.09E+04	-153	859.	93
L3	8.54E+04	1.51E+04	-141	3.27E+03	-93
L4	8.44E+04	1.32E+04	-152	2.82E+03	-86
NF	—	—	—	—	—
NS	8.98E+04	2.09E+04	-144	3.01E+03	-66

Table E-160. Minimum and maximum of F_z^{ptot} for one period at amplitude = 5.00 deg, frequency = 0.2079 rad/s, Fn = 0.3 in the case of prescribed pitch motion of Model 5613 scaled to L = 154 m.

Code	Unfiltered		Filtered	
	Minimum (kN)	Maximum (kN)	Minimum (kN)	Maximum (kN)
A1	-2.64E+05	4.35E+05	-2.65E+05	4.35E+05
A2	6.50E+04	1.07E+05	6.51E+04	1.07E+05
FD	6.81E+04	1.11E+05	6.82E+04	1.11E+05
L1	5.97E+04	1.02E+05	5.97E+04	1.02E+05
L3	6.89E+04	1.02E+05	6.89E+04	1.02E+05
L4	7.01E+04	9.94E+04	7.11E+04	9.93E+04
NF	—	—	—	—
NS	7.02E+04	1.13E+05	7.06E+04	1.12E+05

TASK 1/PITCH MOTION/MODEL 5613



Data identically zero, insufficient, or not available from NFA.

Figure E-81. Time history of $F_z^{p\text{tot}}$ for one period at amplitude = 1.00 deg, frequency = 0.3831 rad/s, Fn = 0.3 in the case of prescribed pitch motion of Model 5613 scaled to L = 154 m.

TASK 1/PITCH MOTION/MODEL 5613

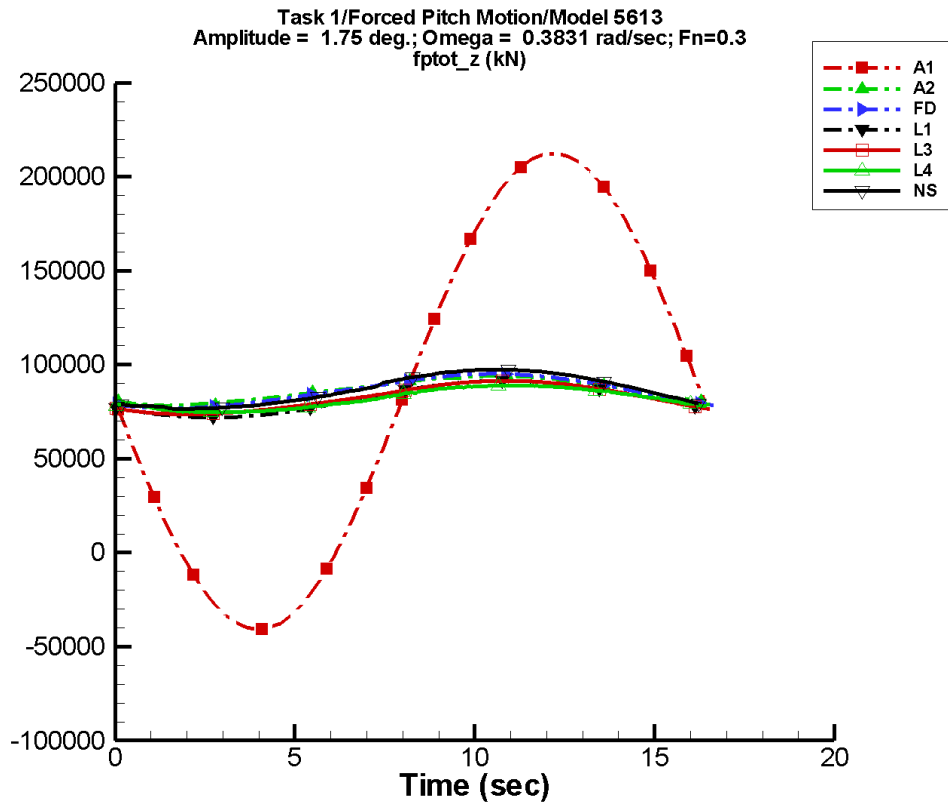
Table E-161. Coefficients of the Fourier fit $a_0 + a_1 \sin(\omega t + \Phi_1) + a_2 \sin(2\omega t + \Phi_2) + \dots$ of F_z^{ptot} for one period at amplitude = 1.00 deg, frequency = 0.3831 rad/s, $F_n = 0.3$ in the case of prescribed pitch motion of Model 5613 scaled to $L = 154$ m.

Code	a_0 (kN)	a_1 (kN)	Φ_1 (deg)	a_2 (kN)	Φ_2 (deg)
A1	8.59E+04	7.27E+04	-177	13.6	17
A2	8.58E+04	4.48E+03	-136	48.3	-99
FD	8.55E+04	5.33E+03	-137	265.	-89
L1	8.18E+04	5.58E+03	-149	35.8	85
L3	8.20E+04	5.24E+03	-147	229.	-89
L4	8.16E+04	4.20E+03	-155	318.	60
NF	—	—	—	—	—
NS	8.62E+04	6.38E+03	-143	145.	-15

Table E-162. Minimum and maximum of F_z^{ptot} for one period at amplitude = 1.00 deg, frequency = 0.3831 rad/s, $F_n = 0.3$ in the case of prescribed pitch motion of Model 5613 scaled to $L = 154$ m.

Code	Unfiltered		Filtered	
	Minimum (kN)	Maximum (kN)	Minimum (kN)	Maximum (kN)
A1	1.31E+04	1.58E+05	1.29E+04	1.58E+05
A2	8.12E+04	9.04E+04	8.12E+04	9.03E+04
FD	8.01E+04	9.09E+04	8.01E+04	9.09E+04
L1	7.62E+04	8.74E+04	7.62E+04	8.74E+04
L3	7.68E+04	8.73E+04	7.68E+04	8.73E+04
L4	7.70E+04	8.57E+04	7.71E+04	8.56E+04
NF	—	—	—	—
NS	7.99E+04	9.26E+04	8.02E+04	9.26E+04

TASK 1/PITCH MOTION/MODEL 5613



Data identically zero, insufficient, or not available from NFA.

Figure E-82. Time history of $F_z^{p\text{tot}}$ for one period at amplitude = 1.75 deg, frequency = 0.3831 rad/s, Fn = 0.3 in the case of prescribed pitch motion of Model 5613 scaled to L = 154 m.

TASK 1/PITCH MOTION/MODEL 5613

Table E-163. Coefficients of the Fourier fit $a_0 + a_1 \sin(\omega t + \Phi_1) + a_2 \sin(2\omega t + \Phi_2) + \dots$ of F_z^{ptot} for one period at amplitude = 1.75 deg, frequency = 0.3831 rad/s, $F_n = 0.3$ in the case of prescribed pitch motion of Model 5613 scaled to $L = 154$ m.

Code	a_0 (kN)	a_1 (kN)	Φ_1 (deg)	a_2 (kN)	Φ_2 (deg)
A1	8.58E+04	1.27E+05	-177	21.6	31
A2	8.64E+04	7.56E+03	-134	771.	-95
FD	8.60E+04	8.98E+03	-135	738.	-89
L1	8.17E+04	9.76E+03	-149	110.	85
L3	8.24E+04	8.78E+03	-145	635.	-89
L4	8.18E+04	7.08E+03	-155	290.	15
NF	—	—	—	—	—
NS	8.66E+04	1.06E+04	-143	623.	-44

Table E-164. Minimum and maximum of F_z^{ptot} for one period at amplitude = 1.75 deg, frequency = 0.3831 rad/s, $F_n = 0.3$ in the case of prescribed pitch motion of Model 5613 scaled to $L = 154$ m.

Code	Unfiltered		Filtered	
	Minimum (kN)	Maximum (kN)	Minimum (kN)	Maximum (kN)
A1	-4.09E+04	2.12E+05	-4.13E+04	2.12E+05
A2	7.82E+04	9.42E+04	7.83E+04	9.42E+04
FD	7.68E+04	9.52E+04	7.68E+04	9.51E+04
L1	7.19E+04	9.15E+04	7.20E+04	9.14E+04
L3	7.37E+04	9.15E+04	7.37E+04	9.14E+04
L4	7.46E+04	8.90E+04	7.48E+04	8.89E+04
NF	—	—	—	—
NS	7.64E+04	9.74E+04	7.66E+04	9.73E+04

TASK 1/PITCH MOTION/MODEL 5613

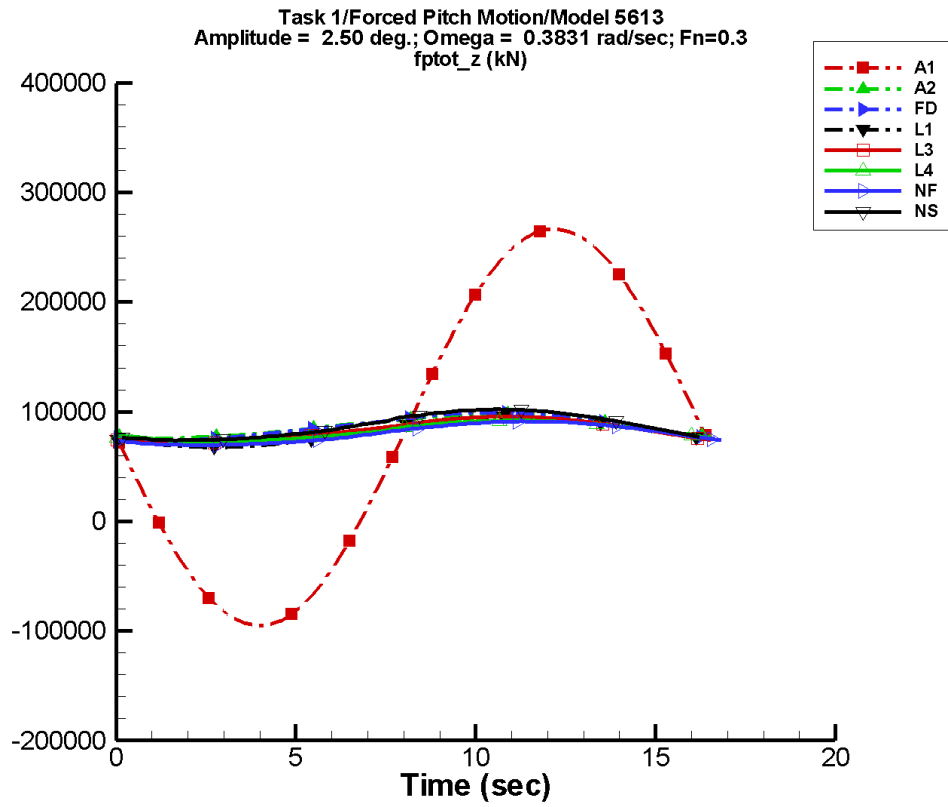


Figure E-83. Time history of F_z^{ptot} for one period at amplitude = 2.50 deg, frequency = 0.3831 rad/s, Fn = 0.3 in the case of prescribed pitch motion of Model 5613 scaled to L = 154 m.

TASK 1/PITCH MOTION/MODEL 5613

Table E-165. Coefficients of the Fourier fit $a_0 + a_1 \sin(\omega t + \Phi_1) + a_2 \sin(2\omega t + \Phi_2) + \dots$ of F_z^{ptot} for one period at amplitude = 2.50 deg, frequency = 0.3831 rad/s, $F_n = 0.3$ in the case of prescribed pitch motion of Model 5613 scaled to $L = 154$ m.

Code	a_0 (kN)	a_1 (kN)	Φ_1 (deg)	a_2 (kN)	Φ_2 (deg)
A1	8.58E+04	1.81E+05	-177	28.9	47
A2	8.70E+04	1.09E+04	-135	1.30E+03	-93
FD	8.66E+04	1.25E+04	-134	1.35E+03	-89
L1	8.17E+04	1.39E+04	-149	224.	85
L3	8.30E+04	1.21E+04	-144	1.14E+03	-89
L4	8.22E+04	9.56E+03	-155	493.	-35
NF	7.99E+04	1.02E+04	-112	876.	19
NS	8.71E+04	1.43E+04	-142	1.14E+03	-50

Table E-166. Minimum and maximum of F_z^{ptot} for one period at amplitude = 2.50 deg, frequency = 0.3831 rad/s, $F_n = 0.3$ in the case of prescribed pitch motion of Model 5613 scaled to $L = 154$ m.

Code	Unfiltered		Filtered	
	Minimum (kN)	Maximum (kN)	Minimum (kN)	Maximum (kN)
A1	-9.53E+04	2.67E+05	-9.59E+04	2.66E+05
A2	7.54E+04	9.84E+04	7.55E+04	9.82E+04
FD	7.36E+04	9.94E+04	7.36E+04	9.94E+04
L1	6.76E+04	9.55E+04	6.76E+04	9.55E+04
L3	7.08E+04	9.56E+04	7.08E+04	9.55E+04
L4	7.24E+04	9.22E+04	7.28E+04	9.20E+04
NF	6.97E+04	9.12E+04	6.97E+04	9.11E+04
NS	7.38E+04	1.02E+05	7.40E+04	1.02E+05

TASK 1/PITCH MOTION/MODEL 5613

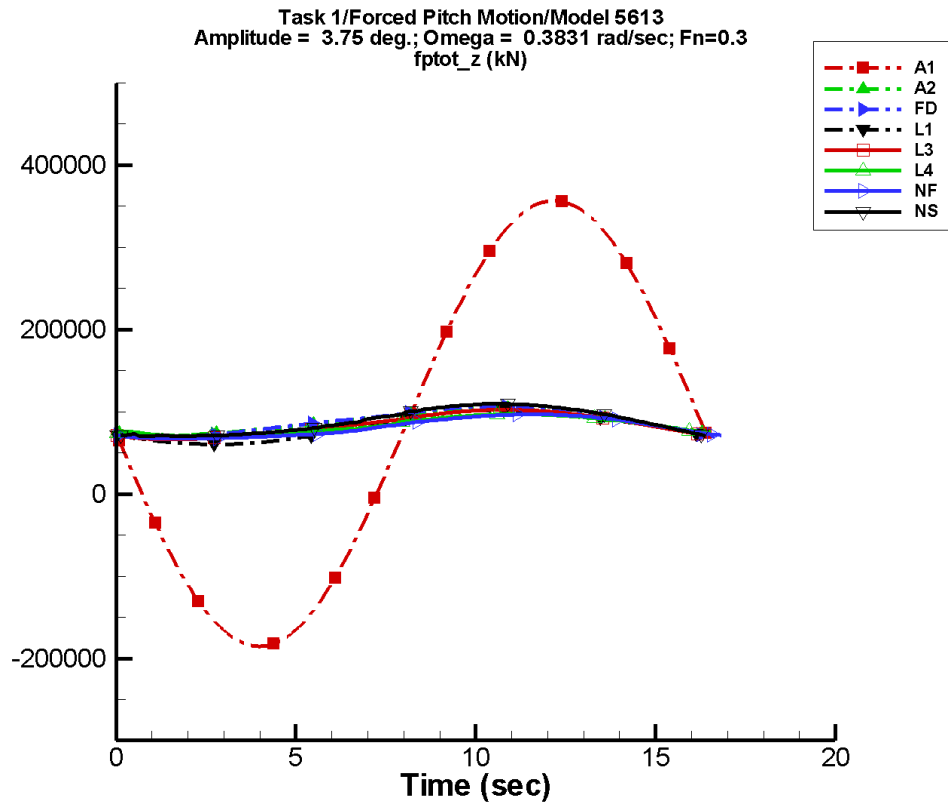


Figure E-84. Time history of F_z^{ptot} for one period at amplitude = 3.75 deg, frequency = 0.3831 rad/s, Fn = 0.3 in the case of prescribed pitch motion of Model 5613 scaled to L = 154 m.

TASK 1/PITCH MOTION/MODEL 5613

Table E-167. Coefficients of the Fourier fit $a_0 + a_1 \sin(\omega t + \Phi_1) + a_2 \sin(2\omega t + \Phi_2) + \dots$ of F_z^{ptot} for one period at amplitude = 3.75 deg, frequency = 0.3831 rad/s, $F_n = 0.3$ in the case of prescribed pitch motion of Model 5613 scaled to $L = 154$ m.

Code	a_0 (kN)	a_1 (kN)	Φ_1 (deg)	a_2 (kN)	Φ_2 (deg)
A1	8.57E+04	2.71E+05	-177	41.5	75
A2	8.78E+04	1.60E+04	-133	2.00E+03	-94
FD	8.80E+04	1.80E+04	-131	2.59E+03	-89
L1	8.14E+04	2.09E+04	-149	503.	85
L3	8.41E+04	1.74E+04	-142	2.10E+03	-89
L4	8.30E+04	1.32E+04	-154	1.12E+03	-57
NF	8.09E+04	1.41E+04	-111	1.97E+03	12
NS	8.82E+04	2.00E+04	-141	2.13E+03	-49

Table E-168. Minimum and maximum of F_z^{ptot} for one period at amplitude = 3.75 deg, frequency = 0.3831 rad/s, $F_n = 0.3$ in the case of prescribed pitch motion of Model 5613 scaled to $L = 154$ m.

Code	Unfiltered		Filtered	
	Minimum (kN)	Maximum (kN)	Minimum (kN)	Maximum (kN)
A1	-1.86E+05	3.57E+05	-1.86E+05	3.56E+05
A2	7.09E+04	1.05E+05	7.11E+04	1.04E+05
FD	6.85E+04	1.07E+05	6.86E+04	1.07E+05
L1	6.03E+04	1.02E+05	6.03E+04	1.02E+05
L3	6.64E+04	1.02E+05	6.64E+04	1.02E+05
L4	6.98E+04	9.71E+04	7.06E+04	9.70E+04
NF	6.72E+04	9.69E+04	6.73E+04	9.67E+04
NS	6.98E+04	1.10E+05	7.02E+04	1.09E+05

TASK 1/PITCH MOTION/MODEL 5613

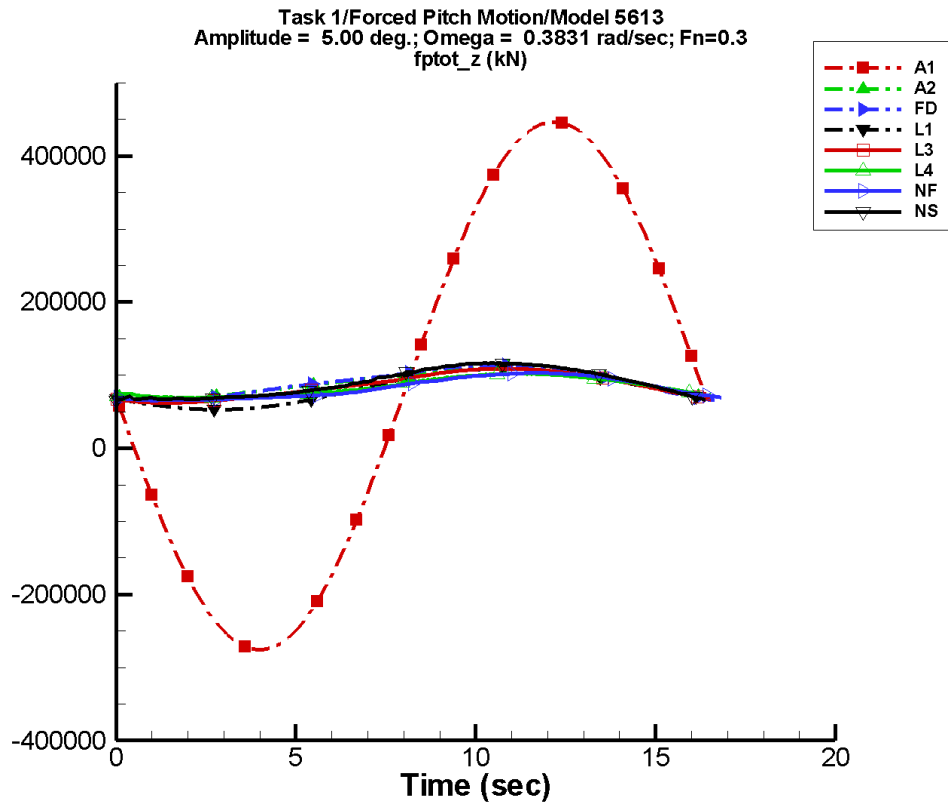


Figure E-85. Time history of F_z^{ptot} for one period at amplitude = 5.00 deg, frequency = 0.3831 rad/s, $F_n = 0.3$ in the case of prescribed pitch motion of Model 5613 scaled to $L = 154$ m.

TASK 1/PITCH MOTION/MODEL 5613

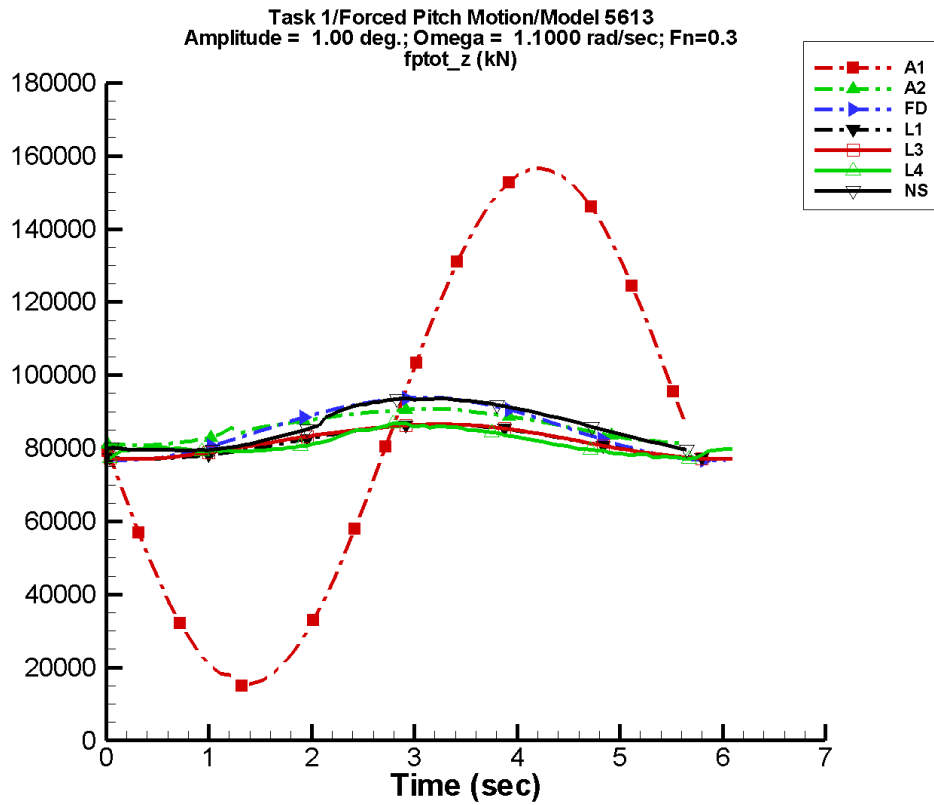
Table E-169. Coefficients of the Fourier fit $a_0 + a_1 \sin(\omega t + \Phi_1) + a_2 \sin(2\omega t + \Phi_2) + \dots$ of F_z^{ptot} for one period at amplitude = 5.00 deg, frequency = 0.3831 rad/s, $F_n = 0.3$ in the case of prescribed pitch motion of Model 5613 scaled to $L = 154$ m.

Code	a_0 (kN)	a_1 (kN)	Φ_1 (deg)	a_2 (kN)	Φ_2 (deg)
A1	8.56E+04	3.62E+05	-177	59.6	104
A2	8.94E+04	2.11E+04	-132	3.67E+03	-95
FD	8.96E+04	2.34E+04	-129	3.99E+03	-89
L1	8.11E+04	2.78E+04	-149	895.	85
L3	8.53E+04	2.24E+04	-140	3.13E+03	-89
L4	8.41E+04	1.64E+04	-153	2.07E+03	-63
NF	8.22E+04	1.78E+04	-112	3.40E+03	9
NS	8.95E+04	2.51E+04	-141	3.10E+03	-48

Table E-170. Minimum and maximum of F_z^{ptot} for one period at amplitude = 5.00 deg, frequency = 0.3831 rad/s, $F_n = 0.3$ in the case of prescribed pitch motion of Model 5613 scaled to $L = 154$ m.

Code	Unfiltered		Filtered	
	Minimum (kN)	Maximum (kN)	Minimum (kN)	Maximum (kN)
A1	-2.76E+05	4.47E+05	-2.77E+05	4.45E+05
A2	6.65E+04	1.11E+05	6.66E+04	1.11E+05
FD	6.36E+04	1.14E+05	6.38E+04	1.14E+05
L1	5.29E+04	1.09E+05	5.29E+04	1.09E+05
L3	6.22E+04	1.09E+05	6.22E+04	1.09E+05
L4	6.76E+04	1.02E+05	6.90E+04	1.02E+05
NF	6.56E+04	1.03E+05	6.57E+04	1.03E+05
NS	6.52E+04	1.17E+05	6.67E+04	1.16E+05

TASK 1/PITCH MOTION/MODEL 5613



Data identically zero, insufficient, or not available from NFA.

Figure E-86. Time history of $F_z^{p\text{tot}}$ for one period at amplitude = 1.00 deg, frequency = 1.1000 rad/s, Fn = 0.3 in the case of prescribed pitch motion of Model 5613 scaled to L = 154 m.

TASK 1/PITCH MOTION/MODEL 5613

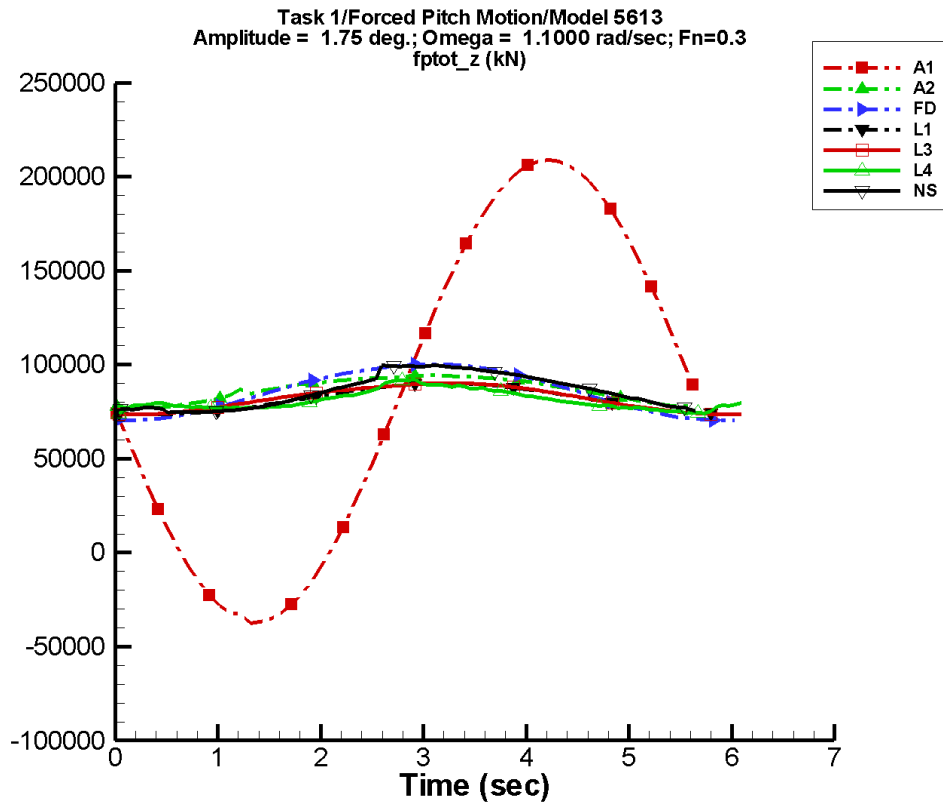
Table E-171. Coefficients of the Fourier fit $a_0 + a_1 \sin(\omega t + \Phi_1) + a_2 \sin(2\omega t + \Phi_2) + \dots$ of F_z^{ptot} for one period at amplitude = 1.00 deg, frequency = 1.1000 rad/s, $F_n = 0.3$ in the case of prescribed pitch motion of Model 5613 scaled to $L = 154$ m.

Code	a_0 (kN)	a_1 (kN)	Φ_1 (deg)	a_2 (kN)	Φ_2 (deg)
A1	8.59E+04	7.05E+04	-176	141.	-61
A2	8.59E+04	4.87E+03	-101	167.	-76
FD	8.55E+04	8.50E+03	-102	279.	-90
L1	8.18E+04	4.70E+03	-113	67.3	26
L3	8.20E+04	4.67E+03	-109	262.	-80
L4	8.14E+04	3.73E+03	-103	1.58E+03	44
NF	—	—	—	—	—
NS	8.59E+04	7.43E+03	-119	837.	84

Table E-172. Minimum and maximum of F_z^{ptot} for one period at amplitude = 1.00 deg, frequency = 1.1000 rad/s, $F_n = 0.3$ in the case of prescribed pitch motion of Model 5613 scaled to $L = 154$ m.

Code	Unfiltered		Filtered	
	Minimum (kN)	Maximum (kN)	Minimum (kN)	Maximum (kN)
A1	1.50E+04	1.57E+05	1.61E+04	1.54E+05
A2	8.08E+04	9.08E+04	8.10E+04	9.06E+04
FD	7.67E+04	9.38E+04	7.66E+04	9.38E+04
L1	7.71E+04	8.65E+04	7.72E+04	8.65E+04
L3	7.70E+04	8.66E+04	7.71E+04	8.65E+04
L4	7.72E+04	8.68E+04	7.76E+04	8.67E+04
NF	—	—	—	—
NS	7.92E+04	9.37E+04	7.93E+04	9.35E+04

TASK 1/PITCH MOTION/MODEL 5613



Data identically zero, insufficient, or not available from NFA.

Figure E-87. Time history of F_z^{ptot} for one period at amplitude = 1.75 deg, frequency = 1.1000 rad/s, $F_n = 0.3$ in the case of prescribed pitch motion of Model 5613 scaled to $L = 154$ m.

TASK 1/PITCH MOTION/MODEL 5613

Table E-173. Coefficients of the Fourier fit $a_0 + a_1 \sin(\omega t + \Phi_1) + a_2 \sin(2\omega t + \Phi_2) + \dots$ of F_z^{ptot} for one period at amplitude = 1.75 deg, frequency = 1.1000 rad/s, $F_n = 0.3$ in the case of prescribed pitch motion of Model 5613 scaled to $L = 154$ m.

Code	a_0 (kN)	a_1 (kN)	Φ_1 (deg)	a_2 (kN)	Φ_2 (deg)
A1	8.59E+04	1.23E+05	-176	242.	-63
A2	8.65E+04	8.45E+03	-99	974.	-94
FD	8.60E+04	1.48E+04	-100	775.	-90
L1	8.16E+04	8.23E+03	-113	206.	26
L3	8.23E+04	8.06E+03	-106	732.	-78
L4	8.13E+04	6.44E+03	-104	2.87E+03	53
NF	—	—	—	—	—
NS	8.56E+04	1.22E+04	-122	1.89E+03	70

Table E-174. Minimum and maximum of F_z^{ptot} for one period at amplitude = 1.75 deg, frequency = 1.1000 rad/s, $F_n = 0.3$ in the case of prescribed pitch motion of Model 5613 scaled to $L = 154$ m.

Code	Unfiltered		Filtered	
	Minimum (kN)	Maximum (kN)	Minimum (kN)	Maximum (kN)
A1	-3.76E+04	2.09E+05	-3.56E+04	2.05E+05
A2	7.70E+04	9.44E+04	7.73E+04	9.40E+04
FD	7.04E+04	1.00E+05	7.02E+04	1.00E+05
L1	7.36E+04	9.01E+04	7.37E+04	9.00E+04
L3	7.35E+04	9.02E+04	7.36E+04	9.01E+04
L4	7.39E+04	9.27E+04	7.49E+04	9.19E+04
NF	—	—	—	—
NS	7.39E+04	9.97E+04	7.43E+04	9.95E+04

TASK 1/PITCH MOTION/MODEL 5613

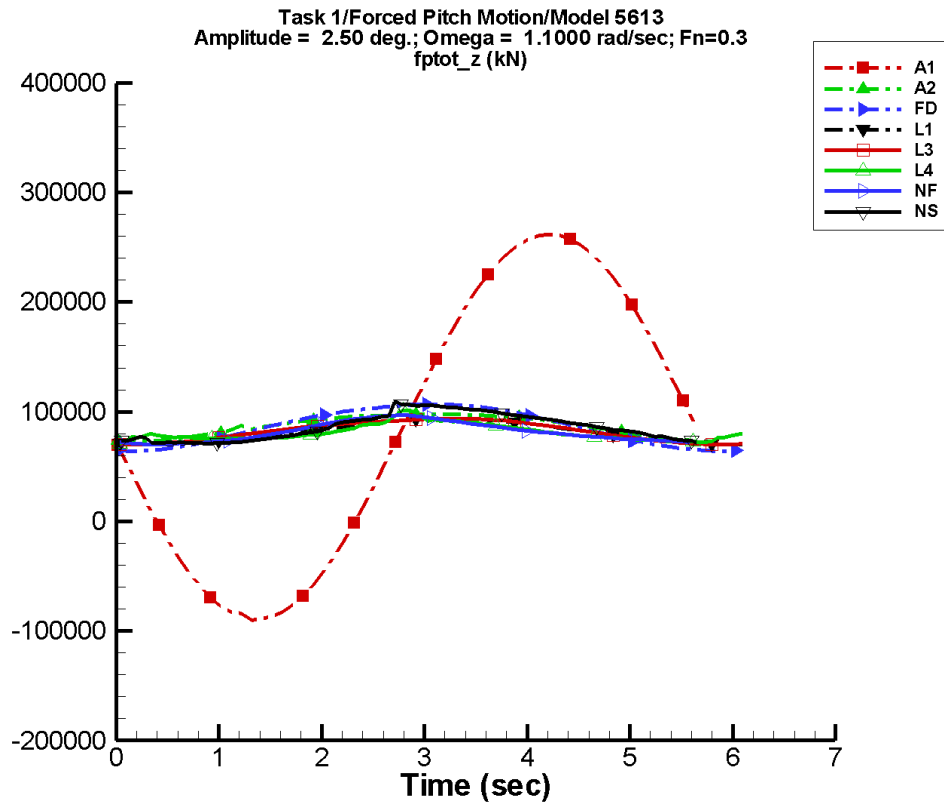


Figure E-88. Time history of F_z^{ptot} for one period at amplitude = 2.50 deg, frequency = 1.1000 rad/s, Fn = 0.3 in the case of prescribed pitch motion of Model 5613 scaled to L = 154 m.

TASK 1/PITCH MOTION/MODEL 5613

Table E-175. Coefficients of the Fourier fit $a_0 + a_1 \sin(\omega t + \Phi_1) + a_2 \sin(2\omega t + \Phi_2) + \dots$ of F_z^{ptot} for one period at amplitude = 2.50 deg, frequency = 1.1000 rad/s, $F_n = 0.3$ in the case of prescribed pitch motion of Model 5613 scaled to $L = 154$ m.

Code	a_0 (kN)	a_1 (kN)	Φ_1 (deg)	a_2 (kN)	Φ_2 (deg)
A1	8.59E+04	1.76E+05	-176	341.	-64
A2	8.71E+04	1.21E+04	-100	1.60E+03	-94
FD	8.66E+04	2.10E+04	-99	1.42E+03	-90
L1	8.14E+04	1.18E+04	-113	421.	26
L3	8.27E+04	1.14E+04	-103	1.33E+03	-76
L4	8.12E+04	9.04E+03	-103	4.52E+03	56
NF	8.12E+04	1.16E+04	-118	2.76E+03	78
NS	8.54E+04	1.63E+04	-122	3.11E+03	68

Table E-176. Minimum and maximum of F_z^{ptot} for one period at amplitude = 2.50 deg, frequency = 1.1000 rad/s, $F_n = 0.3$ in the case of prescribed pitch motion of Model 5613 scaled to $L = 154$ m.

Code	Unfiltered		Filtered	
	Minimum (kN)	Maximum (kN)	Minimum (kN)	Maximum (kN)
A1	-9.05E+04	2.62E+05	-8.78E+04	2.56E+05
A2	7.32E+04	9.80E+04	7.36E+04	9.75E+04
FD	6.40E+04	1.07E+05	6.39E+04	1.07E+05
L1	7.01E+04	9.36E+04	7.02E+04	9.34E+04
L3	7.01E+04	9.38E+04	7.01E+04	9.37E+04
L4	7.11E+04	1.01E+05	7.30E+04	9.84E+04
NF	7.02E+04	9.67E+04	7.09E+04	9.47E+04
NS	7.03E+04	1.10E+05	7.05E+04	1.06E+05

TASK 1/PITCH MOTION/MODEL 5613

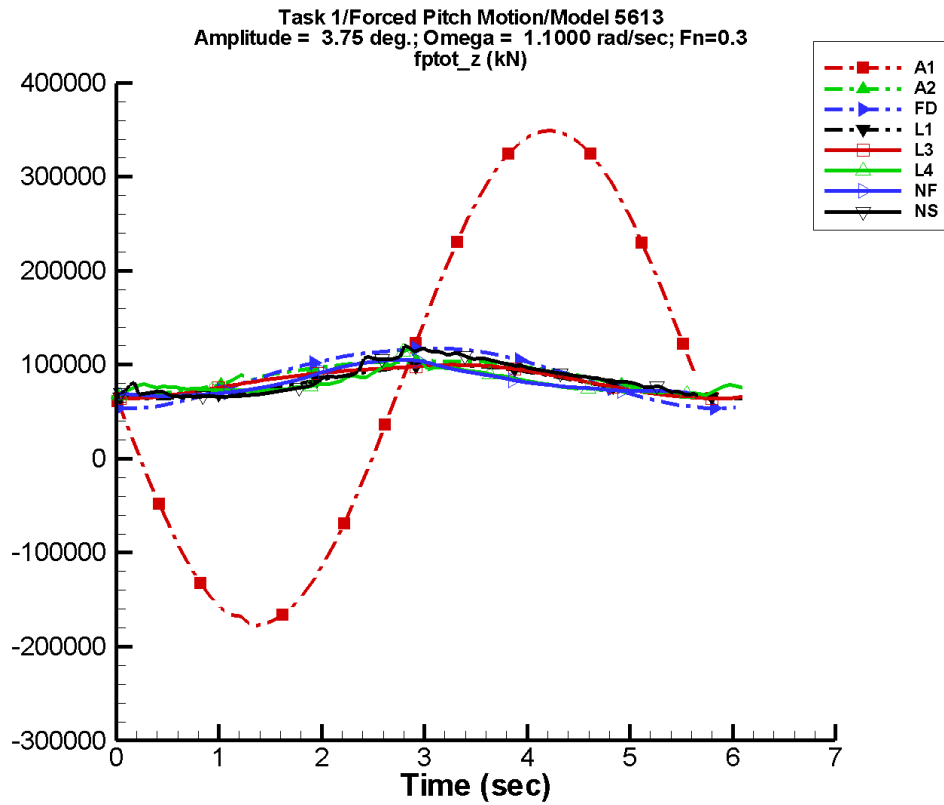


Figure E-89. Time history of F_z^{ptot} for one period at amplitude = 3.75 deg, frequency = 1.1000 rad/s, Fn = 0.3 in the case of prescribed pitch motion of Model 5613 scaled to L = 154 m.

TASK 1/PITCH MOTION/MODEL 5613

Table E-177. Coefficients of the Fourier fit $a_0 + a_1 \sin(\omega t + \Phi_1) + a_2 \sin(2\omega t + \Phi_2) + \dots$ of F_z^{ptot} for one period at amplitude = 3.75 deg, frequency = 1.1000 rad/s, $F_n = 0.3$ in the case of prescribed pitch motion of Model 5613 scaled to $L = 154$ m.

Code	a_0 (kN)	a_1 (kN)	Φ_1 (deg)	a_2 (kN)	Φ_2 (deg)
A1	8.59E+04	2.63E+05	-176	502.	-67
A2	8.81E+04	1.81E+04	-98	2.46E+03	-96
FD	8.80E+04	3.14E+04	-97	2.70E+03	-90
L1	8.09E+04	1.76E+04	-113	946.	26
L3	8.36E+04	1.70E+04	-99	2.55E+03	-72
L4	8.09E+04	1.31E+04	-101	7.79E+03	61
NF	8.14E+04	1.67E+04	-115	5.53E+03	71
NS	8.54E+04	2.21E+04	-121	6.11E+03	76

Table E-178. Minimum and maximum of F_z^{ptot} for one period at amplitude = 3.75 deg, frequency = 1.1000 rad/s, $F_n = 0.3$ in the case of prescribed pitch motion of Model 5613 scaled to $L = 154$ m.

Code	Unfiltered		Filtered	
	Minimum (kN)	Maximum (kN)	Minimum (kN)	Maximum (kN)
A1	-1.78E+05	3.49E+05	-1.74E+05	3.41E+05
A2	6.69E+04	1.04E+05	6.75E+04	1.04E+05
FD	5.35E+04	1.17E+05	5.33E+04	1.17E+05
L1	6.42E+04	9.95E+04	6.43E+04	9.92E+04
L3	6.42E+04	9.99E+04	6.42E+04	9.97E+04
L4	6.75E+04	1.16E+05	6.98E+04	1.12E+05
NF	6.67E+04	1.05E+05	6.77E+04	1.02E+05
NS	6.42E+04	1.20E+05	6.53E+04	1.15E+05

TASK 1/PITCH MOTION/MODEL 5613

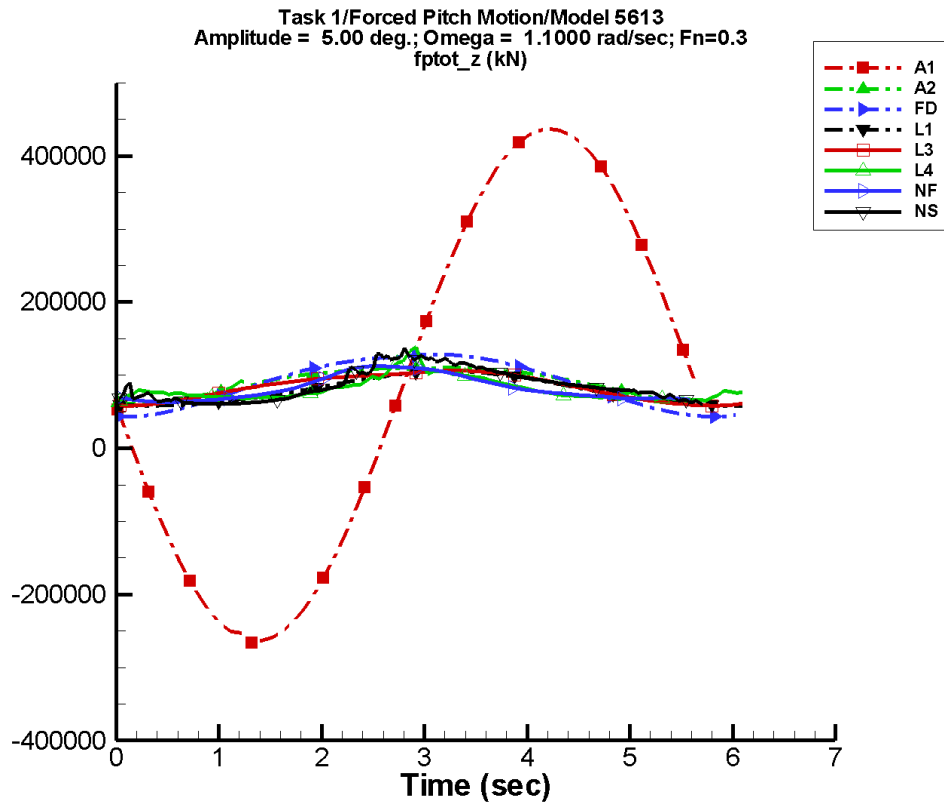


Figure E-90. Time history of F_z^{ptot} for one period at amplitude = 5.00 deg, frequency = 1.1000 rad/s, Fn = 0.3 in the case of prescribed pitch motion of Model 5613 scaled to L = 154 m.

TASK 1/PITCH MOTION/MODEL 5613

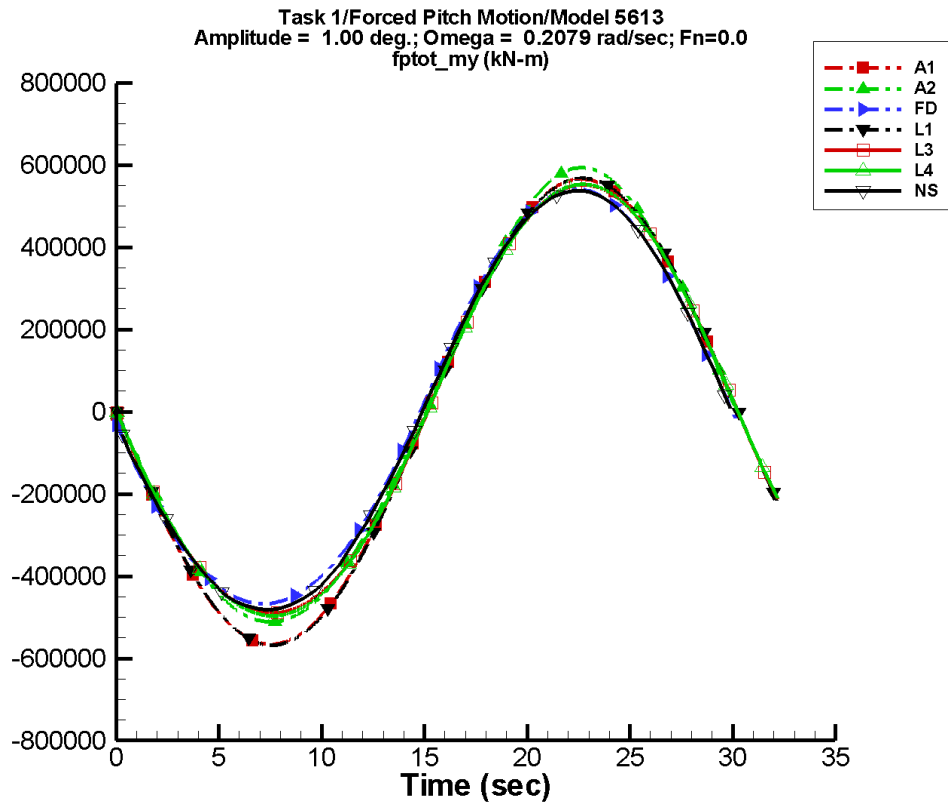
Table E-179. Coefficients of the Fourier fit $a_0 + a_1 \sin(\omega t + \Phi_1) + a_2 \sin(2\omega t + \Phi_2) + \dots$ of F_z^{ptot} for one period at amplitude = 5.00 deg, frequency = 1.1000 rad/s, $F_n = 0.3$ in the case of prescribed pitch motion of Model 5613 scaled to $L = 154$ m.

Code	a_0 (kN)	a_1 (kN)	Φ_1 (deg)	a_2 (kN)	Φ_2 (deg)
A1	8.59E+04	3.51E+05	-176	664.	-71
A2	8.98E+04	2.42E+04	-97	4.28E+03	-98
FD	8.96E+04	4.18E+04	-96	4.15E+03	-90
L1	8.02E+04	2.35E+04	-113	1.68E+03	26
L3	8.44E+04	2.26E+04	-97	3.96E+03	-67
L4	8.11E+04	1.79E+04	-99	1.22E+04	61
NF	8.17E+04	2.24E+04	-113	8.54E+03	64
NS	8.57E+04	2.72E+04	-117	1.07E+04	82

Table E-180. Minimum and maximum of F_z^{ptot} for one period at amplitude = 5.00 deg, frequency = 1.1000 rad/s, $F_n = 0.3$ in the case of prescribed pitch motion of Model 5613 scaled to $L = 154$ m.

Code	Unfiltered		Filtered	
	Minimum (kN)	Maximum (kN)	Minimum (kN)	Maximum (kN)
A1	-2.66E+05	4.37E+05	-2.61E+05	4.26E+05
A2	6.06E+04	1.10E+05	6.14E+04	1.10E+05
FD	4.30E+04	1.28E+05	4.29E+04	1.28E+05
L1	5.83E+04	1.05E+05	5.84E+04	1.05E+05
L3	5.82E+04	1.06E+05	5.82E+04	1.06E+05
L4	6.48E+04	1.38E+05	6.71E+04	1.30E+05
NF	6.29E+04	1.16E+05	6.41E+04	1.11E+05
NS	5.85E+04	1.37E+05	5.96E+04	1.27E+05

TASK 1/PITCH MOTION/MODEL 5613



Data identically zero, insufficient, or not available from NFA.

Figure E-91. Time history of M_y^{ptot} for one period at amplitude = 1.00 deg, frequency = 0.2079 rad/s, Fn = 0.0 in the case of prescribed pitch motion of Model 5613 scaled to L = 154 m.

TASK 1/PITCH MOTION/MODEL 5613

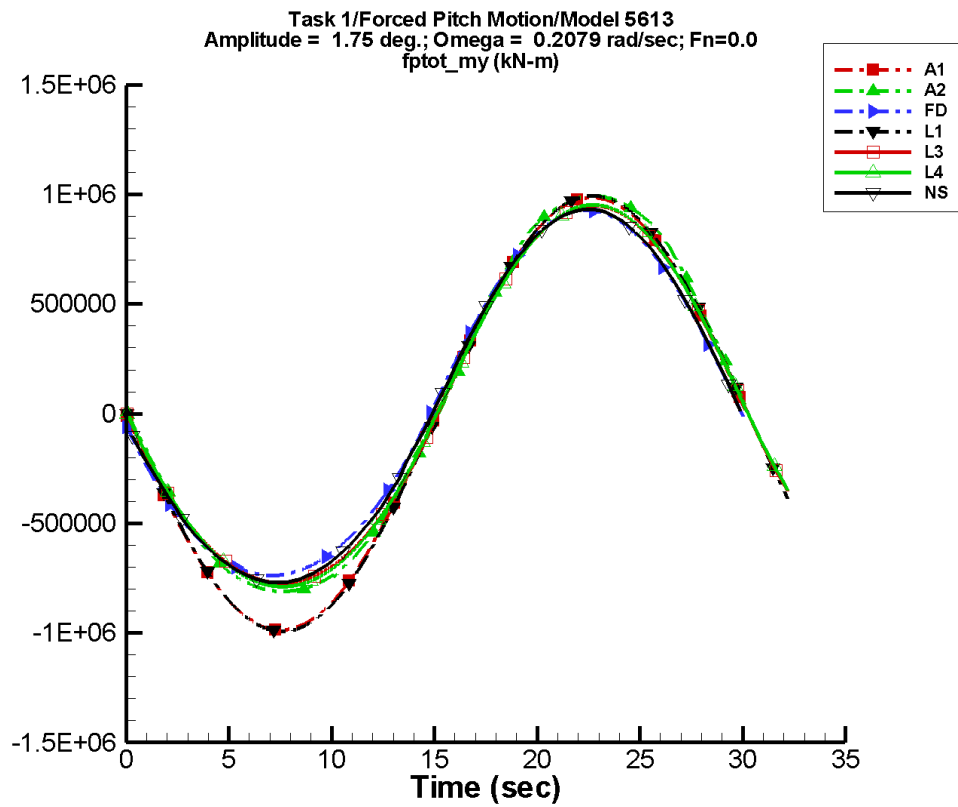
Table E–181. Coefficients of the Fourier fit $a_0 + a_1 \sin(\omega t + \Phi_1) + a_2 \sin(2\omega t + \Phi_2) + \dots$ of M_y^{ptot} for one period at amplitude = 1.00 deg, frequency = 0.2079 rad/s, $F_n = 0.0$ in the case of prescribed pitch motion of Model 5613 scaled to $L = 154$ m.

Code	a_0 (kN-m)	a_1 (kN-m)	Φ_1 (deg)	a_2 (kN-m)	Φ_2 (deg)
A1	-13.5	5.66E+05	-180	10.9	13
A2	2.16E+04	5.49E+05	-180	1.90E+04	-89
FD	2.02E+04	5.11E+05	-176	1.81E+04	-88
L1	119.	5.68E+05	179	121.	81
L3	1.40E+04	5.28E+05	179	1.86E+04	-92
L4	1.34E+04	5.31E+05	179	1.62E+04	-90
NF	—	—	—	—	—
NS	1.47E+04	5.14E+05	-178	1.41E+04	-82

Table E–182. Minimum and maximum of M_y^{ptot} for one period at amplitude = 1.00 deg, frequency = 0.2079 rad/s, $F_n = 0.0$ in the case of prescribed pitch motion of Model 5613 scaled to $L = 154$ m.

Code	Unfiltered		Filtered	
	Minimum (kN-m)	Maximum (kN-m)	Minimum (kN-m)	Maximum (kN-m)
A1	-5.66E+05	5.66E+05	-5.66E+05	5.65E+05
A2	-5.11E+05	5.94E+05	-5.12E+05	5.93E+05
FD	-4.67E+05	5.42E+05	-4.67E+05	5.42E+05
L1	-5.68E+05	5.68E+05	-5.68E+05	5.68E+05
L3	-4.90E+05	5.52E+05	-4.90E+05	5.52E+05
L4	-4.96E+05	5.53E+05	-4.96E+05	5.53E+05
NF	—	—	—	—
NS	-4.81E+05	5.39E+05	-4.77E+05	5.33E+05

TASK 1/PITCH MOTION/MODEL 5613



Data identically zero, insufficient, or not available from NFA.

Figure E-92. Time history of M_y^{ptot} for one period at amplitude = 1.75 deg, frequency = 0.2079 rad/s, Fn = 0.0 in the case of prescribed pitch motion of Model 5613 scaled to L = 154 m.

TASK 1/PITCH MOTION/MODEL 5613

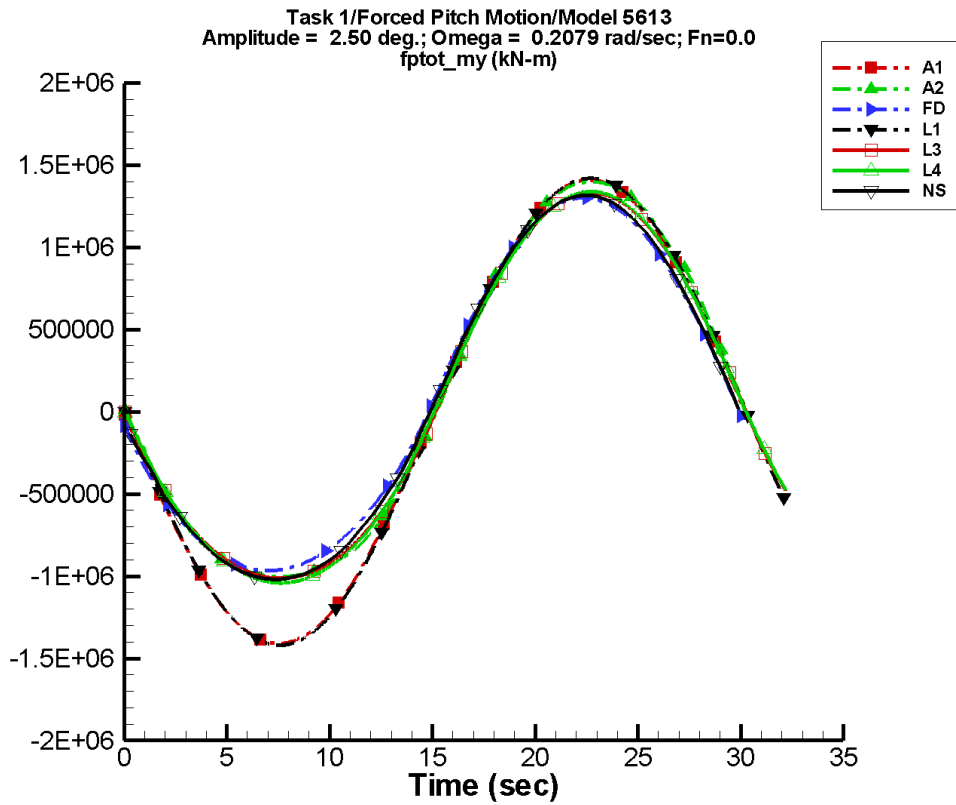
Table E–183. Coefficients of the Fourier fit $a_0 + a_1 \sin(\omega t + \Phi_1) + a_2 \sin(2\omega t + \Phi_2) + \dots$ of M_y^{ptot} for one period at amplitude = 1.75 deg, frequency = 0.2079 rad/s, $F_n = 0.0$ in the case of prescribed pitch motion of Model 5613 scaled to $L = 154$ m.

Code	a_0 (kN-m)	a_1 (kN-m)	Φ_1 (deg)	a_2 (kN-m)	Φ_2 (deg)
A1	-23.4	9.87E+05	-180	18.9	13
A2	5.25E+04	9.28E+05	179	4.75E+04	-94
FD	5.06E+04	8.50E+05	-176	4.91E+04	-88
L1	362.	9.94E+05	179	369.	81
L3	4.41E+04	8.78E+05	179	5.00E+04	-92
L4	4.24E+04	8.85E+05	179	4.40E+04	-90
NF	—	—	—	—	—
NS	4.33E+04	8.63E+05	-178	4.08E+04	-83

Table E–184. Minimum and maximum of M_y^{ptot} for one period at amplitude = 1.75 deg, frequency = 0.2079 rad/s, $F_n = 0.0$ in the case of prescribed pitch motion of Model 5613 scaled to $L = 154$ m.

Code	Unfiltered		Filtered	
	Minimum (kN-m)	Maximum (kN-m)	Minimum (kN-m)	Maximum (kN-m)
A1	-9.86E+05	9.86E+05	-9.87E+05	9.85E+05
A2	-8.10E+05	9.94E+05	-8.11E+05	9.93E+05
FD	-7.38E+05	9.29E+05	-7.37E+05	9.29E+05
L1	-9.94E+05	9.94E+05	-9.93E+05	9.93E+05
L3	-7.73E+05	9.50E+05	-7.73E+05	9.49E+05
L4	-7.89E+05	9.53E+05	-7.88E+05	9.52E+05
NF	—	—	—	—
NS	-7.70E+05	9.33E+05	-7.63E+05	9.24E+05

TASK 1/PITCH MOTION/MODEL 5613



Data identically zero, insufficient, or not available from NFA.

Figure E-93. Time history of M_y^{ptot} for one period at amplitude = 2.50 deg, frequency = 0.2079 rad/s, Fn = 0.0 in the case of prescribed pitch motion of Model 5613 scaled to L = 154 m.

TASK 1/PITCH MOTION/MODEL 5613

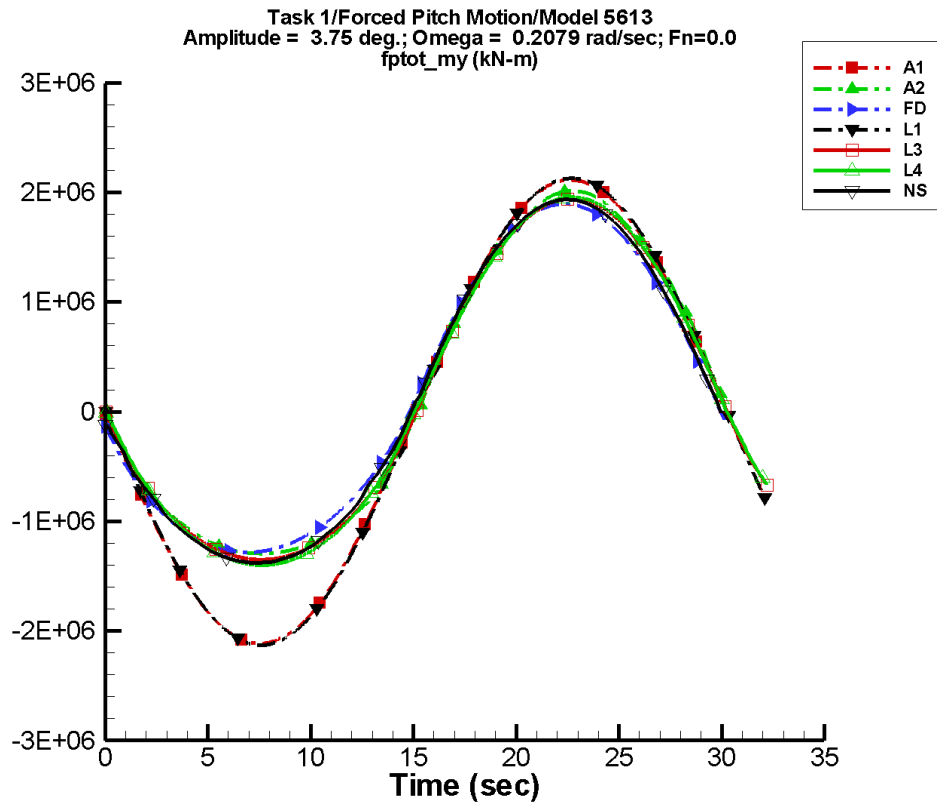
Table E-185. Coefficients of the Fourier fit $a_0 + a_1 \sin(\omega t + \Phi_1) + a_2 \sin(2\omega t + \Phi_2) + \dots$ of M_y^{ptot} for one period at amplitude = 2.50 deg, frequency = 0.2079 rad/s, $F_n = 0.0$ in the case of prescribed pitch motion of Model 5613 scaled to $L = 154$ m.

Code	a_0 (kN-m)	a_1 (kN-m)	Φ_1 (deg)	a_2 (kN-m)	Φ_2 (deg)
A1	-33.4	1.41E+06	-180	27.1	13
A2	1.02E+05	1.25E+06	179	1.04E+05	-95
FD	8.99E+04	1.16E+06	-176	8.70E+04	-87
L1	744.	1.42E+06	179	753.	81
L3	8.28E+04	1.20E+06	180	8.79E+04	-92
L4	7.99E+04	1.21E+06	179	7.77E+04	-90
NF	—	—	—	—	—
NS	8.02E+04	1.19E+06	-178	7.36E+04	-83

Table E-186. Minimum and maximum of M_y^{ptot} for one period at amplitude = 2.50 deg, frequency = 0.2079 rad/s, $F_n = 0.0$ in the case of prescribed pitch motion of Model 5613 scaled to $L = 154$ m.

Code	Unfiltered		Filtered	
	Minimum (kN-m)	Maximum (kN-m)	Minimum (kN-m)	Maximum (kN-m)
A1	-1.41E+06	1.41E+06	-1.41E+06	1.41E+06
A2	-1.00E+06	1.40E+06	-1.00E+06	1.40E+06
FD	-9.66E+05	1.30E+06	-9.66E+05	1.30E+06
L1	-1.42E+06	1.42E+06	-1.42E+06	1.42E+06
L3	-1.01E+06	1.33E+06	-1.01E+06	1.33E+06
L4	-1.04E+06	1.34E+06	-1.04E+06	1.34E+06
NF	—	—	—	—
NS	-1.02E+06	1.32E+06	-1.01E+06	1.30E+06

TASK 1/PITCH MOTION/MODEL 5613



Data identically zero, insufficient, or not available from NFA.

Figure E-94. Time history of M_y^{ptot} for one period at amplitude = 3.75 deg, frequency = 0.2079 rad/s, $F_n = 0.0$ in the case of prescribed pitch motion of Model 5613 scaled to $L = 154$ m.

TASK 1/PITCH MOTION/MODEL 5613

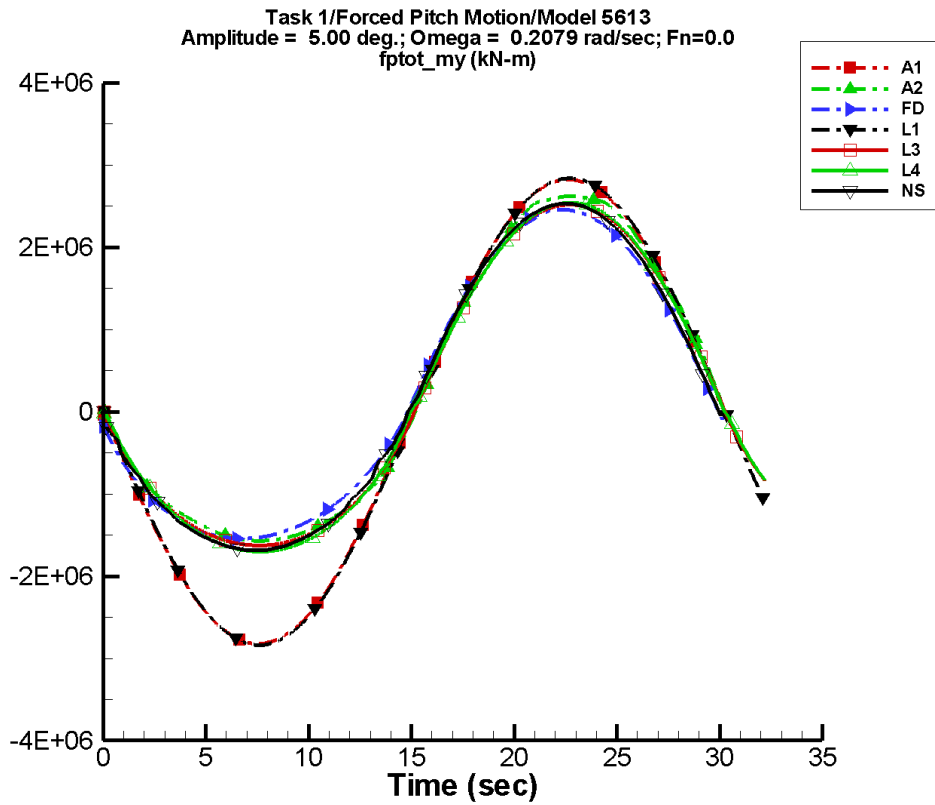
Table E-187. Coefficients of the Fourier fit $a_0 + a_1 \sin(\omega t + \Phi_1) + a_2 \sin(2\omega t + \Phi_2) + \dots$ of M_y^{ptot} for one period at amplitude = 3.75 deg, frequency = 0.2079 rad/s, $F_n = 0.0$ in the case of prescribed pitch motion of Model 5613 scaled to $L = 154$ m.

Code	a_0 (kN-m)	a_1 (kN-m)	Φ_1 (deg)	a_2 (kN-m)	Φ_2 (deg)
A1	-50.4	2.12E+06	-180	40.5	13
A2	1.88E+05	1.71E+06	179	1.85E+05	-94
FD	1.67E+05	1.64E+06	-176	1.58E+05	-87
L1	1.67E+03	2.13E+06	179	1.70E+03	81
L3	1.60E+05	1.70E+06	180	1.59E+05	-92
L4	1.54E+05	1.72E+06	180	1.42E+05	-91
NF	—	—	—	—	—
NS	1.55E+05	1.70E+06	-178	1.35E+05	-84

Table E-188. Minimum and maximum of M_y^{ptot} for one period at amplitude = 3.75 deg, frequency = 0.2079 rad/s, $F_n = 0.0$ in the case of prescribed pitch motion of Model 5613 scaled to $L = 154$ m.

Code	Unfiltered		Filtered	
	Minimum (kN-m)	Maximum (kN-m)	Minimum (kN-m)	Maximum (kN-m)
A1	-2.11E+06	2.11E+06	-2.12E+06	2.11E+06
A2	-1.29E+06	2.01E+06	-1.30E+06	2.01E+06
FD	-1.28E+06	1.90E+06	-1.28E+06	1.90E+06
L1	-2.13E+06	2.13E+06	-2.13E+06	2.13E+06
L3	-1.35E+06	1.94E+06	-1.35E+06	1.94E+06
L4	-1.40E+06	1.96E+06	-1.40E+06	1.96E+06
NF	—	—	—	—
NS	-1.38E+06	1.94E+06	-1.37E+06	1.93E+06

TASK 1/PITCH MOTION/MODEL 5613



Data identically zero, insufficient, or not available from NFA.

Figure E-95. Time history of M_y^{ptot} for one period at amplitude = 5.00 deg, frequency = 0.2079 rad/s, Fn = 0.0 in the case of prescribed pitch motion of Model 5613 scaled to L = 154 m.

TASK 1/PITCH MOTION/MODEL 5613

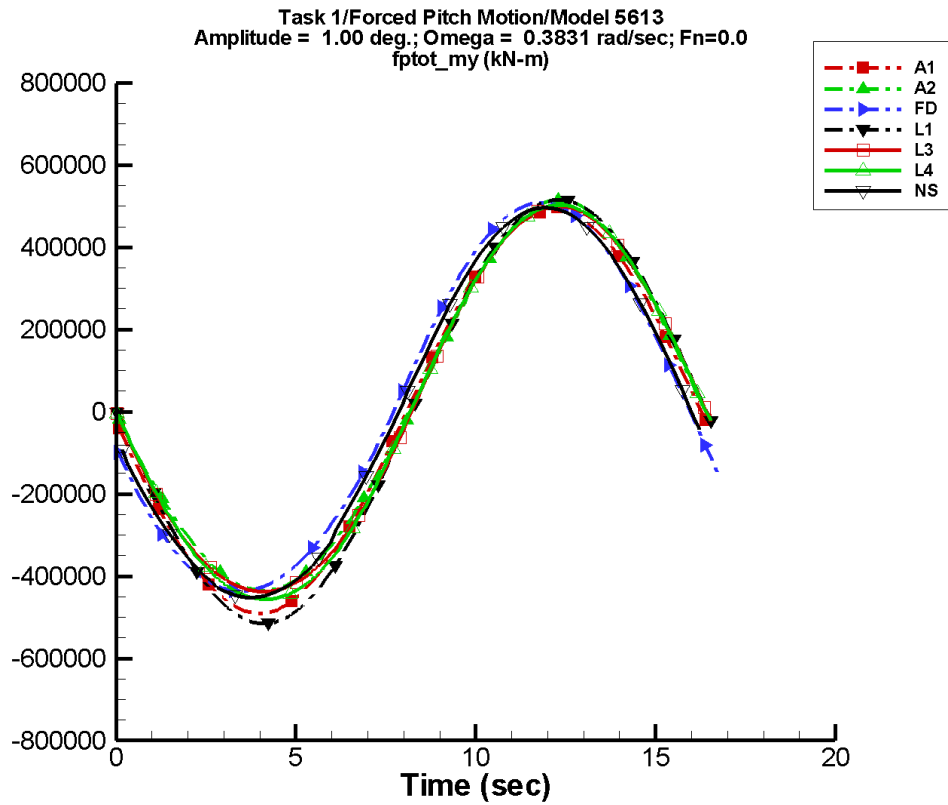
Table E-189. Coefficients of the Fourier fit $a_0 + a_1 \sin(\omega t + \Phi_1) + a_2 \sin(2\omega t + \Phi_2) + \dots$ of M_y^{ptot} for one period at amplitude = 5.00 deg, frequency = 0.2079 rad/s, $F_n = 0.0$ in the case of prescribed pitch motion of Model 5613 scaled to $L = 154$ m.

Code	a_0 (kN-m)	a_1 (kN-m)	Φ_1 (deg)	a_2 (kN-m)	Φ_2 (deg)
A1	-67.4	2.82E+06	-180	54.2	14
A2	2.99E+05	2.18E+06	179	2.82E+05	-93
FD	2.56E+05	2.07E+06	-175	2.37E+05	-87
L1	2.97E+03	2.84E+06	179	3.01E+03	81
L3	2.47E+05	2.15E+06	180	2.37E+05	-92
L4	2.39E+05	2.19E+06	180	2.12E+05	-91
NF	—	—	—	—	—
NS	2.41E+05	2.17E+06	-178	2.03E+05	-84

Table E-190. Minimum and maximum of M_y^{ptot} for one period at amplitude = 5.00 deg, frequency = 0.2079 rad/s, $F_n = 0.0$ in the case of prescribed pitch motion of Model 5613 scaled to $L = 154$ m.

Code	Unfiltered		Filtered	
	Minimum (kN-m)	Maximum (kN-m)	Minimum (kN-m)	Maximum (kN-m)
A1	-2.82E+06	2.82E+06	-2.83E+06	2.82E+06
A2	-1.57E+06	2.62E+06	-1.57E+06	2.62E+06
FD	-1.54E+06	2.46E+06	-1.54E+06	2.46E+06
L1	-2.84E+06	2.84E+06	-2.84E+06	2.84E+06
L3	-1.63E+06	2.52E+06	-1.63E+06	2.52E+06
L4	-1.70E+06	2.54E+06	-1.70E+06	2.54E+06
NF	—	—	—	—
NS	-1.69E+06	2.53E+06	-1.68E+06	2.52E+06

TASK 1/PITCH MOTION/MODEL 5613



Data identically zero, insufficient, or not available from NFA.

Figure E-96. Time history of M_y^{ptot} for one period at amplitude = 1.00 deg, frequency = 0.3831 rad/s, Fn = 0.0 in the case of prescribed pitch motion of Model 5613 scaled to L = 154 m.

TASK 1/PITCH MOTION/MODEL 5613

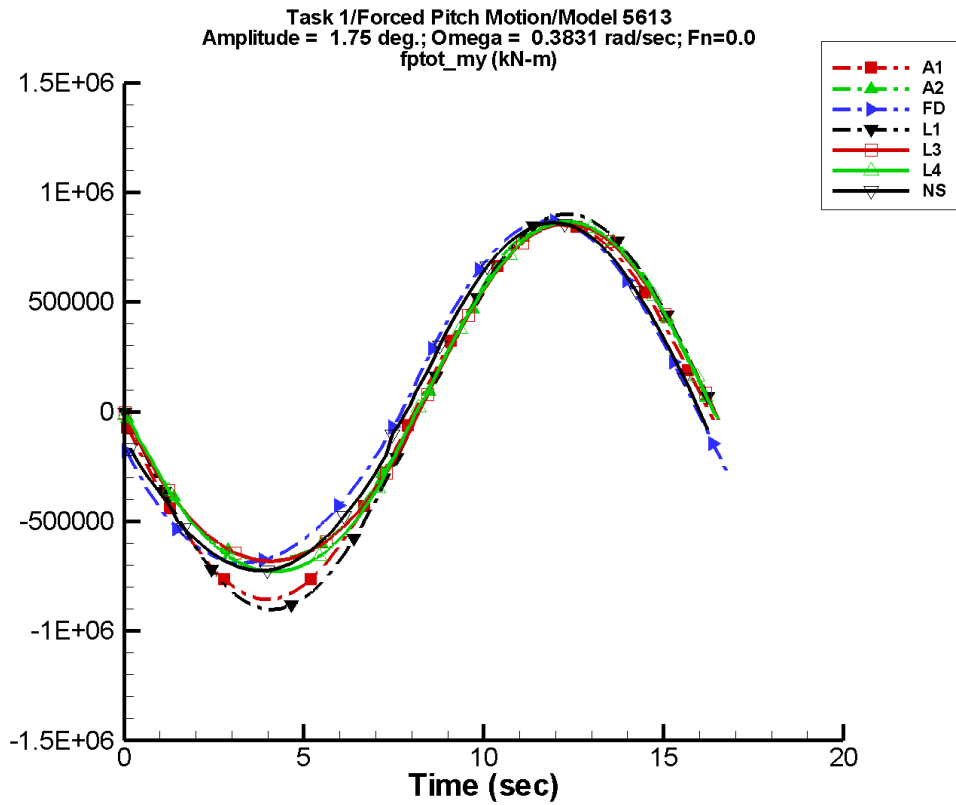
Table E–191. Coefficients of the Fourier fit $a_0 + a_1 \sin(\omega t + \Phi_1) + a_2 \sin(2\omega t + \Phi_2) + \dots$ of M_y^{ptot} for one period at amplitude = 1.00 deg, frequency = 0.3831 rad/s, $F_n = 0.0$ in the case of prescribed pitch motion of Model 5613 scaled to $L = 154$ m.

Code	a_0 (kN-m)	a_1 (kN-m)	Φ_1 (deg)	a_2 (kN-m)	Φ_2 (deg)
A1	-57.0	4.90E+05	-177	180.	25
A2	2.14E+04	4.72E+05	-180	1.91E+04	-93
FD	2.01E+04	4.78E+05	-169	1.76E+04	-88
L1	401.	5.15E+05	180	417.	78
L3	1.42E+04	4.75E+05	180	1.69E+04	-89
L4	1.20E+04	4.84E+05	180	1.07E+04	-79
NF	—	—	—	—	—
NS	1.09E+04	4.78E+05	-172	1.22E+04	-63

Table E–192. Minimum and maximum of M_y^{ptot} for one period at amplitude = 1.00 deg, frequency = 0.3831 rad/s, $F_n = 0.0$ in the case of prescribed pitch motion of Model 5613 scaled to $L = 154$ m.

Code	Unfiltered		Filtered	
	Minimum (kN-m)	Maximum (kN-m)	Minimum (kN-m)	Maximum (kN-m)
A1	-4.91E+05	4.88E+05	-4.92E+05	4.87E+05
A2	-4.36E+05	5.15E+05	-4.36E+05	5.13E+05
FD	-4.36E+05	5.08E+05	-4.35E+05	5.06E+05
L1	-5.15E+05	5.15E+05	-5.15E+05	5.15E+05
L3	-4.38E+05	5.00E+05	-4.37E+05	4.99E+05
L4	-4.56E+05	5.03E+05	-4.56E+05	5.02E+05
NF	—	—	—	—
NS	-4.52E+05	4.97E+05	-4.48E+05	4.92E+05

TASK 1/PITCH MOTION/MODEL 5613



Data identically zero, insufficient, or not available from NFA.

Figure E-97. Time history of M_y^{ptot} for one period at amplitude = 1.75 deg, frequency = 0.3831 rad/s, Fn = 0.0 in the case of prescribed pitch motion of Model 5613 scaled to L = 154 m.

TASK 1/PITCH MOTION/MODEL 5613

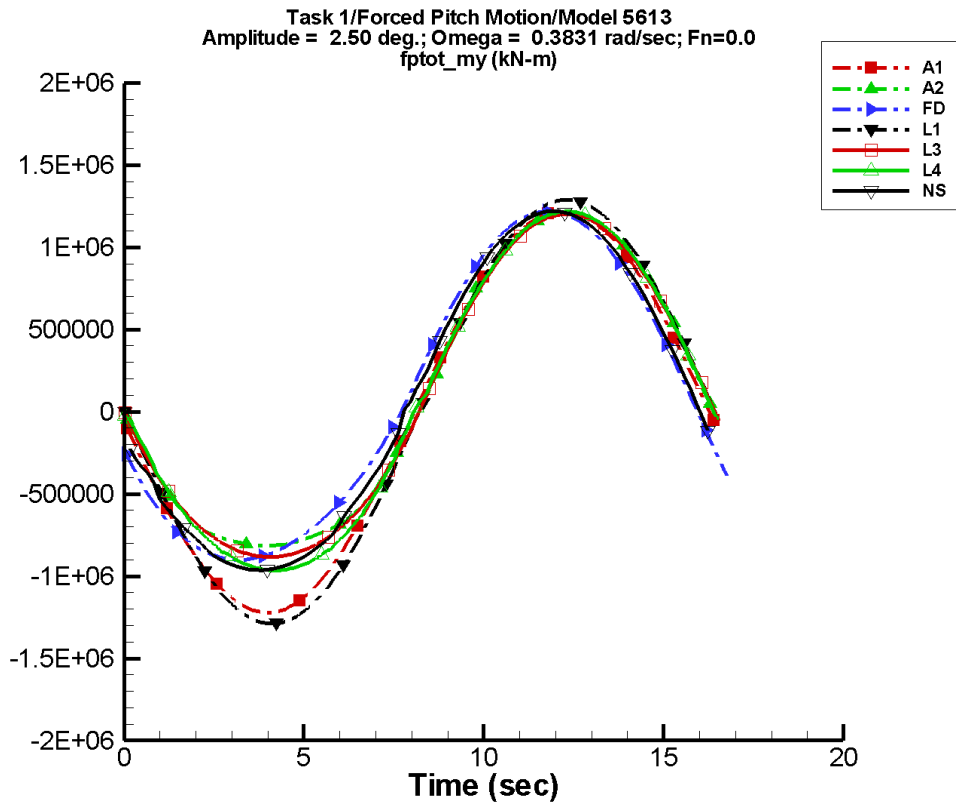
Table E–193. Coefficients of the Fourier fit $a_0 + a_1 \sin(\omega t + \Phi_1) + a_2 \sin(2\omega t + \Phi_2) + \dots$ of M_y^{ptot} for one period at amplitude = 1.75 deg, frequency = 0.3831 rad/s, $F_n = 0.0$ in the case of prescribed pitch motion of Model 5613 scaled to $L = 154$ m.

Code	a_0 (kN-m)	a_1 (kN-m)	Φ_1 (deg)	a_2 (kN-m)	Φ_2 (deg)
A1	-99.4	8.54E+05	-177	313.	25
A2	5.22E+04	7.94E+05	-180	4.71E+04	-96
FD	5.04E+04	7.93E+05	-168	4.78E+04	-88
L1	1.23E+03	9.02E+05	180	1.28E+03	78
L3	4.44E+04	7.86E+05	-180	4.59E+04	-89
L4	3.88E+04	8.10E+05	180	3.00E+04	-79
NF	—	—	—	—	—
NS	3.59E+04	8.04E+05	-172	3.67E+04	-68

Table E–194. Minimum and maximum of M_y^{ptot} for one period at amplitude = 1.75 deg, frequency = 0.3831 rad/s, $F_n = 0.0$ in the case of prescribed pitch motion of Model 5613 scaled to $L = 154$ m.

Code	Unfiltered		Filtered	
	Minimum (kN-m)	Maximum (kN-m)	Minimum (kN-m)	Maximum (kN-m)
A1	-8.56E+05	8.51E+05	-8.58E+05	8.48E+05
A2	-6.79E+05	8.57E+05	-6.81E+05	8.55E+05
FD	-6.88E+05	8.71E+05	-6.86E+05	8.68E+05
L1	-9.02E+05	9.02E+05	-9.01E+05	9.01E+05
L3	-6.81E+05	8.58E+05	-6.81E+05	8.57E+05
L4	-7.29E+05	8.67E+05	-7.28E+05	8.66E+05
NF	—	—	—	—
NS	-7.26E+05	8.63E+05	-7.19E+05	8.54E+05

TASK 1/PITCH MOTION/MODEL 5613



Data identically zero, insufficient, or not available from NFA.

Figure E-98. Time history of M_y^{ptot} for one period at amplitude = 2.50 deg, frequency = 0.3831 rad/s, Fn = 0.0 in the case of prescribed pitch motion of Model 5613 scaled to L = 154 m.

TASK 1/PITCH MOTION/MODEL 5613

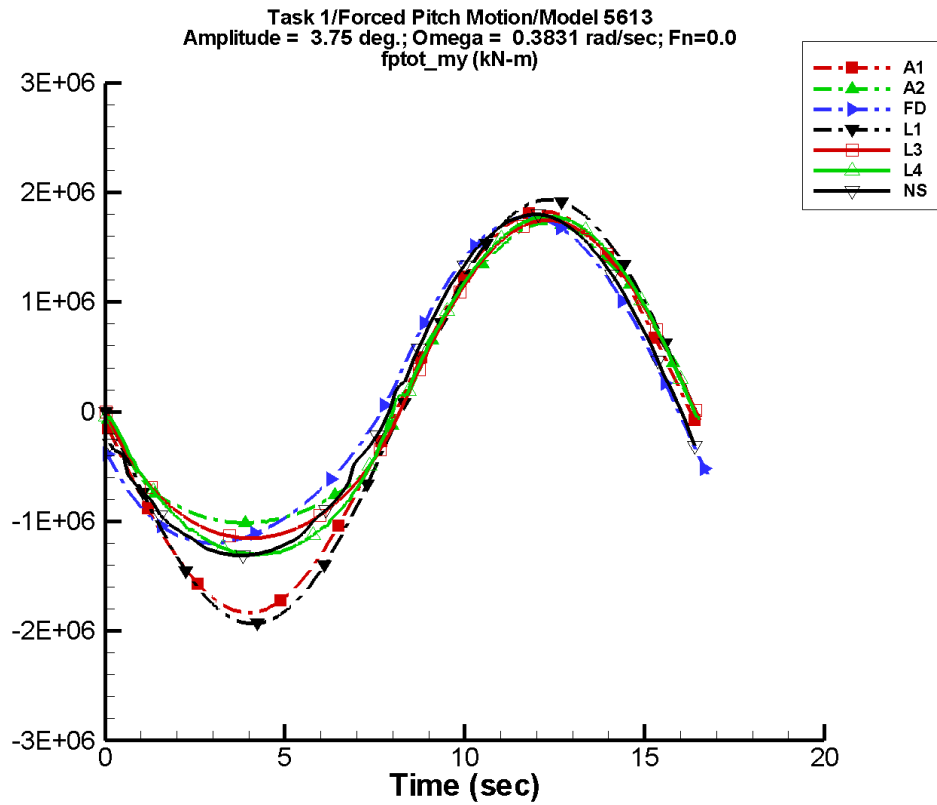
Table E–195. Coefficients of the Fourier fit $a_0 + a_1 \sin(\omega t + \Phi_1) + a_2 \sin(2\omega t + \Phi_2) + \dots$ of M_y^{ptot} for one period at amplitude = 2.50 deg, frequency = 0.3831 rad/s, $F_n = 0.0$ in the case of prescribed pitch motion of Model 5613 scaled to $L = 154$ m.

Code	a_0 (kN-m)	a_1 (kN-m)	Φ_1 (deg)	a_2 (kN-m)	Φ_2 (deg)
A1	-142.	1.22E+06	-177	448.	25
A2	1.02E+05	1.05E+06	-179	1.04E+05	-96
FD	8.96E+04	1.08E+06	-168	8.46E+04	-88
L1	2.52E+03	1.29E+06	180	2.61E+03	78
L3	8.35E+04	1.07E+06	-180	8.08E+04	-89
L4	7.36E+04	1.11E+06	-180	5.32E+04	-79
NF	—	—	—	—	—
NS	6.87E+04	1.11E+06	-172	6.53E+04	-69

Table E–196. Minimum and maximum of M_y^{ptot} for one period at amplitude = 2.50 deg, frequency = 0.3831 rad/s, $F_n = 0.0$ in the case of prescribed pitch motion of Model 5613 scaled to $L = 154$ m.

Code	Unfiltered		Filtered	
	Minimum (kN-m)	Maximum (kN-m)	Minimum (kN-m)	Maximum (kN-m)
A1	-1.22E+06	1.22E+06	-1.23E+06	1.21E+06
A2	-8.15E+05	1.20E+06	-8.18E+05	1.20E+06
FD	-9.01E+05	1.22E+06	-8.98E+05	1.22E+06
L1	-1.29E+06	1.29E+06	-1.29E+06	1.29E+06
L3	-8.83E+05	1.20E+06	-8.82E+05	1.20E+06
L4	-9.65E+05	1.22E+06	-9.64E+05	1.22E+06
NF	—	—	—	—
NS	-9.64E+05	1.22E+06	-9.56E+05	1.21E+06

TASK 1/PITCH MOTION/MODEL 5613



Data identically zero, insufficient, or not available from NFA.

Figure E-99. Time history of M_y^{ptot} for one period at amplitude = 3.75 deg, frequency = 0.3831 rad/s, Fn = 0.0 in the case of prescribed pitch motion of Model 5613 scaled to L = 154 m.

TASK 1/PITCH MOTION/MODEL 5613

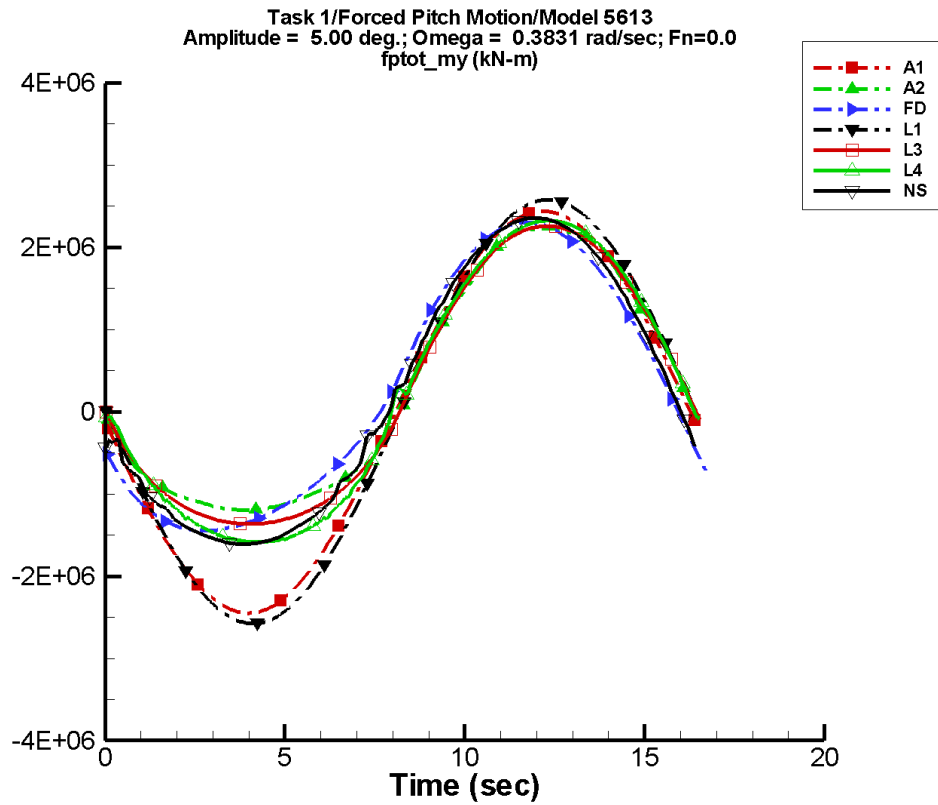
Table E–197. Coefficients of the Fourier fit $a_0 + a_1 \sin(\omega t + \Phi_1) + a_2 \sin(2\omega t + \Phi_2) + \dots$ of M_y^{ptot} for one period at amplitude = 3.75 deg, frequency = 0.3831 rad/s, $F_n = 0.0$ in the case of prescribed pitch motion of Model 5613 scaled to $L = 154$ m.

Code	a_0 (kN-m)	a_1 (kN-m)	Φ_1 (deg)	a_2 (kN-m)	Φ_2 (deg)
A1	-213.	1.83E+06	-177	672.	25
A2	1.88E+05	1.43E+06	-179	1.85E+05	-96
FD	1.67E+05	1.52E+06	-167	1.54E+05	-88
L1	5.67E+03	1.93E+06	180	5.87E+03	78
L3	1.61E+05	1.50E+06	-180	1.46E+05	-88
L4	1.44E+05	1.58E+06	-180	9.81E+04	-79
NF	—	—	—	—	—
NS	1.35E+05	1.59E+06	-173	1.21E+05	-71

Table E–198. Minimum and maximum of M_y^{ptot} for one period at amplitude = 3.75 deg, frequency = 0.3831 rad/s, $F_n = 0.0$ in the case of prescribed pitch motion of Model 5613 scaled to $L = 154$ m.

Code	Unfiltered		Filtered	
	Minimum (kN-m)	Maximum (kN-m)	Minimum (kN-m)	Maximum (kN-m)
A1	-1.83E+06	1.83E+06	-1.84E+06	1.82E+06
A2	-1.01E+06	1.72E+06	-1.02E+06	1.71E+06
FD	-1.20E+06	1.77E+06	-1.19E+06	1.77E+06
L1	-1.93E+06	1.93E+06	-1.93E+06	1.93E+06
L3	-1.15E+06	1.75E+06	-1.15E+06	1.75E+06
L4	-1.30E+06	1.78E+06	-1.30E+06	1.78E+06
NF	—	—	—	—
NS	-1.31E+06	1.80E+06	-1.30E+06	1.79E+06

TASK 1/PITCH MOTION/MODEL 5613



Data identically zero, insufficient, or not available from NFA.

Figure E-100. Time history of M_y^{ptot} for one period at amplitude = 5.00 deg, frequency = 0.3831 rad/s, $F_n = 0.0$ in the case of prescribed pitch motion of Model 5613 scaled to $L = 154$ m.

TASK 1/PITCH MOTION/MODEL 5613

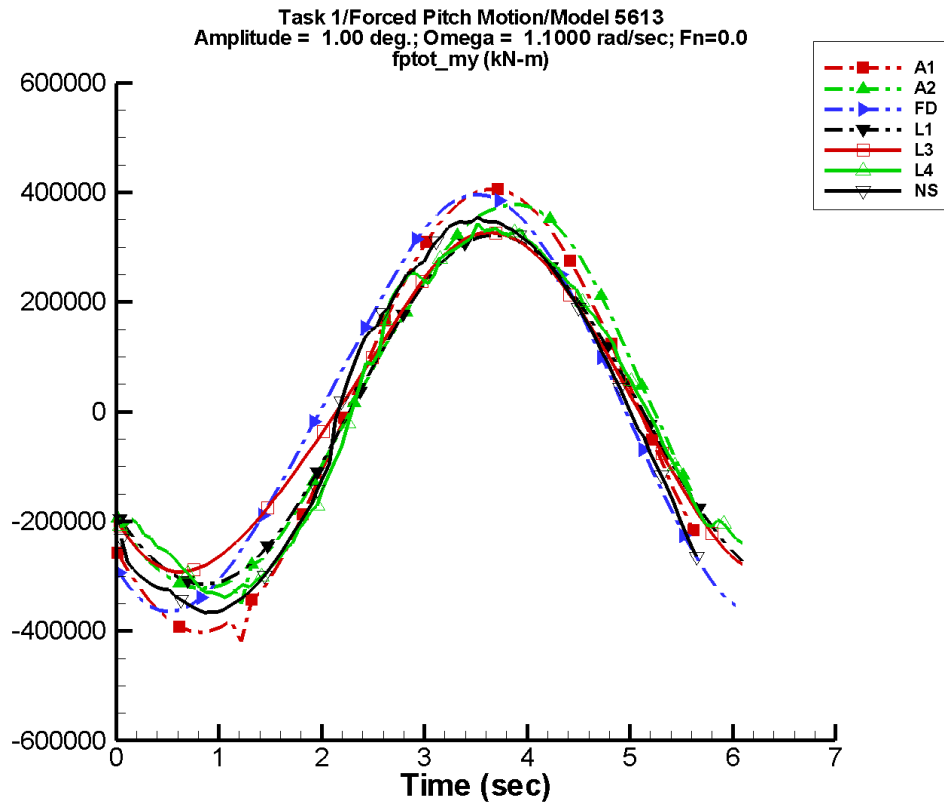
Table E–199. Coefficients of the Fourier fit $a_0 + a_1 \sin(\omega t + \Phi_1) + a_2 \sin(2\omega t + \Phi_2) + \dots$ of M_y^{ptot} for one period at amplitude = 5.00 deg, frequency = 0.3831 rad/s, $F_n = 0.0$ in the case of prescribed pitch motion of Model 5613 scaled to $L = 154$ m.

Code	a_0 (kN-m)	a_1 (kN-m)	Φ_1 (deg)	a_2 (kN-m)	Φ_2 (deg)
A1	-284.	2.44E+06	-177	897.	25
A2	2.99E+05	1.80E+06	-179	2.82E+05	-95
FD	2.55E+05	1.92E+06	-166	2.30E+05	-88
L1	1.01E+04	2.58E+06	180	1.04E+04	78
L3	2.51E+05	1.88E+06	-179	2.16E+05	-88
L4	2.24E+05	2.02E+06	-180	1.49E+05	-80
NF	—	—	—	—	—
NS	2.13E+05	2.03E+06	-173	1.80E+05	-72

Table E–200. Minimum and maximum of M_y^{ptot} for one period at amplitude = 5.00 deg, frequency = 0.3831 rad/s, $F_n = 0.0$ in the case of prescribed pitch motion of Model 5613 scaled to $L = 154$ m.

Code	Unfiltered		Filtered	
	Minimum (kN-m)	Maximum (kN-m)	Minimum (kN-m)	Maximum (kN-m)
A1	-2.45E+06	2.44E+06	-2.45E+06	2.43E+06
A2	-1.20E+06	2.23E+06	-1.20E+06	2.23E+06
FD	-1.45E+06	2.30E+06	-1.44E+06	2.29E+06
L1	-2.58E+06	2.58E+06	-2.57E+06	2.57E+06
L3	-1.37E+06	2.26E+06	-1.36E+06	2.25E+06
L4	-1.59E+06	2.32E+06	-1.58E+06	2.32E+06
NF	—	—	—	—
NS	-1.61E+06	2.36E+06	-1.61E+06	2.35E+06

TASK 1/PITCH MOTION/MODEL 5613



Data identically zero, insufficient, or not available from NFA.

Figure E-101. Time history of M_y^{ptot} for one period at amplitude = 1.00 deg, frequency = 1.1000 rad/s, Fn = 0.0 in the case of prescribed pitch motion of Model 5613 scaled to L = 154 m.

TASK 1/PITCH MOTION/MODEL 5613

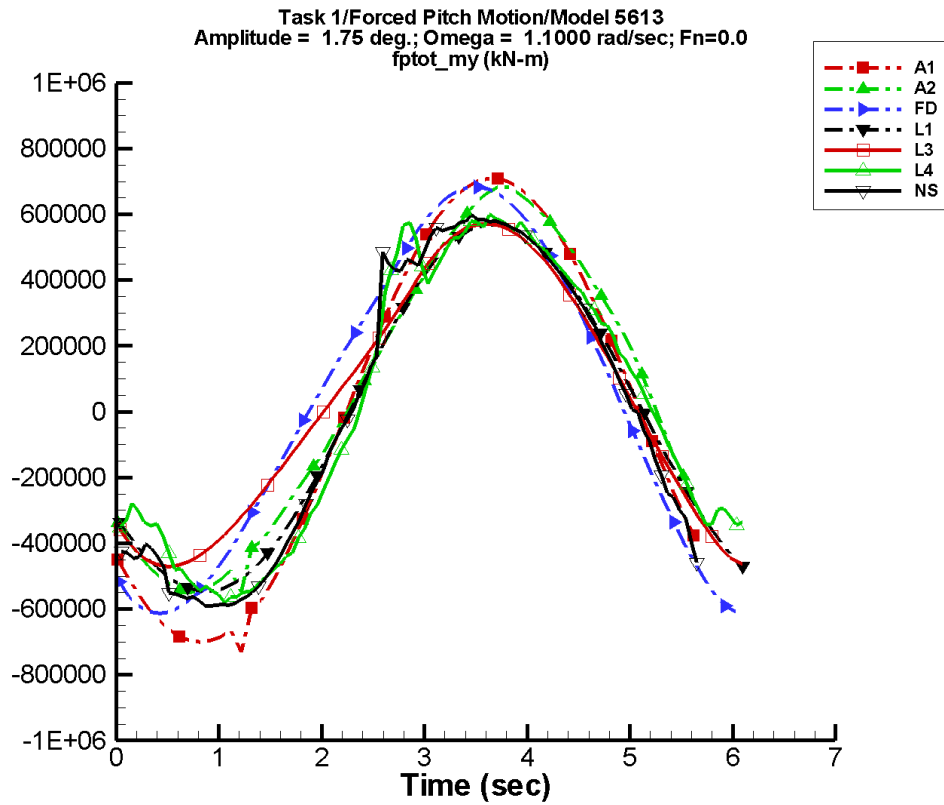
Table E–201. Coefficients of the Fourier fit $a_0 + a_1 \sin(\omega t + \Phi_1) + a_2 \sin(2\omega t + \Phi_2) + \dots$ of M_y^{ptot} for one period at amplitude = 1.00 deg, frequency = 1.1000 rad/s, $F_n = 0.0$ in the case of prescribed pitch motion of Model 5613 scaled to $L = 154$ m.

Code	a_0 (kN-m)	a_1 (kN-m)	Φ_1 (deg)	a_2 (kN-m)	Φ_2 (deg)
A1	-464.	4.08E+05	-142	5.58E+03	81
A2	2.10E+04	3.55E+05	-148	1.37E+04	-103
FD	2.01E+04	3.73E+05	-129	1.89E+04	-89
L1	1.83E+03	3.18E+05	-143	3.85E+03	42
L3	1.57E+04	3.03E+05	-138	1.64E+04	-85
L4	5.44E+03	3.36E+05	-145	3.07E+04	66
NF	—	—	—	—	—
NS	-9.55E+03	3.65E+05	-137	1.73E+04	73

Table E–202. Minimum and maximum of M_y^{ptot} for one period at amplitude = 1.00 deg, frequency = 1.1000 rad/s, $F_n = 0.0$ in the case of prescribed pitch motion of Model 5613 scaled to $L = 154$ m.

Code	Unfiltered		Filtered	
	Minimum (kN-m)	Maximum (kN-m)	Minimum (kN-m)	Maximum (kN-m)
A1	-4.33E+05	4.06E+05	-3.97E+05	3.94E+05
A2	-3.53E+05	3.78E+05	-3.21E+05	3.68E+05
FD	-3.65E+05	3.96E+05	-3.50E+05	3.84E+05
L1	-3.15E+05	3.22E+05	-3.11E+05	3.19E+05
L3	-2.92E+05	3.27E+05	-2.89E+05	3.23E+05
L4	-3.39E+05	3.43E+05	-3.29E+05	3.30E+05
NF	—	—	—	—
NS	-3.67E+05	3.54E+05	-3.60E+05	3.47E+05

TASK 1/PITCH MOTION/MODEL 5613



Data identically zero, insufficient, or not available from NFA.

Figure E-102. Time history of M_y^{ptot} for one period at amplitude = 1.75 deg, frequency = 1.1000 rad/s, $F_n = 0.0$ in the case of prescribed pitch motion of Model 5613 scaled to $L = 154$ m.

TASK 1/PITCH MOTION/MODEL 5613

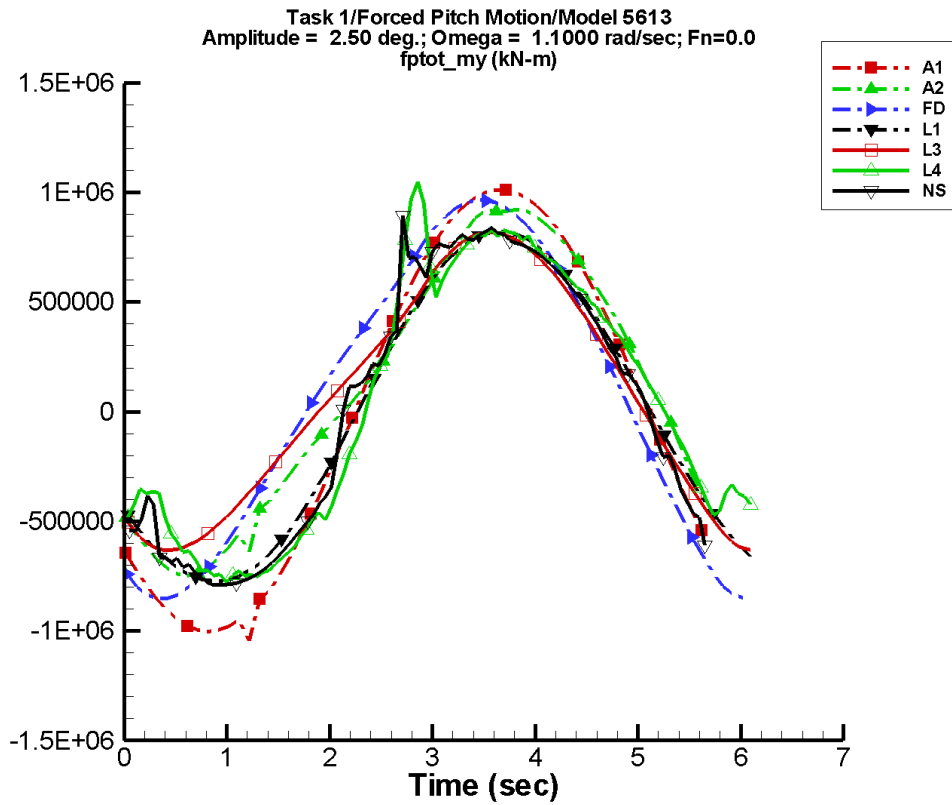
Table E–203. Coefficients of the Fourier fit $a_0 + a_1 \sin(\omega t + \Phi_1) + a_2 \sin(2\omega t + \Phi_2) + \dots$ of M_y^{ptot} for one period at amplitude = 1.75 deg, frequency = 1.1000 rad/s, $F_n = 0.0$ in the case of prescribed pitch motion of Model 5613 scaled to $L = 154$ m.

Code	a_0 (kN-m)	a_1 (kN-m)	Φ_1 (deg)	a_2 (kN-m)	Φ_2 (deg)
A1	-809.	7.11E+05	-142	9.72E+03	81
A2	5.14E+04	5.97E+05	-146	3.73E+04	-105
FD	5.03E+04	6.26E+05	-126	5.12E+04	-90
L1	5.67E+03	5.57E+05	-143	1.18E+04	42
L3	4.90E+04	4.99E+05	-134	4.36E+04	-84
L4	2.57E+04	5.81E+05	-146	7.80E+04	66
NF	—	—	—	—	—
NS	-5.17E+03	6.06E+05	-139	4.00E+04	58

Table E–204. Minimum and maximum of M_y^{ptot} for one period at amplitude = 1.75 deg, frequency = 1.1000 rad/s, $F_n = 0.0$ in the case of prescribed pitch motion of Model 5613 scaled to $L = 154$ m.

Code	Unfiltered		Filtered	
	Minimum (kN-m)	Maximum (kN-m)	Minimum (kN-m)	Maximum (kN-m)
A1	-7.55E+05	7.08E+05	-6.92E+05	6.87E+05
A2	-6.08E+05	6.83E+05	-5.31E+05	6.47E+05
FD	-6.14E+05	6.83E+05	-5.85E+05	6.62E+05
L1	-5.46E+05	5.69E+05	-5.40E+05	5.63E+05
L3	-4.71E+05	5.72E+05	-4.63E+05	5.65E+05
L4	-5.81E+05	6.01E+05	-5.57E+05	5.80E+05
NF	—	—	—	—
NS	-5.92E+05	5.98E+05	-5.87E+05	5.83E+05

TASK 1/PITCH MOTION/MODEL 5613



Data identically zero, insufficient, or not available from NFA.

Figure E-103. Time history of M_y^{ptot} for one period at amplitude = 2.50 deg, frequency = 1.1000 rad/s, $F_n = 0.0$ in the case of prescribed pitch motion of Model 5613 scaled to $L = 154$ m.

TASK 1/PITCH MOTION/MODEL 5613

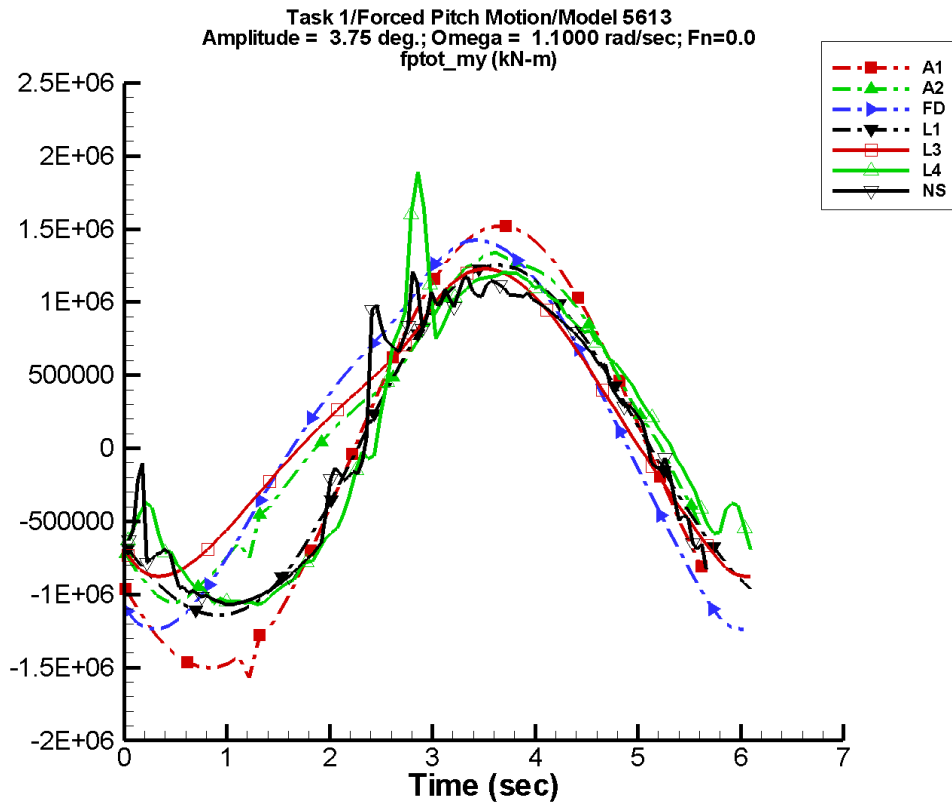
Table E–205. Coefficients of the Fourier fit $a_0 + a_1 \sin(\omega t + \Phi_1) + a_2 \sin(2\omega t + \Phi_2) + \dots$ of M_y^{ptot} for one period at amplitude = 2.50 deg, frequency = 1.1000 rad/s, $F_n = 0.0$ in the case of prescribed pitch motion of Model 5613 scaled to $L = 154$ m.

Code	a_0 (kN-m)	a_1 (kN-m)	Φ_1 (deg)	a_2 (kN-m)	Φ_2 (deg)
A1	-1.16E+03	1.02E+06	-142	1.39E+04	81
A2	1.00E+05	7.97E+05	-142	8.83E+04	-106
FD	8.94E+04	8.65E+05	-123	9.07E+04	-90
L1	1.16E+04	7.96E+05	-143	2.41E+04	42
L3	9.29E+04	6.80E+05	-130	7.55E+04	-81
L4	5.32E+04	8.13E+05	-147	1.36E+05	63
NF	—	—	—	—	—
NS	9.99E+03	8.24E+05	-140	7.07E+04	64

Table E–206. Minimum and maximum of M_y^{ptot} for one period at amplitude = 2.50 deg, frequency = 1.1000 rad/s, $F_n = 0.0$ in the case of prescribed pitch motion of Model 5613 scaled to $L = 154$ m.

Code	Unfiltered		Filtered	
	Minimum (kN-m)	Maximum (kN-m)	Minimum (kN-m)	Maximum (kN-m)
A1	-1.08E+06	1.01E+06	-9.89E+05	9.82E+05
A2	-8.24E+05	9.21E+05	-7.07E+05	8.99E+05
FD	-8.53E+05	9.64E+05	-8.10E+05	9.33E+05
L1	-7.73E+05	8.21E+05	-7.64E+05	8.12E+05
L3	-6.32E+05	8.17E+05	-6.20E+05	8.07E+05
L4	-7.78E+05	1.05E+06	-7.49E+05	9.14E+05
NF	—	—	—	—
NS	-7.91E+05	8.92E+05	-7.80E+05	8.09E+05

TASK 1/PITCH MOTION/MODEL 5613



Data identically zero, insufficient, or not available from NFA.

Figure E-104. Time history of M_y^{ptot} for one period at amplitude = 3.75 deg, frequency = 1.1000 rad/s, $F_n = 0.0$ in the case of prescribed pitch motion of Model 5613 scaled to $L = 154$ m.

TASK 1/PITCH MOTION/MODEL 5613

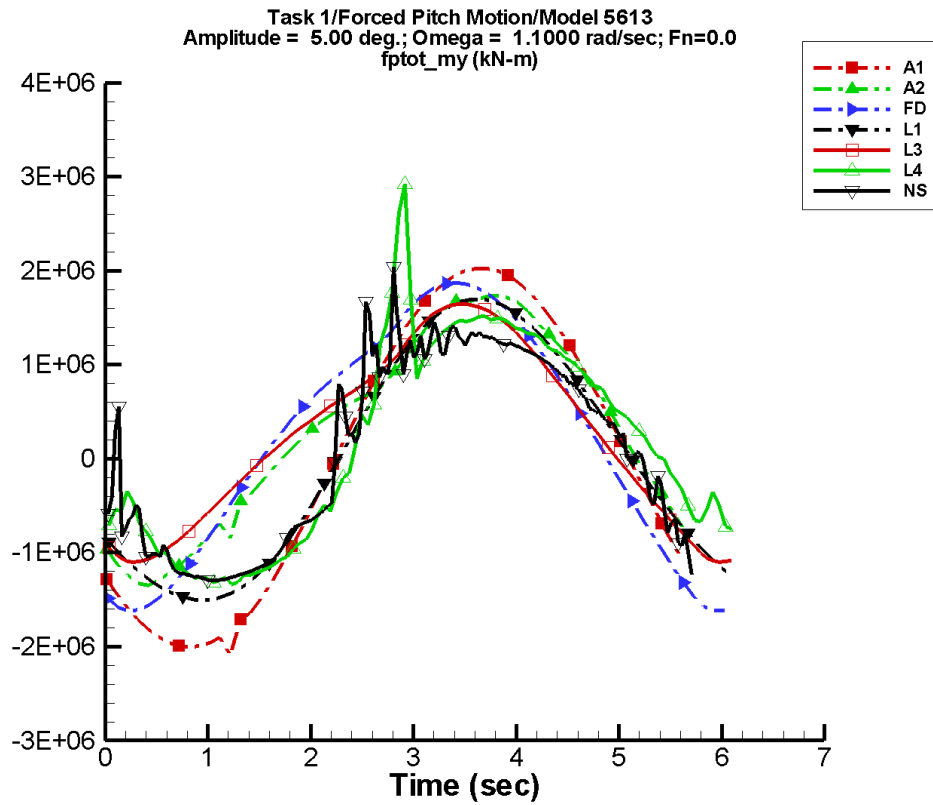
Table E–207. Coefficients of the Fourier fit $a_0 + a_1 \sin(\omega t + \Phi_1) + a_2 \sin(2\omega t + \Phi_2) + \dots$ of M_y^{ptot} for one period at amplitude = 3.75 deg, frequency = 1.1000 rad/s, $F_n = 0.0$ in the case of prescribed pitch motion of Model 5613 scaled to $L = 154$ m.

Code	a_0 (kN-m)	a_1 (kN-m)	Φ_1 (deg)	a_2 (kN-m)	Φ_2 (deg)
A1	-1.73E+03	1.52E+06	-142	2.08E+04	81
A2	1.86E+05	1.09E+06	-136	1.62E+05	-105
FD	1.66E+05	1.24E+06	-119	1.65E+05	-90
L1	2.62E+04	1.19E+06	-143	5.42E+04	41
L3	1.82E+05	9.61E+05	-125	1.33E+05	-76
L4	1.17E+05	1.18E+06	-148	2.29E+05	64
NF	—	—	—	—	—
NS	4.45E+04	1.12E+06	-141	1.34E+05	75

Table E–208. Minimum and maximum of M_y^{ptot} for one period at amplitude = 3.75 deg, frequency = 1.1000 rad/s, $F_n = 0.0$ in the case of prescribed pitch motion of Model 5613 scaled to $L = 154$ m.

Code	Unfiltered		Filtered	
	Minimum (kN-m)	Maximum (kN-m)	Minimum (kN-m)	Maximum (kN-m)
A1	-1.62E+06	1.52E+06	-1.48E+06	1.47E+06
A2	-1.08E+06	1.34E+06	-9.65E+05	1.28E+06
FD	-1.24E+06	1.42E+06	-1.19E+06	1.37E+06
L1	-1.14E+06	1.25E+06	-1.13E+06	1.24E+06
L3	-8.77E+05	1.23E+06	-8.55E+05	1.21E+06
L4	-1.07E+06	1.90E+06	-1.05E+06	1.64E+06
NF	—	—	—	—
NS	-1.07E+06	1.21E+06	-1.06E+06	1.11E+06

TASK 1/PITCH MOTION/MODEL 5613



Data identically zero, insufficient, or not available from NFA.

Figure E-105. Time history of M_y^{ptot} for one period at amplitude = 5.00 deg, frequency = 1.1000 rad/s, $F_n = 0.0$ in the case of prescribed pitch motion of Model 5613 scaled to $L = 154$ m.

TASK 1/PITCH MOTION/MODEL 5613

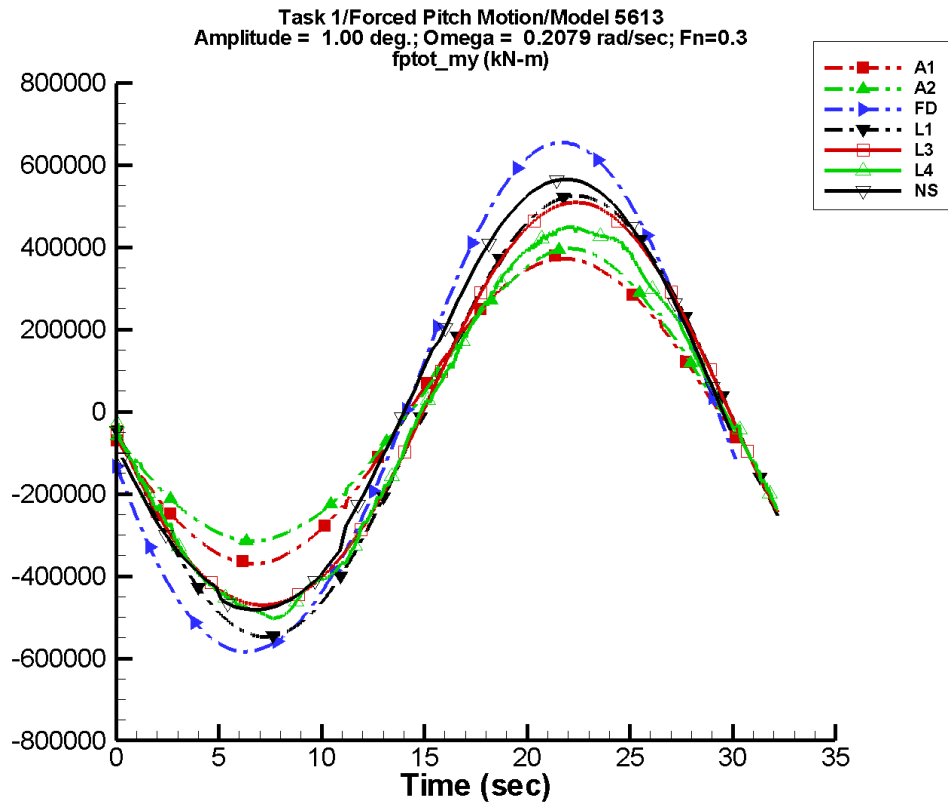
Table E-209. Coefficients of the Fourier fit $a_0 + a_1 \sin(\omega t + \Phi_1) + a_2 \sin(2\omega t + \Phi_2) + \dots$ of M_y^{ptot} for one period at amplitude = 5.00 deg, frequency = 1.1000 rad/s, $F_n = 0.0$ in the case of prescribed pitch motion of Model 5613 scaled to $L = 154$ m.

Code	a_0 (kN-m)	a_1 (kN-m)	Φ_1 (deg)	a_2 (kN-m)	Φ_2 (deg)
A1	-2.31E+03	2.04E+06	-142	2.78E+04	81
A2	2.97E+05	1.39E+06	-133	2.53E+05	-104
FD	2.54E+05	1.61E+06	-115	2.47E+05	-90
L1	4.67E+04	1.59E+06	-143	9.63E+04	41
L3	2.88E+05	1.23E+06	-121	1.94E+05	-71
L4	1.90E+05	1.49E+06	-149	3.26E+05	65
NF	—	—	—	—	—
NS	6.86E+04	1.33E+06	-142	2.10E+05	77

Table E-210. Minimum and maximum of M_y^{ptot} for one period at amplitude = 5.00 deg, frequency = 1.1000 rad/s, $F_n = 0.0$ in the case of prescribed pitch motion of Model 5613 scaled to $L = 154$ m.

Code	Unfiltered		Filtered	
	Minimum (kN-m)	Maximum (kN-m)	Minimum (kN-m)	Maximum (kN-m)
A1	-2.16E+06	2.03E+06	-1.98E+06	1.97E+06
A2	-1.35E+06	1.73E+06	-1.20E+06	1.69E+06
FD	-1.62E+06	1.87E+06	-1.57E+06	1.80E+06
L1	-1.50E+06	1.70E+06	-1.49E+06	1.68E+06
L3	-1.10E+06	1.65E+06	-1.06E+06	1.62E+06
L4	-1.34E+06	3.07E+06	-1.29E+06	2.52E+06
NF	—	—	—	—
NS	-1.30E+06	2.04E+06	-1.29E+06	1.30E+06

TASK 1/PITCH MOTION/MODEL 5613



Data identically zero, insufficient, or not available from NFA.

Figure E-106. Time history of M_y^{ptot} for one period at amplitude = 1.00 deg, frequency = 0.2079 rad/s, Fn = 0.3 in the case of prescribed pitch motion of Model 5613 scaled to L = 154 m.

TASK 1/PITCH MOTION/MODEL 5613

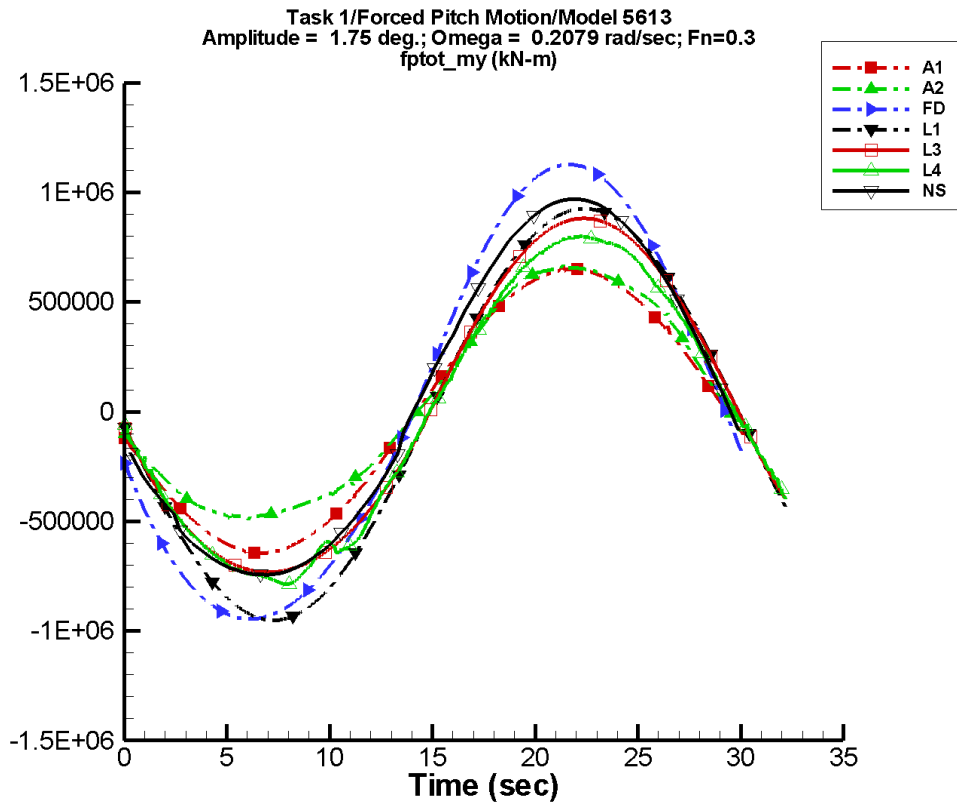
Table E-211. Coefficients of the Fourier fit $a_0 + a_1 \sin(\omega t + \Phi_1) + a_2 \sin(2\omega t + \Phi_2) + \dots$ of M_y^{ptot} for one period at amplitude = 1.00 deg, frequency = 0.2079 rad/s, $F_n = 0.3$ in the case of prescribed pitch motion of Model 5613 scaled to $L = 154$ m.

Code	a_0 (kN-m)	a_1 (kN-m)	Φ_1 (deg)	a_2 (kN-m)	Φ_2 (deg)
A1	229.	3.71E+05	-170	446.	-151
A2	2.18E+04	3.52E+05	-171	1.93E+04	-93
FD	2.02E+04	6.25E+05	-168	1.81E+04	-88
L1	-1.08E+04	5.36E+05	-177	604.	128
L3	3.10E+03	4.97E+05	-176	1.82E+04	-93
L4	-2.18E+04	4.68E+05	-176	2.31E+03	10
NF	—	—	—	—	—
NS	3.44E+04	5.26E+05	-170	9.80E+03	-61

Table E-212. Minimum and maximum of M_y^{ptot} for one period at amplitude = 1.00 deg, frequency = 0.2079 rad/s, $F_n = 0.3$ in the case of prescribed pitch motion of Model 5613 scaled to $L = 154$ m.

Code	Unfiltered		Filtered	
	Minimum (kN-m)	Maximum (kN-m)	Minimum (kN-m)	Maximum (kN-m)
A1	-3.84E+05	3.80E+05	-3.75E+05	3.72E+05
A2	-3.29E+05	4.00E+05	-3.20E+05	3.96E+05
FD	-5.84E+05	6.55E+05	-5.83E+05	6.54E+05
L1	-5.48E+05	5.25E+05	-5.47E+05	5.25E+05
L3	-4.70E+05	5.09E+05	-4.70E+05	5.09E+05
L4	-5.03E+05	4.50E+05	-5.02E+05	4.48E+05
NF	—	—	—	—
NS	-4.82E+05	5.71E+05	-4.78E+05	5.65E+05

TASK 1/PITCH MOTION/MODEL 5613



Data identically zero, insufficient, or not available from NFA.

Figure E-107. Time history of M_y^{ptot} for one period at amplitude = 1.75 deg, frequency = 0.2079 rad/s, Fn = 0.3 in the case of prescribed pitch motion of Model 5613 scaled to L = 154 m.

TASK 1/PITCH MOTION/MODEL 5613

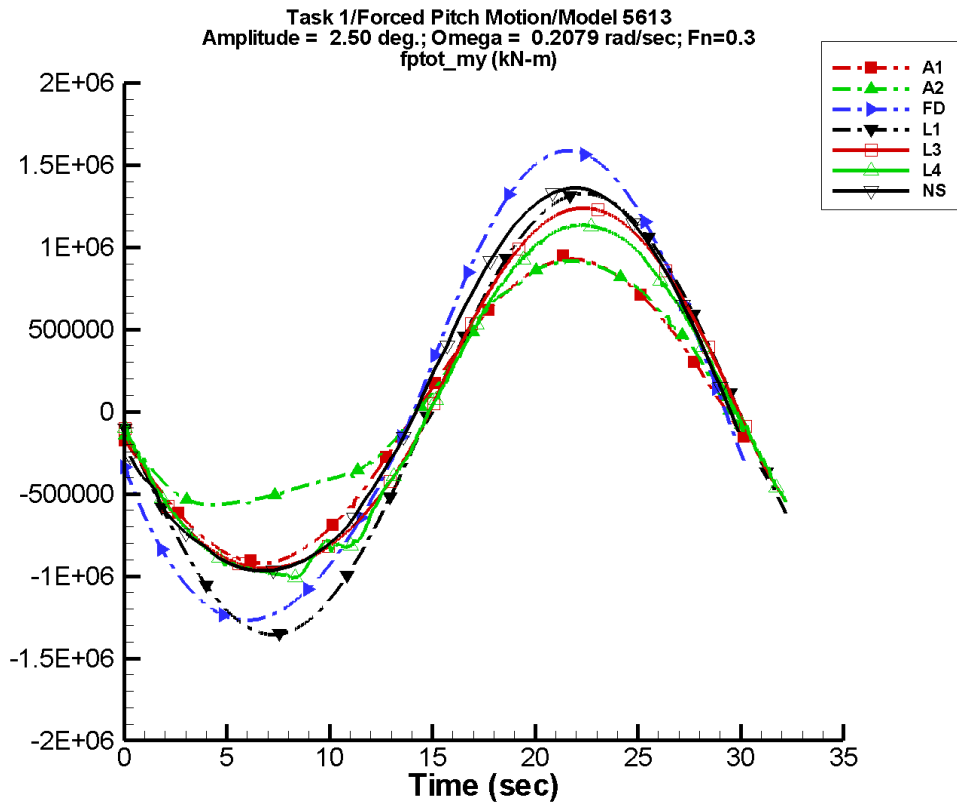
Table E–213. Coefficients of the Fourier fit $a_0 + a_1 \sin(\omega t + \Phi_1) + a_2 \sin(2\omega t + \Phi_2) + \dots$ of M_y^{ptot} for one period at amplitude = 1.75 deg, frequency = 0.2079 rad/s, Fn = 0.3 in the case of prescribed pitch motion of Model 5613 scaled to L = 154 m.

Code	a_0 (kN-m)	a_1 (kN-m)	Φ_1 (deg)	a_2 (kN-m)	Φ_2 (deg)
A1	400.	6.47E+05	-170	777.	-151
A2	5.29E+04	5.85E+05	-170	4.79E+04	-95
FD	5.06E+04	1.05E+06	-167	4.91E+04	-88
L1	-1.11E+04	9.38E+05	-177	1.85E+03	128
L3	3.26E+04	8.24E+05	-176	4.90E+04	-93
L4	-5.37E+03	7.90E+05	-176	2.60E+04	-81
NF	—	—	—	—	—
NS	7.40E+04	8.74E+05	-170	4.39E+04	-71

Table E–214. Minimum and maximum of M_y^{ptot} for one period at amplitude = 1.75 deg, frequency = 0.2079 rad/s, Fn = 0.3 in the case of prescribed pitch motion of Model 5613 scaled to L = 154 m.

Code	Unfiltered		Filtered	
	Minimum (kN-m)	Maximum (kN-m)	Minimum (kN-m)	Maximum (kN-m)
A1	-6.69E+05	6.63E+05	-6.54E+05	6.49E+05
A2	-5.01E+05	6.71E+05	-4.86E+05	6.56E+05
FD	-9.46E+05	1.13E+06	-9.45E+05	1.13E+06
L1	-9.51E+05	9.26E+05	-9.51E+05	9.25E+05
L3	-7.32E+05	8.82E+05	-7.32E+05	8.81E+05
L4	-7.86E+05	8.00E+05	-7.85E+05	7.99E+05
NF	—	—	—	—
NS	-7.43E+05	9.79E+05	-7.37E+05	9.70E+05

TASK 1/PITCH MOTION/MODEL 5613



Data identically zero, insufficient, or not available from NFA.

Figure E-108. Time history of M_y^{ptot} for one period at amplitude = 2.50 deg, frequency = 0.2079 rad/s, $F_n = 0.3$ in the case of prescribed pitch motion of Model 5613 scaled to $L = 154$ m.

TASK 1/PITCH MOTION/MODEL 5613

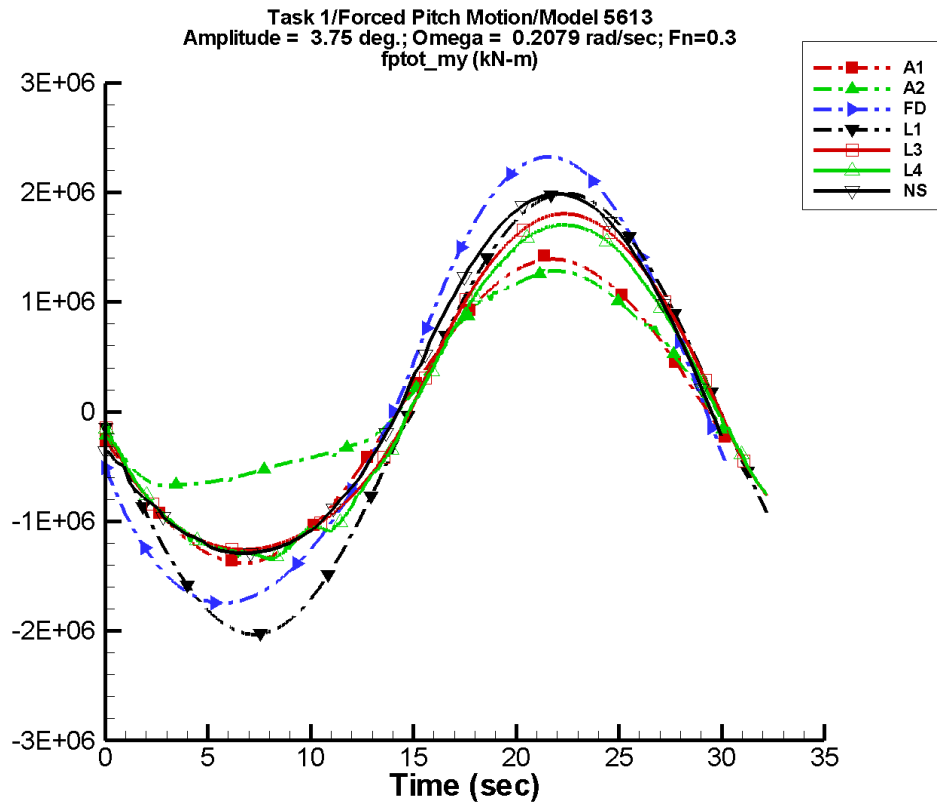
Table E–215. Coefficients of the Fourier fit $a_0 + a_1 \sin(\omega t + \Phi_1) + a_2 \sin(2\omega t + \Phi_2) + \dots$ of M_y^{ptot} for one period at amplitude = 2.50 deg, frequency = 0.2079 rad/s, $F_n = 0.3$ in the case of prescribed pitch motion of Model 5613 scaled to $L = 154$ m.

Code	a_0 (kN-m)	a_1 (kN-m)	Φ_1 (deg)	a_2 (kN-m)	Φ_2 (deg)
A1	571.	9.25E+05	-170	1.11E+03	-151
A2	1.02E+05	7.60E+05	-169	1.04E+05	-95
FD	8.99E+04	1.45E+06	-167	8.70E+04	-87
L1	-1.16E+04	1.34E+06	-177	3.78E+03	128
L3	7.05E+04	1.12E+06	-176	8.58E+04	-93
L4	2.08E+04	1.08E+06	-176	5.98E+04	-84
NF	—	—	—	—	—
NS	1.27E+05	1.19E+06	-170	8.18E+04	-75

Table E–216. Minimum and maximum of M_y^{ptot} for one period at amplitude = 2.50 deg, frequency = 0.2079 rad/s, $F_n = 0.3$ in the case of prescribed pitch motion of Model 5613 scaled to $L = 154$ m.

Code	Unfiltered		Filtered	
	Minimum (kN-m)	Maximum (kN-m)	Minimum (kN-m)	Maximum (kN-m)
A1	-9.57E+05	9.47E+05	-9.34E+05	9.28E+05
A2	-5.77E+05	9.36E+05	-5.76E+05	9.16E+05
FD	-1.27E+06	1.59E+06	-1.27E+06	1.59E+06
L1	-1.36E+06	1.33E+06	-1.35E+06	1.33E+06
L3	-9.53E+05	1.24E+06	-9.52E+05	1.24E+06
L4	-1.01E+06	1.14E+06	-1.01E+06	1.13E+06
NF	—	—	—	—
NS	-9.67E+05	1.37E+06	-9.61E+05	1.36E+06

TASK 1/PITCH MOTION/MODEL 5613



Data identically zero, insufficient, or not available from NFA.

Figure E-109. Time history of M_y^{ptot} for one period at amplitude = 3.75 deg, frequency = 0.2079 rad/s, Fn = 0.3 in the case of prescribed pitch motion of Model 5613 scaled to L = 154 m.

TASK 1/PITCH MOTION/MODEL 5613

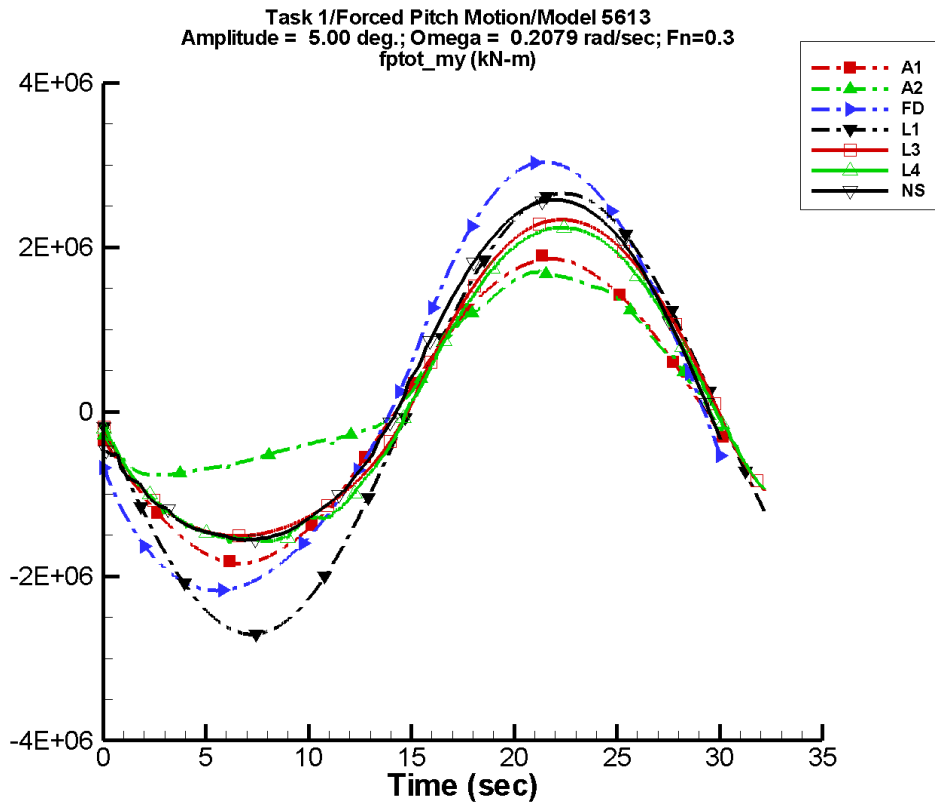
Table E-217. Coefficients of the Fourier fit $a_0 + a_1 \sin(\omega t + \Phi_1) + a_2 \sin(2\omega t + \Phi_2) + \dots$ of M_y^{ptot} for one period at amplitude = 3.75 deg, frequency = 0.2079 rad/s, Fn = 0.3 in the case of prescribed pitch motion of Model 5613 scaled to L = 154 m.

Code	a_0 (kN-m)	a_1 (kN-m)	Φ_1 (deg)	a_2 (kN-m)	Φ_2 (deg)
A1	857.	1.39E+06	-170	1.67E+03	-151
A2	1.89E+05	9.87E+05	-167	1.86E+05	-95
FD	1.67E+05	2.07E+06	-166	1.58E+05	-87
L1	-1.27E+04	2.01E+06	-177	8.50E+03	128
L3	1.45E+05	1.58E+06	-176	1.55E+05	-94
L4	8.56E+04	1.54E+06	-176	1.28E+05	-86
NF	—	—	—	—	—
NS	2.19E+05	1.68E+06	-171	1.52E+05	-75

Table E-218. Minimum and maximum of M_y^{ptot} for one period at amplitude = 3.75 deg, frequency = 0.2079 rad/s, Fn = 0.3 in the case of prescribed pitch motion of Model 5613 scaled to L = 154 m.

Code	Unfiltered		Filtered	
	Minimum (kN-m)	Maximum (kN-m)	Minimum (kN-m)	Maximum (kN-m)
A1	-1.44E+06	1.42E+06	-1.40E+06	1.39E+06
A2	-6.86E+05	1.31E+06	-6.85E+05	1.28E+06
FD	-1.75E+06	2.33E+06	-1.75E+06	2.32E+06
L1	-2.03E+06	1.99E+06	-2.03E+06	1.99E+06
L3	-1.26E+06	1.81E+06	-1.26E+06	1.80E+06
L4	-1.34E+06	1.70E+06	-1.34E+06	1.70E+06
NF	—	—	—	—
NS	-1.29E+06	2.00E+06	-1.29E+06	1.98E+06

TASK 1/PITCH MOTION/MODEL 5613



Data identically zero, insufficient, or not available from NFA.

Figure E-110. Time history of M_y^{ptot} for one period at amplitude = 5.00 deg, frequency = 0.2079 rad/s, Fn = 0.3 in the case of prescribed pitch motion of Model 5613 scaled to L = 154 m.

TASK 1/PITCH MOTION/MODEL 5613

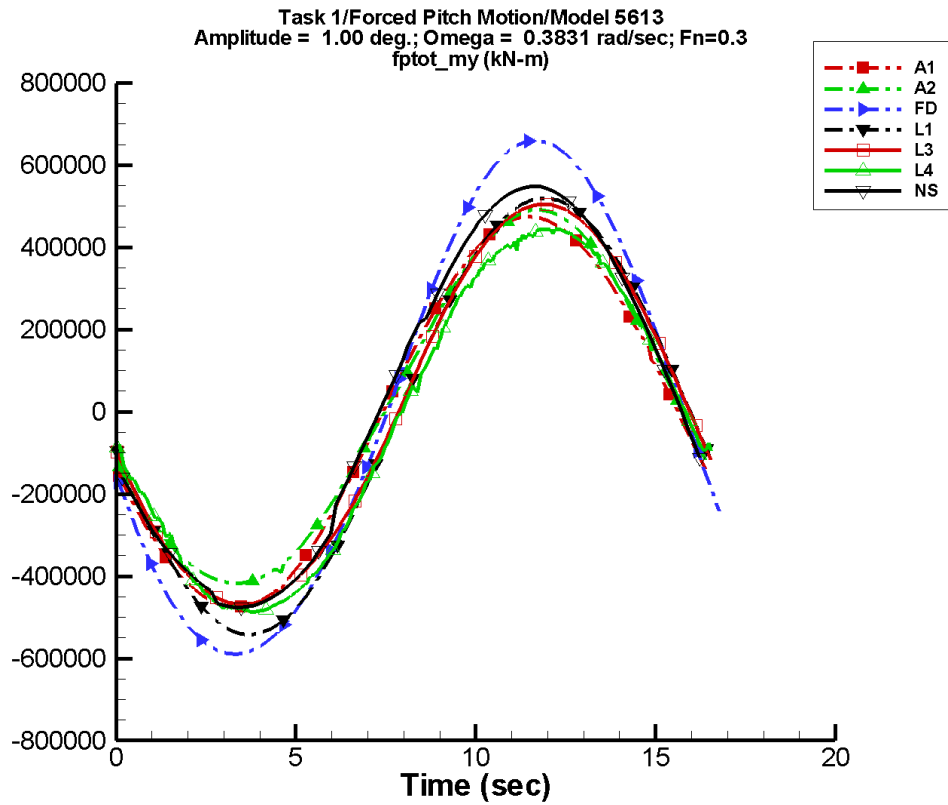
Table E–219. Coefficients of the Fourier fit $a_0 + a_1 \sin(\omega t + \Phi_1) + a_2 \sin(2\omega t + \Phi_2) + \dots$ of M_y^{ptot} for one period at amplitude = 5.00 deg, frequency = 0.2079 rad/s, $F_n = 0.3$ in the case of prescribed pitch motion of Model 5613 scaled to $L = 154$ m.

Code	a_0 (kN-m)	a_1 (kN-m)	Φ_1 (deg)	a_2 (kN-m)	Φ_2 (deg)
A1	1.14E+03	1.85E+06	-170	2.22E+03	-151
A2	3.00E+05	1.22E+06	-166	2.84E+05	-94
FD	2.56E+05	2.66E+06	-165	2.37E+05	-87
L1	-1.42E+04	2.68E+06	-177	1.51E+04	128
L3	2.30E+05	2.00E+06	-175	2.29E+05	-94
L4	1.63E+05	1.97E+06	-176	2.04E+05	-85
NF	—	—	—	—	—
NS	3.21E+05	2.12E+06	-171	2.29E+05	-76

Table E–220. Minimum and maximum of M_y^{ptot} for one period at amplitude = 5.00 deg, frequency = 0.2079 rad/s, $F_n = 0.3$ in the case of prescribed pitch motion of Model 5613 scaled to $L = 154$ m.

Code	Unfiltered		Filtered	
	Minimum (kN-m)	Maximum (kN-m)	Minimum (kN-m)	Maximum (kN-m)
A1	-1.92E+06	1.90E+06	-1.87E+06	1.86E+06
A2	-7.89E+05	1.74E+06	-7.85E+05	1.70E+06
FD	-2.17E+06	3.04E+06	-2.17E+06	3.03E+06
L1	-2.71E+06	2.65E+06	-2.71E+06	2.65E+06
L3	-1.51E+06	2.34E+06	-1.51E+06	2.33E+06
L4	-1.61E+06	2.24E+06	-1.58E+06	2.24E+06
NF	—	—	—	—
NS	-1.56E+06	2.59E+06	-1.55E+06	2.58E+06

TASK 1/PITCH MOTION/MODEL 5613



Data identically zero, insufficient, or not available from NFA.

Figure E-111. Time history of M_y^{ptot} for one period at amplitude = 1.00 deg, frequency = 0.3831 rad/s, Fn = 0.3 in the case of prescribed pitch motion of Model 5613 scaled to L = 154 m.

TASK 1/PITCH MOTION/MODEL 5613

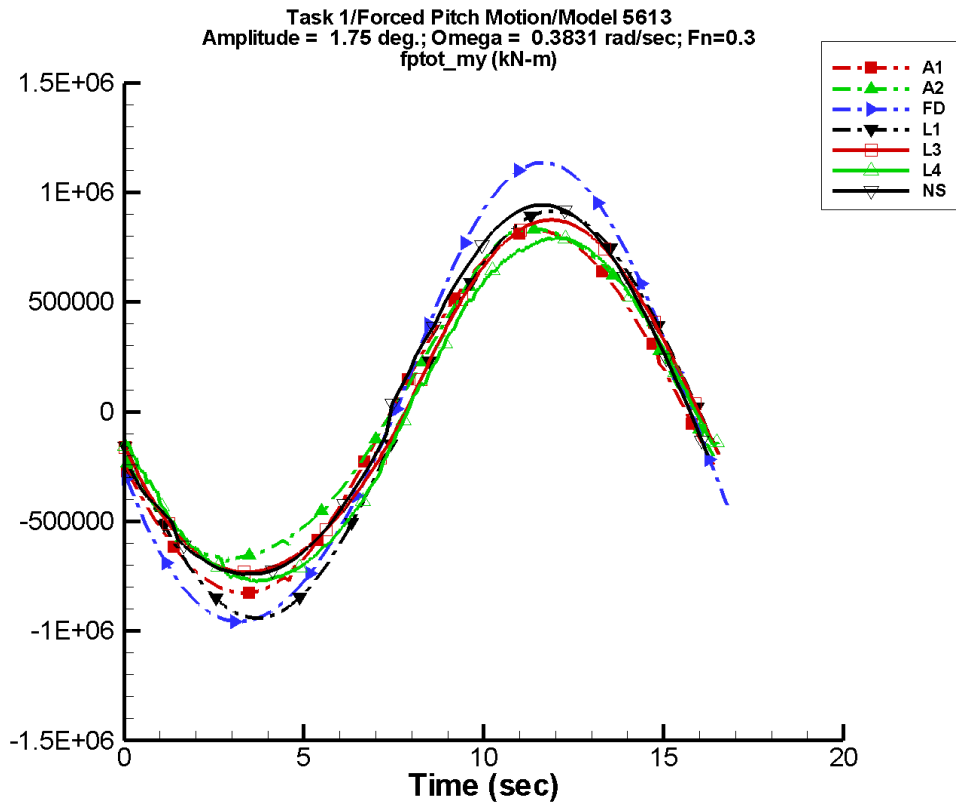
Table E-221. Coefficients of the Fourier fit $a_0 + a_1 \sin(\omega t + \Phi_1) + a_2 \sin(2\omega t + \Phi_2) + \dots$ of M_y^{ptot} for one period at amplitude = 1.00 deg, frequency = 0.3831 rad/s, $F_n = 0.3$ in the case of prescribed pitch motion of Model 5613 scaled to $L = 154$ m.

Code	a_0 (kN-m)	a_1 (kN-m)	Φ_1 (deg)	a_2 (kN-m)	Φ_2 (deg)
A1	-1.07E+03	4.75E+05	-163	301.	26
A2	2.04E+04	4.52E+05	-165	1.90E+04	-93
FD	2.01E+04	6.29E+05	-166	1.76E+04	-88
L1	-1.07E+04	5.31E+05	-172	727.	129
L3	3.10E+03	4.92E+05	-170	1.68E+04	-91
L4	-2.27E+04	4.66E+05	-172	5.92E+03	14
NF	—	—	—	—	—
NS	2.89E+04	5.16E+05	-164	9.61E+03	-35

Table E-222. Minimum and maximum of M_y^{ptot} for one period at amplitude = 1.00 deg, frequency = 0.3831 rad/s, $F_n = 0.3$ in the case of prescribed pitch motion of Model 5613 scaled to $L = 154$ m.

Code	Unfiltered		Filtered	
	Minimum (kN-m)	Maximum (kN-m)	Minimum (kN-m)	Maximum (kN-m)
A1	-4.87E+05	4.74E+05	-4.73E+05	4.72E+05
A2	-4.30E+05	4.91E+05	-4.16E+05	4.89E+05
FD	-5.89E+05	6.60E+05	-5.87E+05	6.57E+05
L1	-5.42E+05	5.19E+05	-5.41E+05	5.19E+05
L3	-4.68E+05	5.05E+05	-4.68E+05	5.04E+05
L4	-4.88E+05	4.45E+05	-4.86E+05	4.43E+05
NF	—	—	—	—
NS	-4.76E+05	5.54E+05	-4.72E+05	5.49E+05

TASK 1/PITCH MOTION/MODEL 5613



Data identically zero, insufficient, or not available from NFA.

Figure E-112. Time history of M_y^{ptot} for one period at amplitude = 1.75 deg, frequency = 0.3831 rad/s, Fn = 0.3 in the case of prescribed pitch motion of Model 5613 scaled to L = 154 m.

TASK 1/PITCH MOTION/MODEL 5613

Table E-223. Coefficients of the Fourier fit $a_0 + a_1 \sin(\omega t + \Phi_1) + a_2 \sin(2\omega t + \Phi_2) + \dots$ of M_y^{ptot} for one period at amplitude = 1.75 deg, frequency = 0.3831 rad/s, $F_n = 0.3$ in the case of prescribed pitch motion of Model 5613 scaled to $L = 154$ m.

Code	a_0 (kN-m)	a_1 (kN-m)	Φ_1 (deg)	a_2 (kN-m)	Φ_2 (deg)
A1	-1.87E+03	8.27E+05	-163	524.	26
A2	5.05E+04	7.61E+05	-164	4.70E+04	-96
FD	5.04E+04	1.06E+06	-165	4.78E+04	-88
L1	-1.06E+04	9.29E+05	-172	2.23E+03	129
L3	3.25E+04	8.16E+05	-170	4.55E+04	-91
L4	-8.98E+03	7.90E+05	-172	2.06E+04	-53
NF	—	—	—	—	—
NS	6.15E+04	8.60E+05	-165	4.42E+04	-55

Table E-224. Minimum and maximum of M_y^{ptot} for one period at amplitude = 1.75 deg, frequency = 0.3831 rad/s, $F_n = 0.3$ in the case of prescribed pitch motion of Model 5613 scaled to $L = 154$ m.

Code	Unfiltered		Filtered	
	Minimum (kN-m)	Maximum (kN-m)	Minimum (kN-m)	Maximum (kN-m)
A1	-8.49E+05	8.27E+05	-8.25E+05	8.23E+05
A2	-7.21E+05	8.32E+05	-6.73E+05	8.31E+05
FD	-9.58E+05	1.14E+06	-9.55E+05	1.13E+06
L1	-9.41E+05	9.16E+05	-9.40E+05	9.15E+05
L3	-7.32E+05	8.75E+05	-7.31E+05	8.74E+05
L4	-7.76E+05	7.94E+05	-7.71E+05	7.91E+05
NF	—	—	—	—
NS	-7.40E+05	9.53E+05	-7.34E+05	9.44E+05

TASK 1/PITCH MOTION/MODEL 5613

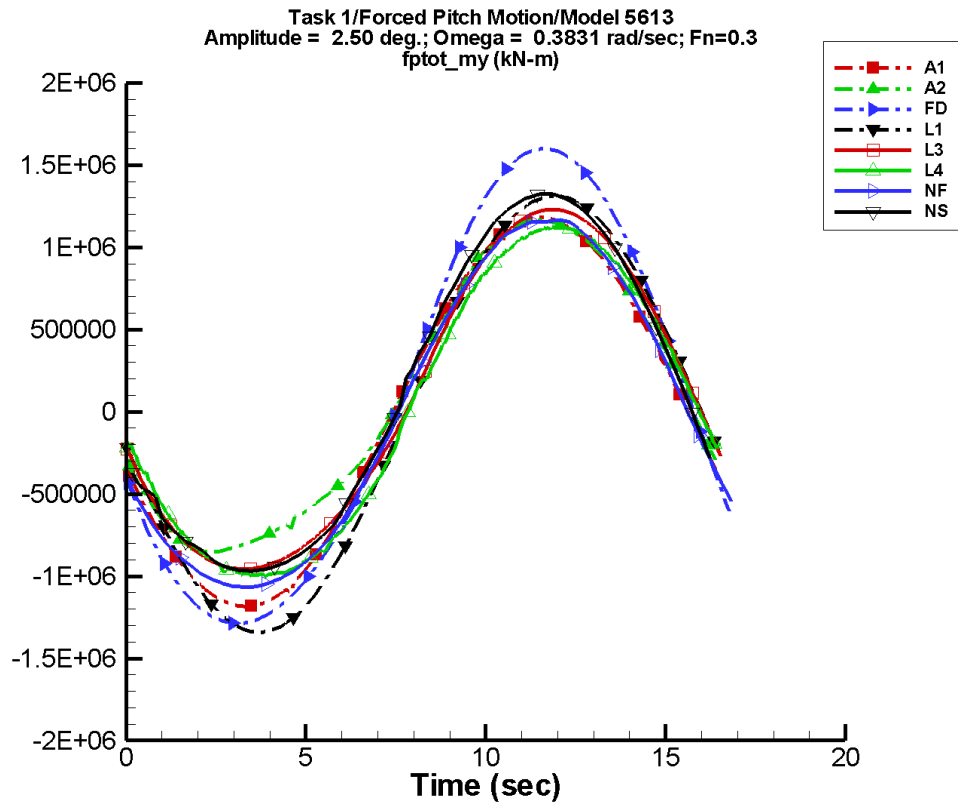


Figure E-113. Time history of M_y^{ptot} for one period at amplitude = 2.50 deg, frequency = 0.3831 rad/s, $F_n = 0.3$ in the case of prescribed pitch motion of Model 5613 scaled to $L = 154$ m.

TASK 1/PITCH MOTION/MODEL 5613

Table E-225. Coefficients of the Fourier fit $a_0 + a_1 \sin(\omega t + \Phi_1) + a_2 \sin(2\omega t + \Phi_2) + \dots$ of M_y^{ptot} for one period at amplitude = 2.50 deg, frequency = 0.3831 rad/s, $F_n = 0.3$ in the case of prescribed pitch motion of Model 5613 scaled to $L = 154$ m.

Code	a_0 (kN-m)	a_1 (kN-m)	Φ_1 (deg)	a_2 (kN-m)	Φ_2 (deg)
A1	-2.67E+03	1.18E+06	-163	749.	26
A2	9.93E+04	1.01E+06	-163	1.04E+05	-96
FD	8.96E+04	1.46E+06	-164	8.46E+04	-88
L1	-1.05E+04	1.33E+06	-172	4.55E+03	129
L3	7.04E+04	1.11E+06	-169	8.00E+04	-91
L4	1.61E+04	1.08E+06	-172	4.70E+04	-63
NF	-2.74E+04	1.11E+06	-123	8.55E+04	42
NS	1.07E+05	1.17E+06	-165	8.12E+04	-60

Table E-226. Minimum and maximum of M_y^{ptot} for one period at amplitude = 2.50 deg, frequency = 0.3831 rad/s, $F_n = 0.3$ in the case of prescribed pitch motion of Model 5613 scaled to $L = 154$ m.

Code	Unfiltered		Filtered	
	Minimum (kN-m)	Maximum (kN-m)	Minimum (kN-m)	Maximum (kN-m)
A1	-1.21E+06	1.18E+06	-1.18E+06	1.18E+06
A2	-8.54E+05	1.16E+06	-8.49E+05	1.16E+06
FD	-1.29E+06	1.60E+06	-1.28E+06	1.59E+06
L1	-1.34E+06	1.31E+06	-1.34E+06	1.31E+06
L3	-9.57E+05	1.23E+06	-9.56E+05	1.23E+06
L4	-1.00E+06	1.12E+06	-9.93E+05	1.12E+06
NF	-1.07E+06	1.17E+06	-1.06E+06	1.16E+06
NS	-9.68E+05	1.34E+06	-9.62E+05	1.32E+06

TASK 1/PITCH MOTION/MODEL 5613

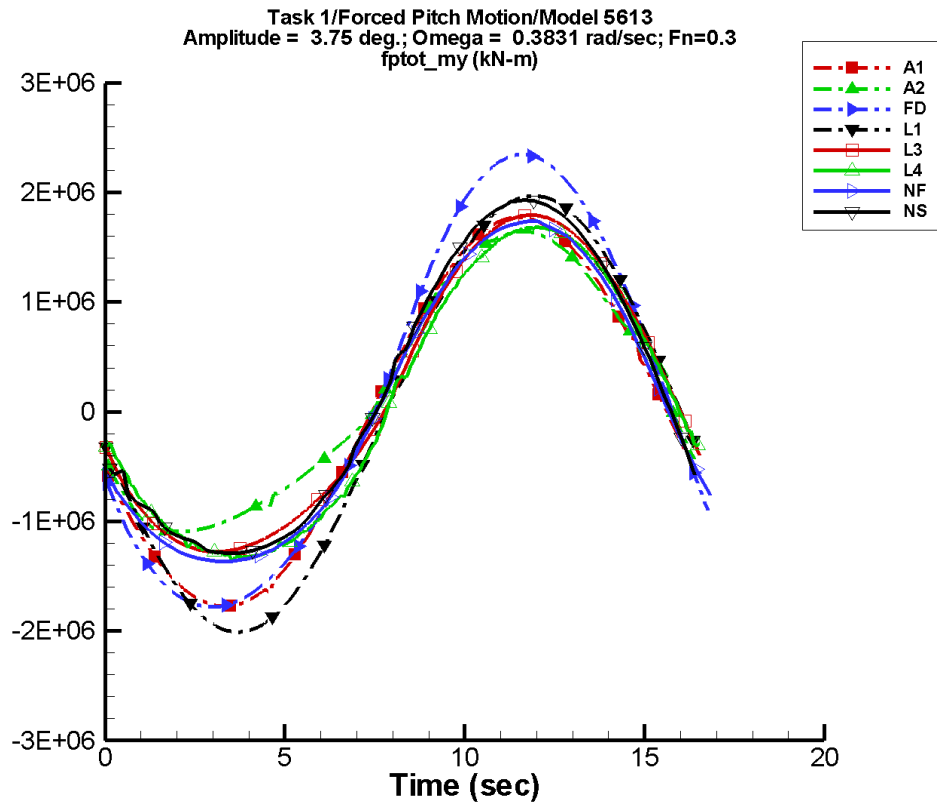


Figure E-114. Time history of M_y^{ptot} for one period at amplitude = 3.75 deg, frequency = 0.3831 rad/s, $F_n = 0.3$ in the case of prescribed pitch motion of Model 5613 scaled to $L = 154$ m.

TASK 1/PITCH MOTION/MODEL 5613

Table E-227. Coefficients of the Fourier fit $a_0 + a_1 \sin(\omega t + \Phi_1) + a_2 \sin(2\omega t + \Phi_2) + \dots$ of M_y^{ptot} for one period at amplitude = 3.75 deg, frequency = 0.3831 rad/s, $F_n = 0.3$ in the case of prescribed pitch motion of Model 5613 scaled to $L = 154$ m.

Code	a_0 (kN-m)	a_1 (kN-m)	Φ_1 (deg)	a_2 (kN-m)	Φ_2 (deg)
A1	-4.00E+03	1.77E+06	-163	1.12E+03	26
A2	1.84E+05	1.37E+06	-160	1.85E+05	-96
FD	1.67E+05	2.09E+06	-164	1.54E+05	-88
L1	-1.03E+04	1.99E+06	-172	1.02E+04	129
L3	1.45E+05	1.57E+06	-168	1.44E+05	-92
L4	8.01E+04	1.54E+06	-172	1.04E+05	-70
NF	3.65E+04	1.56E+06	-123	1.58E+05	33
NS	1.90E+05	1.65E+06	-166	1.52E+05	-63

Table E-228. Minimum and maximum of M_y^{ptot} for one period at amplitude = 3.75 deg, frequency = 0.3831 rad/s, $F_n = 0.3$ in the case of prescribed pitch motion of Model 5613 scaled to $L = 154$ m.

Code	Unfiltered		Filtered	
	Minimum (kN-m)	Maximum (kN-m)	Minimum (kN-m)	Maximum (kN-m)
A1	-1.82E+06	1.77E+06	-1.77E+06	1.77E+06
A2	-1.09E+06	1.64E+06	-1.09E+06	1.64E+06
FD	-1.78E+06	2.34E+06	-1.77E+06	2.34E+06
L1	-2.01E+06	1.97E+06	-2.01E+06	1.97E+06
L3	-1.28E+06	1.79E+06	-1.28E+06	1.79E+06
L4	-1.36E+06	1.68E+06	-1.33E+06	1.68E+06
NF	-1.37E+06	1.74E+06	-1.36E+06	1.72E+06
NS	-1.29E+06	1.95E+06	-1.29E+06	1.94E+06

TASK 1/PITCH MOTION/MODEL 5613

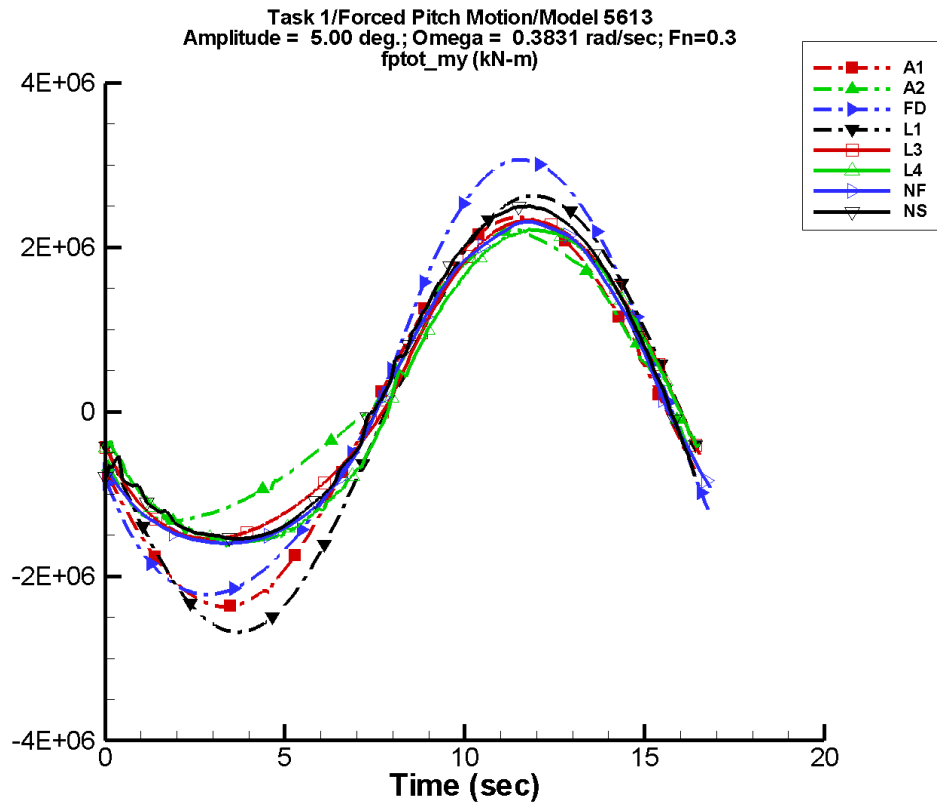


Figure E-115. Time history of M_y^{ptot} for one period at amplitude = 5.00 deg, frequency = 0.3831 rad/s, $F_n = 0.3$ in the case of prescribed pitch motion of Model 5613 scaled to $L = 154$ m.

TASK 1/PITCH MOTION/MODEL 5613

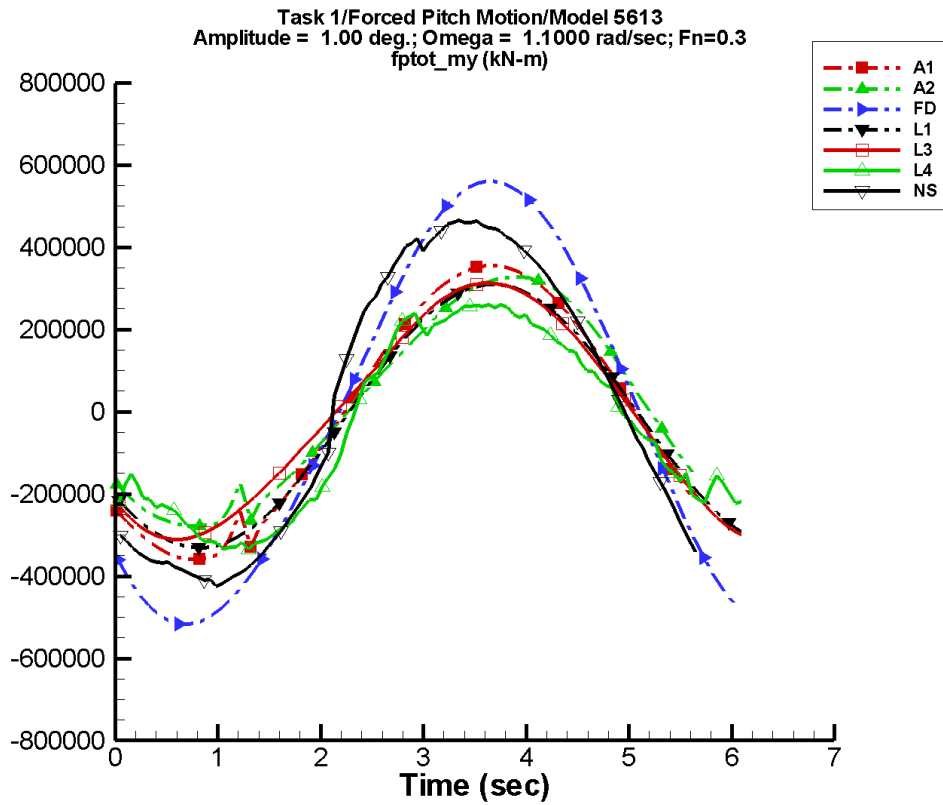
Table E–229. Coefficients of the Fourier fit $a_0 + a_1 \sin(\omega t + \Phi_1) + a_2 \sin(2\omega t + \Phi_2) + \dots$ of M_y^{ptot} for one period at amplitude = 5.00 deg, frequency = 0.3831 rad/s, $F_n = 0.3$ in the case of prescribed pitch motion of Model 5613 scaled to $L = 154$ m.

Code	a_0 (kN-m)	a_1 (kN-m)	Φ_1 (deg)	a_2 (kN-m)	Φ_2 (deg)
A1	-5.34E+03	2.37E+06	-163	1.50E+03	26
A2	2.94E+05	1.74E+06	-159	2.82E+05	-95
FD	2.55E+05	2.68E+06	-163	2.30E+05	-88
L1	-1.01E+04	2.65E+06	-172	1.82E+04	129
L3	2.30E+05	1.98E+06	-168	2.13E+05	-92
L4	1.55E+05	1.96E+06	-172	1.69E+05	-70
NF	1.19E+05	1.98E+06	-124	2.40E+05	26
NS	2.87E+05	2.09E+06	-166	2.21E+05	-64

Table E–230. Minimum and maximum of M_y^{ptot} for one period at amplitude = 5.00 deg, frequency = 0.3831 rad/s, $F_n = 0.3$ in the case of prescribed pitch motion of Model 5613 scaled to $L = 154$ m.

Code	Unfiltered		Filtered	
	Minimum (kN-m)	Maximum (kN-m)	Minimum (kN-m)	Maximum (kN-m)
A1	-2.43E+06	2.37E+06	-2.36E+06	2.36E+06
A2	-1.33E+06	2.22E+06	-1.32E+06	2.20E+06
FD	-2.22E+06	3.07E+06	-2.22E+06	3.05E+06
L1	-2.68E+06	2.63E+06	-2.68E+06	2.62E+06
L3	-1.55E+06	2.33E+06	-1.55E+06	2.32E+06
L4	-1.64E+06	2.21E+06	-1.58E+06	2.21E+06
NF	-1.61E+06	2.31E+06	-1.60E+06	2.29E+06
NS	-1.55E+06	2.52E+06	-1.54E+06	2.51E+06

TASK 1/PITCH MOTION/MODEL 5613



Data identically zero, insufficient, or not available from NFA.

Figure E-116. Time history of M_y^{ptot} for one period at amplitude = 1.00 deg, frequency = 1.1000 rad/s, $F_n = 0.3$ in the case of prescribed pitch motion of Model 5613 scaled to $L = 154$ m.

TASK 1/PITCH MOTION/MODEL 5613

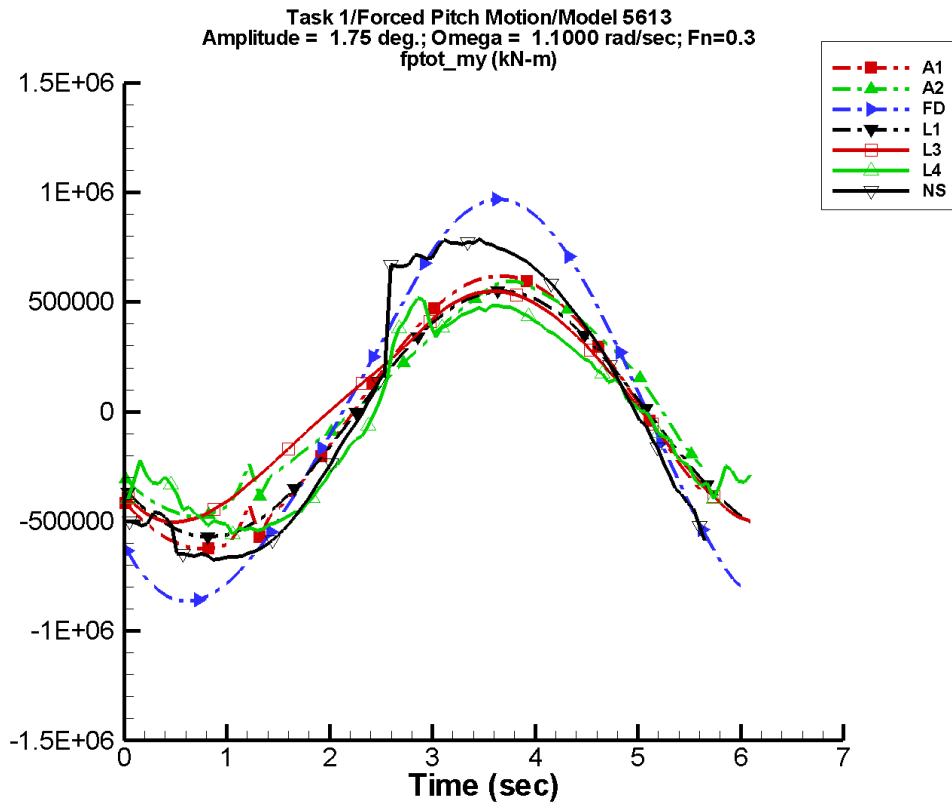
Table E-231. Coefficients of the Fourier fit $a_0 + a_1 \sin(\omega t + \Phi_1) + a_2 \sin(2\omega t + \Phi_2) + \dots$ of M_y^{ptot} for one period at amplitude = 1.00 deg, frequency = 1.1000 rad/s, $F_n = 0.3$ in the case of prescribed pitch motion of Model 5613 scaled to $L = 154$ m.

Code	a_0 (kN-m)	a_1 (kN-m)	Φ_1 (deg)	a_2 (kN-m)	Φ_2 (deg)
A1	-1.89E+03	3.54E+05	-140	6.05E+03	-47
A2	1.96E+04	3.00E+05	-147	2.33E+04	-89
FD	2.01E+04	5.35E+05	-139	1.89E+04	-89
L1	-1.04E+04	3.20E+05	-142	836.	111
L3	3.49E+03	3.04E+05	-136	1.85E+04	-96
L4	-3.12E+04	2.93E+05	-143	5.57E+04	59
NF	—	—	—	—	—
NS	1.01E+04	4.57E+05	-133	4.05E+04	66

Table E-232. Minimum and maximum of M_y^{ptot} for one period at amplitude = 1.00 deg, frequency = 1.1000 rad/s, $F_n = 0.3$ in the case of prescribed pitch motion of Model 5613 scaled to $L = 154$ m.

Code	Unfiltered		Filtered	
	Minimum (kN-m)	Maximum (kN-m)	Minimum (kN-m)	Maximum (kN-m)
A1	-3.94E+05	3.56E+05	-3.42E+05	3.45E+05
A2	-3.14E+05	3.29E+05	-2.65E+05	3.19E+05
FD	-5.17E+05	5.61E+05	-5.00E+05	5.44E+05
L1	-3.31E+05	3.09E+05	-3.27E+05	3.06E+05
L3	-3.11E+05	3.13E+05	-3.07E+05	3.09E+05
L4	-3.39E+05	2.60E+05	-3.27E+05	2.56E+05
NF	—	—	—	—
NS	-4.29E+05	4.67E+05	-4.12E+05	4.58E+05

TASK 1/PITCH MOTION/MODEL 5613



Data identically zero, insufficient, or not available from NFA.

Figure E-117. Time history of M_y^{ptot} for one period at amplitude = 1.75 deg, frequency = 1.1000 rad/s, Fn = 0.3 in the case of prescribed pitch motion of Model 5613 scaled to L = 154 m.

TASK 1/PITCH MOTION/MODEL 5613

Table E-233. Coefficients of the Fourier fit $a_0 + a_1 \sin(\omega t + \Phi_1) + a_2 \sin(2\omega t + \Phi_2) + \dots$ of M_y^{ptot} for one period at amplitude = 1.75 deg, frequency = 1.1000 rad/s, $F_n = 0.3$ in the case of prescribed pitch motion of Model 5613 scaled to $L = 154$ m.

Code	a_0 (kN-m)	a_1 (kN-m)	Φ_1 (deg)	a_2 (kN-m)	Φ_2 (deg)
A1	-3.29E+03	6.18E+05	-140	1.05E+04	-47
A2	4.89E+04	5.02E+05	-144	5.35E+04	-94
FD	5.03E+04	9.03E+05	-137	5.12E+04	-90
L1	-9.64E+03	5.60E+05	-142	2.56E+03	111
L3	3.37E+04	5.02E+05	-132	4.99E+04	-96
L4	-2.94E+04	5.10E+05	-144	1.06E+05	54
NF	—	—	—	—	—
NS	7.83E+03	7.55E+05	-137	9.63E+04	42

Table E-234. Minimum and maximum of M_y^{ptot} for one period at amplitude = 1.75 deg, frequency = 1.1000 rad/s, $F_n = 0.3$ in the case of prescribed pitch motion of Model 5613 scaled to $L = 154$ m.

Code	Unfiltered		Filtered	
	Minimum (kN-m)	Maximum (kN-m)	Minimum (kN-m)	Maximum (kN-m)
A1	-6.86E+05	6.20E+05	-5.96E+05	6.01E+05
A2	-5.39E+05	5.95E+05	-4.45E+05	5.62E+05
FD	-8.65E+05	9.69E+05	-8.34E+05	9.40E+05
L1	-5.71E+05	5.49E+05	-5.65E+05	5.43E+05
L3	-5.04E+05	5.49E+05	-4.96E+05	5.43E+05
L4	-5.57E+05	5.19E+05	-5.31E+05	4.93E+05
NF	—	—	—	—
NS	-6.97E+05	7.90E+05	-6.90E+05	7.73E+05

TASK 1/PITCH MOTION/MODEL 5613

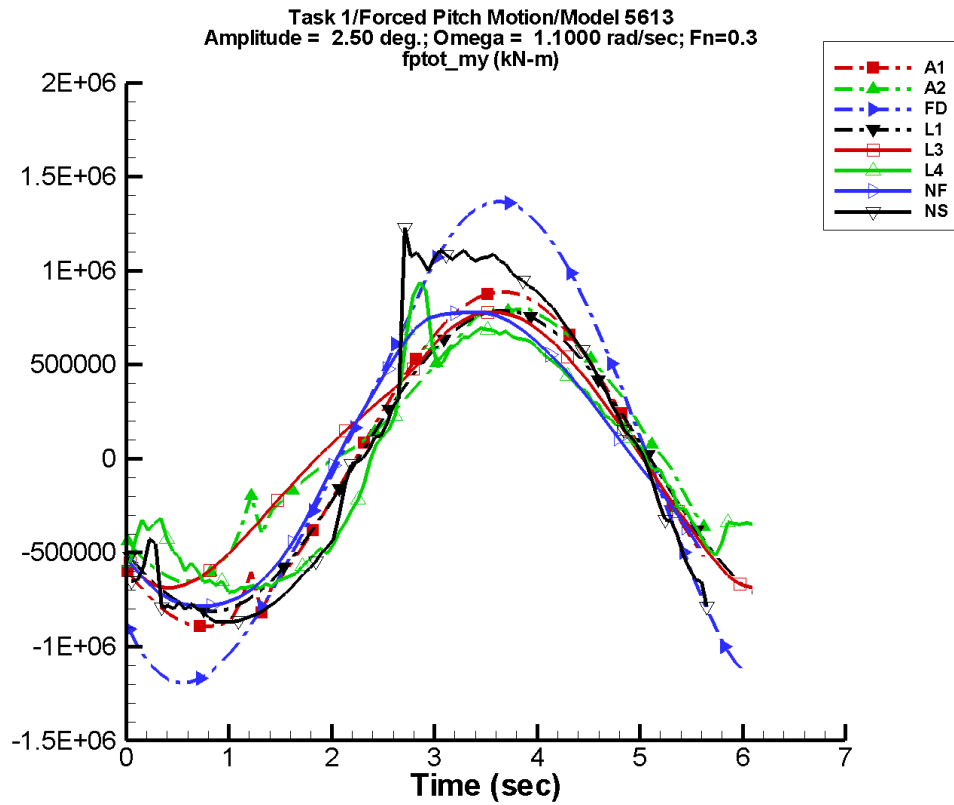


Figure E-118. Time history of M_y^{ptot} for one period at amplitude = 2.50 deg, frequency = 1.1000 rad/s, $F_n = 0.3$ in the case of prescribed pitch motion of Model 5613 scaled to $L = 154$ m.

TASK 1/PITCH MOTION/MODEL 5613

Table E-235. Coefficients of the Fourier fit $a_0 + a_1 \sin(\omega t + \Phi_1) + a_2 \sin(2\omega t + \Phi_2) + \dots$ of M_y^{ptot} for one period at amplitude = 2.50 deg, frequency = 1.1000 rad/s, $F_n = 0.3$ in the case of prescribed pitch motion of Model 5613 scaled to $L = 154$ m.

Code	a_0 (kN-m)	a_1 (kN-m)	Φ_1 (deg)	a_2 (kN-m)	Φ_2 (deg)
A1	-4.71E+03	8.83E+05	-140	1.51E+04	-47
A2	9.68E+04	6.63E+05	-140	1.11E+05	-98
FD	8.94E+04	1.25E+06	-135	9.07E+04	-90
L1	-8.53E+03	8.00E+05	-142	5.23E+03	111
L3	7.28E+04	6.86E+05	-129	8.78E+04	-96
L4	-1.61E+04	7.05E+05	-143	1.64E+05	50
NF	-3.68E+03	7.87E+05	-155	5.29E+04	64
NS	2.22E+04	1.01E+06	-138	1.54E+05	34

Table E-236. Minimum and maximum of M_y^{ptot} for one period at amplitude = 2.50 deg, frequency = 1.1000 rad/s, $F_n = 0.3$ in the case of prescribed pitch motion of Model 5613 scaled to $L = 154$ m.

Code	Unfiltered		Filtered	
	Minimum (kN-m)	Maximum (kN-m)	Minimum (kN-m)	Maximum (kN-m)
A1	-9.81E+05	8.86E+05	-8.52E+05	8.59E+05
A2	-7.26E+05	7.97E+05	-6.01E+05	7.76E+05
FD	-1.19E+06	1.37E+06	-1.15E+06	1.33E+06
L1	-8.11E+05	7.88E+05	-8.02E+05	7.79E+05
L3	-6.87E+05	7.80E+05	-6.74E+05	7.71E+05
L4	-7.13E+05	9.41E+05	-6.86E+05	8.25E+05
NF	-7.97E+05	8.02E+05	-7.60E+05	7.93E+05
NS	-8.94E+05	1.24E+06	-8.80E+05	1.10E+06

TASK 1/PITCH MOTION/MODEL 5613

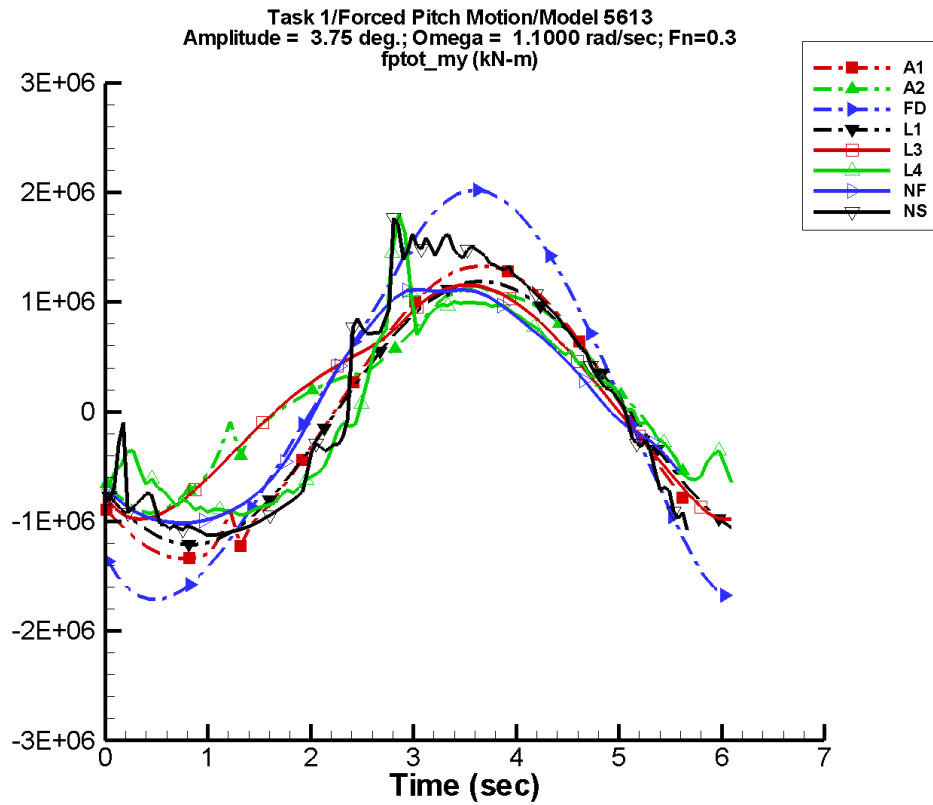


Figure E-119. Time history of M_y^{ptot} for one period at amplitude = 3.75 deg, frequency = 1.1000 rad/s, $F_n = 0.3$ in the case of prescribed pitch motion of Model 5613 scaled to $L = 154$ m.

TASK 1/PITCH MOTION/MODEL 5613

Table E-237. Coefficients of the Fourier fit $a_0 + a_1 \sin(\omega t + \Phi_1) + a_2 \sin(2\omega t + \Phi_2) + \dots$ of M_y^{ptot} for one period at amplitude = 3.75 deg, frequency = 1.1000 rad/s, $F_n = 0.3$ in the case of prescribed pitch motion of Model 5613 scaled to $L = 154$ m.

Code	a_0 (kN-m)	a_1 (kN-m)	Φ_1 (deg)	a_2 (kN-m)	Φ_2 (deg)
A1	-7.06E+03	1.32E+06	-140	2.26E+04	-47
A2	1.81E+05	8.96E+05	-132	1.95E+05	-99
FD	1.66E+05	1.81E+06	-133	1.65E+05	-90
L1	-5.77E+03	1.20E+06	-142	1.18E+04	111
L3	1.51E+05	9.73E+05	-124	1.59E+05	-95
L4	3.86E+04	1.01E+06	-143	2.58E+05	50
NF	4.86E+04	1.09E+06	-154	1.20E+05	47
NS	7.68E+04	1.36E+06	-138	2.43E+05	38

Table E-238. Minimum and maximum of M_y^{ptot} for one period at amplitude = 3.75 deg, frequency = 1.1000 rad/s, $F_n = 0.3$ in the case of prescribed pitch motion of Model 5613 scaled to $L = 154$ m.

Code	Unfiltered		Filtered	
	Minimum (kN-m)	Maximum (kN-m)	Minimum (kN-m)	Maximum (kN-m)
A1	-1.47E+06	1.33E+06	-1.28E+06	1.29E+06
A2	-9.39E+05	1.15E+06	-8.34E+05	1.09E+06
FD	-1.71E+06	2.02E+06	-1.64E+06	1.96E+06
L1	-1.21E+06	1.19E+06	-1.20E+06	1.17E+06
L3	-9.79E+05	1.16E+06	-9.55E+05	1.14E+06
L4	-9.41E+05	1.80E+06	-9.09E+05	1.53E+06
NF	-1.02E+06	1.16E+06	-9.67E+05	1.17E+06
NS	-1.25E+06	1.79E+06	-1.14E+06	1.56E+06

TASK 1/PITCH MOTION/MODEL 5613

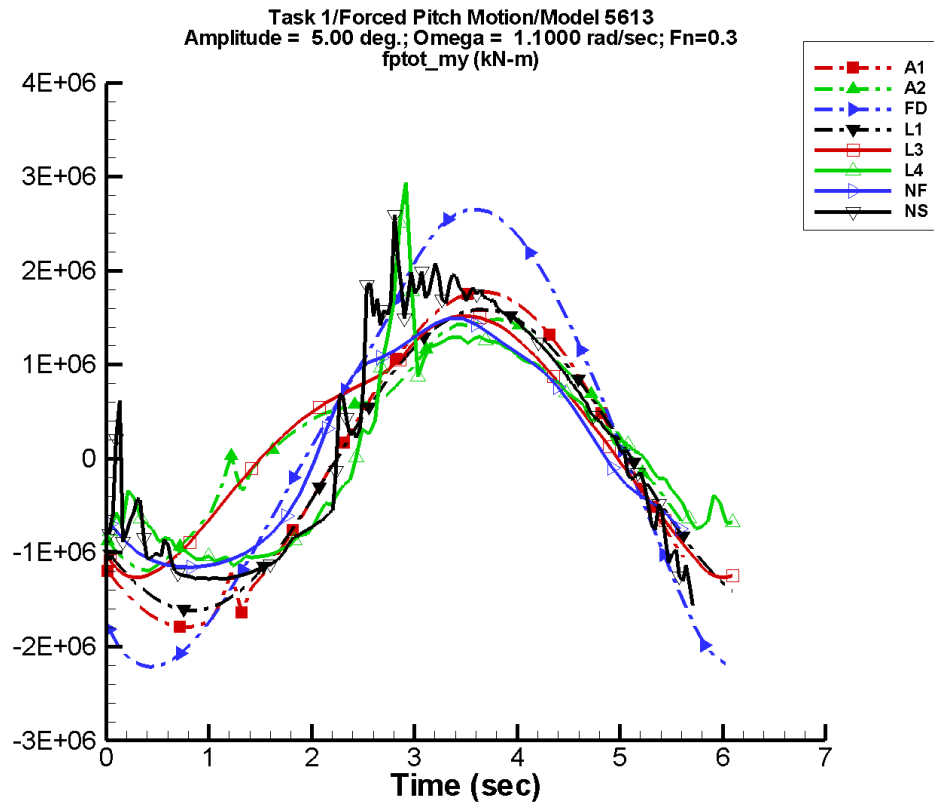


Figure E-120. Time history of M_y^{ptot} for one period at amplitude = 5.00 deg, frequency = 1.1000 rad/s, $F_n = 0.3$ in the case of prescribed pitch motion of Model 5613 scaled to $L = 154$ m.

TASK 1/PITCH MOTION/MODEL 5613

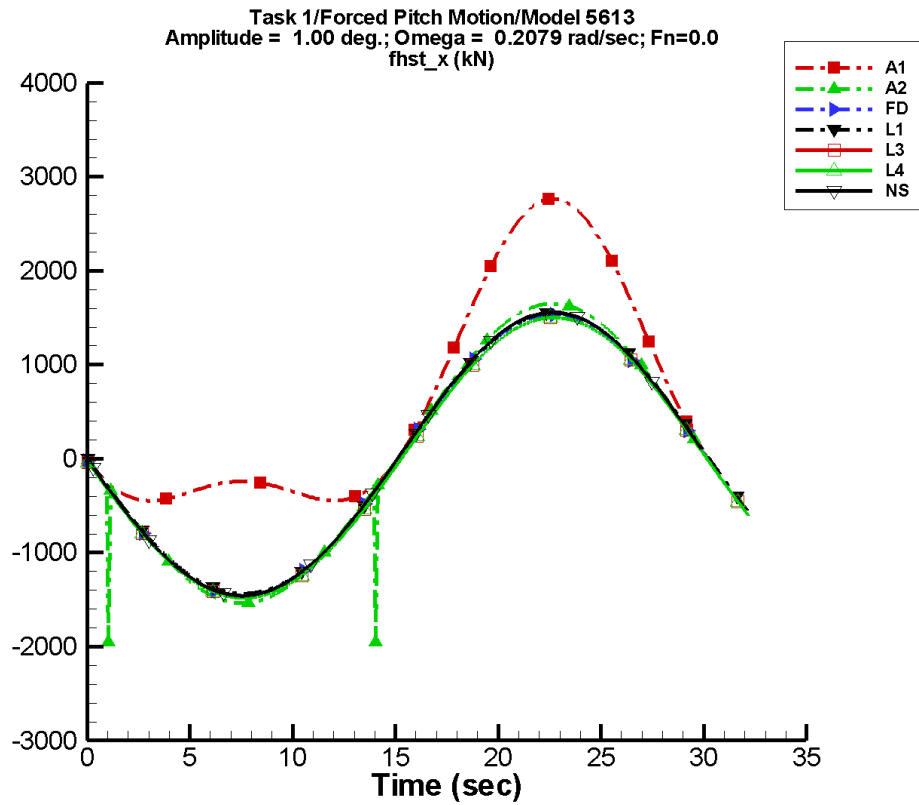
Table E-239. Coefficients of the Fourier fit $a_0 + a_1 \sin(\omega t + \Phi_1) + a_2 \sin(2\omega t + \Phi_2) + \dots$ of M_y^{ptot} for one period at amplitude = 5.00 deg, frequency = 1.1000 rad/s, Fn = 0.3 in the case of prescribed pitch motion of Model 5613 scaled to L = 154 m.

Code	a_0 (kN-m)	a_1 (kN-m)	Φ_1 (deg)	a_2 (kN-m)	Φ_2 (deg)
A1	-9.42E+03	1.77E+06	-140	3.02E+04	-47
A2	2.90E+05	1.14E+06	-128	2.98E+05	-99
FD	2.54E+05	2.33E+06	-131	2.47E+05	-90
L1	-1.90E+03	1.60E+06	-142	2.09E+04	111
L3	2.39E+05	1.24E+06	-119	2.36E+05	-95
L4	1.03E+05	1.28E+06	-143	3.60E+05	51
NF	9.33E+04	1.36E+06	-152	1.77E+05	33
NS	1.60E+05	1.61E+06	-136	3.67E+05	50

Table E-240. Minimum and maximum of M_y^{ptot} for one period at amplitude = 5.00 deg, frequency = 1.1000 rad/s, Fn = 0.3 in the case of prescribed pitch motion of Model 5613 scaled to L = 154 m.

Code	Unfiltered		Filtered	
	Minimum (kN-m)	Maximum (kN-m)	Minimum (kN-m)	Maximum (kN-m)
A1	-1.96E+06	1.77E+06	-1.71E+06	1.72E+06
A2	-1.21E+06	1.48E+06	-1.06E+06	1.44E+06
FD	-2.22E+06	2.65E+06	-2.12E+06	2.57E+06
L1	-1.61E+06	1.59E+06	-1.60E+06	1.57E+06
L3	-1.26E+06	1.52E+06	-1.22E+06	1.50E+06
L4	-1.14E+06	3.06E+06	-1.07E+06	2.44E+06
NF	-1.19E+06	1.53E+06	-1.15E+06	1.47E+06
NS	-1.59E+06	2.60E+06	-1.32E+06	1.87E+06

TASK 1/PITCH MOTION/MODEL 5613



Data identically zero, insufficient, or not available from AEGIR-1, LAMP-1, NFA and NSHIPMO.

Figure E-121. Time history of F_x^{hst} for one period at amplitude = 1.00 deg, frequency = 0.2079 rad/s, $F_n = 0.0$ in the case of prescribed pitch motion of Model 5613 scaled to $L = 154$ m.

TASK 1/PITCH MOTION/MODEL 5613

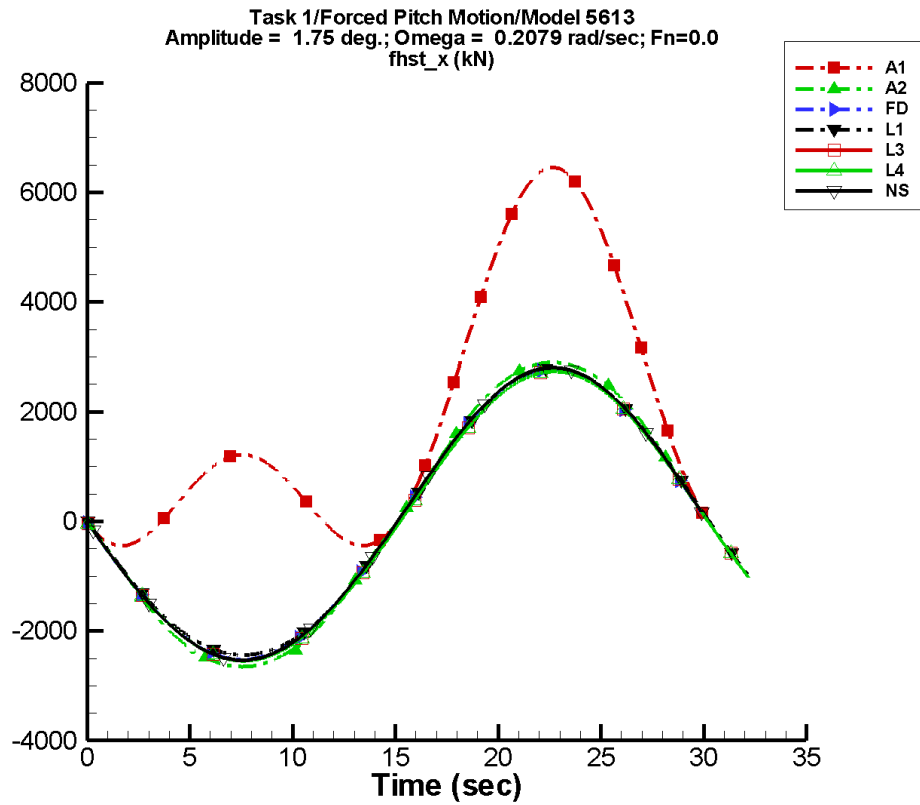
Table E-241. Coefficients of the Fourier fit $a_0 + a_1 \sin(\omega t + \Phi_1) + a_2 \sin(2\omega t + \Phi_2) + \dots$ of F_x^{hst} for one period at amplitude = 1.00 deg, frequency = 0.2079 rad/s, $F_n = 0.0$ in the case of prescribed pitch motion of Model 5613 scaled to $L = 154$ m.

Code	a_0 (kN)	a_1 (kN)	Φ_1 (deg)	a_2 (kN)	Φ_2 (deg)
A1	—	—	—	—	—
A2	28.3	1.57E+03	180	34.8	-81
FD	16.0	1.49E+03	180	23.7	-91
L1	—	—	—	—	—
L3	-13.5	1.49E+03	179	24.1	-91
L4	-13.5	1.49E+03	179	24.1	-91
NF	—	—	—	—	—
NS	—	—	—	—	—

Table E-242. Minimum and maximum of F_x^{hst} for one period at amplitude = 1.00 deg, frequency = 0.2079 rad/s, $F_n = 0.0$ in the case of prescribed pitch motion of Model 5613 scaled to $L = 154$ m.

Code	Unfiltered		Filtered	
	Minimum (kN)	Maximum (kN)	Minimum (kN)	Maximum (kN)
A1	—	—	—	—
A2	-1.95E+03	1.65E+03	-1.54E+03	1.65E+03
FD	-1.46E+03	1.54E+03	-1.45E+03	1.53E+03
L1	—	—	—	—
L3	-1.48E+03	1.50E+03	-1.48E+03	1.50E+03
L4	-1.48E+03	1.50E+03	-1.48E+03	1.50E+03
NF	—	—	—	—
NS	—	—	—	—

TASK 1/PITCH MOTION/MODEL 5613



Data identically zero, insufficient, or not available from AEGIR-1, LAMP-1, NFA and NSHIPMO.

Figure E-122. Time history of F_x^{hst} for one period at amplitude = 1.75 deg, frequency = 0.2079 rad/s, $F_n = 0.0$ in the case of prescribed pitch motion of Model 5613 scaled to $L = 154$ m.

TASK 1/PITCH MOTION/MODEL 5613

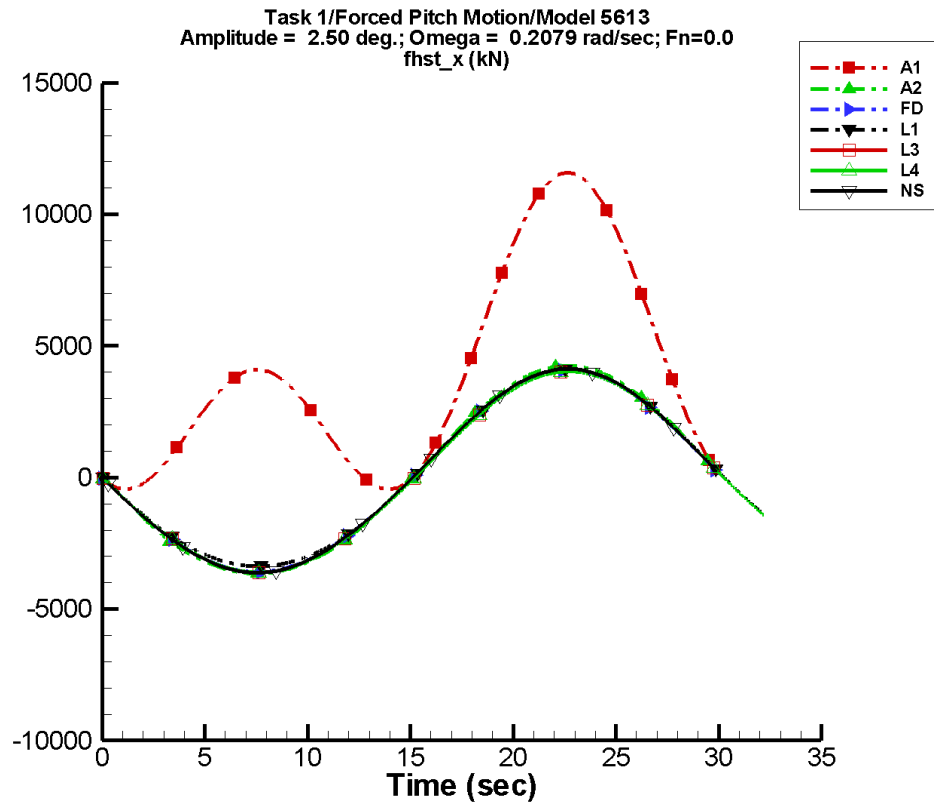
Table E-243. Coefficients of the Fourier fit $a_0 + a_1 \sin(\omega t + \Phi_1) + a_2 \sin(2\omega t + \Phi_2) + \dots$ of F_x^{hst} for one period at amplitude = 1.75 deg, frequency = 0.2079 rad/s, Fn = 0.0 in the case of prescribed pitch motion of Model 5613 scaled to L = 154 m.

Code	a_0 (kN)	a_1 (kN)	Φ_1 (deg)	a_2 (kN)	Φ_2 (deg)
A1	—	—	—	—	—
A2	73.3	2.78E+03	180	50.2	-90
FD	61.1	2.64E+03	180	65.0	-91
L1	—	—	—	—	—
L3	31.9	2.63E+03	179	64.1	-91
L4	31.9	2.63E+03	179	64.1	-91
NF	—	—	—	—	—
NS	—	—	—	—	—

Table E-244. Minimum and maximum of F_x^{hst} for one period at amplitude = 1.75 deg, frequency = 0.2079 rad/s, Fn = 0.0 in the case of prescribed pitch motion of Model 5613 scaled to L = 154 m.

Code	Unfiltered		Filtered	
	Minimum (kN)	Maximum (kN)	Minimum (kN)	Maximum (kN)
A1	—	—	—	—
A2	-2.65E+03	2.90E+03	-2.65E+03	2.90E+03
FD	-2.52E+03	2.77E+03	-2.52E+03	2.77E+03
L1	—	—	—	—
L3	-2.54E+03	2.73E+03	-2.54E+03	2.73E+03
L4	-2.54E+03	2.73E+03	-2.54E+03	2.73E+03
NF	—	—	—	—
NS	—	—	—	—

TASK 1/PITCH MOTION/MODEL 5613



Data identically zero, insufficient, or not available from AEGIR-1, LAMP-1, NFA and NSHIPMO.

Figure E-123. Time history of F_x^{hst} for one period at amplitude = 2.50 deg, frequency = 0.2079 rad/s, Fn = 0.0 in the case of prescribed pitch motion of Model 5613 scaled to L = 154 m.

TASK 1/PITCH MOTION/MODEL 5613

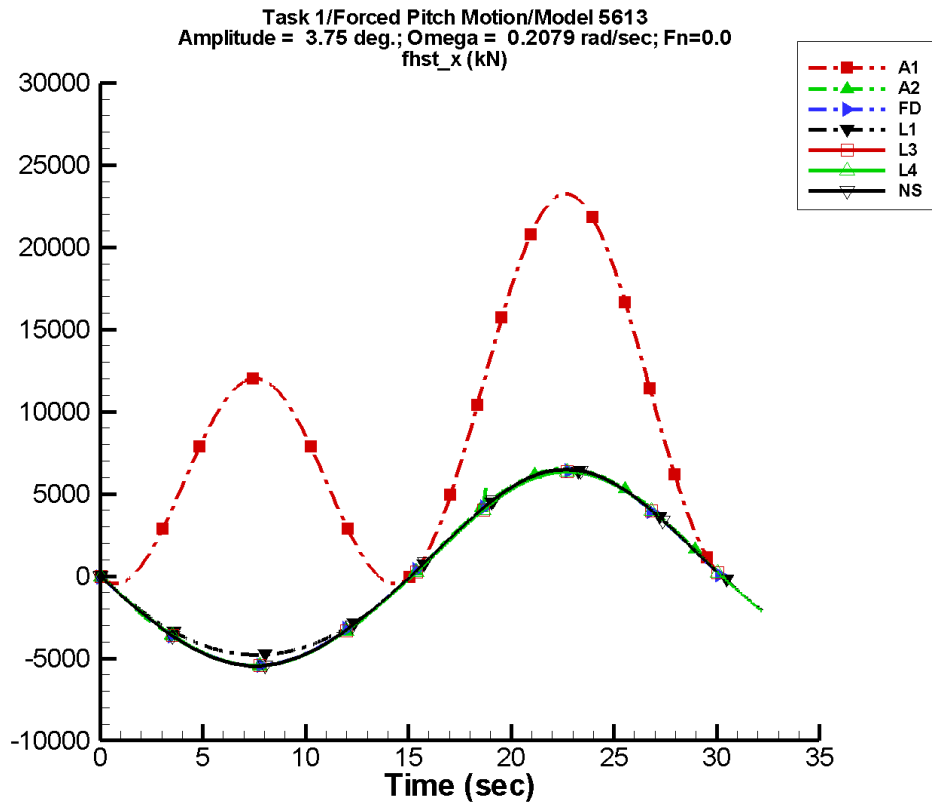
Table E-245. Coefficients of the Fourier fit $a_0 + a_1 \sin(\omega t + \Phi_1) + a_2 \sin(2\omega t + \Phi_2) + \dots$ of F_x^{hst} for one period at amplitude = 2.50 deg, frequency = 0.2079 rad/s, Fn = 0.0 in the case of prescribed pitch motion of Model 5613 scaled to L = 154 m.

Code	a_0 (kN)	a_1 (kN)	Φ_1 (deg)	a_2 (kN)	Φ_2 (deg)
A1	—	—	—	—	—
A2	148.	3.95E+03	180	139.	-92
FD	124.	3.81E+03	180	121.	-91
L1	—	—	—	—	—
L3	94.3	3.80E+03	179	116.	-91
L4	94.3	3.80E+03	179	116.	-91
NF	—	—	—	—	—
NS	—	—	—	—	—

Table E-246. Minimum and maximum of F_x^{hst} for one period at amplitude = 2.50 deg, frequency = 0.2079 rad/s, Fn = 0.0 in the case of prescribed pitch motion of Model 5613 scaled to L = 154 m.

Code	Unfiltered		Filtered	
	Minimum (kN)	Maximum (kN)	Minimum (kN)	Maximum (kN)
A1	—	—	—	—
A2	-3.65E+03	4.24E+03	-3.65E+03	4.24E+03
FD	-3.59E+03	4.08E+03	-3.59E+03	4.07E+03
L1	—	—	—	—
L3	-3.61E+03	4.03E+03	-3.61E+03	4.03E+03
L4	-3.61E+03	4.03E+03	-3.61E+03	4.03E+03
NF	—	—	—	—
NS	—	—	—	—

TASK 1/PITCH MOTION/MODEL 5613



Data identically zero, insufficient, or not available from AEGIR-1, LAMP-1, NFA and NSHIPMO.

Figure E-124. Time history of F_x^{hst} for one period at amplitude = 3.75 deg, frequency = 0.2079 rad/s, $F_n = 0.0$ in the case of prescribed pitch motion of Model 5613 scaled to $L = 154$ m.

TASK 1/PITCH MOTION/MODEL 5613

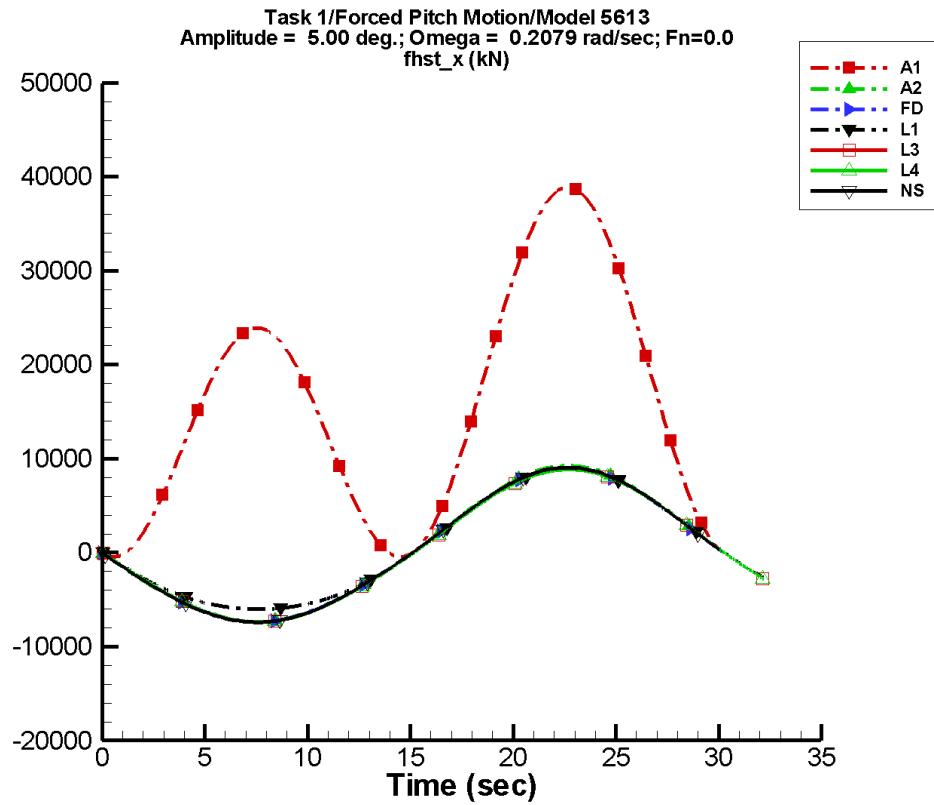
Table E-247. Coefficients of the Fourier fit $a_0 + a_1 \sin(\omega t + \Phi_1) + a_2 \sin(2\omega t + \Phi_2) + \dots$ of F_x^{hst} for one period at amplitude = 3.75 deg, frequency = 0.2079 rad/s, Fn = 0.0 in the case of prescribed pitch motion of Model 5613 scaled to L = 154 m.

Code	a_0 (kN)	a_1 (kN)	Φ_1 (deg)	a_2 (kN)	Φ_2 (deg)
A1	—	—	—	—	—
A2	300.	5.96E+03	180	271.	-89
FD	259.	5.85E+03	180	235.	-92
L1	—	—	—	—	—
L3	228.	5.82E+03	179	221.	-91
L4	228.	5.82E+03	179	221.	-91
NF	—	—	—	—	—
NS	—	—	—	—	—

Table E-248. Minimum and maximum of F_x^{hst} for one period at amplitude = 3.75 deg, frequency = 0.2079 rad/s, Fn = 0.0 in the case of prescribed pitch motion of Model 5613 scaled to L = 154 m.

Code	Unfiltered		Filtered	
	Minimum (kN)	Maximum (kN)	Minimum (kN)	Maximum (kN)
A1	—	—	—	—
A2	-5.43E+03	6.56E+03	-5.43E+03	6.55E+03
FD	-5.44E+03	6.41E+03	-5.43E+03	6.40E+03
L1	—	—	—	—
L3	-5.45E+03	6.34E+03	-5.44E+03	6.34E+03
L4	-5.45E+03	6.34E+03	-5.44E+03	6.34E+03
NF	—	—	—	—
NS	—	—	—	—

TASK 1/PITCH MOTION/MODEL 5613



Data identically zero, insufficient, or not available from AEGIR-1, LAMP-1, NFA and NSHIPMO.

Figure E-125. Time history of F_x^{hst} for one period at amplitude = 5.00 deg, frequency = 0.2079 rad/s, $F_n = 0.0$ in the case of prescribed pitch motion of Model 5613 scaled to $L = 154$ m.

TASK 1/PITCH MOTION/MODEL 5613

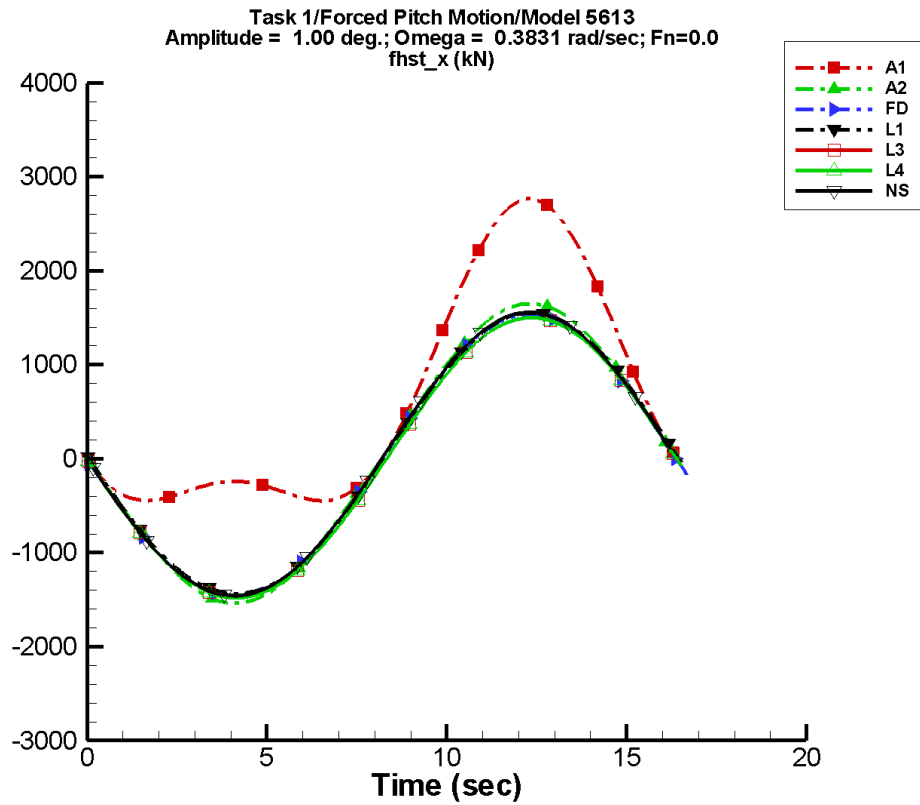
Table E-249. Coefficients of the Fourier fit $a_0 + a_1 \sin(\omega t + \Phi_1) + a_2 \sin(2\omega t + \Phi_2) + \dots$ of F_x^{hst} for one period at amplitude = 5.00 deg, frequency = 0.2079 rad/s, $F_n = 0.0$ in the case of prescribed pitch motion of Model 5613 scaled to $L = 154$ m.

Code	a_0 (kN)	a_1 (kN)	Φ_1 (deg)	a_2 (kN)	Φ_2 (deg)
A1	—	—	—	—	—
A2	505.	8.15E+03	180	455.	-89
FD	426.	8.01E+03	180	370.	-92
L1	—	—	—	—	—
L3	389.	7.96E+03	179	338.	-91
L4	389.	7.96E+03	179	338.	-91
NF	—	—	—	—	—
NS	—	—	—	—	—

Table E-250. Minimum and maximum of F_x^{hst} for one period at amplitude = 5.00 deg, frequency = 0.2079 rad/s, $F_n = 0.0$ in the case of prescribed pitch motion of Model 5613 scaled to $L = 154$ m.

Code	Unfiltered		Filtered	
	Minimum (kN)	Maximum (kN)	Minimum (kN)	Maximum (kN)
A1	—	—	—	—
A2	-7.35E+03	9.24E+03	-7.35E+03	9.23E+03
FD	-7.37E+03	8.95E+03	-7.36E+03	8.94E+03
L1	—	—	—	—
L3	-7.38E+03	8.85E+03	-7.38E+03	8.85E+03
L4	-7.38E+03	8.85E+03	-7.38E+03	8.85E+03
NF	—	—	—	—
NS	—	—	—	—

TASK 1/PITCH MOTION/MODEL 5613



Data identically zero, insufficient, or not available from AEGIR-1, LAMP-1, NFA and NSHIPMO.

Figure E-126. Time history of F_x^{hst} for one period at amplitude = 1.00 deg, frequency = 0.3831 rad/s, $F_n = 0.0$ in the case of prescribed pitch motion of Model 5613 scaled to $L = 154$ m.

TASK 1/PITCH MOTION/MODEL 5613

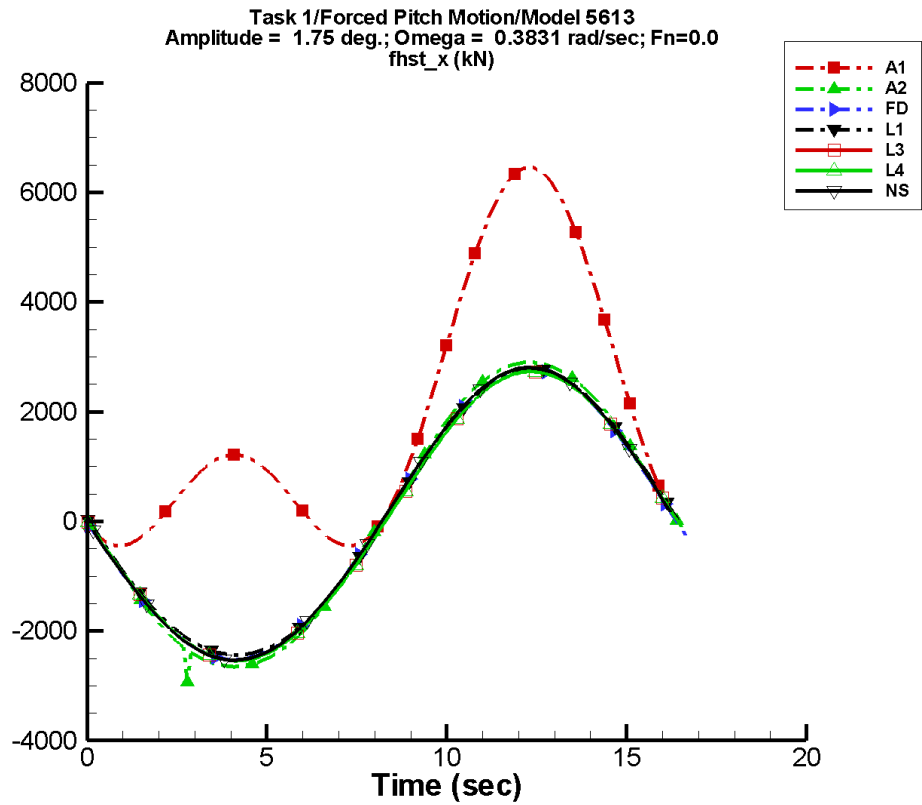
Table E–251. Coefficients of the Fourier fit $a_0 + a_1 \sin(\omega t + \Phi_1) + a_2 \sin(2\omega t + \Phi_2) + \dots$ of F_x^{hst} for one period at amplitude = 1.00 deg, frequency = 0.3831 rad/s, $F_n = 0.0$ in the case of prescribed pitch motion of Model 5613 scaled to $L = 154$ m.

Code	a_0 (kN)	a_1 (kN)	Φ_1 (deg)	a_2 (kN)	Φ_2 (deg)
A1	—	—	—	—	—
A2	37.2	1.57E+03	180	18.4	-82
FD	16.0	1.49E+03	180	23.9	-90
L1	—	—	—	—	—
L3	-13.5	1.49E+03	179	24.5	-93
L4	-13.5	1.49E+03	179	24.5	-93
NF	—	—	—	—	—
NS	—	—	—	—	—

Table E–252. Minimum and maximum of F_x^{hst} for one period at amplitude = 1.00 deg, frequency = 0.3831 rad/s, $F_n = 0.0$ in the case of prescribed pitch motion of Model 5613 scaled to $L = 154$ m.

Code	Unfiltered		Filtered	
	Minimum (kN)	Maximum (kN)	Minimum (kN)	Maximum (kN)
A1	—	—	—	—
A2	-1.54E+03	1.65E+03	-1.54E+03	1.64E+03
FD	-1.46E+03	1.54E+03	-1.45E+03	1.53E+03
L1	—	—	—	—
L3	-1.48E+03	1.50E+03	-1.48E+03	1.50E+03
L4	-1.48E+03	1.50E+03	-1.48E+03	1.50E+03
NF	—	—	—	—
NS	—	—	—	—

TASK 1/PITCH MOTION/MODEL 5613



Data identically zero, insufficient, or not available from AEGIR-1, LAMP-1, NFA and NSHIPMO.

Figure E-127. Time history of F_x^{hst} for one period at amplitude = 1.75 deg, frequency = 0.3831 rad/s, $F_n = 0.0$ in the case of prescribed pitch motion of Model 5613 scaled to $L = 154$ m.

TASK 1/PITCH MOTION/MODEL 5613

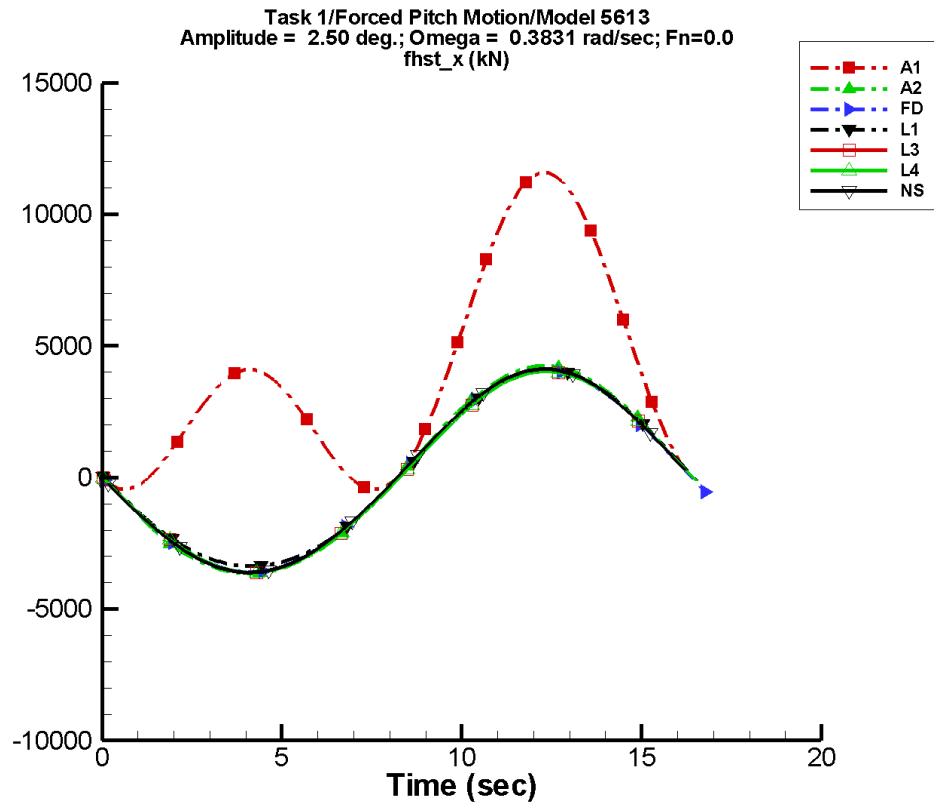
Table E-253. Coefficients of the Fourier fit $a_0 + a_1 \sin(\omega t + \Phi_1) + a_2 \sin(2\omega t + \Phi_2) + \dots$ of F_x^{hst} for one period at amplitude = 1.75 deg, frequency = 0.3831 rad/s, $F_n = 0.0$ in the case of prescribed pitch motion of Model 5613 scaled to $L = 154$ m.

Code	a_0 (kN)	a_1 (kN)	Φ_1 (deg)	a_2 (kN)	Φ_2 (deg)
A1	—	—	—	—	—
A2	70.0	2.79E+03	180	45.5	-99
FD	61.2	2.64E+03	180	65.6	-91
L1	—	—	—	—	—
L3	32.0	2.63E+03	179	66.0	-94
L4	32.0	2.63E+03	179	66.0	-94
NF	—	—	—	—	—
NS	—	—	—	—	—

Table E-254. Minimum and maximum of F_x^{hst} for one period at amplitude = 1.75 deg, frequency = 0.3831 rad/s, $F_n = 0.0$ in the case of prescribed pitch motion of Model 5613 scaled to $L = 154$ m.

Code	Unfiltered		Filtered	
	Minimum (kN)	Maximum (kN)	Minimum (kN)	Maximum (kN)
A1	—	—	—	—
A2	-2.94E+03	2.90E+03	-2.66E+03	2.89E+03
FD	-2.52E+03	2.77E+03	-2.51E+03	2.76E+03
L1	—	—	—	—
L3	-2.54E+03	2.73E+03	-2.54E+03	2.73E+03
L4	-2.54E+03	2.73E+03	-2.54E+03	2.73E+03
NF	—	—	—	—
NS	—	—	—	—

TASK 1/PITCH MOTION/MODEL 5613



Data identically zero, insufficient, or not available from AEGIR-1, LAMP-1, NFA and NSHIPMO.

Figure E-128. Time history of F_x^{hst} for one period at amplitude = 2.50 deg, frequency = 0.3831 rad/s, $F_n = 0.0$ in the case of prescribed pitch motion of Model 5613 scaled to $L = 154$ m.

TASK 1/PITCH MOTION/MODEL 5613

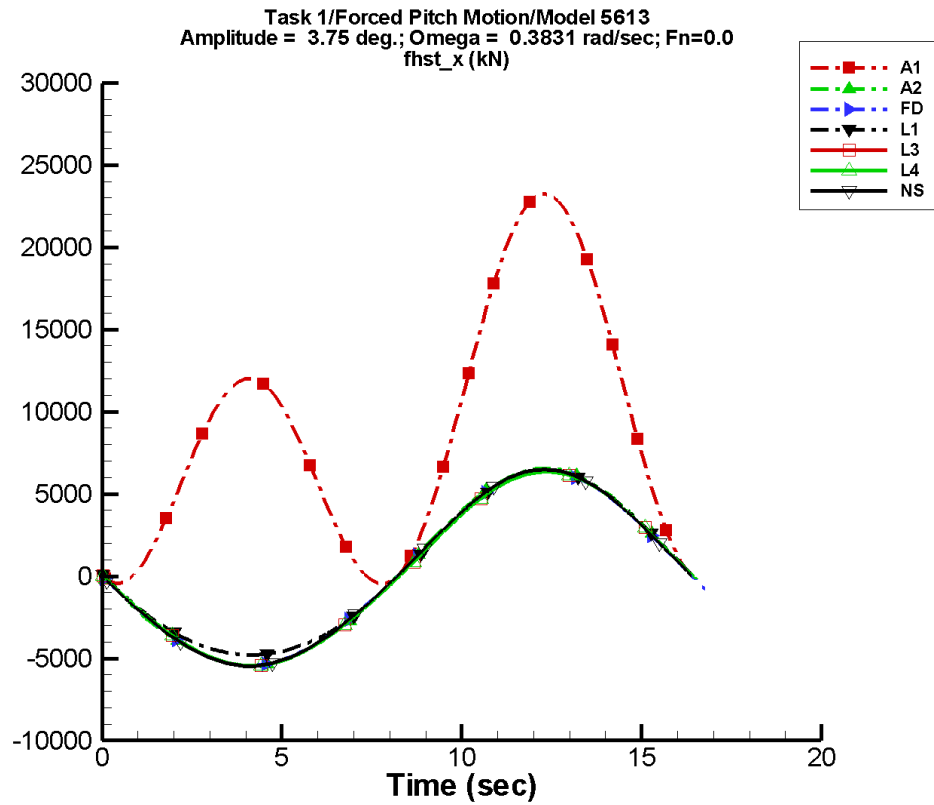
Table E-255. Coefficients of the Fourier fit $a_0 + a_1 \sin(\omega t + \Phi_1) + a_2 \sin(2\omega t + \Phi_2) + \dots$ of F_x^{hst} for one period at amplitude = 2.50 deg, frequency = 0.3831 rad/s, $F_n = 0.0$ in the case of prescribed pitch motion of Model 5613 scaled to $L = 154$ m.

Code	a_0 (kN)	a_1 (kN)	Φ_1 (deg)	a_2 (kN)	Φ_2 (deg)
A1	—	—	—	—	—
A2	148.	3.95E+03	180	139.	-93
FD	124.	3.81E+03	180	122.	-91
L1	—	—	—	—	—
L3	94.5	3.80E+03	179	121.	-94
L4	94.5	3.80E+03	179	121.	-94
NF	—	—	—	—	—
NS	—	—	—	—	—

Table E-256. Minimum and maximum of F_x^{hst} for one period at amplitude = 2.50 deg, frequency = 0.3831 rad/s, $F_n = 0.0$ in the case of prescribed pitch motion of Model 5613 scaled to $L = 154$ m.

Code	Unfiltered		Filtered	
	Minimum (kN)	Maximum (kN)	Minimum (kN)	Maximum (kN)
A1	—	—	—	—
A2	-3.65E+03	4.24E+03	-3.66E+03	4.23E+03
FD	-3.59E+03	4.08E+03	-3.58E+03	4.06E+03
L1	—	—	—	—
L3	-3.61E+03	4.03E+03	-3.61E+03	4.03E+03
L4	-3.61E+03	4.03E+03	-3.61E+03	4.03E+03
NF	—	—	—	—
NS	—	—	—	—

TASK 1/PITCH MOTION/MODEL 5613



Data identically zero, insufficient, or not available from AEGIR-1, LAMP-1, NFA and NSHIPMO.

Figure E-129. Time history of F_x^{hst} for one period at amplitude = 3.75 deg, frequency = 0.3831 rad/s, $F_n = 0.0$ in the case of prescribed pitch motion of Model 5613 scaled to $L = 154$ m.

TASK 1/PITCH MOTION/MODEL 5613

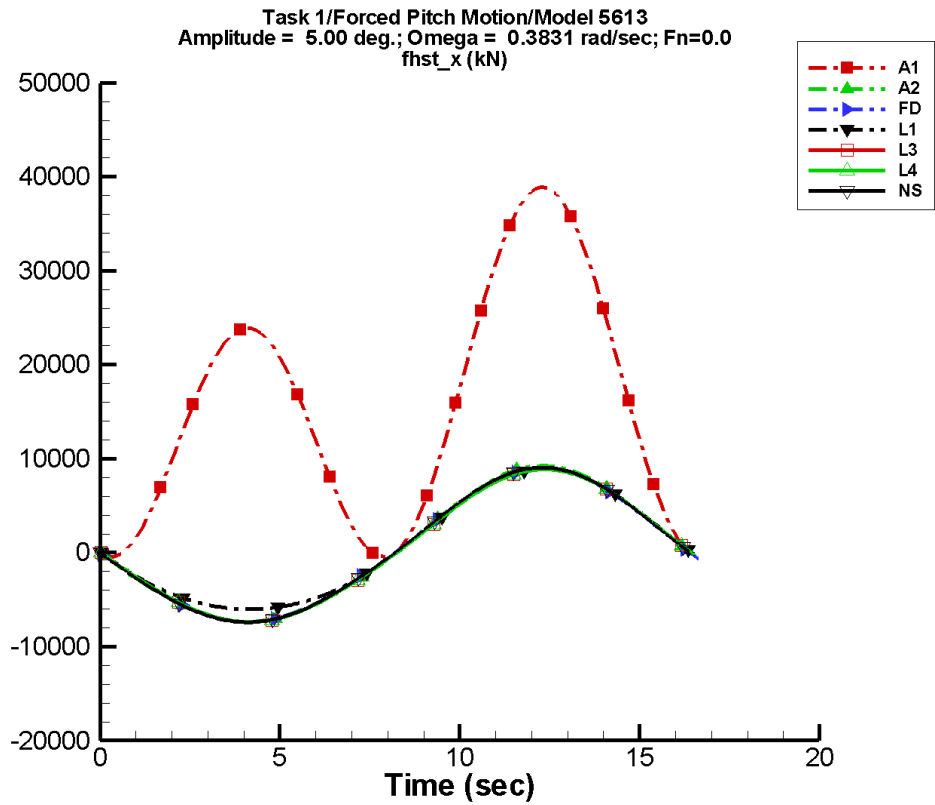
Table E-257. Coefficients of the Fourier fit $a_0 + a_1 \sin(\omega t + \Phi_1) + a_2 \sin(2\omega t + \Phi_2) + \dots$ of F_x^{hst} for one period at amplitude = 3.75 deg, frequency = 0.3831 rad/s, $F_n = 0.0$ in the case of prescribed pitch motion of Model 5613 scaled to $L = 154$ m.

Code	a_0 (kN)	a_1 (kN)	Φ_1 (deg)	a_2 (kN)	Φ_2 (deg)
A1	—	—	—	—	—
A2	297.	5.95E+03	180	272.	-91
FD	260.	5.85E+03	180	239.	-91
L1	—	—	—	—	—
L3	228.	5.83E+03	179	234.	-95
L4	228.	5.83E+03	179	234.	-95
NF	—	—	—	—	—
NS	—	—	—	—	—

Table E-258. Minimum and maximum of F_x^{hst} for one period at amplitude = 3.75 deg, frequency = 0.3831 rad/s, $F_n = 0.0$ in the case of prescribed pitch motion of Model 5613 scaled to $L = 154$ m.

Code	Unfiltered		Filtered	
	Minimum (kN)	Maximum (kN)	Minimum (kN)	Maximum (kN)
A1	—	—	—	—
A2	-5.43E+03	6.56E+03	-5.45E+03	6.53E+03
FD	-5.44E+03	6.41E+03	-5.41E+03	6.38E+03
L1	—	—	—	—
L3	-5.45E+03	6.34E+03	-5.44E+03	6.33E+03
L4	-5.45E+03	6.34E+03	-5.44E+03	6.33E+03
NF	—	—	—	—
NS	—	—	—	—

TASK 1/PITCH MOTION/MODEL 5613



Data identically zero, insufficient, or not available from AEGIR-1, LAMP-1, NFA and NSHIPMO.

Figure E-130. Time history of F_x^{hst} for one period at amplitude = 5.00 deg, frequency = 0.3831 rad/s, $F_n = 0.0$ in the case of prescribed pitch motion of Model 5613 scaled to $L = 154$ m.

TASK 1/PITCH MOTION/MODEL 5613

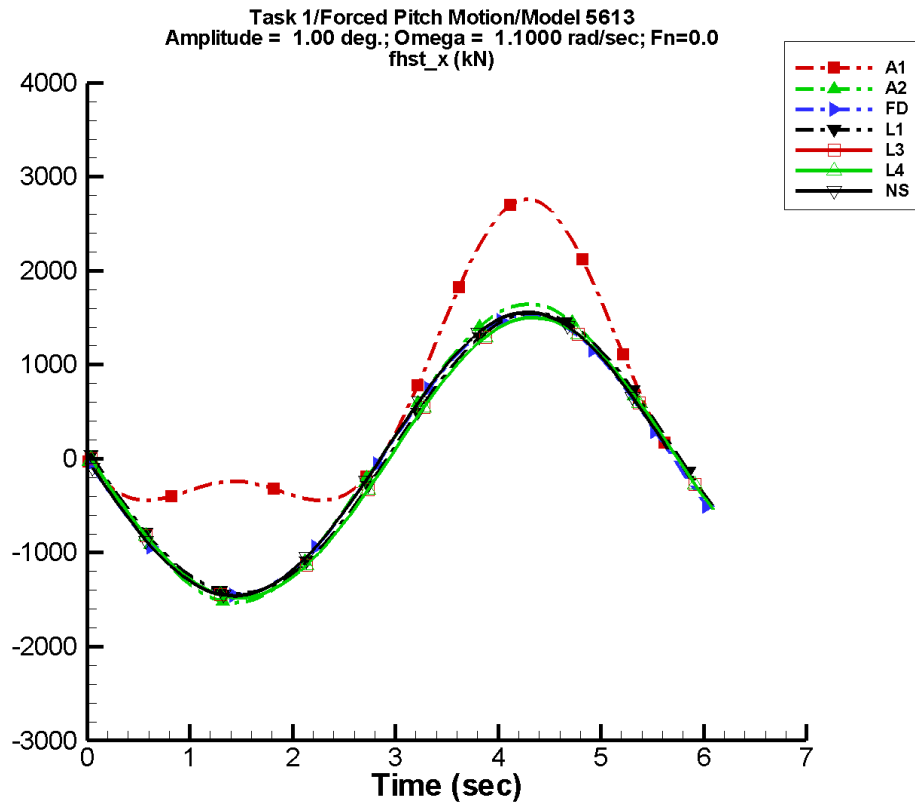
Table E-259. Coefficients of the Fourier fit $a_0 + a_1 \sin(\omega t + \Phi_1) + a_2 \sin(2\omega t + \Phi_2) + \dots$ of F_x^{hst} for one period at amplitude = 5.00 deg, frequency = 0.3831 rad/s, $F_n = 0.0$ in the case of prescribed pitch motion of Model 5613 scaled to $L = 154$ m.

Code	a_0 (kN)	a_1 (kN)	Φ_1 (deg)	a_2 (kN)	Φ_2 (deg)
A1	—	—	—	—	—
A2	504.	8.15E+03	180	455.	-90
FD	427.	8.01E+03	180	379.	-92
L1	—	—	—	—	—
L3	391.	7.98E+03	179	366.	-95
L4	391.	7.98E+03	179	366.	-95
NF	—	—	—	—	—
NS	—	—	—	—	—

Table E-260. Minimum and maximum of F_x^{hst} for one period at amplitude = 5.00 deg, frequency = 0.3831 rad/s, $F_n = 0.0$ in the case of prescribed pitch motion of Model 5613 scaled to $L = 154$ m.

Code	Unfiltered		Filtered	
	Minimum (kN)	Maximum (kN)	Minimum (kN)	Maximum (kN)
A1	—	—	—	—
A2	-7.35E+03	9.24E+03	-7.37E+03	9.20E+03
FD	-7.37E+03	8.95E+03	-7.34E+03	8.91E+03
L1	—	—	—	—
L3	-7.38E+03	8.85E+03	-7.37E+03	8.84E+03
L4	-7.38E+03	8.85E+03	-7.37E+03	8.84E+03
NF	—	—	—	—
NS	—	—	—	—

TASK 1/PITCH MOTION/MODEL 5613



Data identically zero, insufficient, or not available from AEGIR-1, LAMP-1, NFA and NSHIPMO.

Figure E-131. Time history of F_x^{hst} for one period at amplitude = 1.00 deg, frequency = 1.1000 rad/s, $F_n = 0.0$ in the case of prescribed pitch motion of Model 5613 scaled to $L = 154$ m.

TASK 1/PITCH MOTION/MODEL 5613

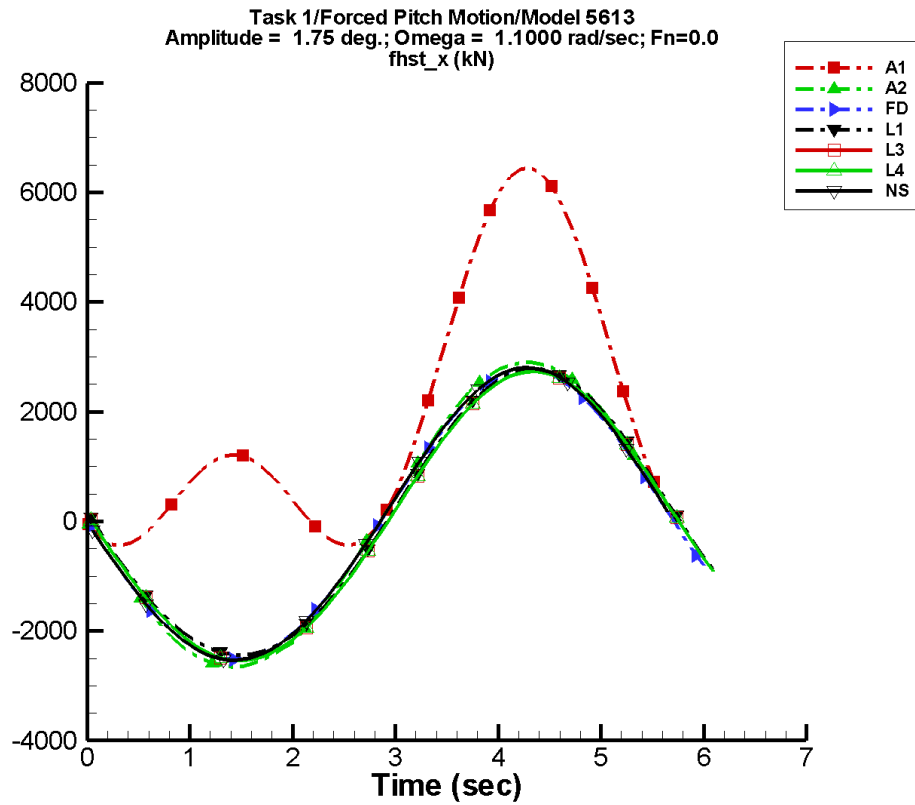
Table E-261. Coefficients of the Fourier fit $a_0 + a_1 \sin(\omega t + \Phi_1) + a_2 \sin(2\omega t + \Phi_2) + \dots$ of F_x^{hst} for one period at amplitude = 1.00 deg, frequency = 1.1000 rad/s, $F_n = 0.0$ in the case of prescribed pitch motion of Model 5613 scaled to $L = 154$ m.

Code	a_0 (kN)	a_1 (kN)	Φ_1 (deg)	a_2 (kN)	Φ_2 (deg)
A1	—	—	—	—	—
A2	37.2	1.57E+03	180	20.5	-86
FD	16.0	1.49E+03	180	23.5	-90
L1	—	—	—	—	—
L3	-13.6	1.49E+03	176	24.1	-98
L4	-13.6	1.49E+03	176	24.1	-98
NF	—	—	—	—	—
NS	—	—	—	—	—

Table E-262. Minimum and maximum of F_x^{hst} for one period at amplitude = 1.00 deg, frequency = 1.1000 rad/s, $F_n = 0.0$ in the case of prescribed pitch motion of Model 5613 scaled to $L = 154$ m.

Code	Unfiltered		Filtered	
	Minimum (kN)	Maximum (kN)	Minimum (kN)	Maximum (kN)
A1	—	—	—	—
A2	-1.54E+03	1.65E+03	-1.49E+03	1.59E+03
FD	-1.46E+03	1.53E+03	-1.41E+03	1.48E+03
L1	—	—	—	—
L3	-1.48E+03	1.50E+03	-1.46E+03	1.48E+03
L4	-1.48E+03	1.50E+03	-1.46E+03	1.48E+03
NF	—	—	—	—
NS	—	—	—	—

TASK 1/PITCH MOTION/MODEL 5613



Data identically zero, insufficient, or not available from AEGIR-1, LAMP-1, NFA and NSHIPMO.

Figure E-132. Time history of F_x^{hst} for one period at amplitude = 1.75 deg, frequency = 1.1000 rad/s, $F_n = 0.0$ in the case of prescribed pitch motion of Model 5613 scaled to $L = 154$ m.

TASK 1/PITCH MOTION/MODEL 5613

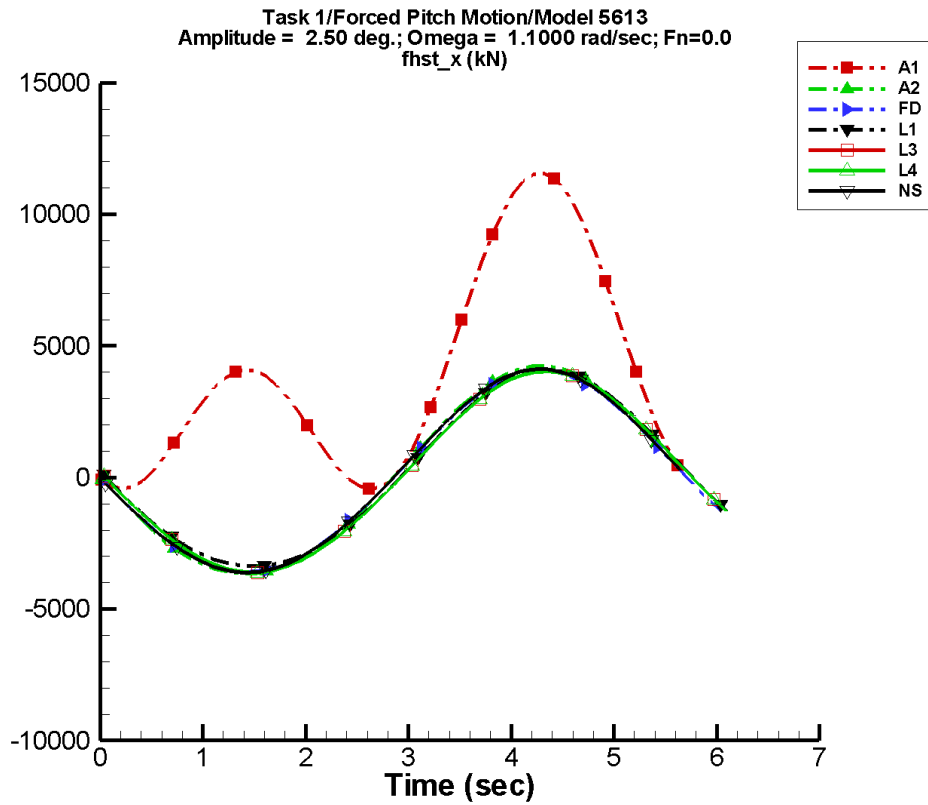
Table E-263. Coefficients of the Fourier fit $a_0 + a_1 \sin(\omega t + \Phi_1) + a_2 \sin(2\omega t + \Phi_2) + \dots$ of F_x^{hst} for one period at amplitude = 1.75 deg, frequency = 1.1000 rad/s, $F_n = 0.0$ in the case of prescribed pitch motion of Model 5613 scaled to $L = 154$ m.

Code	a_0 (kN)	a_1 (kN)	Φ_1 (deg)	a_2 (kN)	Φ_2 (deg)
A1	—	—	—	—	—
A2	71.9	2.78E+03	180	51.6	-91
FD	61.1	2.64E+03	180	63.9	-90
L1	—	—	—	—	—
L3	31.6	2.63E+03	176	64.2	-98
L4	31.6	2.63E+03	176	64.2	-98
NF	—	—	—	—	—
NS	—	—	—	—	—

Table E-264. Minimum and maximum of F_x^{hst} for one period at amplitude = 1.75 deg, frequency = 1.1000 rad/s, $F_n = 0.0$ in the case of prescribed pitch motion of Model 5613 scaled to $L = 154$ m.

Code	Unfiltered		Filtered	
	Minimum (kN)	Maximum (kN)	Minimum (kN)	Maximum (kN)
A1	—	—	—	—
A2	-2.65E+03	2.90E+03	-2.60E+03	2.81E+03
FD	-2.52E+03	2.77E+03	-2.44E+03	2.68E+03
L1	—	—	—	—
L3	-2.54E+03	2.73E+03	-2.51E+03	2.70E+03
L4	-2.54E+03	2.73E+03	-2.51E+03	2.70E+03
NF	—	—	—	—
NS	—	—	—	—

TASK 1/PITCH MOTION/MODEL 5613



Data identically zero, insufficient, or not available from AEGIR-1, LAMP-1, NFA and NSHIPMO.

Figure E-133. Time history of F_x^{hst} for one period at amplitude = 2.50 deg, frequency = 1.1000 rad/s, Fn = 0.0 in the case of prescribed pitch motion of Model 5613 scaled to L = 154 m.

TASK 1/PITCH MOTION/MODEL 5613

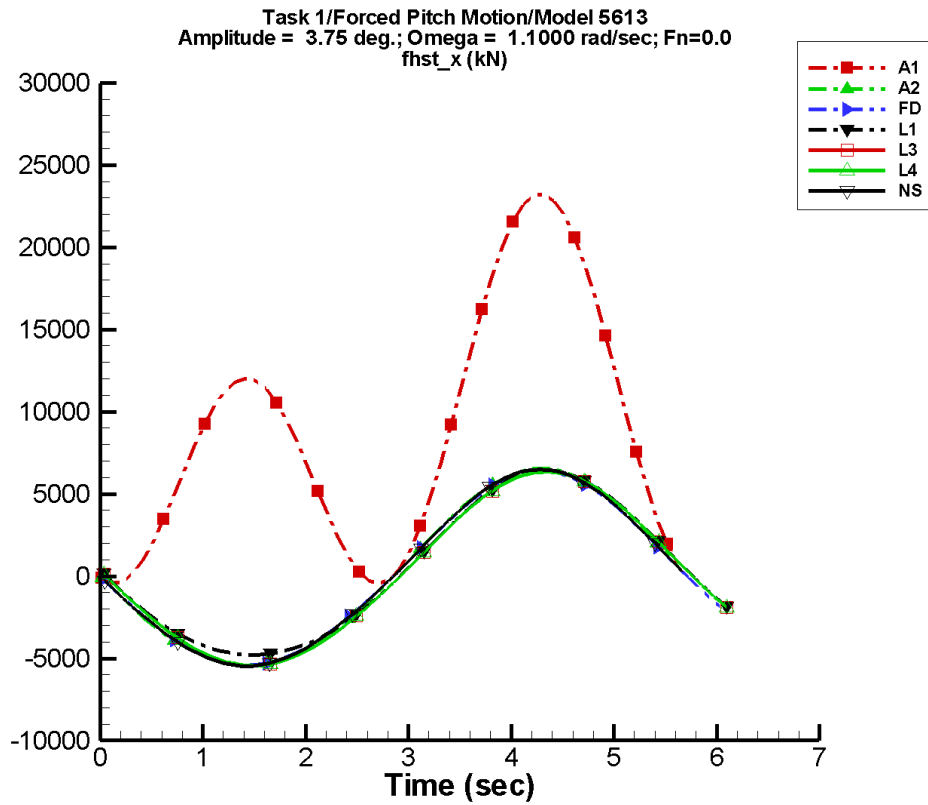
Table E-265. Coefficients of the Fourier fit $a_0 + a_1 \sin(\omega t + \Phi_1) + a_2 \sin(2\omega t + \Phi_2) + \dots$ of F_x^{hst} for one period at amplitude = 2.50 deg, frequency = 1.1000 rad/s, Fn = 0.0 in the case of prescribed pitch motion of Model 5613 scaled to L = 154 m.

Code	a_0 (kN)	a_1 (kN)	Φ_1 (deg)	a_2 (kN)	Φ_2 (deg)
A1	—	—	—	—	—
A2	147.	3.95E+03	180	138.	-97
FD	124.	3.81E+03	180	118.	-90
L1	—	—	—	—	—
L3	93.8	3.79E+03	176	116.	-98
L4	93.8	3.79E+03	176	116.	-98
NF	—	—	—	—	—
NS	—	—	—	—	—

Table E-266. Minimum and maximum of F_x^{hst} for one period at amplitude = 2.50 deg, frequency = 1.1000 rad/s, Fn = 0.0 in the case of prescribed pitch motion of Model 5613 scaled to L = 154 m.

Code	Unfiltered		Filtered	
	Minimum (kN)	Maximum (kN)	Minimum (kN)	Maximum (kN)
A1	—	—	—	—
A2	-3.65E+03	4.24E+03	-3.58E+03	4.10E+03
FD	-3.59E+03	4.07E+03	-3.48E+03	3.94E+03
L1	—	—	—	—
L3	-3.61E+03	4.03E+03	-3.57E+03	3.98E+03
L4	-3.61E+03	4.03E+03	-3.57E+03	3.98E+03
NF	—	—	—	—
NS	—	—	—	—

TASK 1/PITCH MOTION/MODEL 5613



Data identically zero, insufficient, or not available from AEGIR-1, LAMP-1, NFA and NSHIPMO.

Figure E-134. Time history of F_x^{hst} for one period at amplitude = 3.75 deg, frequency = 1.1000 rad/s, $F_n = 0.0$ in the case of prescribed pitch motion of Model 5613 scaled to $L = 154$ m.

TASK 1/PITCH MOTION/MODEL 5613

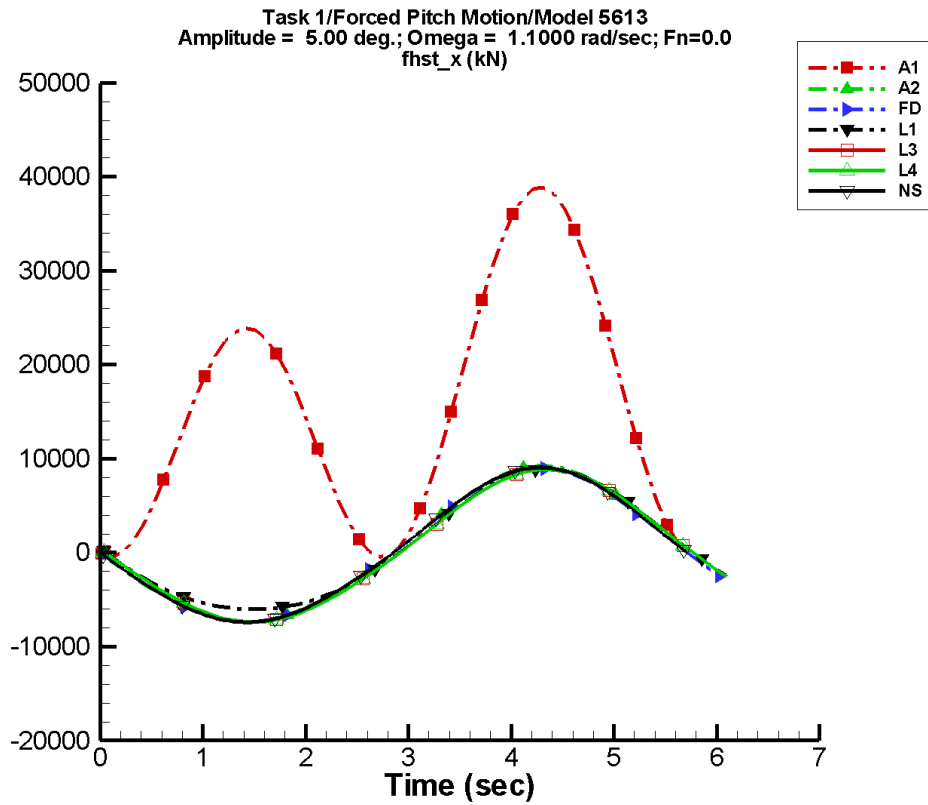
Table E-267. Coefficients of the Fourier fit $a_0 + a_1 \sin(\omega t + \Phi_1) + a_2 \sin(2\omega t + \Phi_2) + \dots$ of F_x^{hst} for one period at amplitude = 3.75 deg, frequency = 1.1000 rad/s, $F_n = 0.0$ in the case of prescribed pitch motion of Model 5613 scaled to $L = 154$ m.

Code	a_0 (kN)	a_1 (kN)	Φ_1 (deg)	a_2 (kN)	Φ_2 (deg)
A1	—	—	—	—	—
A2	295.	5.95E+03	180	274.	-95
FD	259.	5.85E+03	180	227.	-90
L1	—	—	—	—	—
L3	227.	5.82E+03	176	221.	-98
L4	227.	5.82E+03	176	221.	-98
NF	—	—	—	—	—
NS	—	—	—	—	—

Table E-268. Minimum and maximum of F_x^{hst} for one period at amplitude = 3.75 deg, frequency = 1.1000 rad/s, $F_n = 0.0$ in the case of prescribed pitch motion of Model 5613 scaled to $L = 154$ m.

Code	Unfiltered		Filtered	
	Minimum (kN)	Maximum (kN)	Minimum (kN)	Maximum (kN)
A1	—	—	—	—
A2	-5.43E+03	6.55E+03	-5.29E+03	6.31E+03
FD	-5.44E+03	6.40E+03	-5.26E+03	6.18E+03
L1	—	—	—	—
L3	-5.44E+03	6.34E+03	-5.38E+03	6.26E+03
L4	-5.44E+03	6.34E+03	-5.38E+03	6.26E+03
NF	—	—	—	—
NS	—	—	—	—

TASK 1/PITCH MOTION/MODEL 5613



Data identically zero, insufficient, or not available from AEGIR-1, LAMP-1, NFA and NSHIPMO.

Figure E-135. Time history of F_x^{hst} for one period at amplitude = 5.00 deg, frequency = 1.1000 rad/s, $F_n = 0.0$ in the case of prescribed pitch motion of Model 5613 scaled to $L = 154$ m.

TASK 1/PITCH MOTION/MODEL 5613

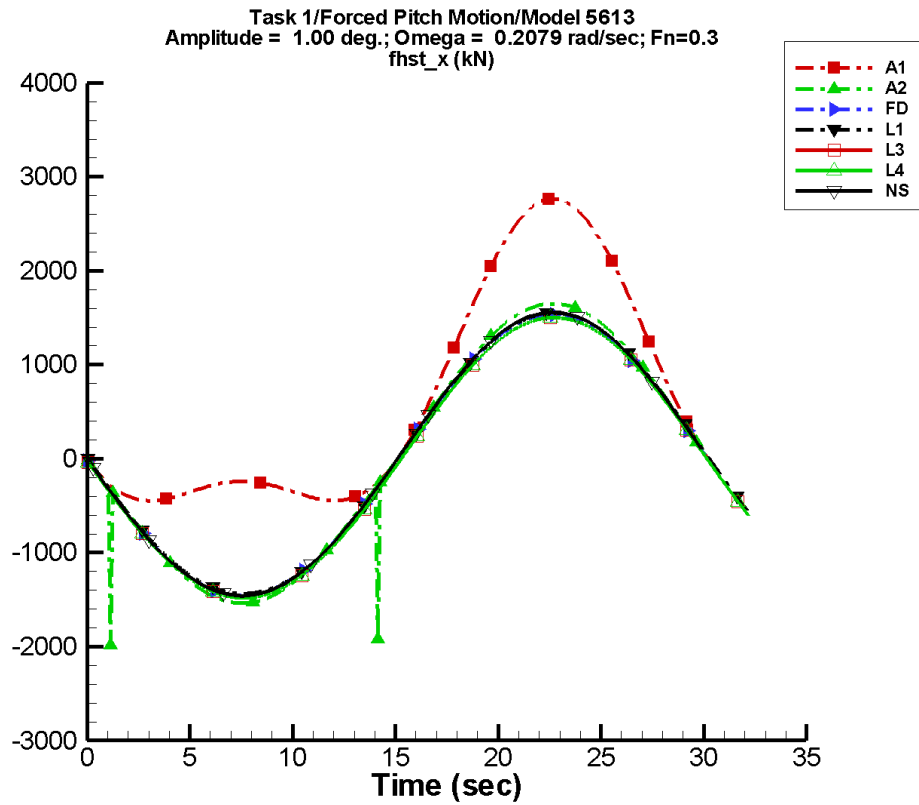
Table E-269. Coefficients of the Fourier fit $a_0 + a_1 \sin(\omega t + \Phi_1) + a_2 \sin(2\omega t + \Phi_2) + \dots$ of F_x^{hst} for one period at amplitude = 5.00 deg, frequency = 1.1000 rad/s, $F_n = 0.0$ in the case of prescribed pitch motion of Model 5613 scaled to $L = 154$ m.

Code	a_0 (kN)	a_1 (kN)	Φ_1 (deg)	a_2 (kN)	Φ_2 (deg)
A1	—	—	—	—	—
A2	504.	8.14E+03	180	463.	-94
FD	426.	8.00E+03	180	354.	-91
L1	—	—	—	—	—
L3	388.	7.96E+03	176	338.	-98
L4	388.	7.96E+03	176	338.	-98
NF	—	—	—	—	—
NS	—	—	—	—	—

Table E-270. Minimum and maximum of F_x^{hst} for one period at amplitude = 5.00 deg, frequency = 1.1000 rad/s, $F_n = 0.0$ in the case of prescribed pitch motion of Model 5613 scaled to $L = 154$ m.

Code	Unfiltered		Filtered	
	Minimum (kN)	Maximum (kN)	Minimum (kN)	Maximum (kN)
A1	—	—	—	—
A2	-7.35E+03	9.23E+03	-7.12E+03	8.90E+03
FD	-7.37E+03	8.94E+03	-7.12E+03	8.62E+03
L1	—	—	—	—
L3	-7.38E+03	8.85E+03	-7.29E+03	8.73E+03
L4	-7.38E+03	8.85E+03	-7.29E+03	8.73E+03
NF	—	—	—	—
NS	—	—	—	—

TASK 1/PITCH MOTION/MODEL 5613



Data identically zero, insufficient, or not available from AEGIR-1, LAMP-1, NFA and NSHIPMO.

Figure E-136. Time history of F_x^{hst} for one period at amplitude = 1.00 deg, frequency = 0.2079 rad/s, $F_n = 0.3$ in the case of prescribed pitch motion of Model 5613 scaled to $L = 154$ m.

TASK 1/PITCH MOTION/MODEL 5613

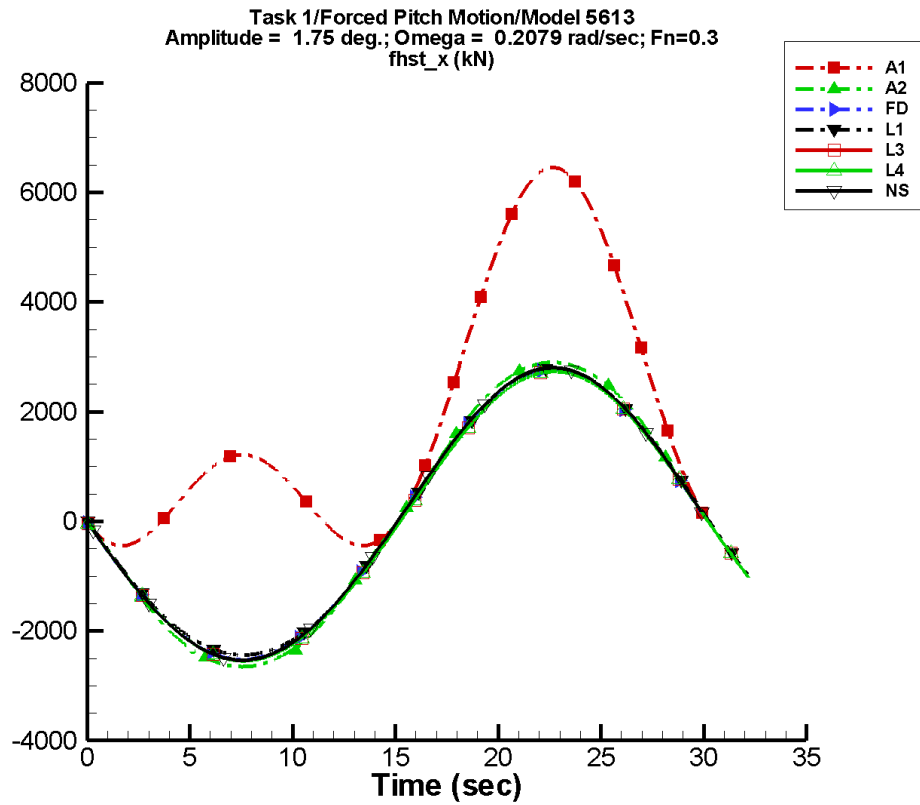
Table E-271. Coefficients of the Fourier fit $a_0 + a_1 \sin(\omega t + \Phi_1) + a_2 \sin(2\omega t + \Phi_2) + \dots$ of F_x^{hst} for one period at amplitude = 1.00 deg, frequency = 0.2079 rad/s, $F_n = 0.3$ in the case of prescribed pitch motion of Model 5613 scaled to $L = 154$ m.

Code	a_0 (kN)	a_1 (kN)	Φ_1 (deg)	a_2 (kN)	Φ_2 (deg)
A1	—	—	—	—	—
A2	28.4	1.57E+03	180	35.0	-83
FD	16.0	1.49E+03	180	23.7	-91
L1	—	—	—	—	—
L3	-13.5	1.49E+03	179	24.1	-91
L4	-13.5	1.49E+03	179	24.1	-91
NF	—	—	—	—	—
NS	—	—	—	—	—

Table E-272. Minimum and maximum of F_x^{hst} for one period at amplitude = 1.00 deg, frequency = 0.2079 rad/s, $F_n = 0.3$ in the case of prescribed pitch motion of Model 5613 scaled to $L = 154$ m.

Code	Unfiltered		Filtered	
	Minimum (kN)	Maximum (kN)	Minimum (kN)	Maximum (kN)
A1	—	—	—	—
A2	-1.98E+03	1.65E+03	-1.54E+03	1.65E+03
FD	-1.46E+03	1.54E+03	-1.45E+03	1.53E+03
L1	—	—	—	—
L3	-1.48E+03	1.50E+03	-1.48E+03	1.50E+03
L4	-1.48E+03	1.50E+03	-1.48E+03	1.50E+03
NF	—	—	—	—
NS	—	—	—	—

TASK 1/PITCH MOTION/MODEL 5613



Data identically zero, insufficient, or not available from AEGIR-1, LAMP-1, NFA and NSHIPMO.

Figure E-137. Time history of F_x^{hst} for one period at amplitude = 1.75 deg, frequency = 0.2079 rad/s, $F_n = 0.3$ in the case of prescribed pitch motion of Model 5613 scaled to $L = 154$ m.

TASK 1/PITCH MOTION/MODEL 5613

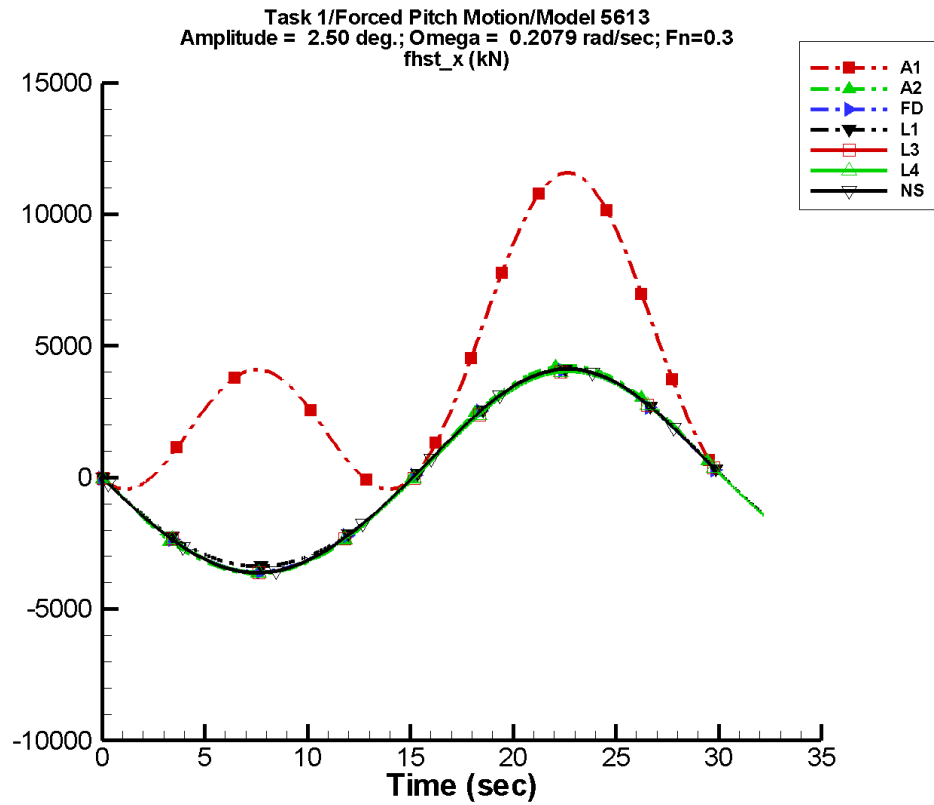
Table E-273. Coefficients of the Fourier fit $a_0 + a_1 \sin(\omega t + \Phi_1) + a_2 \sin(2\omega t + \Phi_2) + \dots$ of F_x^{hst} for one period at amplitude = 1.75 deg, frequency = 0.2079 rad/s, Fn = 0.3 in the case of prescribed pitch motion of Model 5613 scaled to L = 154 m.

Code	a_0 (kN)	a_1 (kN)	Φ_1 (deg)	a_2 (kN)	Φ_2 (deg)
A1	—	—	—	—	—
A2	73.3	2.78E+03	180	50.2	-90
FD	61.1	2.64E+03	180	65.0	-91
L1	—	—	—	—	—
L3	31.9	2.63E+03	179	64.1	-91
L4	31.9	2.63E+03	179	64.1	-91
NF	—	—	—	—	—
NS	—	—	—	—	—

Table E-274. Minimum and maximum of F_x^{hst} for one period at amplitude = 1.75 deg, frequency = 0.2079 rad/s, Fn = 0.3 in the case of prescribed pitch motion of Model 5613 scaled to L = 154 m.

Code	Unfiltered		Filtered	
	Minimum (kN)	Maximum (kN)	Minimum (kN)	Maximum (kN)
A1	—	—	—	—
A2	-2.65E+03	2.90E+03	-2.65E+03	2.90E+03
FD	-2.52E+03	2.77E+03	-2.52E+03	2.77E+03
L1	—	—	—	—
L3	-2.54E+03	2.73E+03	-2.54E+03	2.73E+03
L4	-2.54E+03	2.73E+03	-2.54E+03	2.73E+03
NF	—	—	—	—
NS	—	—	—	—

TASK 1/PITCH MOTION/MODEL 5613



Data identically zero, insufficient, or not available from AEGIR-1, LAMP-1, NFA and NSHIPMO.

Figure E-138. Time history of F_x^{hst} for one period at amplitude = 2.50 deg, frequency = 0.2079 rad/s, $F_n = 0.3$ in the case of prescribed pitch motion of Model 5613 scaled to $L = 154$ m.

TASK 1/PITCH MOTION/MODEL 5613

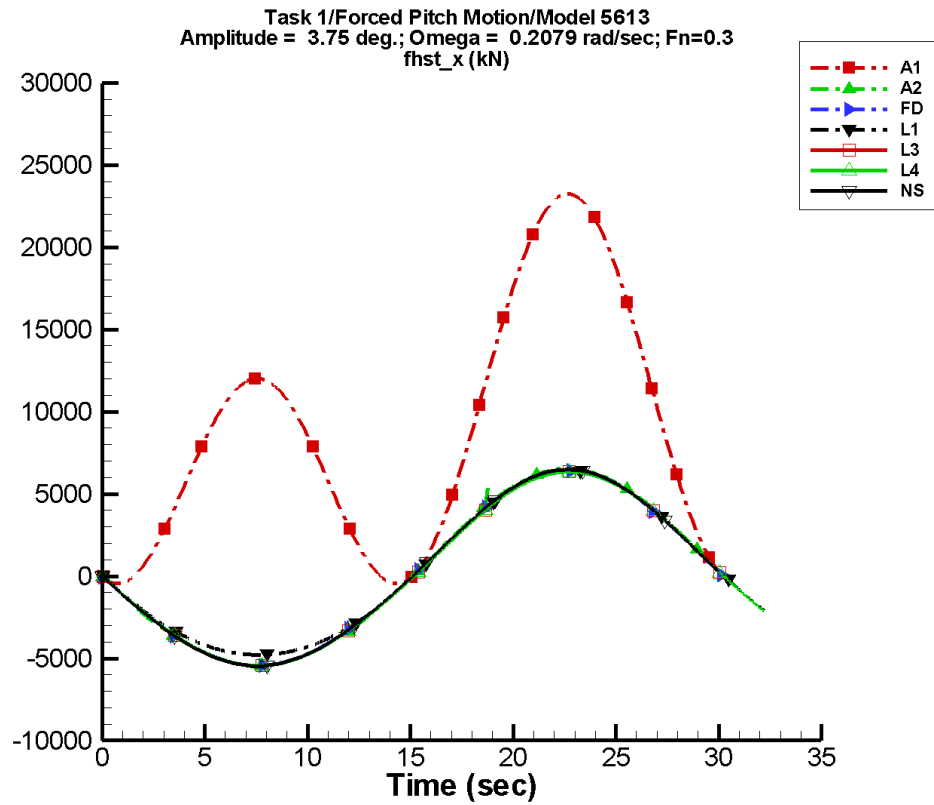
Table E-275. Coefficients of the Fourier fit $a_0 + a_1 \sin(\omega t + \Phi_1) + a_2 \sin(2\omega t + \Phi_2) + \dots$ of F_x^{hst} for one period at amplitude = 2.50 deg, frequency = 0.2079 rad/s, Fn = 0.3 in the case of prescribed pitch motion of Model 5613 scaled to L = 154 m.

Code	a_0 (kN)	a_1 (kN)	Φ_1 (deg)	a_2 (kN)	Φ_2 (deg)
A1	—	—	—	—	—
A2	148.	3.95E+03	180	139.	-92
FD	124.	3.81E+03	180	121.	-91
L1	—	—	—	—	—
L3	94.3	3.80E+03	179	116.	-91
L4	94.3	3.80E+03	179	116.	-91
NF	—	—	—	—	—
NS	—	—	—	—	—

Table E-276. Minimum and maximum of F_x^{hst} for one period at amplitude = 2.50 deg, frequency = 0.2079 rad/s, Fn = 0.3 in the case of prescribed pitch motion of Model 5613 scaled to L = 154 m.

Code	Unfiltered		Filtered	
	Minimum (kN)	Maximum (kN)	Minimum (kN)	Maximum (kN)
A1	—	—	—	—
A2	-3.65E+03	4.24E+03	-3.65E+03	4.24E+03
FD	-3.59E+03	4.08E+03	-3.59E+03	4.07E+03
L1	—	—	—	—
L3	-3.61E+03	4.03E+03	-3.61E+03	4.03E+03
L4	-3.61E+03	4.03E+03	-3.61E+03	4.03E+03
NF	—	—	—	—
NS	—	—	—	—

TASK 1/PITCH MOTION/MODEL 5613



Data identically zero, insufficient, or not available from AEGIR-1, LAMP-1, NFA and NSHIPMO.

Figure E-139. Time history of F_x^{hst} for one period at amplitude = 3.75 deg, frequency = 0.2079 rad/s, $F_n = 0.3$ in the case of prescribed pitch motion of Model 5613 scaled to $L = 154$ m.

TASK 1/PITCH MOTION/MODEL 5613

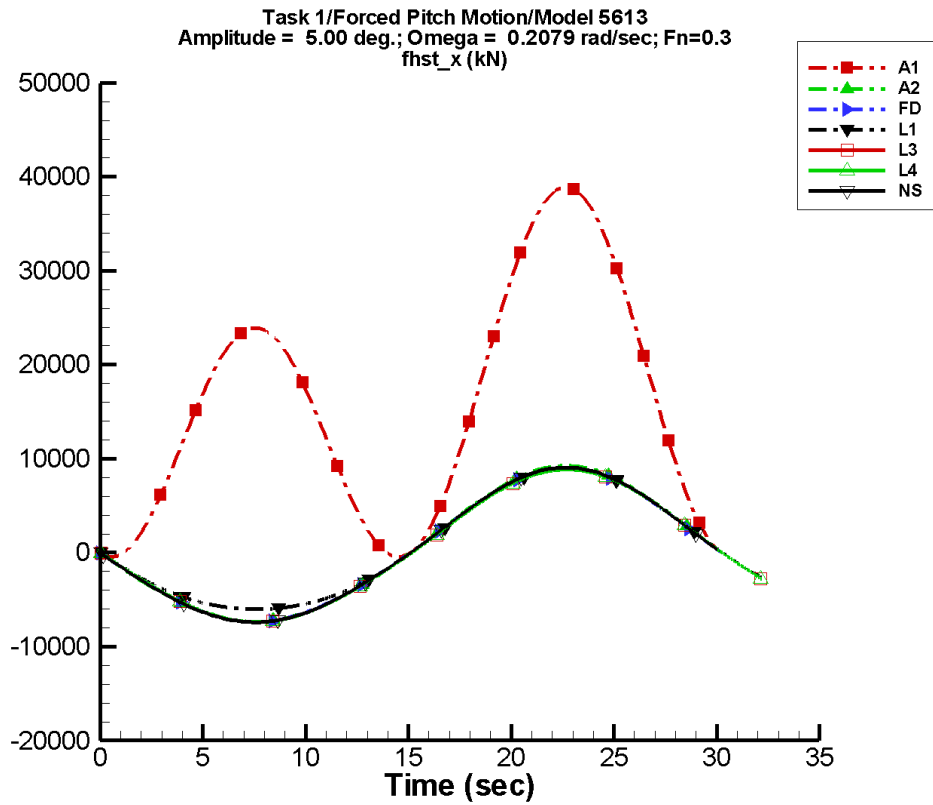
Table E-277. Coefficients of the Fourier fit $a_0 + a_1 \sin(\omega t + \Phi_1) + a_2 \sin(2\omega t + \Phi_2) + \dots$ of F_x^{hst} for one period at amplitude = 3.75 deg, frequency = 0.2079 rad/s, Fn = 0.3 in the case of prescribed pitch motion of Model 5613 scaled to L = 154 m.

Code	a_0 (kN)	a_1 (kN)	Φ_1 (deg)	a_2 (kN)	Φ_2 (deg)
A1	—	—	—	—	—
A2	300.	5.96E+03	180	271.	-89
FD	259.	5.85E+03	180	235.	-92
L1	—	—	—	—	—
L3	228.	5.82E+03	179	221.	-91
L4	228.	5.82E+03	179	221.	-91
NF	—	—	—	—	—
NS	—	—	—	—	—

Table E-278. Minimum and maximum of F_x^{hst} for one period at amplitude = 3.75 deg, frequency = 0.2079 rad/s, Fn = 0.3 in the case of prescribed pitch motion of Model 5613 scaled to L = 154 m.

Code	Unfiltered		Filtered	
	Minimum (kN)	Maximum (kN)	Minimum (kN)	Maximum (kN)
A1	—	—	—	—
A2	-5.43E+03	6.56E+03	-5.43E+03	6.55E+03
FD	-5.44E+03	6.41E+03	-5.43E+03	6.40E+03
L1	—	—	—	—
L3	-5.45E+03	6.34E+03	-5.44E+03	6.34E+03
L4	-5.45E+03	6.34E+03	-5.44E+03	6.34E+03
NF	—	—	—	—
NS	—	—	—	—

TASK 1/PITCH MOTION/MODEL 5613



Data identically zero, insufficient, or not available from AEGIR-1, LAMP-1, NFA and NSHIPMO.

Figure E-140. Time history of F_x^{hst} for one period at amplitude = 5.00 deg, frequency = 0.2079 rad/s, $F_n = 0.3$ in the case of prescribed pitch motion of Model 5613 scaled to $L = 154$ m.

TASK 1/PITCH MOTION/MODEL 5613

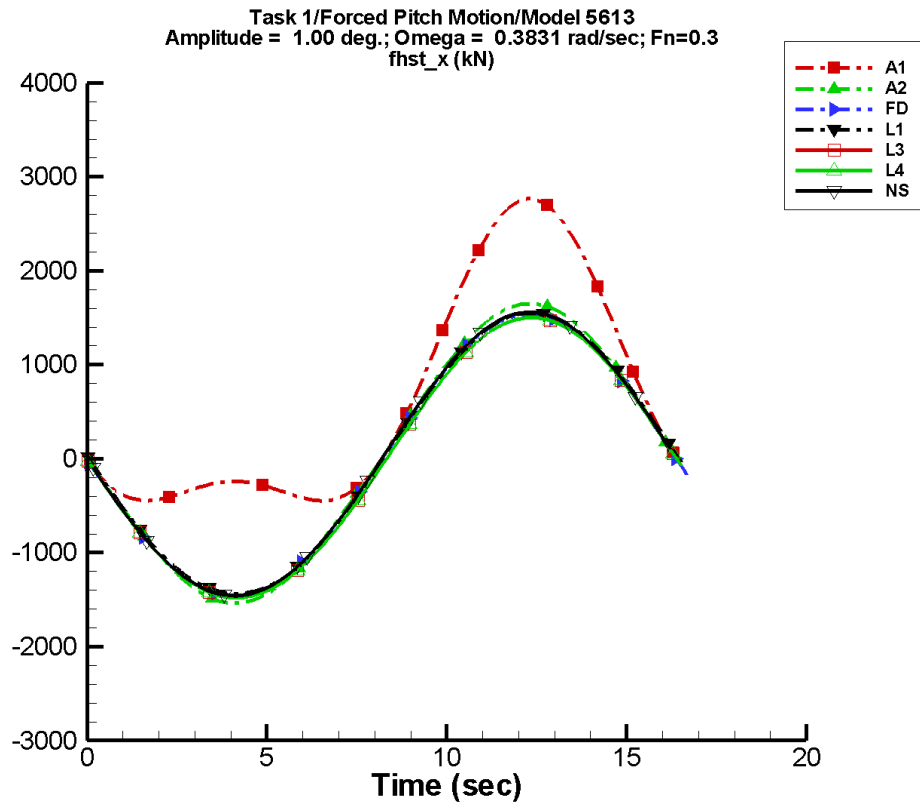
Table E-279. Coefficients of the Fourier fit $a_0 + a_1 \sin(\omega t + \Phi_1) + a_2 \sin(2\omega t + \Phi_2) + \dots$ of F_x^{hst} for one period at amplitude = 5.00 deg, frequency = 0.2079 rad/s, Fn = 0.3 in the case of prescribed pitch motion of Model 5613 scaled to L = 154 m.

Code	a_0 (kN)	a_1 (kN)	Φ_1 (deg)	a_2 (kN)	Φ_2 (deg)
A1	—	—	—	—	—
A2	505.	8.15E+03	180	455.	-89
FD	426.	8.01E+03	180	370.	-92
L1	—	—	—	—	—
L3	389.	7.96E+03	179	338.	-91
L4	389.	7.96E+03	179	338.	-91
NF	—	—	—	—	—
NS	—	—	—	—	—

Table E-280. Minimum and maximum of F_x^{hst} for one period at amplitude = 5.00 deg, frequency = 0.2079 rad/s, Fn = 0.3 in the case of prescribed pitch motion of Model 5613 scaled to L = 154 m.

Code	Unfiltered		Filtered	
	Minimum (kN)	Maximum (kN)	Minimum (kN)	Maximum (kN)
A1	—	—	—	—
A2	-7.35E+03	9.24E+03	-7.35E+03	9.23E+03
FD	-7.37E+03	8.95E+03	-7.36E+03	8.94E+03
L1	—	—	—	—
L3	-7.38E+03	8.85E+03	-7.38E+03	8.85E+03
L4	-7.38E+03	8.85E+03	-7.38E+03	8.85E+03
NF	—	—	—	—
NS	—	—	—	—

TASK 1/PITCH MOTION/MODEL 5613



Data identically zero, insufficient, or not available from AEGIR-1, LAMP-1, NFA and NSHIPMO.

Figure E-141. Time history of F_x^{hst} for one period at amplitude = 1.00 deg, frequency = 0.3831 rad/s, $F_n = 0.3$ in the case of prescribed pitch motion of Model 5613 scaled to $L = 154$ m.

TASK 1/PITCH MOTION/MODEL 5613

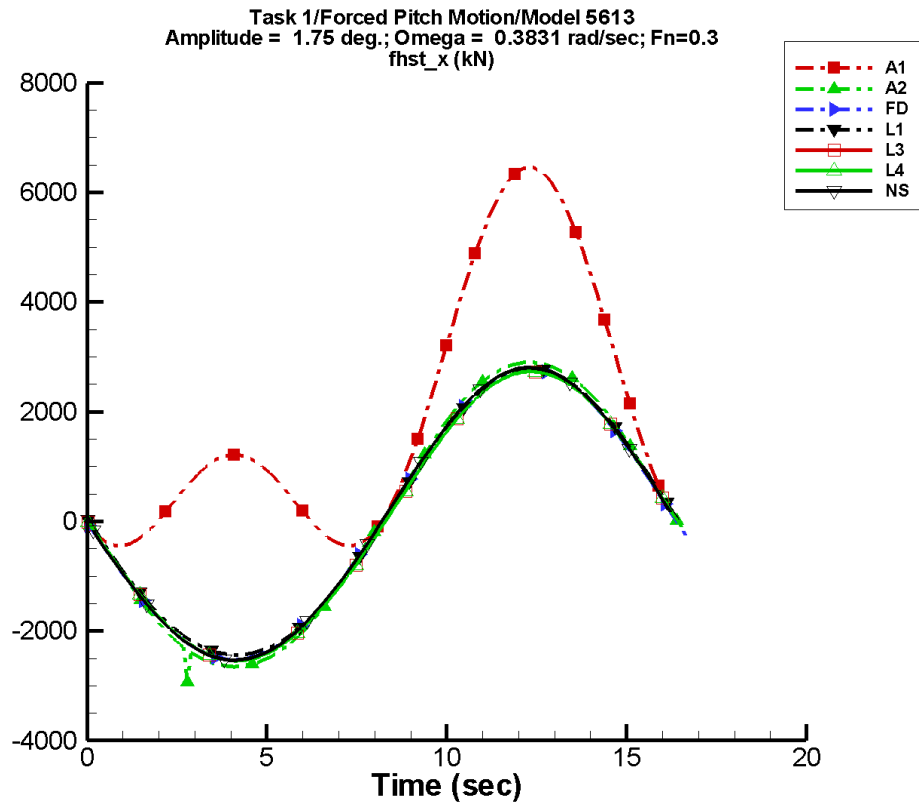
Table E–281. Coefficients of the Fourier fit $a_0 + a_1 \sin(\omega t + \Phi_1) + a_2 \sin(2\omega t + \Phi_2) + \dots$ of F_x^{hst} for one period at amplitude = 1.00 deg, frequency = 0.3831 rad/s, $F_n = 0.3$ in the case of prescribed pitch motion of Model 5613 scaled to $L = 154$ m.

Code	a_0 (kN)	a_1 (kN)	Φ_1 (deg)	a_2 (kN)	Φ_2 (deg)
A1	—	—	—	—	—
A2	37.2	1.57E+03	180	18.4	-82
FD	16.0	1.49E+03	180	23.9	-90
L1	—	—	—	—	—
L3	-13.5	1.49E+03	179	24.5	-93
L4	-13.5	1.49E+03	179	24.5	-93
NF	—	—	—	—	—
NS	—	—	—	—	—

Table E–282. Minimum and maximum of F_x^{hst} for one period at amplitude = 1.00 deg, frequency = 0.3831 rad/s, $F_n = 0.3$ in the case of prescribed pitch motion of Model 5613 scaled to $L = 154$ m.

Code	Unfiltered		Filtered	
	Minimum (kN)	Maximum (kN)	Minimum (kN)	Maximum (kN)
A1	—	—	—	—
A2	-1.54E+03	1.65E+03	-1.54E+03	1.64E+03
FD	-1.46E+03	1.54E+03	-1.45E+03	1.53E+03
L1	—	—	—	—
L3	-1.48E+03	1.50E+03	-1.48E+03	1.50E+03
L4	-1.48E+03	1.50E+03	-1.48E+03	1.50E+03
NF	—	—	—	—
NS	—	—	—	—

TASK 1/PITCH MOTION/MODEL 5613



Data identically zero, insufficient, or not available from AEGIR-1, LAMP-1, NFA and NSHIPMO.

Figure E-142. Time history of F_x^{hst} for one period at amplitude = 1.75 deg, frequency = 0.3831 rad/s, $F_n = 0.3$ in the case of prescribed pitch motion of Model 5613 scaled to $L = 154$ m.

TASK 1/PITCH MOTION/MODEL 5613

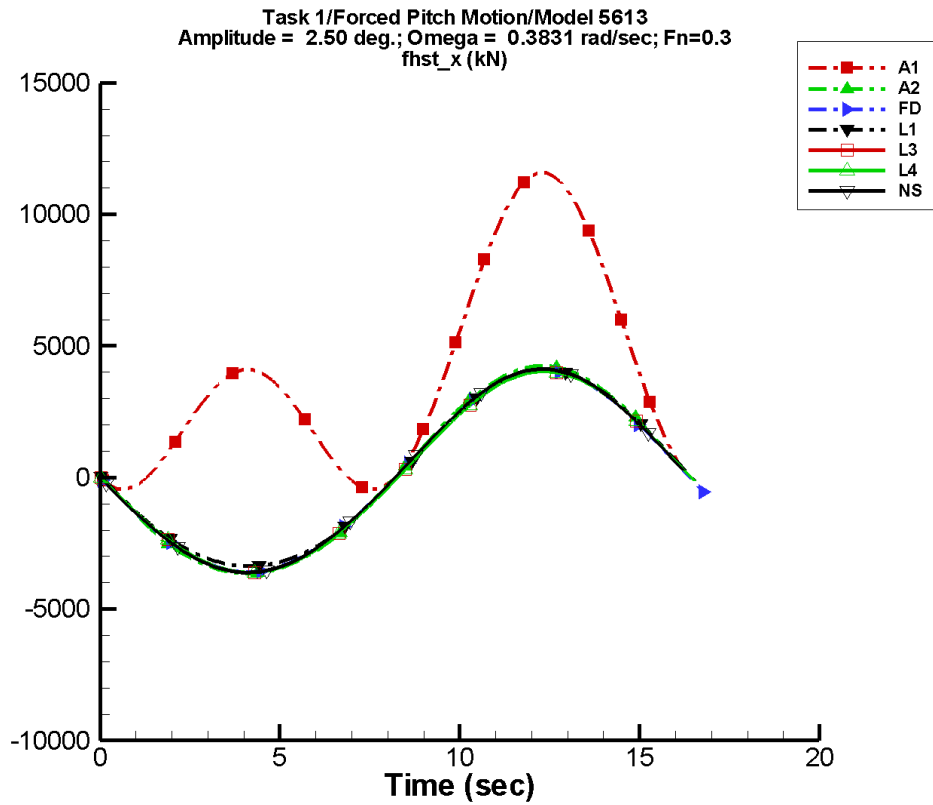
Table E-283. Coefficients of the Fourier fit $a_0 + a_1 \sin(\omega t + \Phi_1) + a_2 \sin(2\omega t + \Phi_2) + \dots$ of F_x^{hst} for one period at amplitude = 1.75 deg, frequency = 0.3831 rad/s, Fn = 0.3 in the case of prescribed pitch motion of Model 5613 scaled to L = 154 m.

Code	a_0 (kN)	a_1 (kN)	Φ_1 (deg)	a_2 (kN)	Φ_2 (deg)
A1	—	—	—	—	—
A2	70.0	2.79E+03	180	45.5	-99
FD	61.2	2.64E+03	180	65.6	-91
L1	—	—	—	—	—
L3	32.0	2.63E+03	179	66.0	-94
L4	32.0	2.63E+03	179	66.0	-94
NF	—	—	—	—	—
NS	—	—	—	—	—

Table E-284. Minimum and maximum of F_x^{hst} for one period at amplitude = 1.75 deg, frequency = 0.3831 rad/s, Fn = 0.3 in the case of prescribed pitch motion of Model 5613 scaled to L = 154 m.

Code	Unfiltered		Filtered	
	Minimum (kN)	Maximum (kN)	Minimum (kN)	Maximum (kN)
A1	—	—	—	—
A2	-2.94E+03	2.90E+03	-2.66E+03	2.89E+03
FD	-2.52E+03	2.77E+03	-2.51E+03	2.76E+03
L1	—	—	—	—
L3	-2.54E+03	2.73E+03	-2.54E+03	2.73E+03
L4	-2.54E+03	2.73E+03	-2.54E+03	2.73E+03
NF	—	—	—	—
NS	—	—	—	—

TASK 1/PITCH MOTION/MODEL 5613



Data identically zero, insufficient, or not available from AEGIR-1, LAMP-1, NFA and NSHIPMO.

Figure E-143. Time history of F_x^{hst} for one period at amplitude = 2.50 deg, frequency = 0.3831 rad/s, $F_n = 0.3$ in the case of prescribed pitch motion of Model 5613 scaled to $L = 154$ m.

TASK 1/PITCH MOTION/MODEL 5613

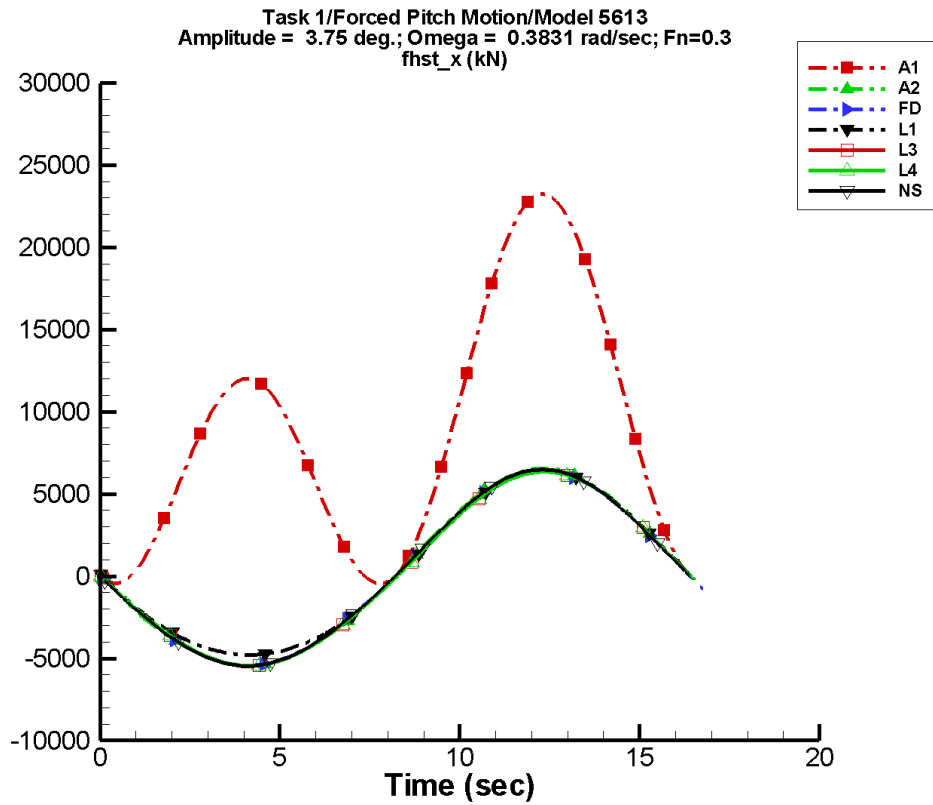
Table E–285. Coefficients of the Fourier fit $a_0 + a_1 \sin(\omega t + \Phi_1) + a_2 \sin(2\omega t + \Phi_2) + \dots$ of F_x^{hst} for one period at amplitude = 2.50 deg, frequency = 0.3831 rad/s, Fn = 0.3 in the case of prescribed pitch motion of Model 5613 scaled to L = 154 m.

Code	a_0 (kN)	a_1 (kN)	Φ_1 (deg)	a_2 (kN)	Φ_2 (deg)
A1	—	—	—	—	—
A2	148.	3.95E+03	180	139.	-93
FD	124.	3.81E+03	180	122.	-91
L1	—	—	—	—	—
L3	94.5	3.80E+03	179	121.	-94
L4	94.5	3.80E+03	179	121.	-94
NF	—	—	—	—	—
NS	—	—	—	—	—

Table E–286. Minimum and maximum of F_x^{hst} for one period at amplitude = 2.50 deg, frequency = 0.3831 rad/s, Fn = 0.3 in the case of prescribed pitch motion of Model 5613 scaled to L = 154 m.

Code	Unfiltered		Filtered	
	Minimum (kN)	Maximum (kN)	Minimum (kN)	Maximum (kN)
A1	—	—	—	—
A2	-3.65E+03	4.24E+03	-3.66E+03	4.23E+03
FD	-3.59E+03	4.08E+03	-3.58E+03	4.06E+03
L1	—	—	—	—
L3	-3.61E+03	4.03E+03	-3.61E+03	4.03E+03
L4	-3.61E+03	4.03E+03	-3.61E+03	4.03E+03
NF	—	—	—	—
NS	—	—	—	—

TASK 1/PITCH MOTION/MODEL 5613



Data identically zero, insufficient, or not available from AEGIR-1, LAMP-1, NFA and NSHIPMO.

Figure E-144. Time history of F_x^{hst} for one period at amplitude = 3.75 deg, frequency = 0.3831 rad/s, $F_n = 0.3$ in the case of prescribed pitch motion of Model 5613 scaled to $L = 154$ m.

TASK 1/PITCH MOTION/MODEL 5613

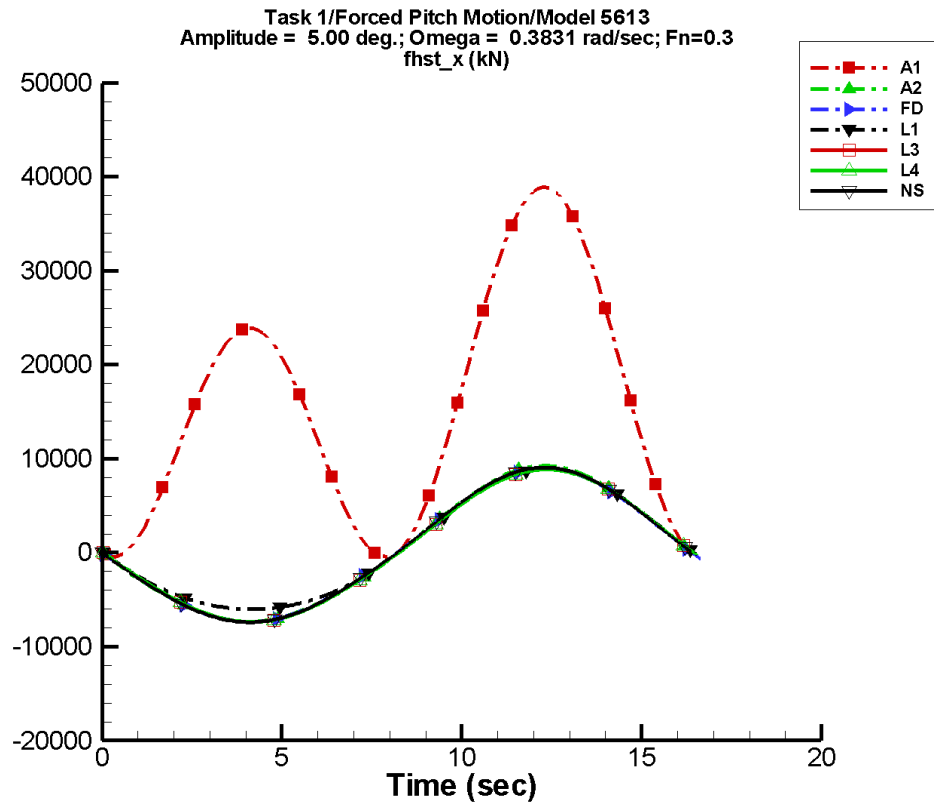
Table E–287. Coefficients of the Fourier fit $a_0 + a_1 \sin(\omega t + \Phi_1) + a_2 \sin(2\omega t + \Phi_2) + \dots$ of F_x^{hst} for one period at amplitude = 3.75 deg, frequency = 0.3831 rad/s, Fn = 0.3 in the case of prescribed pitch motion of Model 5613 scaled to L = 154 m.

Code	a_0 (kN)	a_1 (kN)	Φ_1 (deg)	a_2 (kN)	Φ_2 (deg)
A1	—	—	—	—	—
A2	297.	5.95E+03	180	272.	-91
FD	260.	5.85E+03	180	239.	-91
L1	—	—	—	—	—
L3	228.	5.83E+03	179	234.	-95
L4	228.	5.83E+03	179	234.	-95
NF	—	—	—	—	—
NS	—	—	—	—	—

Table E–288. Minimum and maximum of of F_x^{hst} for one period at amplitude = 3.75 deg, frequency = 0.3831 rad/s, Fn = 0.3 in the case of prescribed pitch motion of Model 5613 scaled to L = 154 m.

Code	Unfiltered		Filtered	
	Minimum (kN)	Maximum (kN)	Minimum (kN)	Maximum (kN)
A1	—	—	—	—
A2	-5.43E+03	6.56E+03	-5.45E+03	6.53E+03
FD	-5.44E+03	6.41E+03	-5.41E+03	6.38E+03
L1	—	—	—	—
L3	-5.45E+03	6.34E+03	-5.44E+03	6.33E+03
L4	-5.45E+03	6.34E+03	-5.44E+03	6.33E+03
NF	—	—	—	—
NS	—	—	—	—

TASK 1/PITCH MOTION/MODEL 5613



Data identically zero, insufficient, or not available from AEGIR-1, LAMP-1 and NFA.

Figure E-145. Time history of F_x^{hst} for one period at amplitude = 5.00 deg, frequency = 0.3831 rad/s, $F_n = 0.3$ in the case of prescribed pitch motion of Model 5613 scaled to $L = 154$ m.

TASK 1/PITCH MOTION/MODEL 5613

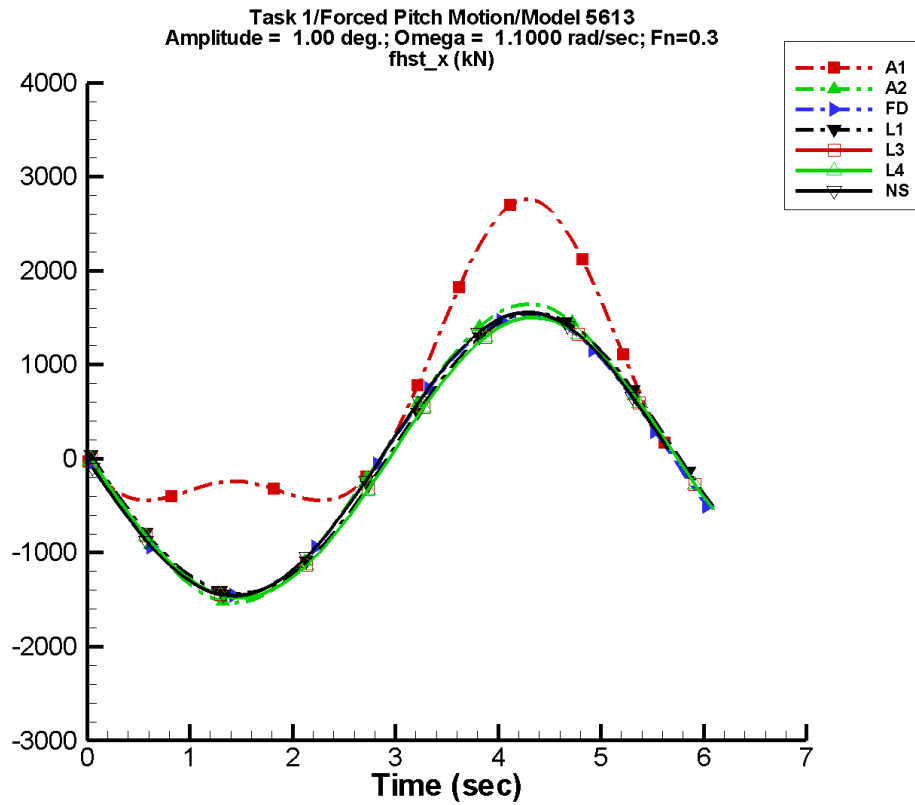
Table E-289. Coefficients of the Fourier fit $a_0 + a_1 \sin(\omega t + \Phi_1) + a_2 \sin(2\omega t + \Phi_2) + \dots$ of F_x^{hst} for one period at amplitude = 5.00 deg, frequency = 0.3831 rad/s, Fn = 0.3 in the case of prescribed pitch motion of Model 5613 scaled to L = 154 m.

Code	a_0 (kN)	a_1 (kN)	Φ_1 (deg)	a_2 (kN)	Φ_2 (deg)
A1	—	—	—	—	—
A2	504.	8.15E+03	180	455.	-90
FD	427.	8.01E+03	180	379.	-92
L1	—	—	—	—	—
L3	391.	7.98E+03	179	366.	-95
L4	391.	7.98E+03	179	366.	-95
NF	—	—	—	—	—
NS	439.	8.08E+03	180	406.	-90

Table E-290. Minimum and maximum of F_x^{hst} for one period at amplitude = 5.00 deg, frequency = 0.3831 rad/s, Fn = 0.3 in the case of prescribed pitch motion of Model 5613 scaled to L = 154 m.

Code	Unfiltered		Filtered	
	Minimum (kN)	Maximum (kN)	Minimum (kN)	Maximum (kN)
A1	—	—	—	—
A2	-7.35E+03	9.24E+03	-7.37E+03	9.20E+03
FD	-7.37E+03	8.95E+03	-7.34E+03	8.91E+03
L1	—	—	—	—
L3	-7.38E+03	8.85E+03	-7.37E+03	8.84E+03
L4	-7.38E+03	8.85E+03	-7.37E+03	8.84E+03
NF	—	—	—	—
NS	-7.41E+03	9.06E+03	-7.38E+03	9.02E+03

TASK 1/PITCH MOTION/MODEL 5613



Data identically zero, insufficient, or not available from AEGIR-1, LAMP-1 and NFA.

Figure E-146. Time history of F_x^{hst} for one period at amplitude = 1.00 deg, frequency = 1.1000 rad/s, $F_n = 0.3$ in the case of prescribed pitch motion of Model 5613 scaled to $L = 154$ m.

TASK 1/PITCH MOTION/MODEL 5613

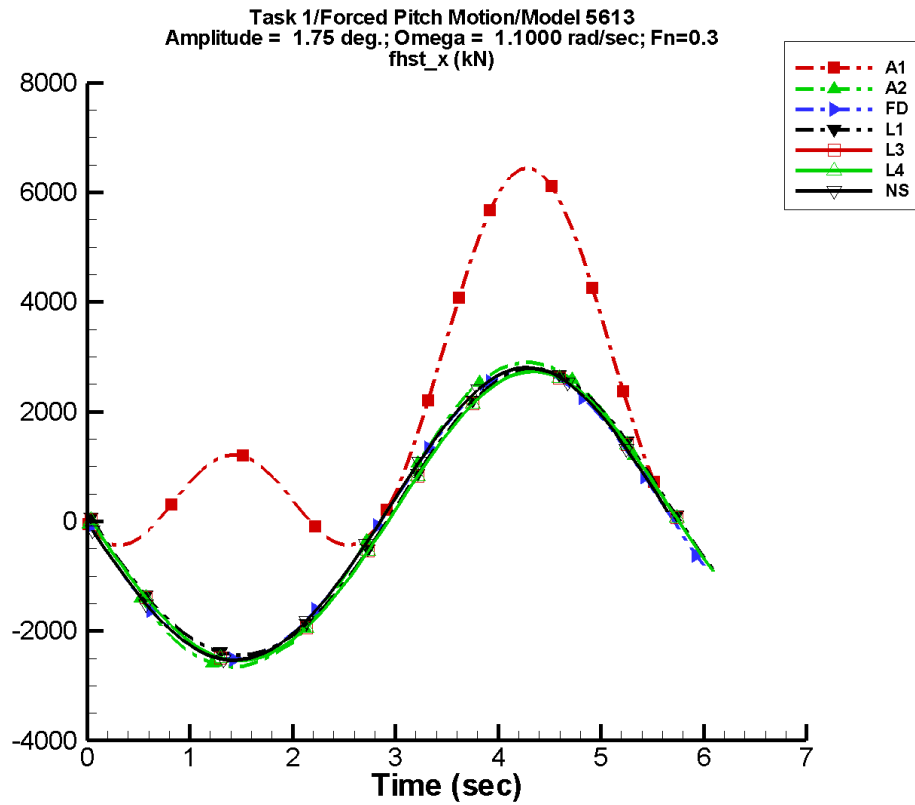
Table E-291. Coefficients of the Fourier fit $a_0 + a_1 \sin(\omega t + \Phi_1) + a_2 \sin(2\omega t + \Phi_2) + \dots$ of F_x^{hst} for one period at amplitude = 1.00 deg, frequency = 1.1000 rad/s, $F_n = 0.3$ in the case of prescribed pitch motion of Model 5613 scaled to $L = 154$ m.

Code	a_0 (kN)	a_1 (kN)	Φ_1 (deg)	a_2 (kN)	Φ_2 (deg)
A1	—	—	—	—	—
A2	37.2	1.57E+03	180	20.5	-86
FD	16.0	1.49E+03	180	23.5	-90
L1	—	—	—	—	—
L3	-13.6	1.49E+03	176	24.1	-98
L4	-13.6	1.49E+03	176	24.1	-98
NF	—	—	—	—	—
NS	25.2	1.51E+03	-180	24.5	-90

Table E-292. Minimum and maximum of F_x^{hst} for one period at amplitude = 1.00 deg, frequency = 1.1000 rad/s, $F_n = 0.3$ in the case of prescribed pitch motion of Model 5613 scaled to $L = 154$ m.

Code	Unfiltered		Filtered	
	Minimum (kN)	Maximum (kN)	Minimum (kN)	Maximum (kN)
A1	—	—	—	—
A2	-1.54E+03	1.65E+03	-1.49E+03	1.59E+03
FD	-1.46E+03	1.53E+03	-1.41E+03	1.48E+03
L1	—	—	—	—
L3	-1.48E+03	1.50E+03	-1.46E+03	1.48E+03
L4	-1.48E+03	1.50E+03	-1.46E+03	1.48E+03
NF	—	—	—	—
NS	-1.46E+03	1.56E+03	-1.44E+03	1.54E+03

TASK 1/PITCH MOTION/MODEL 5613



Data identically zero, insufficient, or not available from AEGIR-1, LAMP-1 and NFA.

Figure E-147. Time history of F_x^{hst} for one period at amplitude = 1.75 deg, frequency = 1.1000 rad/s, $F_n = 0.3$ in the case of prescribed pitch motion of Model 5613 scaled to $L = 154$ m.

TASK 1/PITCH MOTION/MODEL 5613

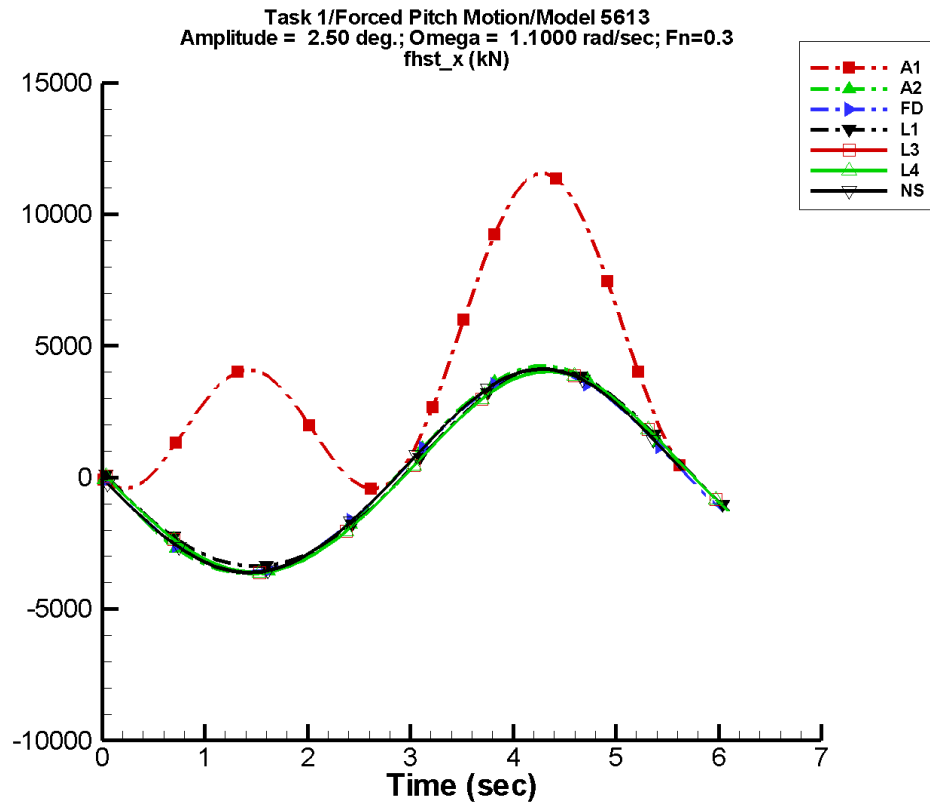
Table E-293. Coefficients of the Fourier fit $a_0 + a_1 \sin(\omega t + \Phi_1) + a_2 \sin(2\omega t + \Phi_2) + \dots$ of F_x^{hst} for one period at amplitude = 1.75 deg, frequency = 1.1000 rad/s, Fn = 0.3 in the case of prescribed pitch motion of Model 5613 scaled to L = 154 m.

Code	a_0 (kN)	a_1 (kN)	Φ_1 (deg)	a_2 (kN)	Φ_2 (deg)
A1	—	—	—	—	—
A2	71.9	2.78E+03	180	51.6	-91
FD	61.1	2.64E+03	180	63.9	-90
L1	—	—	—	—	—
L3	31.6	2.63E+03	176	64.2	-98
L4	31.6	2.63E+03	176	64.2	-98
NF	—	—	—	—	—
NS	70.2	2.66E+03	-180	67.3	-90

Table E-294. Minimum and maximum of F_x^{hst} for one period at amplitude = 1.75 deg, frequency = 1.1000 rad/s, Fn = 0.3 in the case of prescribed pitch motion of Model 5613 scaled to L = 154 m.

Code	Unfiltered		Filtered	
	Minimum (kN)	Maximum (kN)	Minimum (kN)	Maximum (kN)
A1	—	—	—	—
A2	-2.65E+03	2.90E+03	-2.60E+03	2.81E+03
FD	-2.52E+03	2.77E+03	-2.44E+03	2.68E+03
L1	—	—	—	—
L3	-2.54E+03	2.73E+03	-2.51E+03	2.70E+03
L4	-2.54E+03	2.73E+03	-2.51E+03	2.70E+03
NF	—	—	—	—
NS	-2.53E+03	2.80E+03	-2.51E+03	2.77E+03

TASK 1/PITCH MOTION/MODEL 5613



Data identically zero, insufficient, or not available from AEGIR-1, LAMP-1 and NFA.

Figure E-148. Time history of F_x^{hst} for one period at amplitude = 2.50 deg, frequency = 1.1000 rad/s, $F_n = 0.3$ in the case of prescribed pitch motion of Model 5613 scaled to $L = 154$ m.

TASK 1/PITCH MOTION/MODEL 5613

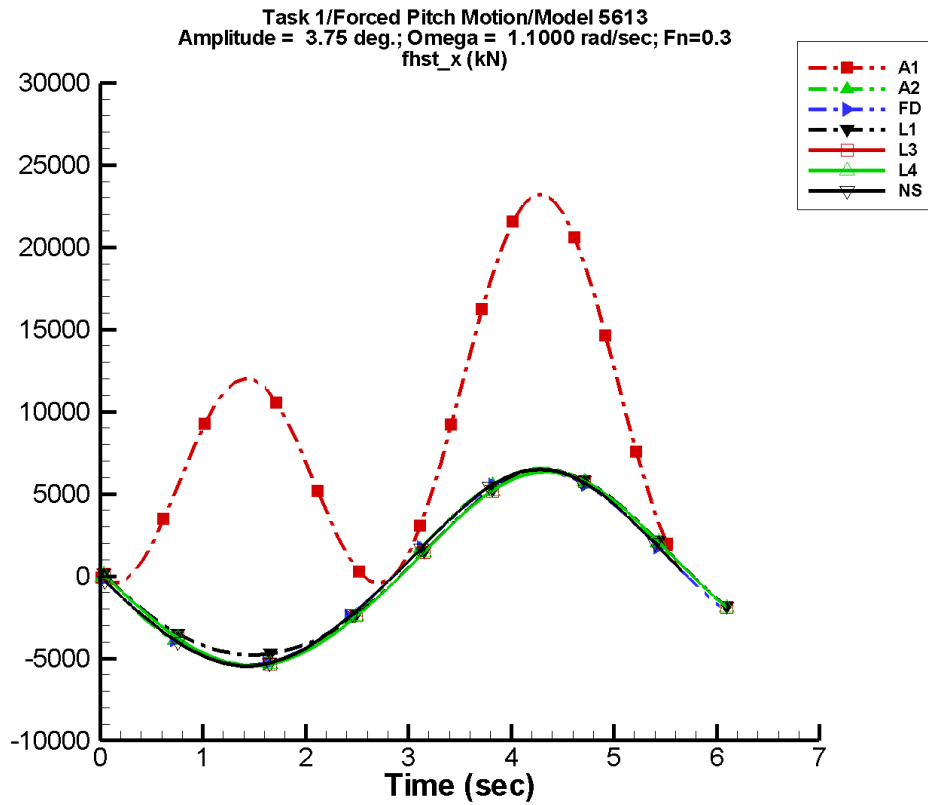
Table E-295. Coefficients of the Fourier fit $a_0 + a_1 \sin(\omega t + \Phi_1) + a_2 \sin(2\omega t + \Phi_2) + \dots$ of F_x^{hst} for one period at amplitude = 2.50 deg, frequency = 1.1000 rad/s, Fn = 0.3 in the case of prescribed pitch motion of Model 5613 scaled to L = 154 m.

Code	a_0 (kN)	a_1 (kN)	Φ_1 (deg)	a_2 (kN)	Φ_2 (deg)
A1	—	—	—	—	—
A2	147.	3.95E+03	180	138.	-97
FD	124.	3.81E+03	180	118.	-90
L1	—	—	—	—	—
L3	93.8	3.79E+03	176	116.	-98
L4	93.8	3.79E+03	176	116.	-98
NF	—	—	—	—	—
NS	133.	3.84E+03	180	125.	-90

Table E-296. Minimum and maximum of F_x^{hst} for one period at amplitude = 2.50 deg, frequency = 1.1000 rad/s, Fn = 0.3 in the case of prescribed pitch motion of Model 5613 scaled to L = 154 m.

Code	Unfiltered		Filtered	
	Minimum (kN)	Maximum (kN)	Minimum (kN)	Maximum (kN)
A1	—	—	—	—
A2	-3.65E+03	4.24E+03	-3.58E+03	4.10E+03
FD	-3.59E+03	4.07E+03	-3.48E+03	3.94E+03
L1	—	—	—	—
L3	-3.61E+03	4.03E+03	-3.57E+03	3.98E+03
L4	-3.61E+03	4.03E+03	-3.57E+03	3.98E+03
NF	—	—	—	—
NS	-3.61E+03	4.12E+03	-3.58E+03	4.07E+03

TASK 1/PITCH MOTION/MODEL 5613



Data identically zero, insufficient, or not available from AEGIR-1, LAMP-1 and NFA.

Figure E-149. Time history of F_x^{hst} for one period at amplitude = 3.75 deg, frequency = 1.1000 rad/s, $F_n = 0.3$ in the case of prescribed pitch motion of Model 5613 scaled to $L = 154$ m.

TASK 1/PITCH MOTION/MODEL 5613

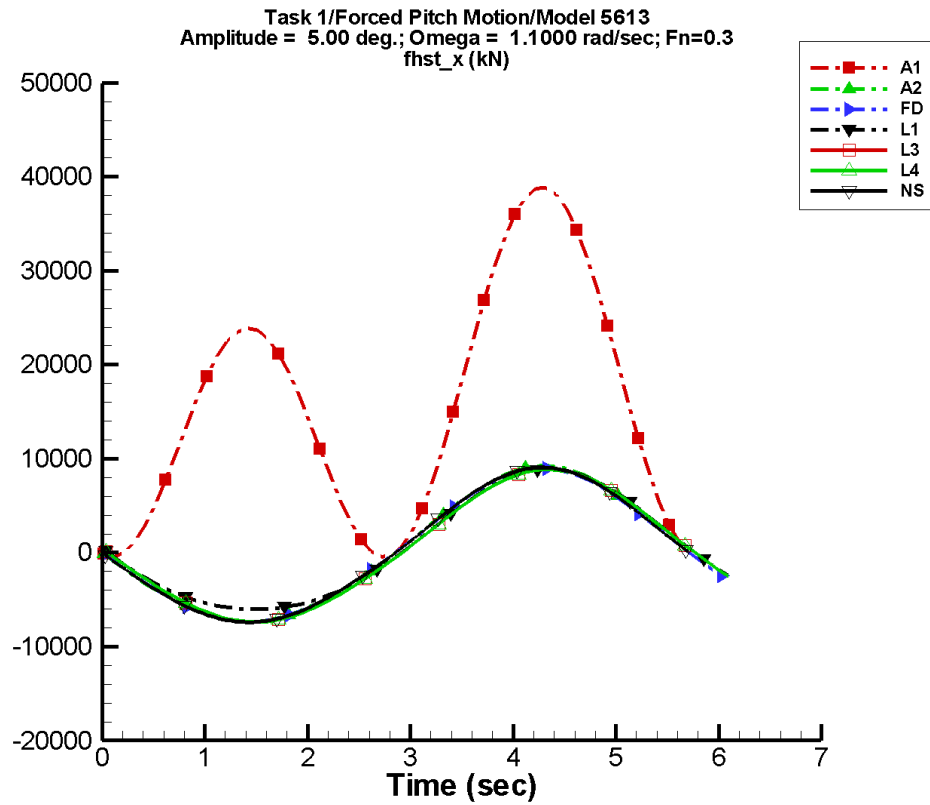
Table E–297. Coefficients of the Fourier fit $a_0 + a_1 \sin(\omega t + \Phi_1) + a_2 \sin(2\omega t + \Phi_2) + \dots$ of F_x^{hst} for one period at amplitude = 3.75 deg, frequency = 1.1000 rad/s, $F_n = 0.3$ in the case of prescribed pitch motion of Model 5613 scaled to $L = 154$ m.

Code	a_0 (kN)	a_1 (kN)	Φ_1 (deg)	a_2 (kN)	Φ_2 (deg)
A1	—	—	—	—	—
A2	295.	5.95E+03	180	274.	-95
FD	259.	5.85E+03	180	227.	-90
L1	—	—	—	—	—
L3	227.	5.82E+03	176	221.	-98
L4	227.	5.82E+03	176	221.	-98
NF	—	—	—	—	—
NS	269.	5.90E+03	-180	250.	-90

Table E–298. Minimum and maximum of F_x^{hst} for one period at amplitude = 3.75 deg, frequency = 1.1000 rad/s, $F_n = 0.3$ in the case of prescribed pitch motion of Model 5613 scaled to $L = 154$ m.

Code	Unfiltered		Filtered	
	Minimum (kN)	Maximum (kN)	Minimum (kN)	Maximum (kN)
A1	—	—	—	—
A2	-5.43E+03	6.55E+03	-5.29E+03	6.31E+03
FD	-5.44E+03	6.40E+03	-5.26E+03	6.18E+03
L1	—	—	—	—
L3	-5.44E+03	6.34E+03	-5.38E+03	6.26E+03
L4	-5.44E+03	6.34E+03	-5.38E+03	6.26E+03
NF	—	—	—	—
NS	-5.47E+03	6.48E+03	-5.43E+03	6.44E+03

TASK 1/PITCH MOTION/MODEL 5613



Data identically zero, insufficient, or not available from AEGIR-1, LAMP-1 and NFA.

Figure E-150. Time history of F_x^{hst} for one period at amplitude = 5.00 deg, frequency = 1.1000 rad/s, $F_n = 0.3$ in the case of prescribed pitch motion of Model 5613 scaled to $L = 154$ m.

TASK 1/PITCH MOTION/MODEL 5613

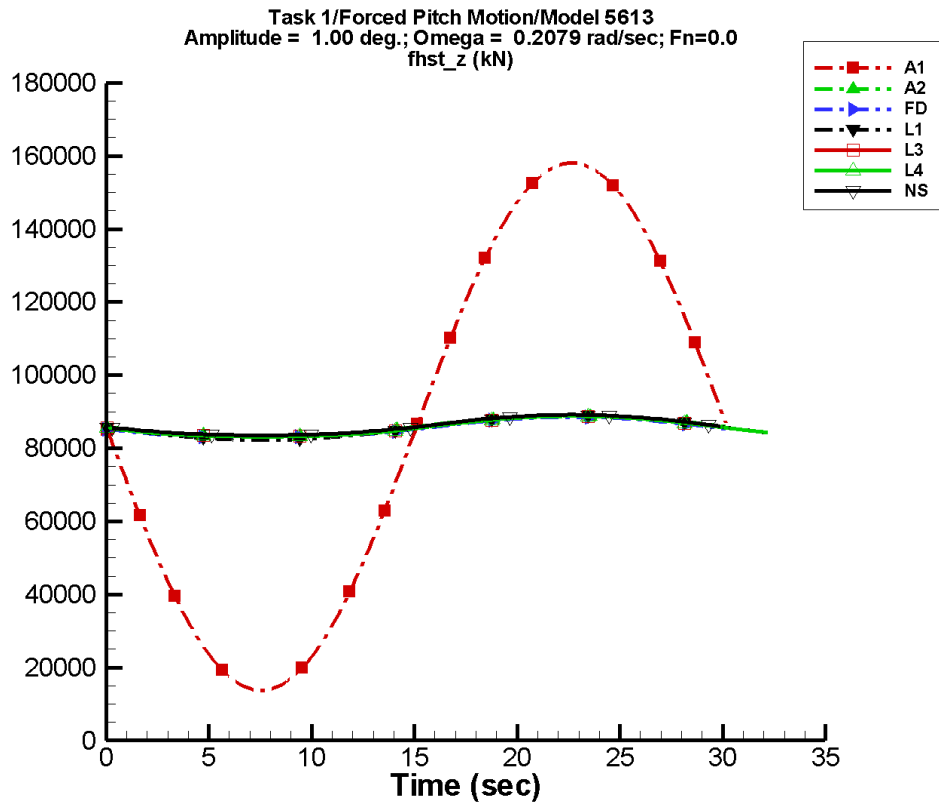
Table E-299. Coefficients of the Fourier fit $a_0 + a_1 \sin(\omega t + \Phi_1) + a_2 \sin(2\omega t + \Phi_2) + \dots$ of F_x^{hst} for one period at amplitude = 5.00 deg, frequency = 1.1000 rad/s, Fn = 0.3 in the case of prescribed pitch motion of Model 5613 scaled to L = 154 m.

Code	a_0 (kN)	a_1 (kN)	Φ_1 (deg)	a_2 (kN)	Φ_2 (deg)
A1	—	—	—	—	—
A2	504.	8.14E+03	180	463.	-94
FD	426.	8.00E+03	180	354.	-91
L1	—	—	—	—	—
L3	388.	7.96E+03	176	338.	-98
L4	388.	7.96E+03	176	338.	-98
NF	—	—	—	—	—
NS	439.	8.08E+03	180	406.	-90

Table E-300. Minimum and maximum of F_x^{hst} for one period at amplitude = 5.00 deg, frequency = 1.1000 rad/s, Fn = 0.3 in the case of prescribed pitch motion of Model 5613 scaled to L = 154 m.

Code	Unfiltered		Filtered	
	Minimum (kN)	Maximum (kN)	Minimum (kN)	Maximum (kN)
A1	—	—	—	—
A2	-7.35E+03	9.23E+03	-7.12E+03	8.90E+03
FD	-7.37E+03	8.94E+03	-7.12E+03	8.62E+03
L1	—	—	—	—
L3	-7.38E+03	8.85E+03	-7.29E+03	8.73E+03
L4	-7.38E+03	8.85E+03	-7.29E+03	8.73E+03
NF	—	—	—	—
NS	-7.41E+03	9.06E+03	-7.38E+03	9.02E+03

TASK 1/PITCH MOTION/MODEL 5613



Data identically zero, insufficient, or not available from NFA.

Figure E-151. Time history of F_z^{hst} for one period at amplitude = 1.00 deg, frequency = 0.2079 rad/s, Fn = 0.0 in the case of prescribed pitch motion of Model 5613 scaled to L = 154 m.

TASK 1/PITCH MOTION/MODEL 5613

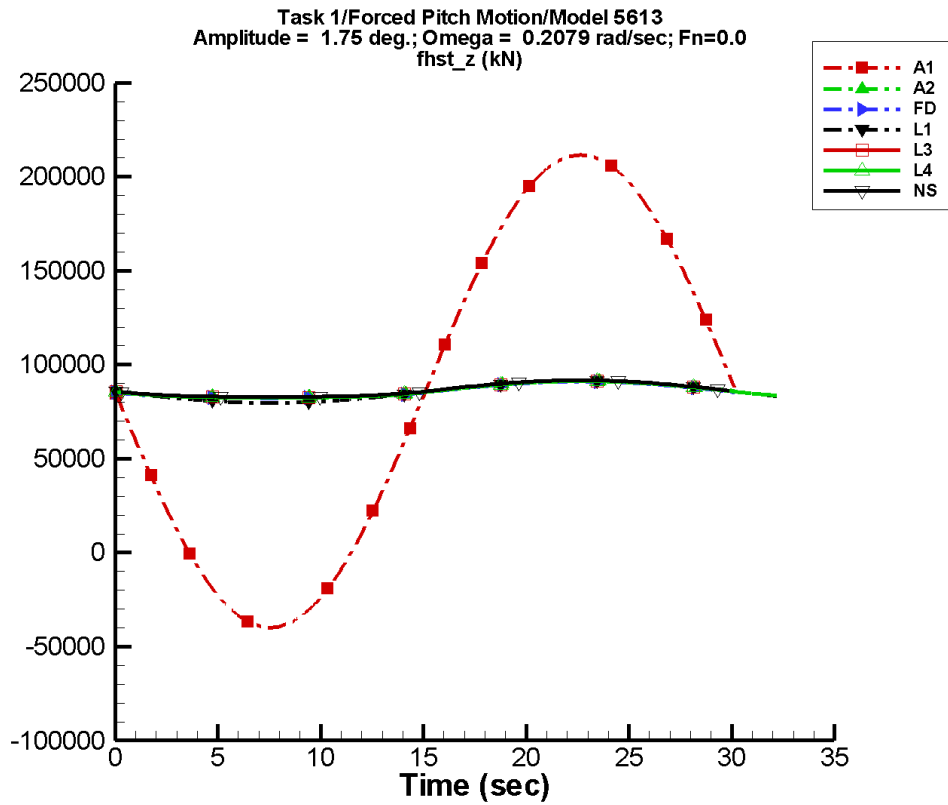
Table E-301. Coefficients of the Fourier fit $a_0 + a_1 \sin(\omega t + \Phi_1) + a_2 \sin(2\omega t + \Phi_2) + \dots$ of F_z^{hst} for one period at amplitude = 1.00 deg, frequency = 0.2079 rad/s, $F_n = 0.0$ in the case of prescribed pitch motion of Model 5613 scaled to $L = 154$ m.

Code	a_0 (kN)	a_1 (kN)	Φ_1 (deg)	a_2 (kN)	Φ_2 (deg)
A1	8.59E+04	7.22E+04	180	6.23	93
A2	8.59E+04	2.78E+03	-180	47.1	-111
FD	8.55E+04	2.89E+03	-180	270.	-88
L1	8.56E+04	3.31E+03	179	6.48	89
L3	8.57E+04	2.89E+03	179	273.	-92
L4	8.57E+04	2.89E+03	179	273.	-92
NF	—	—	—	—	—
NS	8.61E+04	2.88E+03	180	249.	-90

Table E-302. Minimum and maximum of F_z^{hst} for one period at amplitude = 1.00 deg, frequency = 0.2079 rad/s, $F_n = 0.0$ in the case of prescribed pitch motion of Model 5613 scaled to $L = 154$ m.

Code	Unfiltered		Filtered	
	Minimum (kN)	Maximum (kN)	Minimum (kN)	Maximum (kN)
A1	1.37E+04	1.58E+05	1.37E+04	1.58E+05
A2	8.33E+04	8.87E+04	8.33E+04	8.87E+04
FD	8.30E+04	8.86E+04	8.30E+04	8.86E+04
L1	8.22E+04	8.89E+04	8.22E+04	8.89E+04
L3	8.32E+04	8.88E+04	8.32E+04	8.88E+04
L4	8.32E+04	8.88E+04	8.32E+04	8.88E+04
NF	—	—	—	—
NS	8.36E+04	8.92E+04	8.36E+04	8.92E+04

TASK 1/PITCH MOTION/MODEL 5613



Data identically zero, insufficient, or not available from NFA.

Figure E-152. Time history of F_z^{hst} for one period at amplitude = 1.75 deg, frequency = 0.2079 rad/s, $F_n = 0.0$ in the case of prescribed pitch motion of Model 5613 scaled to $L = 154$ m.

TASK 1/PITCH MOTION/MODEL 5613

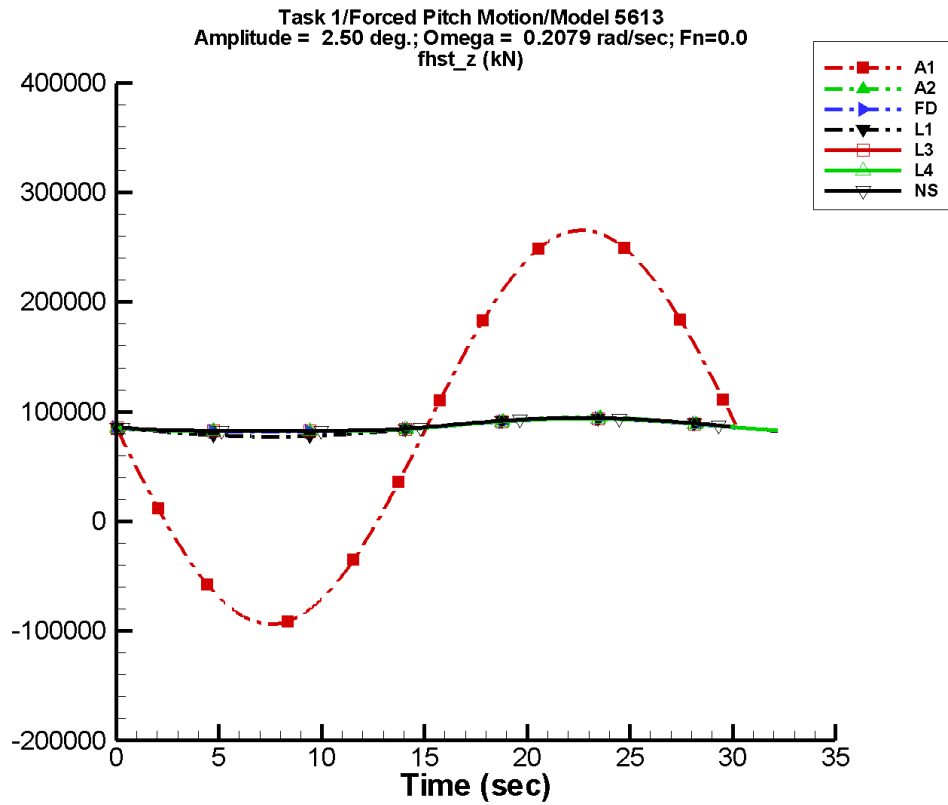
Table E-303. Coefficients of the Fourier fit $a_0 + a_1 \sin(\omega t + \Phi_1) + a_2 \sin(2\omega t + \Phi_2) + \dots$ of F_z^{hst} for one period at amplitude = 1.75 deg, frequency = 0.2079 rad/s, $F_n = 0.0$ in the case of prescribed pitch motion of Model 5613 scaled to $L = 154$ m.

Code	a_0 (kN)	a_1 (kN)	Φ_1 (deg)	a_2 (kN)	Φ_2 (deg)
A1	8.59E+04	1.26E+05	180	18.1	94
A2	8.64E+04	4.47E+03	179	774.	-94
FD	8.60E+04	4.58E+03	-180	752.	-88
L1	8.55E+04	5.80E+03	179	19.8	89
L3	8.62E+04	4.57E+03	179	757.	-92
L4	8.62E+04	4.57E+03	179	757.	-92
NF	—	—	—	—	—
NS	8.66E+04	4.60E+03	180	721.	-90

Table E-304. Minimum and maximum of F_z^{hst} for one period at amplitude = 1.75 deg, frequency = 0.2079 rad/s, $F_n = 0.0$ in the case of prescribed pitch motion of Model 5613 scaled to $L = 154$ m.

Code	Unfiltered		Filtered	
	Minimum (kN)	Maximum (kN)	Minimum (kN)	Maximum (kN)
A1	-3.99E+04	2.12E+05	-3.99E+04	2.11E+05
A2	8.28E+04	9.15E+04	8.28E+04	9.15E+04
FD	8.23E+04	9.11E+04	8.23E+04	9.11E+04
L1	7.97E+04	9.13E+04	7.97E+04	9.13E+04
L3	8.25E+04	9.13E+04	8.25E+04	9.13E+04
L4	8.25E+04	9.13E+04	8.25E+04	9.13E+04
NF	—	—	—	—
NS	8.29E+04	9.18E+04	8.29E+04	9.17E+04

TASK 1/PITCH MOTION/MODEL 5613



Data identically zero, insufficient, or not available from NFA.

Figure E-153. Time history of F_z^{hst} for one period at amplitude = 2.50 deg, frequency = 0.2079 rad/s, $F_n = 0.0$ in the case of prescribed pitch motion of Model 5613 scaled to $L = 154$ m.

TASK 1/PITCH MOTION/MODEL 5613

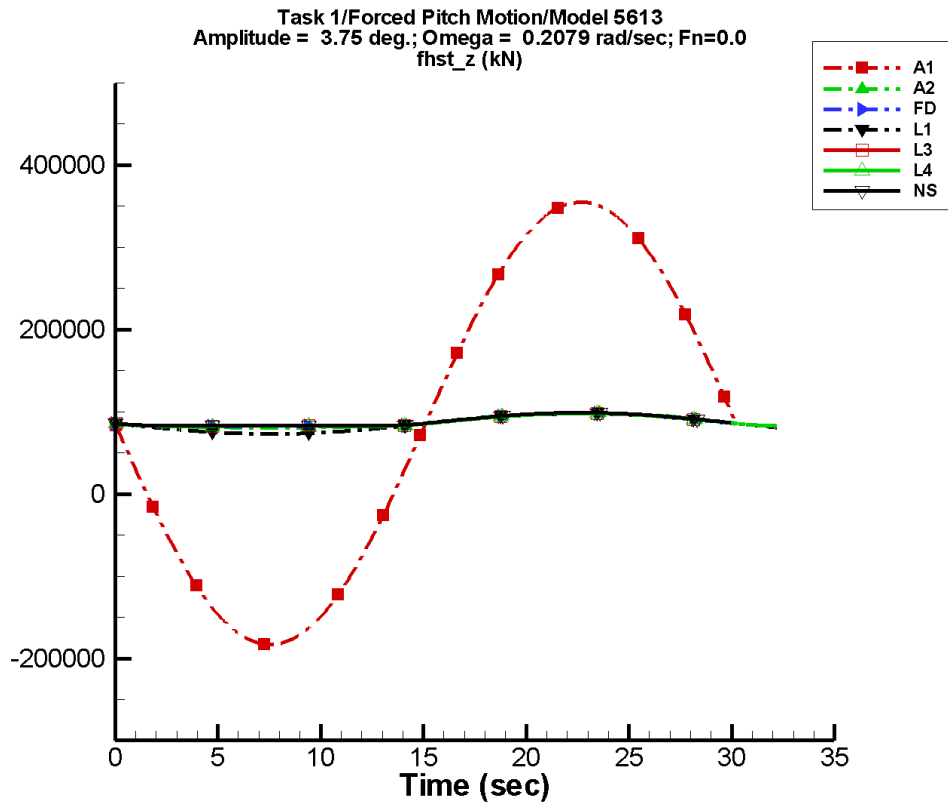
Table E–305. Coefficients of the Fourier fit $a_0 + a_1 \sin(\omega t + \Phi_1) + a_2 \sin(2\omega t + \Phi_2) + \dots$ of F_z^{hst} for one period at amplitude = 2.50 deg, frequency = 0.2079 rad/s, $F_n = 0.0$ in the case of prescribed pitch motion of Model 5613 scaled to $L = 154$ m.

Code	a_0 (kN)	a_1 (kN)	Φ_1 (deg)	a_2 (kN)	Φ_2 (deg)
A1	8.59E+04	1.80E+05	180	35.3	96
A2	8.71E+04	6.58E+03	179	1.28E+03	-92
FD	8.66E+04	6.03E+03	-180	1.38E+03	-88
L1	8.55E+04	8.28E+03	179	40.3	89
L3	8.68E+04	6.00E+03	179	1.37E+03	-92
L4	8.68E+04	6.00E+03	179	1.37E+03	-92
NF	—	—	—	—	—
NS	8.73E+04	6.07E+03	-180	1.34E+03	-90

Table E–306. Minimum and maximum of F_z^{hst} for one period at amplitude = 2.50 deg, frequency = 0.2079 rad/s, $F_n = 0.0$ in the case of prescribed pitch motion of Model 5613 scaled to $L = 154$ m.

Code	Unfiltered		Filtered	
	Minimum (kN)	Maximum (kN)	Minimum (kN)	Maximum (kN)
A1	-9.38E+04	2.65E+05	-9.38E+04	2.65E+05
A2	8.16E+04	9.48E+04	8.16E+04	9.48E+04
FD	8.22E+04	9.37E+04	8.22E+04	9.37E+04
L1	7.72E+04	9.38E+04	7.72E+04	9.38E+04
L3	8.24E+04	9.38E+04	8.24E+04	9.38E+04
L4	8.24E+04	9.38E+04	8.24E+04	9.38E+04
NF	—	—	—	—
NS	8.28E+04	9.44E+04	8.28E+04	9.43E+04

TASK 1/PITCH MOTION/MODEL 5613



Data identically zero, insufficient, or not available from NFA.

Figure E-154. Time history of F_z^{hst} for one period at amplitude = 3.75 deg, frequency = 0.2079 rad/s, $F_n = 0.0$ in the case of prescribed pitch motion of Model 5613 scaled to $L = 154$ m.

TASK 1/PITCH MOTION/MODEL 5613

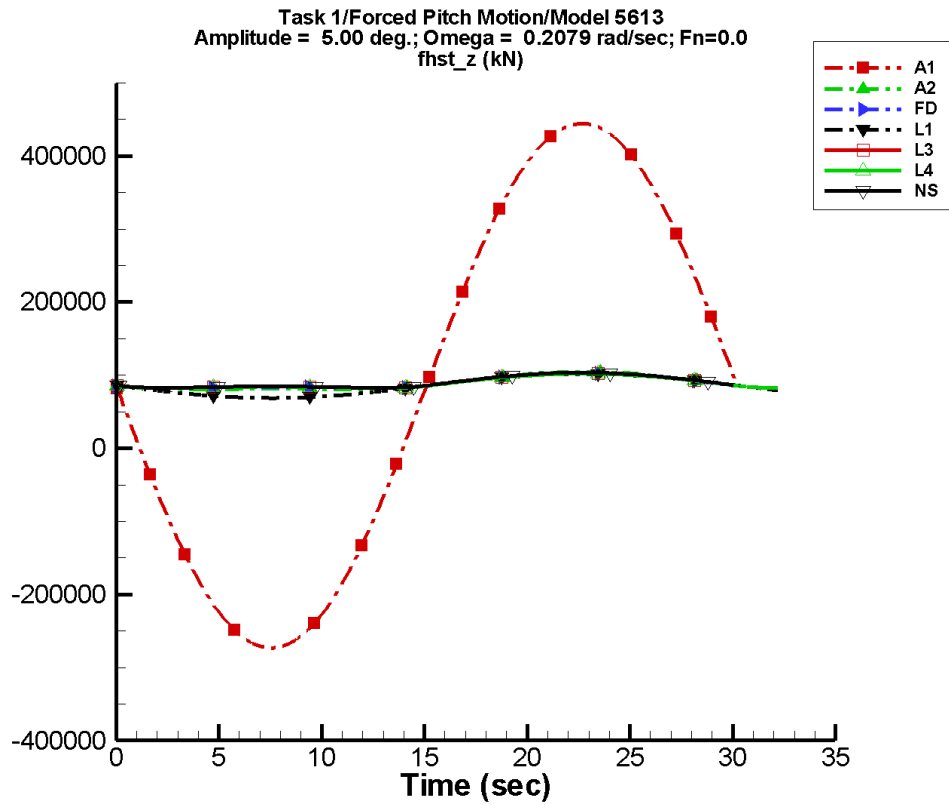
Table E-307. Coefficients of the Fourier fit $a_0 + a_1 \sin(\omega t + \Phi_1) + a_2 \sin(2\omega t + \Phi_2) + \dots$ of F_z^{hst} for one period at amplitude = 3.75 deg, frequency = 0.2079 rad/s, $F_n = 0.0$ in the case of prescribed pitch motion of Model 5613 scaled to $L = 154$ m.

Code	a_0 (kN)	a_1 (kN)	Φ_1 (deg)	a_2 (kN)	Φ_2 (deg)
A1	8.58E+04	2.69E+05	180	73.4	99
A2	8.80E+04	9.27E+03	179	1.97E+03	-92
FD	8.80E+04	8.07E+03	-179	2.63E+03	-88
L1	8.55E+04	1.24E+04	179	90.0	89
L3	8.81E+04	7.97E+03	180	2.59E+03	-92
L4	8.81E+04	7.97E+03	180	2.59E+03	-92
NF	—	—	—	—	—
NS	8.87E+04	8.20E+03	-180	2.59E+03	-90

Table E-308. Minimum and maximum of F_z^{hst} for one period at amplitude = 3.75 deg, frequency = 0.2079 rad/s, $F_n = 0.0$ in the case of prescribed pitch motion of Model 5613 scaled to $L = 154$ m.

Code	Unfiltered		Filtered	
	Minimum (kN)	Maximum (kN)	Minimum (kN)	Maximum (kN)
A1	-1.83E+05	3.55E+05	-1.83E+05	3.55E+05
A2	8.07E+04	9.91E+04	8.07E+04	9.91E+04
FD	8.22E+04	9.80E+04	8.22E+04	9.80E+04
L1	7.30E+04	9.78E+04	7.30E+04	9.78E+04
L3	8.24E+04	9.79E+04	8.24E+04	9.79E+04
L4	8.24E+04	9.79E+04	8.24E+04	9.79E+04
NF	—	—	—	—
NS	8.28E+04	9.89E+04	8.28E+04	9.88E+04

TASK 1/PITCH MOTION/MODEL 5613



Data identically zero, insufficient, or not available from NFA.

Figure E-155. Time history of F_z^{hst} for one period at amplitude = 5.00 deg, frequency = 0.2079 rad/s, $F_n = 0.0$ in the case of prescribed pitch motion of Model 5613 scaled to $L = 154$ m.

TASK 1/PITCH MOTION/MODEL 5613

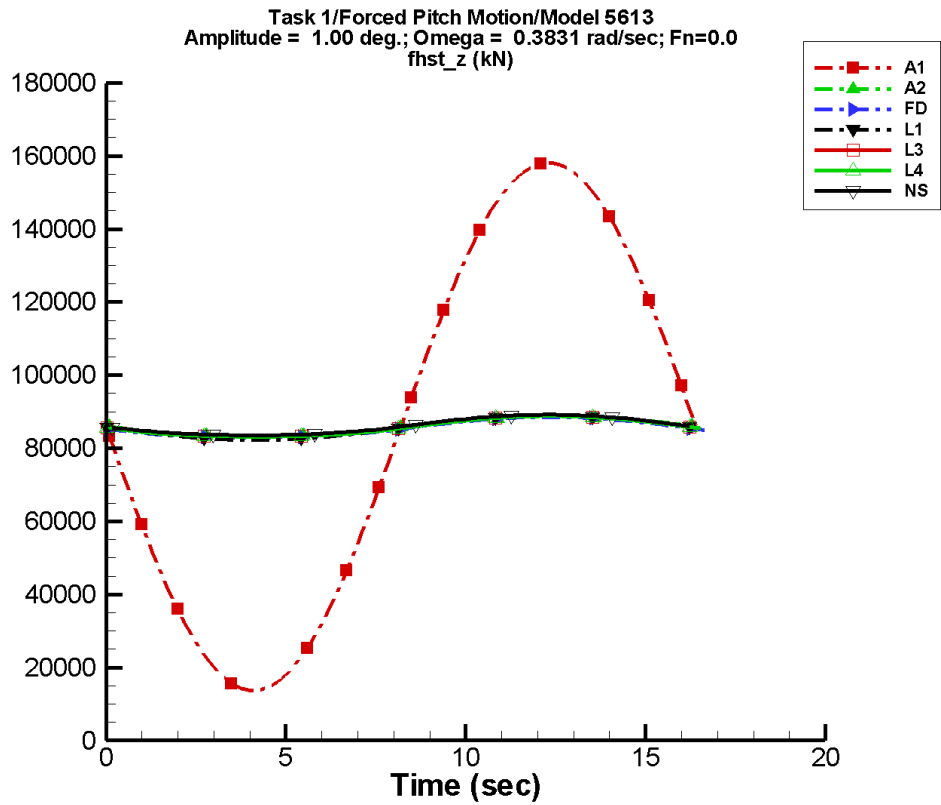
Table E–309. Coefficients of the Fourier fit $a_0 + a_1 \sin(\omega t + \Phi_1) + a_2 \sin(2\omega t + \Phi_2) + \dots$ of F_z^{hst} for one period at amplitude = 5.00 deg, frequency = 0.2079 rad/s, $F_n = 0.0$ in the case of prescribed pitch motion of Model 5613 scaled to $L = 154$ m.

Code	a_0 (kN)	a_1 (kN)	Φ_1 (deg)	a_2 (kN)	Φ_2 (deg)
A1	8.57E+04	3.59E+05	-180	121.	104
A2	8.96E+04	1.21E+04	179	3.61E+03	-93
FD	8.96E+04	9.76E+03	-179	4.05E+03	-89
L1	8.54E+04	1.65E+04	179	159.	89
L3	8.97E+04	9.57E+03	180	3.96E+03	-92
L4	8.97E+04	9.57E+03	180	3.96E+03	-92
NF	—	—	—	—	—
NS	9.04E+04	1.00E+04	180	4.02E+03	-90

Table E–310. Minimum and maximum of F_z^{hst} for one period at amplitude = 5.00 deg, frequency = 0.2079 rad/s, $F_n = 0.0$ in the case of prescribed pitch motion of Model 5613 scaled to $L = 154$ m.

Code	Unfiltered		Filtered	
	Minimum (kN)	Maximum (kN)	Minimum (kN)	Maximum (kN)
A1	-2.73E+05	4.44E+05	-2.73E+05	4.44E+05
A2	8.07E+04	1.05E+05	8.07E+04	1.05E+05
FD	8.22E+04	1.02E+05	8.22E+04	1.02E+05
L1	6.87E+04	1.02E+05	6.87E+04	1.02E+05
L3	8.24E+04	1.02E+05	8.24E+04	1.02E+05
L4	8.24E+04	1.02E+05	8.24E+04	1.02E+05
NF	—	—	—	—
NS	8.28E+04	1.04E+05	8.28E+04	1.04E+05

TASK 1/PITCH MOTION/MODEL 5613



Data identically zero, insufficient, or not available from NFA.

Figure E-156. Time history of F_z^{hst} for one period at amplitude = 1.00 deg, frequency = 0.3831 rad/s, $F_n = 0.0$ in the case of prescribed pitch motion of Model 5613 scaled to $L = 154$ m.

TASK 1/PITCH MOTION/MODEL 5613

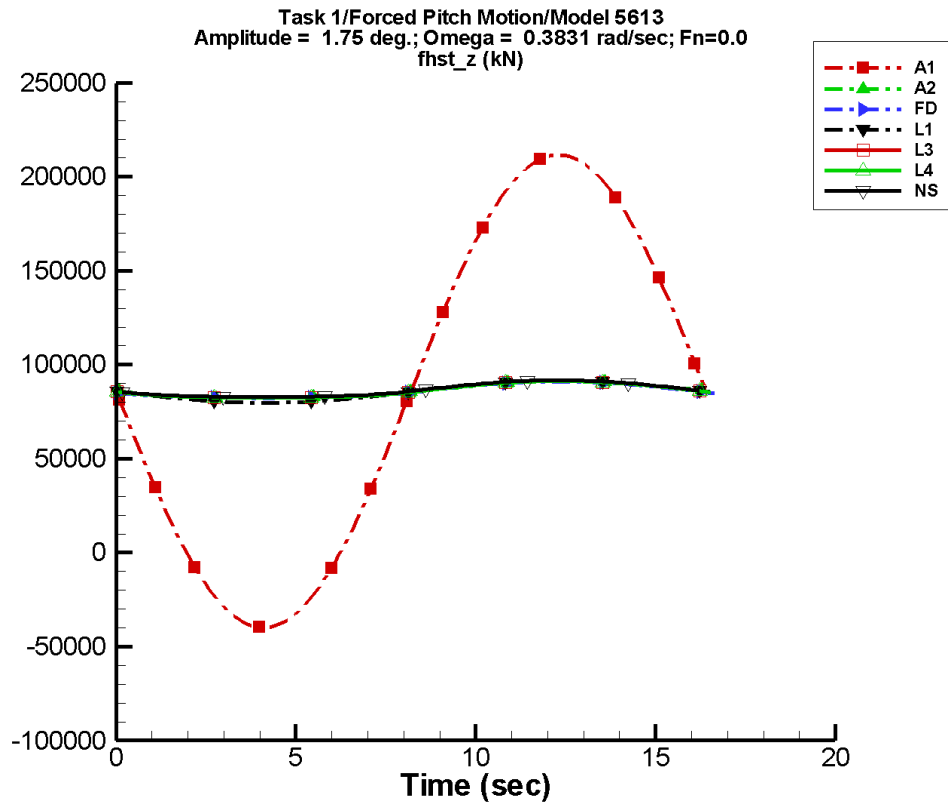
Table E-311. Coefficients of the Fourier fit $a_0 + a_1 \sin(\omega t + \Phi_1) + a_2 \sin(2\omega t + \Phi_2) + \dots$ of F_z^{hst} for one period at amplitude = 1.00 deg, frequency = 0.3831 rad/s, $F_n = 0.0$ in the case of prescribed pitch motion of Model 5613 scaled to $L = 154$ m.

Code	a_0 (kN)	a_1 (kN)	Φ_1 (deg)	a_2 (kN)	Φ_2 (deg)
A1	8.59E+04	7.22E+04	-180	6.19	92
A2	8.59E+04	2.78E+03	178	49.9	-114
FD	8.55E+04	2.89E+03	-180	265.	-89
L1	8.56E+04	3.31E+03	179	6.50	87
L3	8.57E+04	2.89E+03	179	258.	-90
L4	8.57E+04	2.89E+03	179	258.	-90
NF	—	—	—	—	—
NS	8.61E+04	2.88E+03	180	250.	-90

Table E-312. Minimum and maximum of F_z^{hst} for one period at amplitude = 1.00 deg, frequency = 0.3831 rad/s, $F_n = 0.0$ in the case of prescribed pitch motion of Model 5613 scaled to $L = 154$ m.

Code	Unfiltered		Filtered	
	Minimum (kN)	Maximum (kN)	Minimum (kN)	Maximum (kN)
A1	1.37E+04	1.58E+05	1.35E+04	1.58E+05
A2	8.33E+04	8.87E+04	8.33E+04	8.87E+04
FD	8.30E+04	8.86E+04	8.30E+04	8.86E+04
L1	8.22E+04	8.89E+04	8.22E+04	8.89E+04
L3	8.32E+04	8.88E+04	8.32E+04	8.88E+04
L4	8.32E+04	8.88E+04	8.32E+04	8.88E+04
NF	—	—	—	—
NS	8.36E+04	8.92E+04	8.36E+04	8.92E+04

TASK 1/PITCH MOTION/MODEL 5613



Data identically zero, insufficient, or not available from NFA.

Figure E-157. Time history of F_z^{hst} for one period at amplitude = 1.75 deg, frequency = 0.3831 rad/s, $F_n = 0.0$ in the case of prescribed pitch motion of Model 5613 scaled to $L = 154$ m.

TASK 1/PITCH MOTION/MODEL 5613

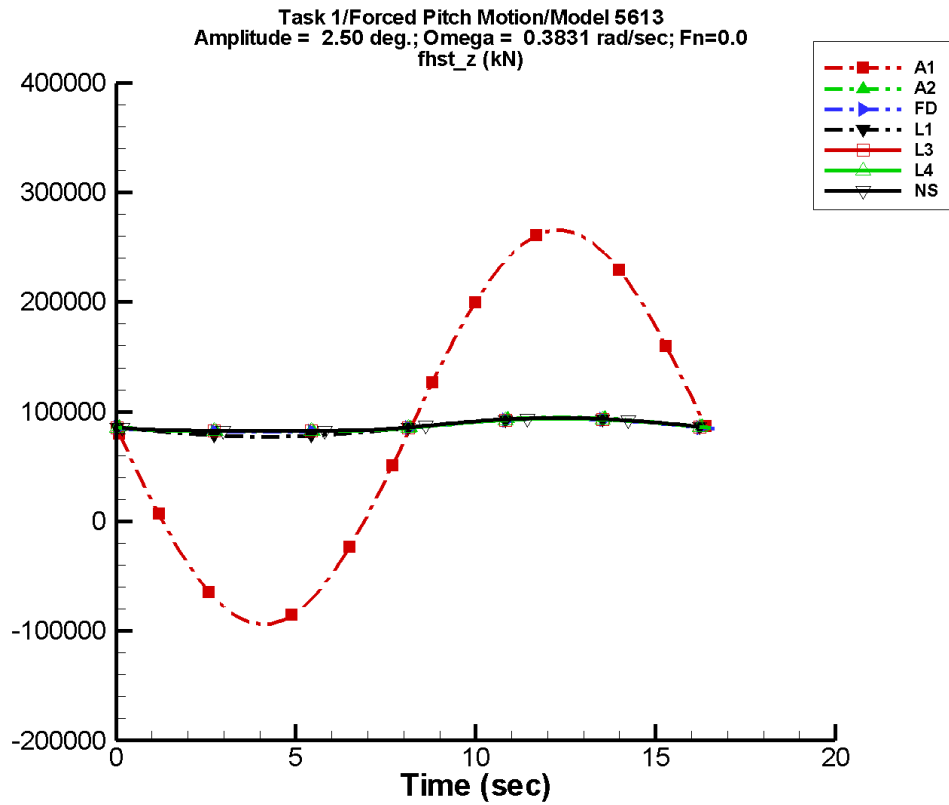
Table E-313. Coefficients of the Fourier fit $a_0 + a_1 \sin(\omega t + \Phi_1) + a_2 \sin(2\omega t + \Phi_2) + \dots$ of F_z^{hst} for one period at amplitude = 1.75 deg, frequency = 0.3831 rad/s, $F_n = 0.0$ in the case of prescribed pitch motion of Model 5613 scaled to $L = 154$ m.

Code	a_0 (kN)	a_1 (kN)	Φ_1 (deg)	a_2 (kN)	Φ_2 (deg)
A1	8.59E+04	1.26E+05	-180	17.9	94
A2	8.64E+04	4.49E+03	178	767.	-97
FD	8.60E+04	4.58E+03	-180	738.	-89
L1	8.55E+04	5.80E+03	179	19.9	87
L3	8.62E+04	4.56E+03	179	722.	-90
L4	8.62E+04	4.56E+03	179	722.	-90
NF	—	—	—	—	—
NS	8.66E+04	4.60E+03	-180	721.	-90

Table E-314. Minimum and maximum of F_z^{hst} for one period at amplitude = 1.75 deg, frequency = 0.3831 rad/s, $F_n = 0.0$ in the case of prescribed pitch motion of Model 5613 scaled to $L = 154$ m.

Code	Unfiltered		Filtered	
	Minimum (kN)	Maximum (kN)	Minimum (kN)	Maximum (kN)
A1	-3.99E+04	2.12E+05	-4.02E+04	2.11E+05
A2	8.19E+04	9.15E+04	8.28E+04	9.15E+04
FD	8.23E+04	9.11E+04	8.23E+04	9.11E+04
L1	7.97E+04	9.13E+04	7.97E+04	9.13E+04
L3	8.25E+04	9.13E+04	8.25E+04	9.13E+04
L4	8.25E+04	9.13E+04	8.25E+04	9.13E+04
NF	—	—	—	—
NS	8.29E+04	9.18E+04	8.29E+04	9.17E+04

TASK 1/PITCH MOTION/MODEL 5613



Data identically zero, insufficient, or not available from NFA.

Figure E-158. Time history of F_z^{hst} for one period at amplitude = 2.50 deg, frequency = 0.3831 rad/s, $F_n = 0.0$ in the case of prescribed pitch motion of Model 5613 scaled to $L = 154$ m.

TASK 1/PITCH MOTION/MODEL 5613

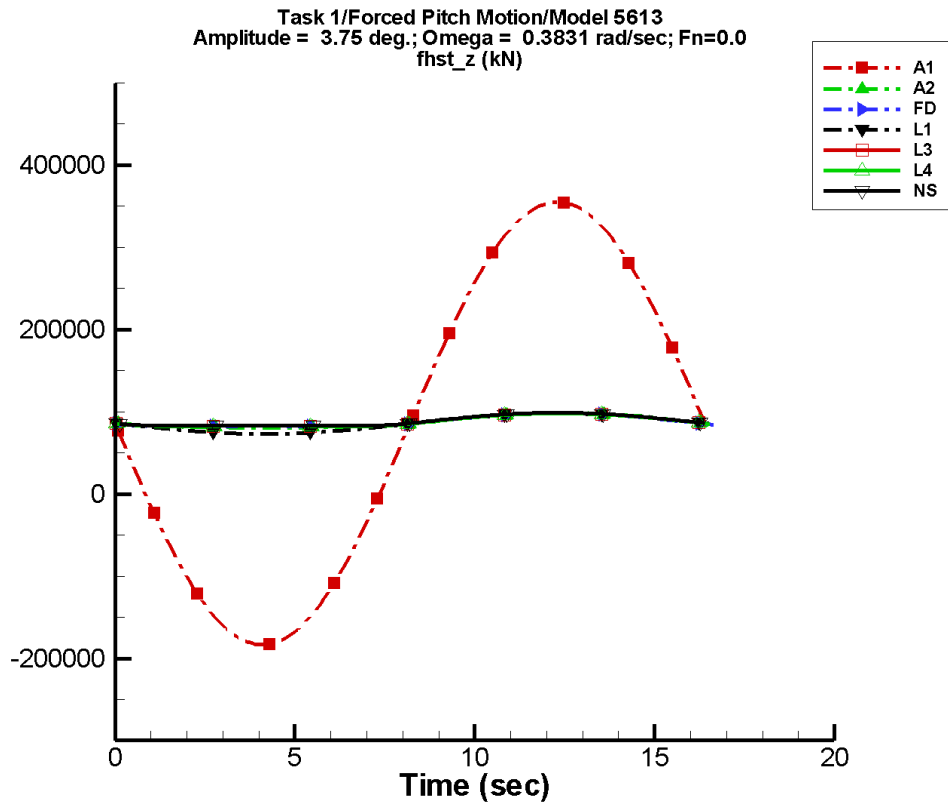
Table E–315. Coefficients of the Fourier fit $a_0 + a_1 \sin(\omega t + \Phi_1) + a_2 \sin(2\omega t + \Phi_2) + \dots$ of F_z^{hst} for one period at amplitude = 2.50 deg, frequency = 0.3831 rad/s, $F_n = 0.0$ in the case of prescribed pitch motion of Model 5613 scaled to $L = 154$ m.

Code	a_0 (kN)	a_1 (kN)	Φ_1 (deg)	a_2 (kN)	Φ_2 (deg)
A1	8.59E+04	1.80E+05	-180	34.7	96
A2	8.71E+04	6.58E+03	178	1.28E+03	-94
FD	8.66E+04	6.02E+03	-180	1.35E+03	-89
L1	8.55E+04	8.28E+03	179	40.6	87
L3	8.68E+04	5.97E+03	179	1.32E+03	-90
L4	8.68E+04	5.97E+03	179	1.32E+03	-90
NF	—	—	—	—	—
NS	8.73E+04	6.07E+03	-180	1.34E+03	-90

Table E–316. Minimum and maximum of F_z^{hst} for one period at amplitude = 2.50 deg, frequency = 0.3831 rad/s, $F_n = 0.0$ in the case of prescribed pitch motion of Model 5613 scaled to $L = 154$ m.

Code	Unfiltered		Filtered	
	Minimum (kN)	Maximum (kN)	Minimum (kN)	Maximum (kN)
A1	-9.38E+04	2.65E+05	-9.43E+04	2.65E+05
A2	8.16E+04	9.48E+04	8.16E+04	9.48E+04
FD	8.22E+04	9.37E+04	8.22E+04	9.36E+04
L1	7.72E+04	9.38E+04	7.72E+04	9.37E+04
L3	8.24E+04	9.38E+04	8.24E+04	9.38E+04
L4	8.24E+04	9.38E+04	8.24E+04	9.38E+04
NF	—	—	—	—
NS	8.28E+04	9.44E+04	8.28E+04	9.43E+04

TASK 1/PITCH MOTION/MODEL 5613



Data identically zero, insufficient, or not available from NFA.

Figure E-159. Time history of F_z^{hst} for one period at amplitude = 3.75 deg, frequency = 0.3831 rad/s, $F_n = 0.0$ in the case of prescribed pitch motion of Model 5613 scaled to $L = 154$ m.

TASK 1/PITCH MOTION/MODEL 5613

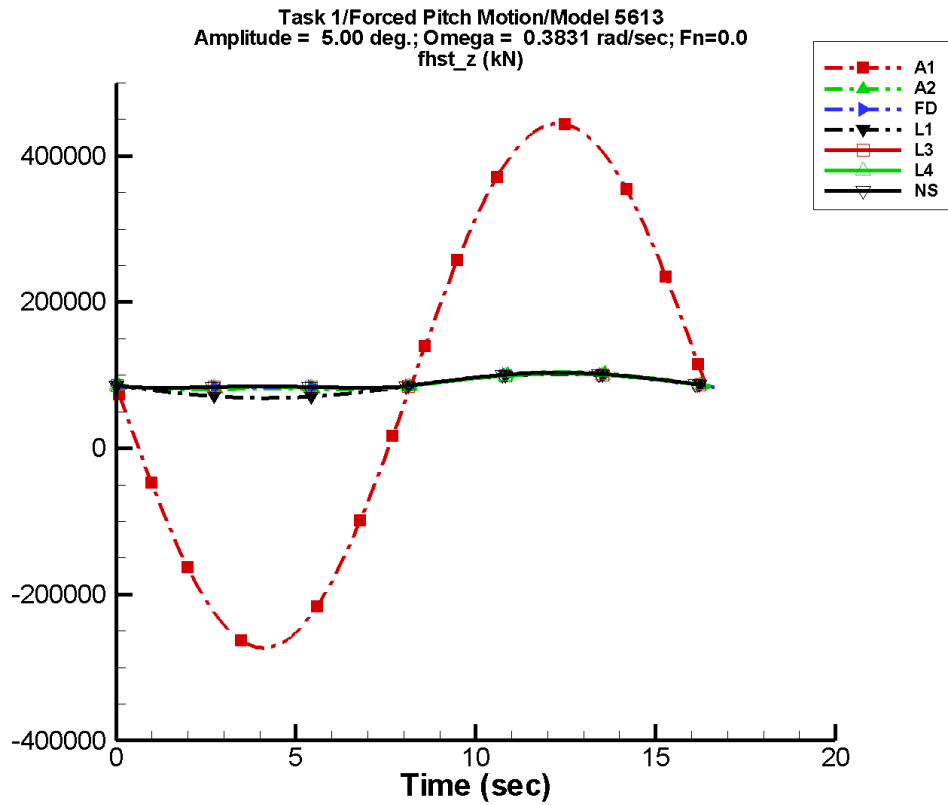
Table E–317. Coefficients of the Fourier fit $a_0 + a_1 \sin(\omega t + \Phi_1) + a_2 \sin(2\omega t + \Phi_2) + \dots$ of F_z^{hst} for one period at amplitude = 3.75 deg, frequency = 0.3831 rad/s, $F_n = 0.0$ in the case of prescribed pitch motion of Model 5613 scaled to $L = 154$ m.

Code	a_0 (kN)	a_1 (kN)	Φ_1 (deg)	a_2 (kN)	Φ_2 (deg)
A1	8.58E+04	2.69E+05	-180	71.7	100
A2	8.80E+04	9.27E+03	178	1.97E+03	-95
FD	8.80E+04	8.04E+03	-180	2.59E+03	-89
L1	8.55E+04	1.24E+04	179	91.1	87
L3	8.81E+04	7.92E+03	179	2.50E+03	-90
L4	8.81E+04	7.92E+03	179	2.50E+03	-90
NF	—	—	—	—	—
NS	8.87E+04	8.20E+03	180	2.59E+03	-90

Table E–318. Minimum and maximum of F_z^{hst} for one period at amplitude = 3.75 deg, frequency = 0.3831 rad/s, $F_n = 0.0$ in the case of prescribed pitch motion of Model 5613 scaled to $L = 154$ m.

Code	Unfiltered		Filtered	
	Minimum (kN)	Maximum (kN)	Minimum (kN)	Maximum (kN)
A1	-1.83E+05	3.55E+05	-1.84E+05	3.54E+05
A2	8.07E+04	9.91E+04	8.07E+04	9.90E+04
FD	8.22E+04	9.80E+04	8.22E+04	9.79E+04
L1	7.30E+04	9.78E+04	7.30E+04	9.78E+04
L3	8.24E+04	9.79E+04	8.24E+04	9.79E+04
L4	8.24E+04	9.79E+04	8.24E+04	9.79E+04
NF	—	—	—	—
NS	8.28E+04	9.89E+04	8.28E+04	9.88E+04

TASK 1/PITCH MOTION/MODEL 5613



Data identically zero, insufficient, or not available from NFA.

Figure E-160. Time history of F_z^{hst} for one period at amplitude = 5.00 deg, frequency = 0.3831 rad/s, $F_n = 0.0$ in the case of prescribed pitch motion of Model 5613 scaled to $L = 154$ m.

TASK 1/PITCH MOTION/MODEL 5613

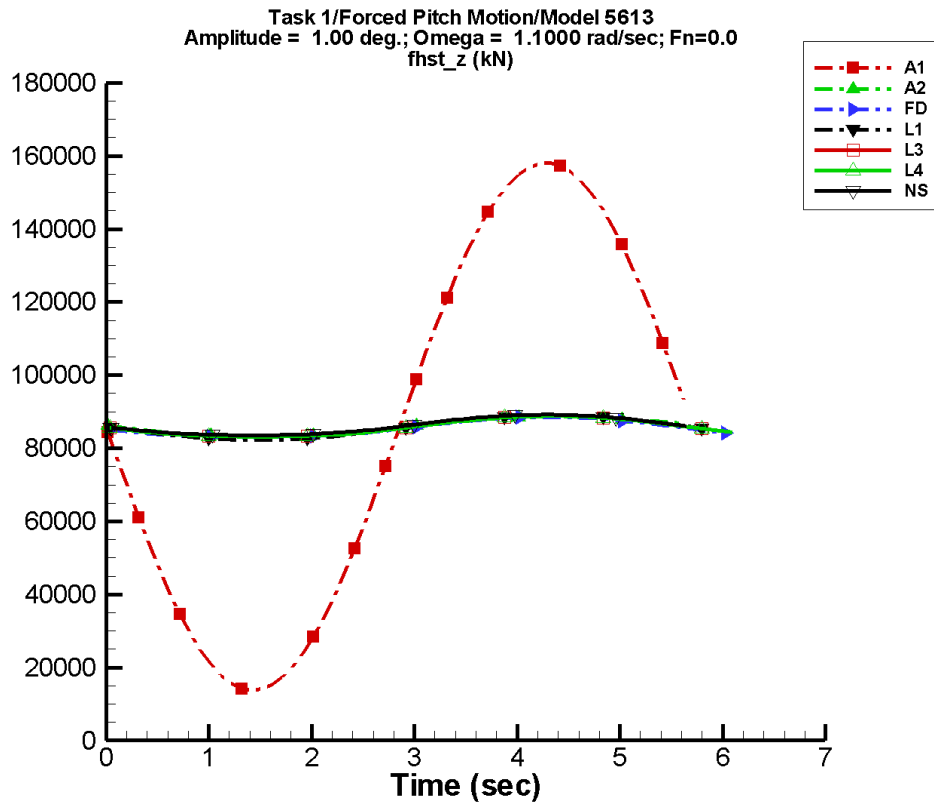
Table E–319. Coefficients of the Fourier fit $a_0 + a_1 \sin(\omega t + \Phi_1) + a_2 \sin(2\omega t + \Phi_2) + \dots$ of F_z^{hst} for one period at amplitude = 5.00 deg, frequency = 0.3831 rad/s, $F_n = 0.0$ in the case of prescribed pitch motion of Model 5613 scaled to $L = 154$ m.

Code	a_0 (kN)	a_1 (kN)	Φ_1 (deg)	a_2 (kN)	Φ_2 (deg)
A1	8.57E+04	3.59E+05	-180	117.	104
A2	8.96E+04	1.21E+04	178	3.62E+03	-95
FD	8.96E+04	9.73E+03	-179	3.99E+03	-89
L1	8.54E+04	1.65E+04	179	162.	87
L3	8.96E+04	9.50E+03	180	3.84E+03	-91
L4	8.96E+04	9.50E+03	180	3.84E+03	-91
NF	—	—	—	—	—
NS	9.04E+04	1.00E+04	180	4.02E+03	-90

Table E–320. Minimum and maximum of F_z^{hst} for one period at amplitude = 5.00 deg, frequency = 0.3831 rad/s, $F_n = 0.0$ in the case of prescribed pitch motion of Model 5613 scaled to $L = 154$ m.

Code	Unfiltered		Filtered	
	Minimum (kN)	Maximum (kN)	Minimum (kN)	Maximum (kN)
A1	-2.73E+05	4.44E+05	-2.74E+05	4.43E+05
A2	8.07E+04	1.05E+05	8.07E+04	1.05E+05
FD	8.22E+04	1.02E+05	8.22E+04	1.02E+05
L1	6.87E+04	1.02E+05	6.88E+04	1.02E+05
L3	8.24E+04	1.02E+05	8.24E+04	1.02E+05
L4	8.24E+04	1.02E+05	8.24E+04	1.02E+05
NF	—	—	—	—
NS	8.28E+04	1.04E+05	8.28E+04	1.04E+05

TASK 1/PITCH MOTION/MODEL 5613



Data identically zero, insufficient, or not available from NFA.

Figure E-161. Time history of F_z^{hst} for one period at amplitude = 1.00 deg, frequency = 1.1000 rad/s, $F_n = 0.0$ in the case of prescribed pitch motion of Model 5613 scaled to $L = 154$ m.

TASK 1/PITCH MOTION/MODEL 5613

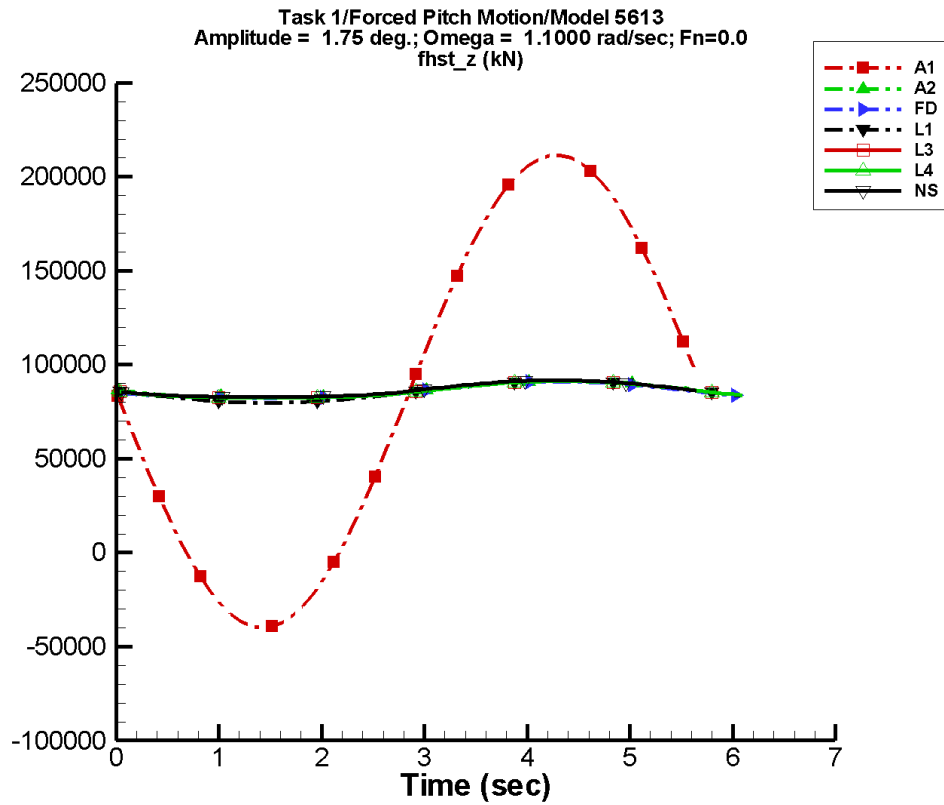
Table E-321. Coefficients of the Fourier fit $a_0 + a_1 \sin(\omega t + \Phi_1) + a_2 \sin(2\omega t + \Phi_2) + \dots$ of F_z^{hst} for one period at amplitude = 1.00 deg, frequency = 1.1000 rad/s, $F_n = 0.0$ in the case of prescribed pitch motion of Model 5613 scaled to $L = 154$ m.

Code	a_0 (kN)	a_1 (kN)	Φ_1 (deg)	a_2 (kN)	Φ_2 (deg)
A1	8.59E+04	7.22E+04	180	6.26	93
A2	8.59E+04	2.78E+03	174	41.3	-130
FD	8.55E+04	2.89E+03	-180	279.	-90
L1	8.56E+04	3.31E+03	176	6.48	82
L3	8.57E+04	2.89E+03	176	274.	-98
L4	8.57E+04	2.89E+03	176	274.	-98
NF	—	—	—	—	—
NS	8.61E+04	2.88E+03	180	250.	-90

Table E-322. Minimum and maximum of F_z^{hst} for one period at amplitude = 1.00 deg, frequency = 1.1000 rad/s, $F_n = 0.0$ in the case of prescribed pitch motion of Model 5613 scaled to $L = 154$ m.

Code	Unfiltered		Filtered	
	Minimum (kN)	Maximum (kN)	Minimum (kN)	Maximum (kN)
A1	1.37E+04	1.58E+05	1.55E+04	1.56E+05
A2	8.33E+04	8.87E+04	8.33E+04	8.86E+04
FD	8.30E+04	8.86E+04	8.30E+04	8.85E+04
L1	8.22E+04	8.89E+04	8.23E+04	8.88E+04
L3	8.32E+04	8.88E+04	8.32E+04	8.88E+04
L4	8.32E+04	8.88E+04	8.32E+04	8.88E+04
NF	—	—	—	—
NS	8.36E+04	8.92E+04	8.36E+04	8.92E+04

TASK 1/PITCH MOTION/MODEL 5613



Data identically zero, insufficient, or not available from NFA.

Figure E-162. Time history of F_z^{hst} for one period at amplitude = 1.75 deg, frequency = 1.1000 rad/s, $F_n = 0.0$ in the case of prescribed pitch motion of Model 5613 scaled to $L = 154$ m.

TASK 1/PITCH MOTION/MODEL 5613

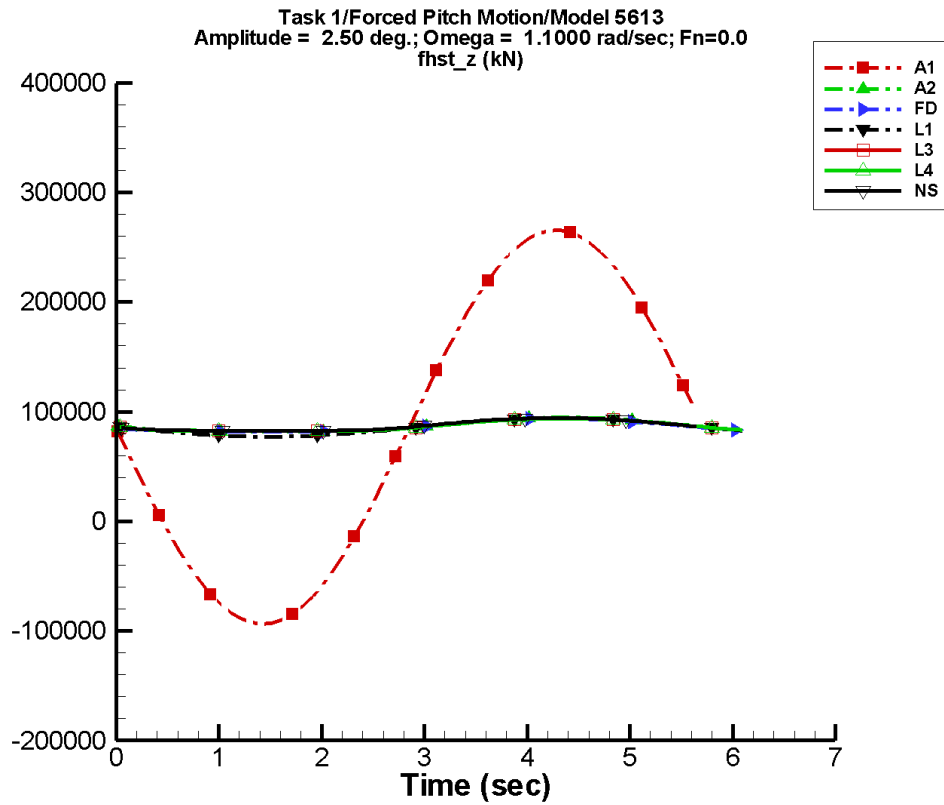
Table E-323. Coefficients of the Fourier fit $a_0 + a_1 \sin(\omega t + \Phi_1) + a_2 \sin(2\omega t + \Phi_2) + \dots$ of F_z^{hst} for one period at amplitude = 1.75 deg, frequency = 1.1000 rad/s, $F_n = 0.0$ in the case of prescribed pitch motion of Model 5613 scaled to $L = 154$ m.

Code	a_0 (kN)	a_1 (kN)	Φ_1 (deg)	a_2 (kN)	Φ_2 (deg)
A1	8.59E+04	1.26E+05	180	18.2	94
A2	8.64E+04	4.48E+03	174	762.	-104
FD	8.60E+04	4.59E+03	-180	775.	-90
L1	8.55E+04	5.79E+03	176	19.8	82
L3	8.62E+04	4.57E+03	176	764.	-98
L4	8.62E+04	4.57E+03	176	764.	-98
NF	—	—	—	—	—
NS	8.66E+04	4.60E+03	-180	721.	-90

Table E-324. Minimum and maximum of F_z^{hst} for one period at amplitude = 1.75 deg, frequency = 1.1000 rad/s, $F_n = 0.0$ in the case of prescribed pitch motion of Model 5613 scaled to $L = 154$ m.

Code	Unfiltered		Filtered	
	Minimum (kN)	Maximum (kN)	Minimum (kN)	Maximum (kN)
A1	-3.99E+04	2.12E+05	-3.68E+04	2.08E+05
A2	8.28E+04	9.15E+04	8.29E+04	9.13E+04
FD	8.23E+04	9.11E+04	8.23E+04	9.09E+04
L1	7.97E+04	9.13E+04	7.98E+04	9.13E+04
L3	8.25E+04	9.13E+04	8.25E+04	9.12E+04
L4	8.25E+04	9.13E+04	8.25E+04	9.12E+04
NF	—	—	—	—
NS	8.29E+04	9.18E+04	8.29E+04	9.17E+04

TASK 1/PITCH MOTION/MODEL 5613



Data identically zero, insufficient, or not available from NFA.

Figure E-163. Time history of F_z^{hst} for one period at amplitude = 2.50 deg, frequency = 1.1000 rad/s, $F_n = 0.0$ in the case of prescribed pitch motion of Model 5613 scaled to $L = 154$ m.

TASK 1/PITCH MOTION/MODEL 5613

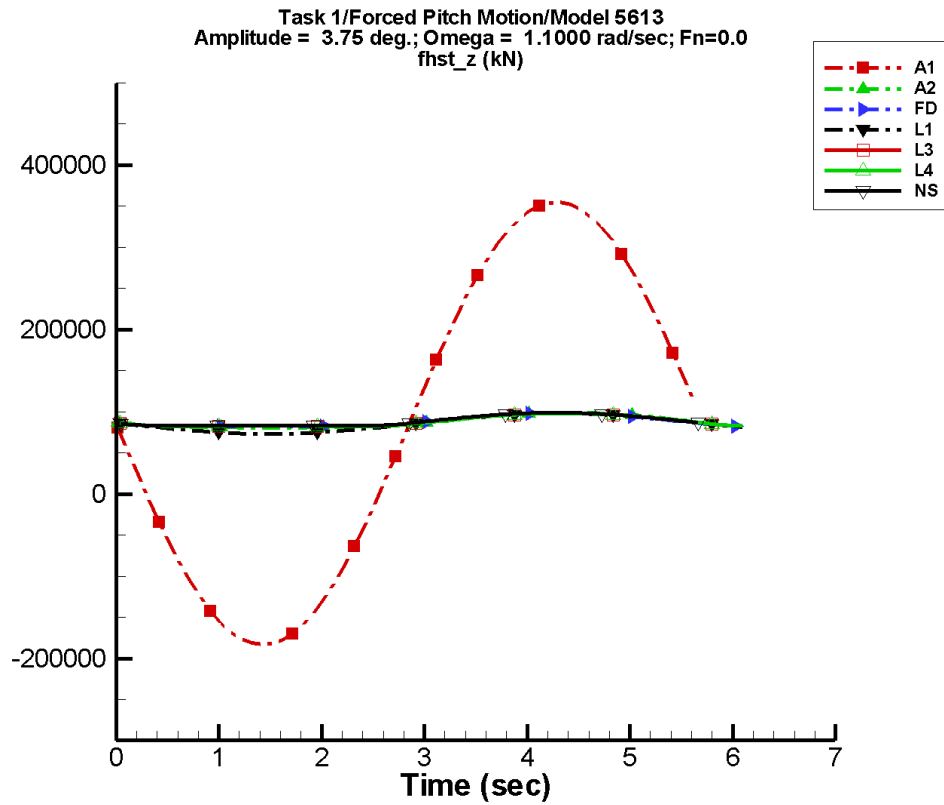
Table E–325. Coefficients of the Fourier fit $a_0 + a_1 \sin(\omega t + \Phi_1) + a_2 \sin(2\omega t + \Phi_2) + \dots$ of F_z^{hst} for one period at amplitude = 2.50 deg, frequency = 1.1000 rad/s, $F_n = 0.0$ in the case of prescribed pitch motion of Model 5613 scaled to $L = 154$ m.

Code	a_0 (kN)	a_1 (kN)	Φ_1 (deg)	a_2 (kN)	Φ_2 (deg)
A1	8.59E+04	1.80E+05	180	35.8	96
A2	8.71E+04	6.57E+03	174	1.28E+03	-102
FD	8.66E+04	6.03E+03	-180	1.42E+03	-90
L1	8.55E+04	8.27E+03	176	40.2	82
L3	8.68E+04	6.00E+03	176	1.39E+03	-98
L4	8.68E+04	6.00E+03	176	1.39E+03	-98
NF	—	—	—	—	—
NS	8.73E+04	6.07E+03	-180	1.34E+03	-90

Table E–326. Minimum and maximum of F_z^{hst} for one period at amplitude = 2.50 deg, frequency = 1.1000 rad/s, $F_n = 0.0$ in the case of prescribed pitch motion of Model 5613 scaled to $L = 154$ m.

Code	Unfiltered		Filtered	
	Minimum (kN)	Maximum (kN)	Minimum (kN)	Maximum (kN)
A1	-9.38E+04	2.65E+05	-8.95E+04	2.60E+05
A2	8.16E+04	9.48E+04	8.17E+04	9.46E+04
FD	8.22E+04	9.37E+04	8.22E+04	9.34E+04
L1	7.72E+04	9.38E+04	7.73E+04	9.37E+04
L3	8.24E+04	9.38E+04	8.24E+04	9.37E+04
L4	8.24E+04	9.38E+04	8.24E+04	9.37E+04
NF	—	—	—	—
NS	8.28E+04	9.44E+04	8.28E+04	9.43E+04

TASK 1/PITCH MOTION/MODEL 5613



Data identically zero, insufficient, or not available from NFA.

Figure E-164. Time history of F_z^{hst} for one period at amplitude = 3.75 deg, frequency = 1.1000 rad/s, $F_n = 0.0$ in the case of prescribed pitch motion of Model 5613 scaled to $L = 154$ m.

TASK 1/PITCH MOTION/MODEL 5613

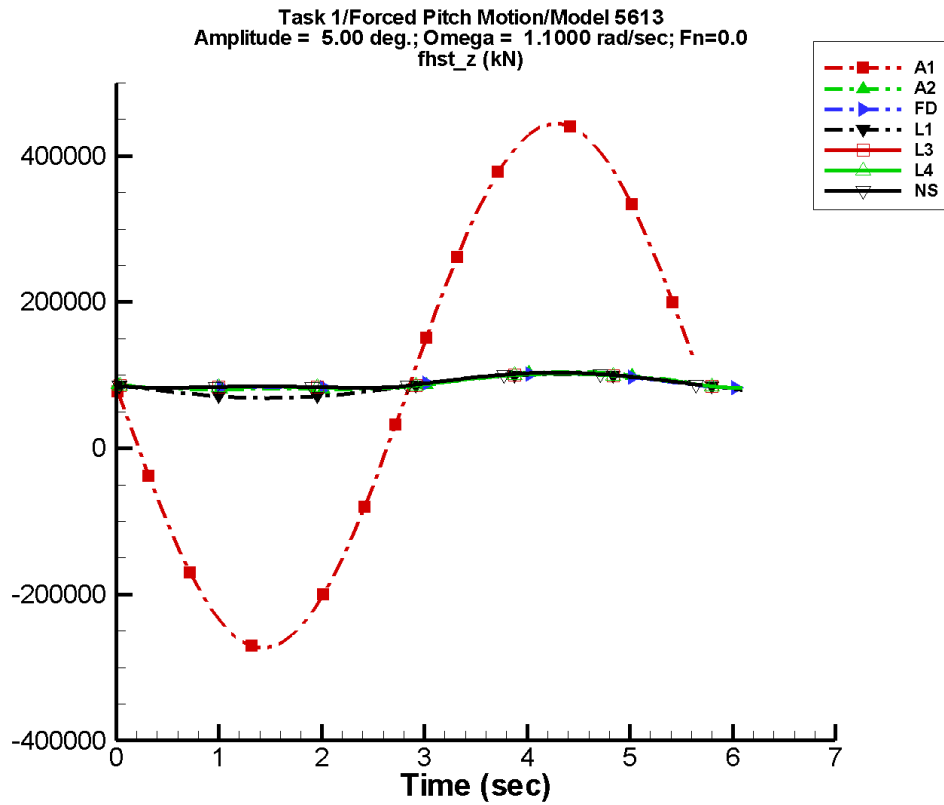
Table E-327. Coefficients of the Fourier fit $a_0 + a_1 \sin(\omega t + \Phi_1) + a_2 \sin(2\omega t + \Phi_2) + \dots$ of F_z^{hst} for one period at amplitude = 3.75 deg, frequency = 1.1000 rad/s, $F_n = 0.0$ in the case of prescribed pitch motion of Model 5613 scaled to $L = 154$ m.

Code	a_0 (kN)	a_1 (kN)	Φ_1 (deg)	a_2 (kN)	Φ_2 (deg)
A1	8.58E+04	2.69E+05	180	74.9	99
A2	8.80E+04	9.28E+03	174	1.96E+03	-103
FD	8.80E+04	8.07E+03	-180	2.70E+03	-90
L1	8.55E+04	1.24E+04	176	89.9	82
L3	8.81E+04	7.98E+03	176	2.63E+03	-98
L4	8.81E+04	7.98E+03	176	2.63E+03	-98
NF	—	—	—	—	—
NS	8.87E+04	8.20E+03	180	2.59E+03	-90

Table E-328. Minimum and maximum of F_z^{hst} for one period at amplitude = 3.75 deg, frequency = 1.1000 rad/s, $F_n = 0.0$ in the case of prescribed pitch motion of Model 5613 scaled to $L = 154$ m.

Code	Unfiltered		Filtered	
	Minimum (kN)	Maximum (kN)	Minimum (kN)	Maximum (kN)
A1	-1.83E+05	3.55E+05	-1.77E+05	3.46E+05
A2	8.07E+04	9.91E+04	8.08E+04	9.84E+04
FD	8.22E+04	9.80E+04	8.23E+04	9.76E+04
L1	7.30E+04	9.78E+04	7.31E+04	9.76E+04
L3	8.24E+04	9.79E+04	8.24E+04	9.78E+04
L4	8.24E+04	9.79E+04	8.24E+04	9.78E+04
NF	—	—	—	—
NS	8.28E+04	9.89E+04	8.28E+04	9.88E+04

TASK 1/PITCH MOTION/MODEL 5613



Data identically zero, insufficient, or not available from NFA.

Figure E-165. Time history of F_z^{hst} for one period at amplitude = 5.00 deg, frequency = 1.1000 rad/s, $F_n = 0.0$ in the case of prescribed pitch motion of Model 5613 scaled to $L = 154$ m.

TASK 1/PITCH MOTION/MODEL 5613

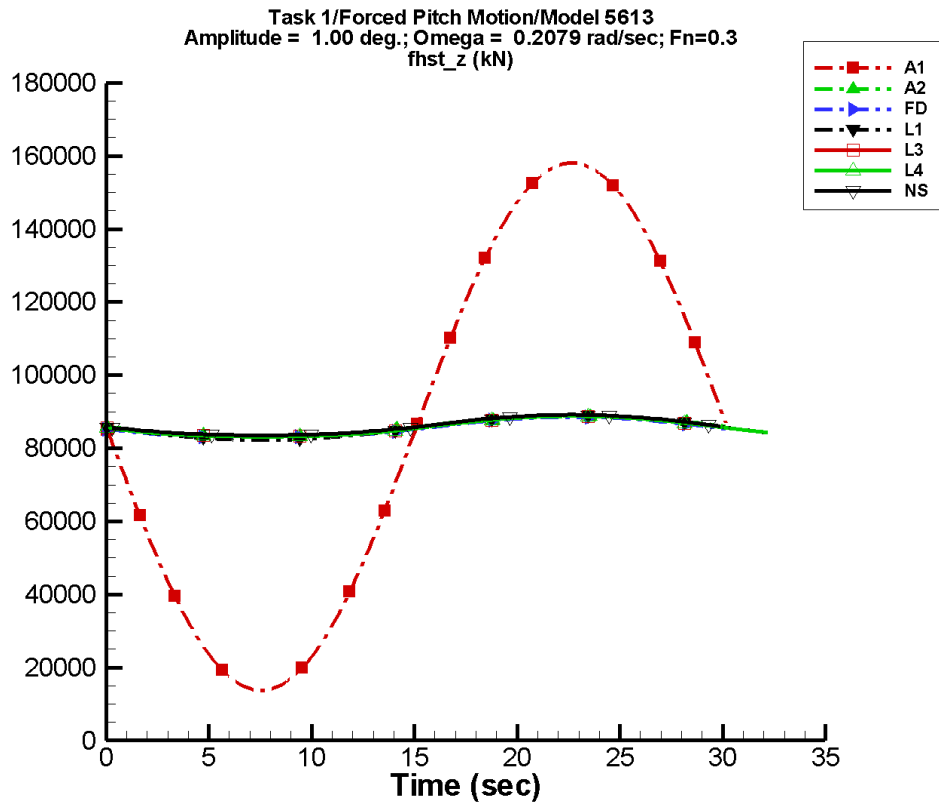
Table E–329. Coefficients of the Fourier fit $a_0 + a_1 \sin(\omega t + \Phi_1) + a_2 \sin(2\omega t + \Phi_2) + \dots$ of F_z^{hst} for one period at amplitude = 5.00 deg, frequency = 1.1000 rad/s, $F_n = 0.0$ in the case of prescribed pitch motion of Model 5613 scaled to $L = 154$ m.

Code	a_0 (kN)	a_1 (kN)	Φ_1 (deg)	a_2 (kN)	Φ_2 (deg)
A1	8.57E+04	3.59E+05	180	124.	103
A2	8.96E+04	1.21E+04	174	3.60E+03	-104
FD	8.96E+04	9.77E+03	-180	4.15E+03	-90
L1	8.54E+04	1.65E+04	176	159.	82
L3	8.96E+04	9.58E+03	176	4.02E+03	-98
L4	8.96E+04	9.58E+03	176	4.02E+03	-98
NF	—	—	—	—	—
NS	9.04E+04	1.00E+04	180	4.02E+03	-90

Table E–330. Minimum and maximum of F_z^{hst} for one period at amplitude = 5.00 deg, frequency = 1.1000 rad/s, $F_n = 0.0$ in the case of prescribed pitch motion of Model 5613 scaled to $L = 154$ m.

Code	Unfiltered		Filtered	
	Minimum (kN)	Maximum (kN)	Minimum (kN)	Maximum (kN)
A1	-2.73E+05	4.44E+05	-2.64E+05	4.33E+05
A2	8.07E+04	1.05E+05	8.09E+04	1.04E+05
FD	8.22E+04	1.02E+05	8.26E+04	1.02E+05
L1	6.87E+04	1.02E+05	6.89E+04	1.02E+05
L3	8.24E+04	1.02E+05	8.25E+04	1.02E+05
L4	8.24E+04	1.02E+05	8.25E+04	1.02E+05
NF	—	—	—	—
NS	8.28E+04	1.04E+05	8.28E+04	1.04E+05

TASK 1/PITCH MOTION/MODEL 5613



Data identically zero, insufficient, or not available from NFA.

Figure E-166. Time history of F_z^{hst} for one period at amplitude = 1.00 deg, frequency = 0.2079 rad/s, Fn = 0.3 in the case of prescribed pitch motion of Model 5613 scaled to L = 154 m.

TASK 1/PITCH MOTION/MODEL 5613

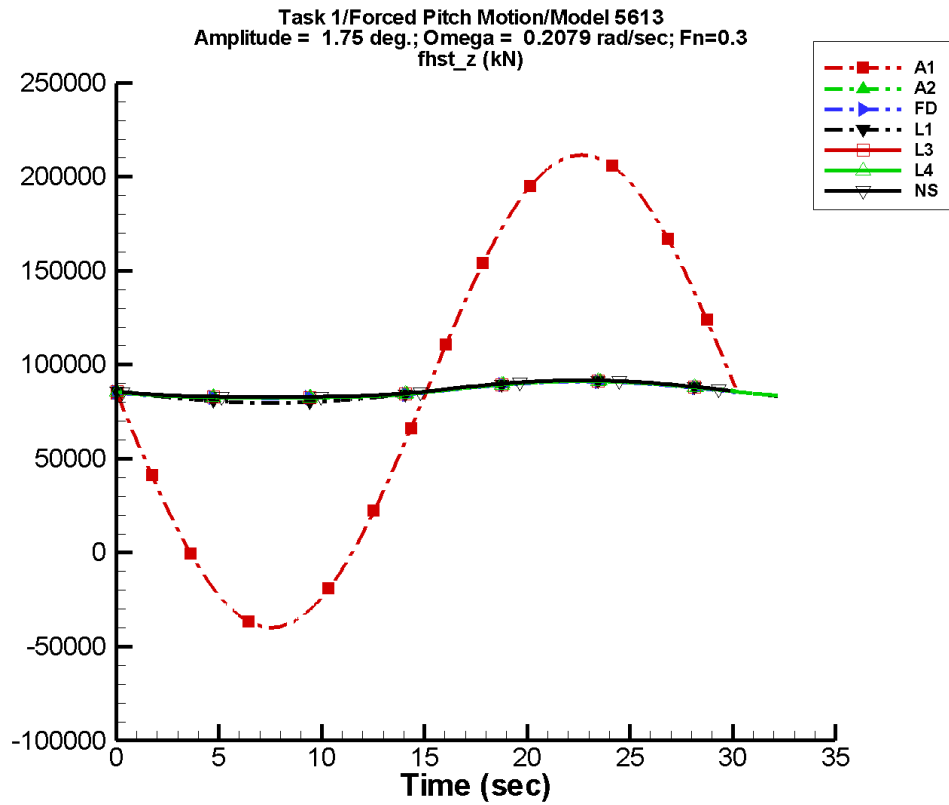
Table E-331. Coefficients of the Fourier fit $a_0 + a_1 \sin(\omega t + \Phi_1) + a_2 \sin(2\omega t + \Phi_2) + \dots$ of F_z^{hst} for one period at amplitude = 1.00 deg, frequency = 0.2079 rad/s, $F_n = 0.3$ in the case of prescribed pitch motion of Model 5613 scaled to $L = 154$ m.

Code	a_0 (kN)	a_1 (kN)	Φ_1 (deg)	a_2 (kN)	Φ_2 (deg)
A1	8.59E+04	7.22E+04	180	6.23	93
A2	8.59E+04	2.78E+03	179	46.0	-114
FD	8.55E+04	2.89E+03	-180	270.	-88
L1	8.56E+04	3.31E+03	179	6.48	89
L3	8.57E+04	2.89E+03	179	273.	-92
L4	8.57E+04	2.89E+03	179	273.	-92
NF	—	—	—	—	—
NS	8.61E+04	2.88E+03	180	249.	-90

Table E-332. Minimum and maximum of F_z^{hst} for one period at amplitude = 1.00 deg, frequency = 0.2079 rad/s, $F_n = 0.3$ in the case of prescribed pitch motion of Model 5613 scaled to $L = 154$ m.

Code	Unfiltered		Filtered	
	Minimum (kN)	Maximum (kN)	Minimum (kN)	Maximum (kN)
A1	1.37E+04	1.58E+05	1.37E+04	1.58E+05
A2	8.33E+04	8.87E+04	8.33E+04	8.87E+04
FD	8.30E+04	8.86E+04	8.30E+04	8.86E+04
L1	8.22E+04	8.89E+04	8.22E+04	8.89E+04
L3	8.32E+04	8.88E+04	8.32E+04	8.88E+04
L4	8.32E+04	8.88E+04	8.32E+04	8.88E+04
NF	—	—	—	—
NS	8.36E+04	8.92E+04	8.36E+04	8.92E+04

TASK 1/PITCH MOTION/MODEL 5613



Data identically zero, insufficient, or not available from NFA.

Figure E-167. Time history of F_z^{hst} for one period at amplitude = 1.75 deg, frequency = 0.2079 rad/s, $F_n = 0.3$ in the case of prescribed pitch motion of Model 5613 scaled to $L = 154$ m.

TASK 1/PITCH MOTION/MODEL 5613

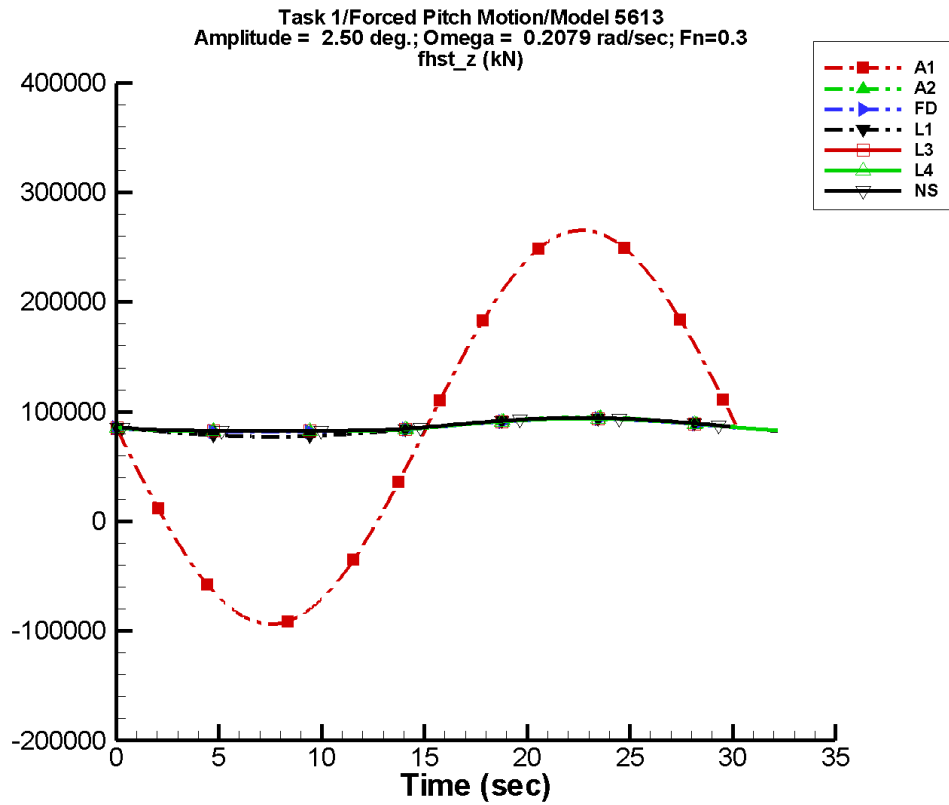
Table E-333. Coefficients of the Fourier fit $a_0 + a_1 \sin(\omega t + \Phi_1) + a_2 \sin(2\omega t + \Phi_2) + \dots$ of F_z^{hst} for one period at amplitude = 1.75 deg, frequency = 0.2079 rad/s, $F_n = 0.3$ in the case of prescribed pitch motion of Model 5613 scaled to $L = 154$ m.

Code	a_0 (kN)	a_1 (kN)	Φ_1 (deg)	a_2 (kN)	Φ_2 (deg)
A1	8.59E+04	1.26E+05	180	18.1	94
A2	8.64E+04	4.47E+03	179	774.	-94
FD	8.60E+04	4.58E+03	-180	752.	-88
L1	8.55E+04	5.80E+03	179	19.8	89
L3	8.62E+04	4.57E+03	179	757.	-92
L4	8.62E+04	4.57E+03	179	757.	-92
NF	—	—	—	—	—
NS	8.66E+04	4.60E+03	180	721.	-90

Table E-334. Minimum and maximum of F_z^{hst} for one period at amplitude = 1.75 deg, frequency = 0.2079 rad/s, $F_n = 0.3$ in the case of prescribed pitch motion of Model 5613 scaled to $L = 154$ m.

Code	Unfiltered		Filtered	
	Minimum (kN)	Maximum (kN)	Minimum (kN)	Maximum (kN)
A1	-3.99E+04	2.12E+05	-3.99E+04	2.11E+05
A2	8.28E+04	9.15E+04	8.28E+04	9.15E+04
FD	8.23E+04	9.11E+04	8.23E+04	9.11E+04
L1	7.97E+04	9.13E+04	7.97E+04	9.13E+04
L3	8.25E+04	9.13E+04	8.25E+04	9.13E+04
L4	8.25E+04	9.13E+04	8.25E+04	9.13E+04
NF	—	—	—	—
NS	8.29E+04	9.18E+04	8.29E+04	9.17E+04

TASK 1/PITCH MOTION/MODEL 5613



Data identically zero, insufficient, or not available from NFA.

Figure E-168. Time history of F_z^{hst} for one period at amplitude = 2.50 deg, frequency = 0.2079 rad/s, $F_n = 0.3$ in the case of prescribed pitch motion of Model 5613 scaled to $L = 154$ m.

TASK 1/PITCH MOTION/MODEL 5613

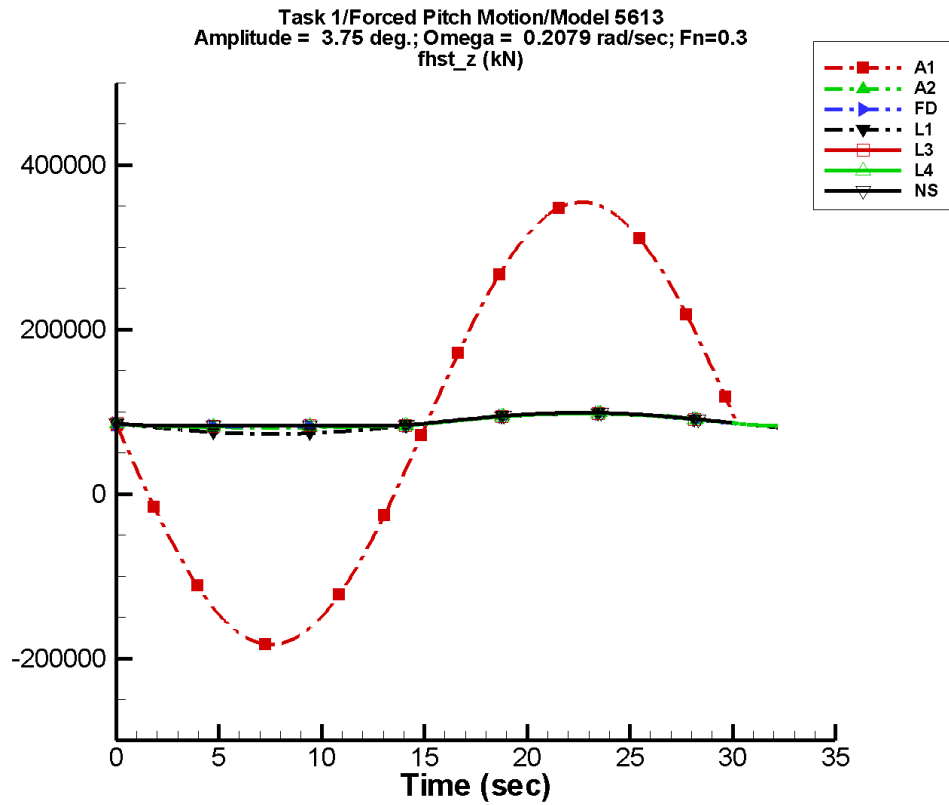
Table E-335. Coefficients of the Fourier fit $a_0 + a_1 \sin(\omega t + \Phi_1) + a_2 \sin(2\omega t + \Phi_2) + \dots$ of F_z^{hst} for one period at amplitude = 2.50 deg, frequency = 0.2079 rad/s, $F_n = 0.3$ in the case of prescribed pitch motion of Model 5613 scaled to $L = 154$ m.

Code	a_0 (kN)	a_1 (kN)	Φ_1 (deg)	a_2 (kN)	Φ_2 (deg)
A1	8.59E+04	1.80E+05	180	35.3	96
A2	8.71E+04	6.58E+03	179	1.28E+03	-92
FD	8.66E+04	6.03E+03	-180	1.38E+03	-88
L1	8.55E+04	8.28E+03	179	40.3	89
L3	8.68E+04	6.00E+03	179	1.37E+03	-92
L4	8.68E+04	6.00E+03	179	1.37E+03	-92
NF	—	—	—	—	—
NS	8.73E+04	6.07E+03	-180	1.34E+03	-90

Table E-336. Minimum and maximum of F_z^{hst} for one period at amplitude = 2.50 deg, frequency = 0.2079 rad/s, $F_n = 0.3$ in the case of prescribed pitch motion of Model 5613 scaled to $L = 154$ m.

Code	Unfiltered		Filtered	
	Minimum (kN)	Maximum (kN)	Minimum (kN)	Maximum (kN)
A1	-9.38E+04	2.65E+05	-9.38E+04	2.65E+05
A2	8.16E+04	9.48E+04	8.16E+04	9.48E+04
FD	8.22E+04	9.37E+04	8.22E+04	9.37E+04
L1	7.72E+04	9.38E+04	7.72E+04	9.38E+04
L3	8.24E+04	9.38E+04	8.24E+04	9.38E+04
L4	8.24E+04	9.38E+04	8.24E+04	9.38E+04
NF	—	—	—	—
NS	8.28E+04	9.44E+04	8.28E+04	9.43E+04

TASK 1/PITCH MOTION/MODEL 5613



Data identically zero, insufficient, or not available from NFA.

Figure E-169. Time history of F_z^{hst} for one period at amplitude = 3.75 deg, frequency = 0.2079 rad/s, $F_n = 0.3$ in the case of prescribed pitch motion of Model 5613 scaled to $L = 154$ m.

TASK 1/PITCH MOTION/MODEL 5613

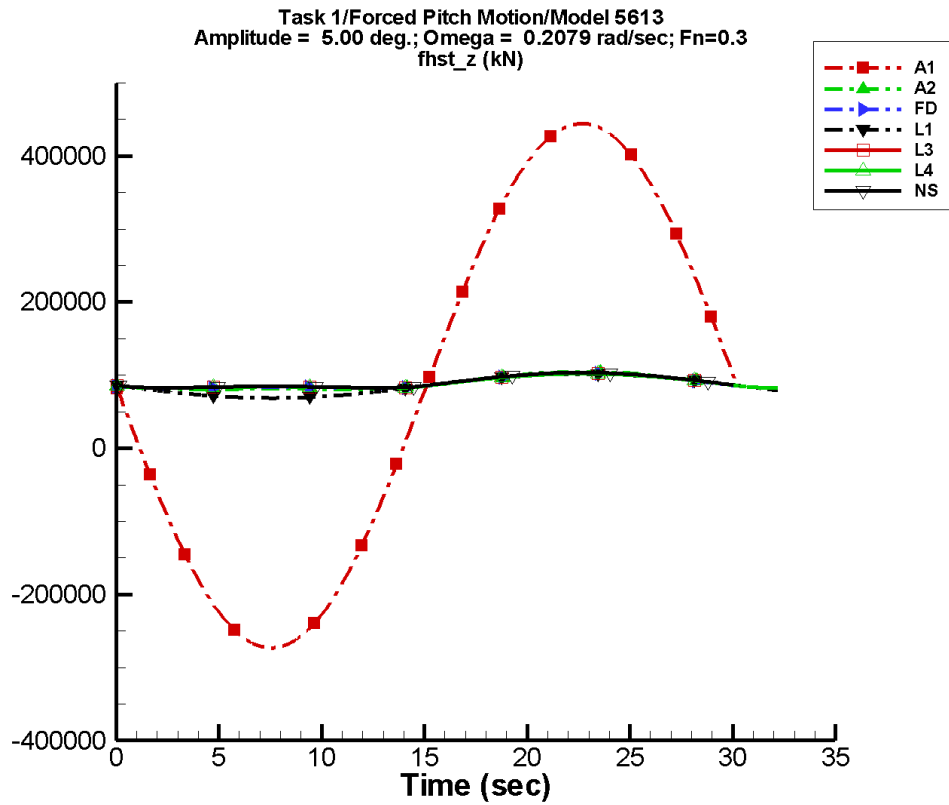
Table E-337. Coefficients of the Fourier fit $a_0 + a_1 \sin(\omega t + \Phi_1) + a_2 \sin(2\omega t + \Phi_2) + \dots$ of F_z^{hst} for one period at amplitude = 3.75 deg, frequency = 0.2079 rad/s, $F_n = 0.3$ in the case of prescribed pitch motion of Model 5613 scaled to $L = 154$ m.

Code	a_0 (kN)	a_1 (kN)	Φ_1 (deg)	a_2 (kN)	Φ_2 (deg)
A1	8.58E+04	2.69E+05	180	73.4	99
A2	8.80E+04	9.27E+03	179	1.97E+03	-92
FD	8.80E+04	8.07E+03	-179	2.63E+03	-88
L1	8.55E+04	1.24E+04	179	90.0	89
L3	8.81E+04	7.97E+03	180	2.59E+03	-92
L4	8.81E+04	7.97E+03	180	2.59E+03	-92
NF	—	—	—	—	—
NS	8.87E+04	8.20E+03	-180	2.59E+03	-90

Table E-338. Minimum and maximum of F_z^{hst} for one period at amplitude = 3.75 deg, frequency = 0.2079 rad/s, $F_n = 0.3$ in the case of prescribed pitch motion of Model 5613 scaled to $L = 154$ m.

Code	Unfiltered		Filtered	
	Minimum (kN)	Maximum (kN)	Minimum (kN)	Maximum (kN)
A1	-1.83E+05	3.55E+05	-1.83E+05	3.55E+05
A2	8.07E+04	9.91E+04	8.07E+04	9.91E+04
FD	8.22E+04	9.80E+04	8.22E+04	9.80E+04
L1	7.30E+04	9.78E+04	7.30E+04	9.78E+04
L3	8.24E+04	9.79E+04	8.24E+04	9.79E+04
L4	8.24E+04	9.79E+04	8.24E+04	9.79E+04
NF	—	—	—	—
NS	8.28E+04	9.89E+04	8.28E+04	9.88E+04

TASK 1/PITCH MOTION/MODEL 5613



Data identically zero, insufficient, or not available from NFA.

Figure E-170. Time history of F_z^{hst} for one period at amplitude = 5.00 deg, frequency = 0.2079 rad/s, $F_n = 0.3$ in the case of prescribed pitch motion of Model 5613 scaled to $L = 154$ m.

TASK 1/PITCH MOTION/MODEL 5613

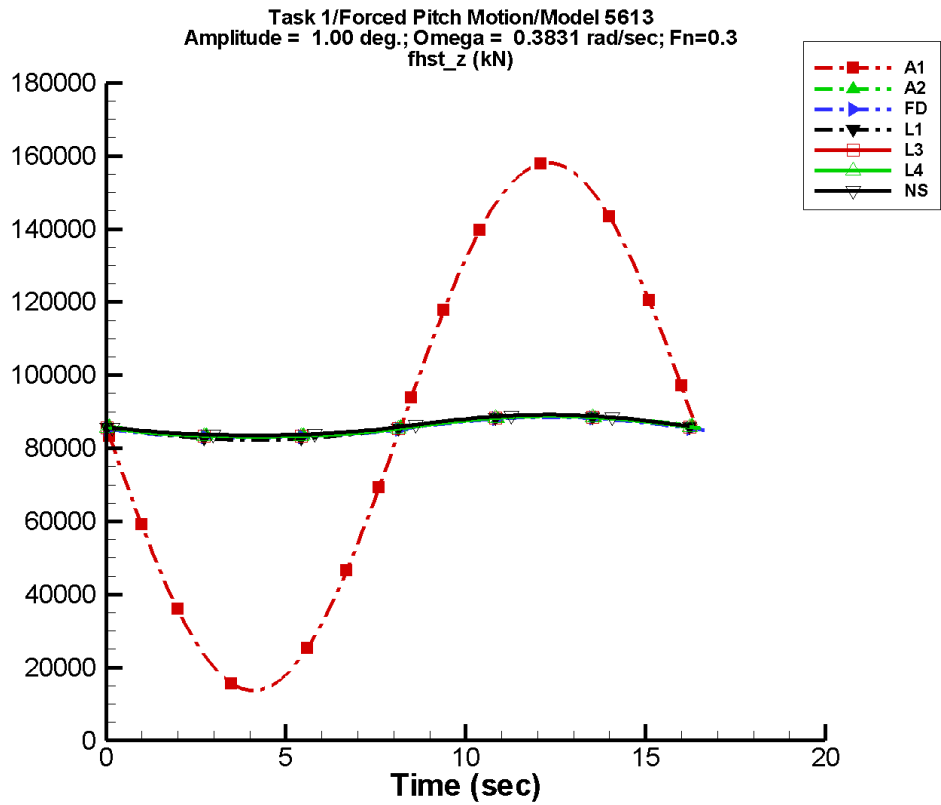
Table E-339. Coefficients of the Fourier fit $a_0 + a_1 \sin(\omega t + \Phi_1) + a_2 \sin(2\omega t + \Phi_2) + \dots$ of F_z^{hst} for one period at amplitude = 5.00 deg, frequency = 0.2079 rad/s, $F_n = 0.3$ in the case of prescribed pitch motion of Model 5613 scaled to $L = 154$ m.

Code	a_0 (kN)	a_1 (kN)	Φ_1 (deg)	a_2 (kN)	Φ_2 (deg)
A1	8.57E+04	3.59E+05	-180	121.	104
A2	8.96E+04	1.21E+04	179	3.61E+03	-93
FD	8.96E+04	9.76E+03	-179	4.05E+03	-89
L1	8.54E+04	1.65E+04	179	159.	89
L3	8.97E+04	9.57E+03	180	3.96E+03	-92
L4	8.97E+04	9.57E+03	180	3.96E+03	-92
NF	—	—	—	—	—
NS	9.04E+04	1.00E+04	180	4.02E+03	-90

Table E-340. Minimum and maximum of F_z^{hst} for one period at amplitude = 5.00 deg, frequency = 0.2079 rad/s, $F_n = 0.3$ in the case of prescribed pitch motion of Model 5613 scaled to $L = 154$ m.

Code	Unfiltered		Filtered	
	Minimum (kN)	Maximum (kN)	Minimum (kN)	Maximum (kN)
A1	-2.73E+05	4.44E+05	-2.73E+05	4.44E+05
A2	8.07E+04	1.05E+05	8.07E+04	1.05E+05
FD	8.22E+04	1.02E+05	8.22E+04	1.02E+05
L1	6.87E+04	1.02E+05	6.87E+04	1.02E+05
L3	8.24E+04	1.02E+05	8.24E+04	1.02E+05
L4	8.24E+04	1.02E+05	8.24E+04	1.02E+05
NF	—	—	—	—
NS	8.28E+04	1.04E+05	8.28E+04	1.04E+05

TASK 1/PITCH MOTION/MODEL 5613



Data identically zero, insufficient, or not available from NFA.

Figure E-171. Time history of F_z^{hst} for one period at amplitude = 1.00 deg, frequency = 0.3831 rad/s, $F_n = 0.3$ in the case of prescribed pitch motion of Model 5613 scaled to $L = 154$ m.

TASK 1/PITCH MOTION/MODEL 5613

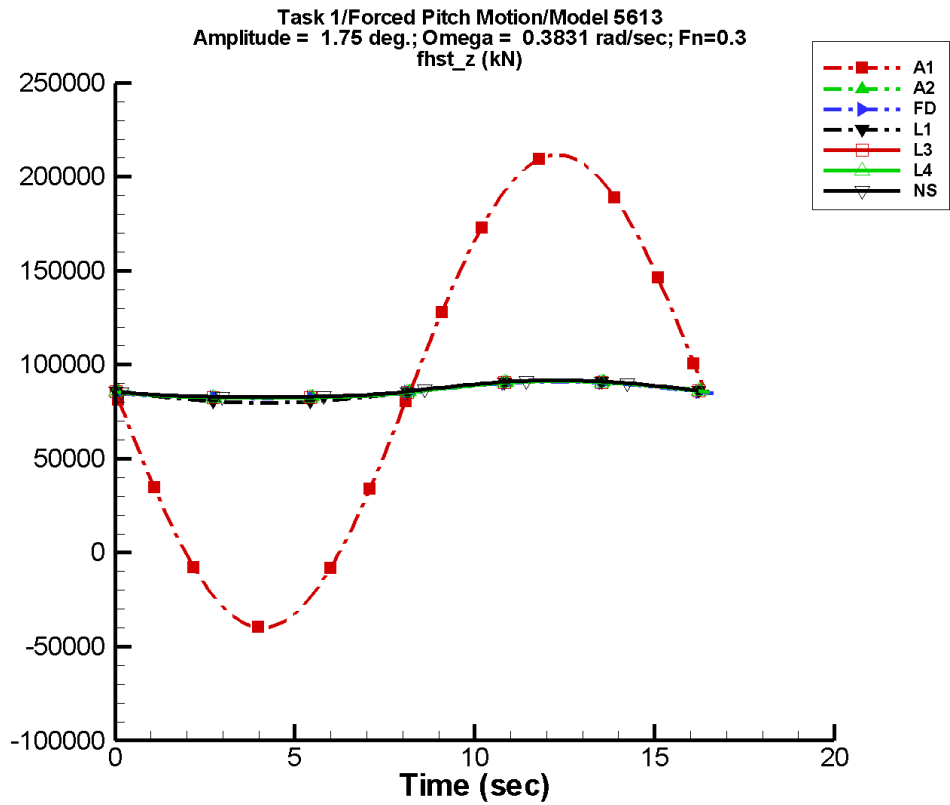
Table E-341. Coefficients of the Fourier fit $a_0 + a_1 \sin(\omega t + \Phi_1) + a_2 \sin(2\omega t + \Phi_2) + \dots$ of F_z^{hst} for one period at amplitude = 1.00 deg, frequency = 0.3831 rad/s, $F_n = 0.3$ in the case of prescribed pitch motion of Model 5613 scaled to $L = 154$ m.

Code	a_0 (kN)	a_1 (kN)	Φ_1 (deg)	a_2 (kN)	Φ_2 (deg)
A1	8.59E+04	7.22E+04	-180	6.19	92
A2	8.59E+04	2.78E+03	178	49.9	-114
FD	8.55E+04	2.89E+03	-180	265.	-89
L1	8.56E+04	3.31E+03	179	6.50	87
L3	8.57E+04	2.89E+03	179	258.	-90
L4	8.57E+04	2.89E+03	179	258.	-90
NF	—	—	—	—	—
NS	8.61E+04	2.88E+03	180	250.	-90

Table E-342. Minimum and maximum of F_z^{hst} for one period at amplitude = 1.00 deg, frequency = 0.3831 rad/s, $F_n = 0.3$ in the case of prescribed pitch motion of Model 5613 scaled to $L = 154$ m.

Code	Unfiltered		Filtered	
	Minimum (kN)	Maximum (kN)	Minimum (kN)	Maximum (kN)
A1	1.37E+04	1.58E+05	1.35E+04	1.58E+05
A2	8.33E+04	8.87E+04	8.33E+04	8.87E+04
FD	8.30E+04	8.86E+04	8.30E+04	8.86E+04
L1	8.22E+04	8.89E+04	8.22E+04	8.89E+04
L3	8.32E+04	8.88E+04	8.32E+04	8.88E+04
L4	8.32E+04	8.88E+04	8.32E+04	8.88E+04
NF	—	—	—	—
NS	8.36E+04	8.92E+04	8.36E+04	8.92E+04

TASK 1/PITCH MOTION/MODEL 5613



Data identically zero, insufficient, or not available from NFA.

Figure E-172. Time history of F_z^{hst} for one period at amplitude = 1.75 deg, frequency = 0.3831 rad/s, $F_n = 0.3$ in the case of prescribed pitch motion of Model 5613 scaled to $L = 154$ m.

TASK 1/PITCH MOTION/MODEL 5613

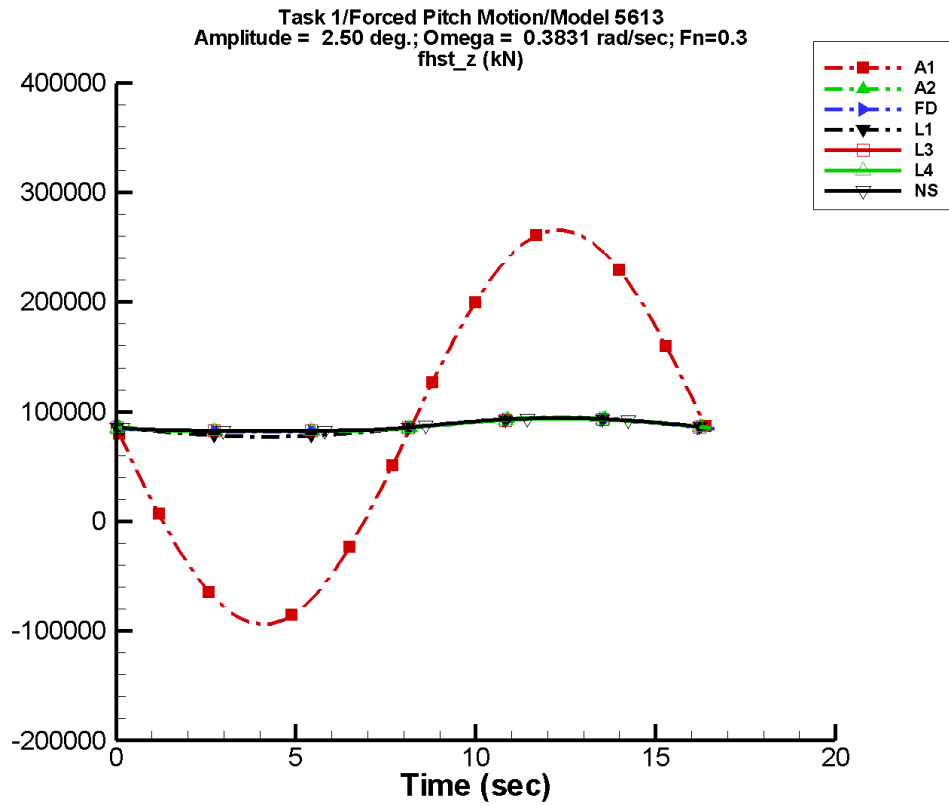
Table E-343. Coefficients of the Fourier fit $a_0 + a_1 \sin(\omega t + \Phi_1) + a_2 \sin(2\omega t + \Phi_2) + \dots$ of F_z^{hst} for one period at amplitude = 1.75 deg, frequency = 0.3831 rad/s, $F_n = 0.3$ in the case of prescribed pitch motion of Model 5613 scaled to $L = 154$ m.

Code	a_0 (kN)	a_1 (kN)	Φ_1 (deg)	a_2 (kN)	Φ_2 (deg)
A1	8.59E+04	1.26E+05	-180	17.9	94
A2	8.64E+04	4.49E+03	178	767.	-97
FD	8.60E+04	4.58E+03	-180	738.	-89
L1	8.55E+04	5.80E+03	179	19.9	87
L3	8.62E+04	4.56E+03	179	722.	-90
L4	8.62E+04	4.56E+03	179	722.	-90
NF	—	—	—	—	—
NS	8.66E+04	4.60E+03	-180	721.	-90

Table E-344. Minimum and maximum of F_z^{hst} for one period at amplitude = 1.75 deg, frequency = 0.3831 rad/s, $F_n = 0.3$ in the case of prescribed pitch motion of Model 5613 scaled to $L = 154$ m.

Code	Unfiltered		Filtered	
	Minimum (kN)	Maximum (kN)	Minimum (kN)	Maximum (kN)
A1	-3.99E+04	2.12E+05	-4.02E+04	2.11E+05
A2	8.19E+04	9.15E+04	8.28E+04	9.15E+04
FD	8.23E+04	9.11E+04	8.23E+04	9.11E+04
L1	7.97E+04	9.13E+04	7.97E+04	9.13E+04
L3	8.25E+04	9.13E+04	8.25E+04	9.13E+04
L4	8.25E+04	9.13E+04	8.25E+04	9.13E+04
NF	—	—	—	—
NS	8.29E+04	9.18E+04	8.29E+04	9.17E+04

TASK 1/PITCH MOTION/MODEL 5613



Data identically zero, insufficient, or not available from NFA.

Figure E-173. Time history of F_z^{hst} for one period at amplitude = 2.50 deg, frequency = 0.3831 rad/s, $F_n = 0.3$ in the case of prescribed pitch motion of Model 5613 scaled to $L = 154$ m.

TASK 1/PITCH MOTION/MODEL 5613

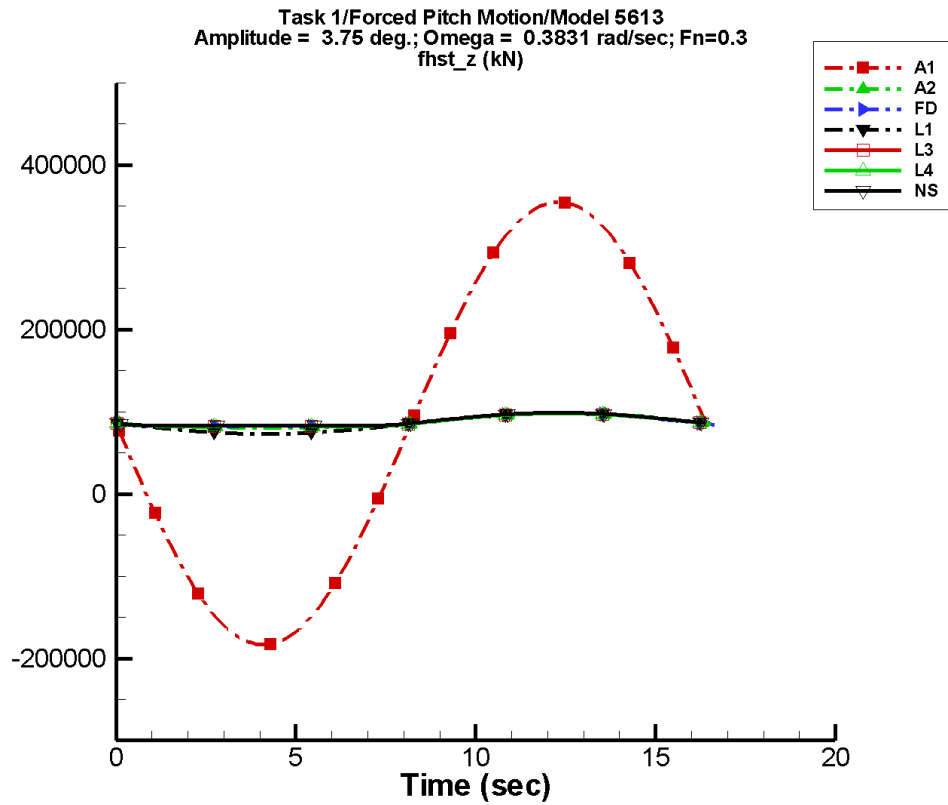
Table E-345. Coefficients of the Fourier fit $a_0 + a_1 \sin(\omega t + \Phi_1) + a_2 \sin(2\omega t + \Phi_2) + \dots$ of F_z^{hst} for one period at amplitude = 2.50 deg, frequency = 0.3831 rad/s, Fn = 0.3 in the case of prescribed pitch motion of Model 5613 scaled to L = 154 m.

Code	a_0 (kN)	a_1 (kN)	Φ_1 (deg)	a_2 (kN)	Φ_2 (deg)
A1	8.59E+04	1.80E+05	-180	34.7	96
A2	8.71E+04	6.58E+03	178	1.28E+03	-94
FD	8.66E+04	6.02E+03	-180	1.35E+03	-89
L1	8.55E+04	8.28E+03	179	40.6	87
L3	8.68E+04	5.97E+03	179	1.32E+03	-90
L4	8.68E+04	5.97E+03	179	1.32E+03	-90
NF	—	—	—	—	—
NS	8.73E+04	6.07E+03	-180	1.34E+03	-90

Table E-346. Minimum and maximum of F_z^{hst} for one period at amplitude = 2.50 deg, frequency = 0.3831 rad/s, Fn = 0.3 in the case of prescribed pitch motion of Model 5613 scaled to L = 154 m.

Code	Unfiltered		Filtered	
	Minimum (kN)	Maximum (kN)	Minimum (kN)	Maximum (kN)
A1	-9.38E+04	2.65E+05	-9.43E+04	2.65E+05
A2	8.16E+04	9.48E+04	8.16E+04	9.48E+04
FD	8.22E+04	9.37E+04	8.22E+04	9.36E+04
L1	7.72E+04	9.38E+04	7.72E+04	9.37E+04
L3	8.24E+04	9.38E+04	8.24E+04	9.38E+04
L4	8.24E+04	9.38E+04	8.24E+04	9.38E+04
NF	—	—	—	—
NS	8.28E+04	9.44E+04	8.28E+04	9.43E+04

TASK 1/PITCH MOTION/MODEL 5613



Data identically zero, insufficient, or not available from NFA.

Figure E-174. Time history of F_z^{hst} for one period at amplitude = 3.75 deg, frequency = 0.3831 rad/s, $F_n = 0.3$ in the case of prescribed pitch motion of Model 5613 scaled to $L = 154$ m.

TASK 1/PITCH MOTION/MODEL 5613

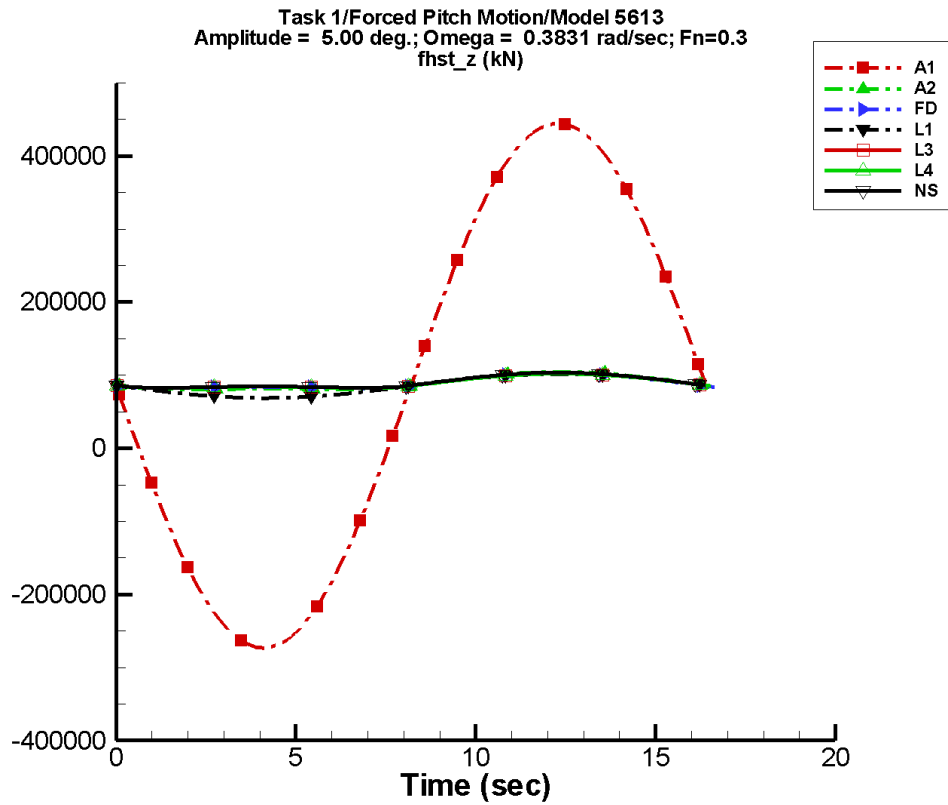
Table E-347. Coefficients of the Fourier fit $a_0 + a_1 \sin(\omega t + \Phi_1) + a_2 \sin(2\omega t + \Phi_2) + \dots$ of F_z^{hst} for one period at amplitude = 3.75 deg, frequency = 0.3831 rad/s, $F_n = 0.3$ in the case of prescribed pitch motion of Model 5613 scaled to $L = 154$ m.

Code	a_0 (kN)	a_1 (kN)	Φ_1 (deg)	a_2 (kN)	Φ_2 (deg)
A1	8.58E+04	2.69E+05	-180	71.7	100
A2	8.80E+04	9.27E+03	178	1.97E+03	-95
FD	8.80E+04	8.04E+03	-180	2.59E+03	-89
L1	8.55E+04	1.24E+04	179	91.1	87
L3	8.81E+04	7.92E+03	179	2.50E+03	-90
L4	8.81E+04	7.92E+03	179	2.50E+03	-90
NF	—	—	—	—	—
NS	8.87E+04	8.20E+03	180	2.59E+03	-90

Table E-348. Minimum and maximum of F_z^{hst} for one period at amplitude = 3.75 deg, frequency = 0.3831 rad/s, $F_n = 0.3$ in the case of prescribed pitch motion of Model 5613 scaled to $L = 154$ m.

Code	Unfiltered		Filtered	
	Minimum (kN)	Maximum (kN)	Minimum (kN)	Maximum (kN)
A1	-1.83E+05	3.55E+05	-1.84E+05	3.54E+05
A2	8.07E+04	9.91E+04	8.07E+04	9.90E+04
FD	8.22E+04	9.80E+04	8.22E+04	9.79E+04
L1	7.30E+04	9.78E+04	7.30E+04	9.78E+04
L3	8.24E+04	9.79E+04	8.24E+04	9.79E+04
L4	8.24E+04	9.79E+04	8.24E+04	9.79E+04
NF	—	—	—	—
NS	8.28E+04	9.89E+04	8.28E+04	9.88E+04

TASK 1/PITCH MOTION/MODEL 5613



Data identically zero, insufficient, or not available from NFA.

Figure E-175. Time history of F_z^{hst} for one period at amplitude = 5.00 deg, frequency = 0.3831 rad/s, $F_n = 0.3$ in the case of prescribed pitch motion of Model 5613 scaled to $L = 154$ m.

TASK 1/PITCH MOTION/MODEL 5613

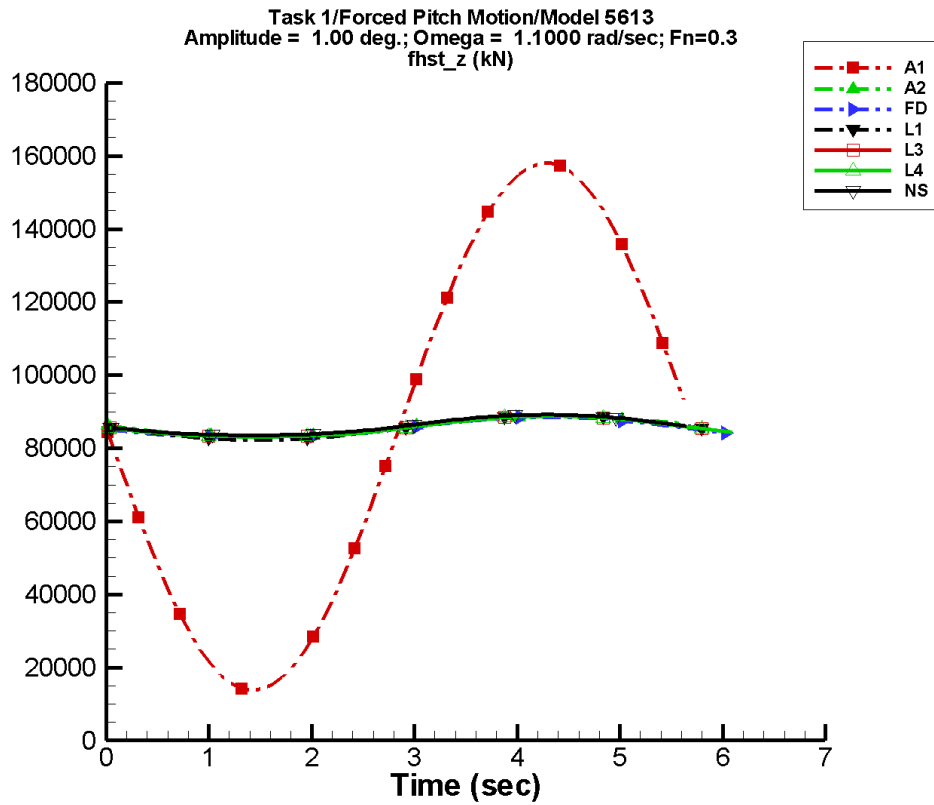
Table E-349. Coefficients of the Fourier fit $a_0 + a_1 \sin(\omega t + \Phi_1) + a_2 \sin(2\omega t + \Phi_2) + \dots$ of F_z^{hst} for one period at amplitude = 5.00 deg, frequency = 0.3831 rad/s, $F_n = 0.3$ in the case of prescribed pitch motion of Model 5613 scaled to $L = 154$ m.

Code	a_0 (kN)	a_1 (kN)	Φ_1 (deg)	a_2 (kN)	Φ_2 (deg)
A1	8.57E+04	3.59E+05	-180	117.	104
A2	8.96E+04	1.21E+04	178	3.62E+03	-95
FD	8.96E+04	9.73E+03	-179	3.99E+03	-89
L1	8.54E+04	1.65E+04	179	162.	87
L3	8.96E+04	9.50E+03	180	3.84E+03	-91
L4	8.96E+04	9.50E+03	180	3.84E+03	-91
NF	—	—	—	—	—
NS	9.04E+04	1.00E+04	180	4.02E+03	-90

Table E-350. Minimum and maximum of F_z^{hst} for one period at amplitude = 5.00 deg, frequency = 0.3831 rad/s, $F_n = 0.3$ in the case of prescribed pitch motion of Model 5613 scaled to $L = 154$ m.

Code	Unfiltered		Filtered	
	Minimum (kN)	Maximum (kN)	Minimum (kN)	Maximum (kN)
A1	-2.73E+05	4.44E+05	-2.74E+05	4.43E+05
A2	8.07E+04	1.05E+05	8.07E+04	1.05E+05
FD	8.22E+04	1.02E+05	8.22E+04	1.02E+05
L1	6.87E+04	1.02E+05	6.88E+04	1.02E+05
L3	8.24E+04	1.02E+05	8.24E+04	1.02E+05
L4	8.24E+04	1.02E+05	8.24E+04	1.02E+05
NF	—	—	—	—
NS	8.28E+04	1.04E+05	8.28E+04	1.04E+05

TASK 1/PITCH MOTION/MODEL 5613



Data identically zero, insufficient, or not available from NFA.

Figure E-176. Time history of F_z^{hst} for one period at amplitude = 1.00 deg, frequency = 1.1000 rad/s, $F_n = 0.3$ in the case of prescribed pitch motion of Model 5613 scaled to $L = 154$ m.

TASK 1/PITCH MOTION/MODEL 5613

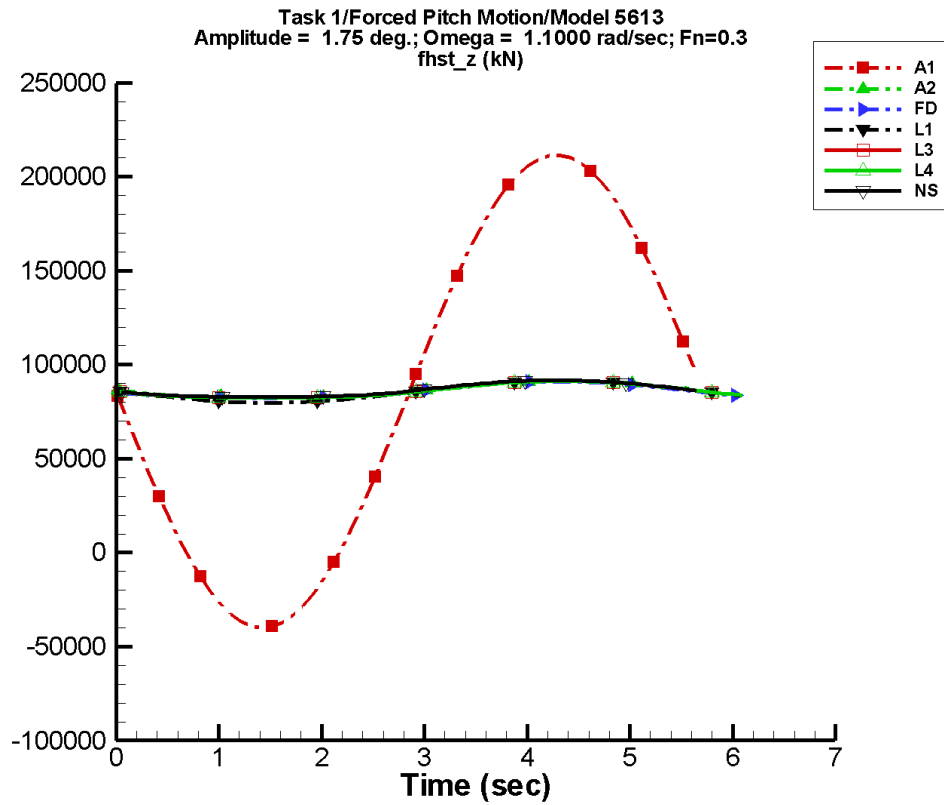
Table E-351. Coefficients of the Fourier fit $a_0 + a_1 \sin(\omega t + \Phi_1) + a_2 \sin(2\omega t + \Phi_2) + \dots$ of F_z^{hst} for one period at amplitude = 1.00 deg, frequency = 1.1000 rad/s, $F_n = 0.3$ in the case of prescribed pitch motion of Model 5613 scaled to $L = 154$ m.

Code	a_0 (kN)	a_1 (kN)	Φ_1 (deg)	a_2 (kN)	Φ_2 (deg)
A1	8.59E+04	7.22E+04	180	6.26	93
A2	8.59E+04	2.78E+03	174	41.3	-130
FD	8.55E+04	2.89E+03	-180	279.	-90
L1	8.56E+04	3.31E+03	176	6.48	82
L3	8.57E+04	2.89E+03	176	274.	-98
L4	8.57E+04	2.89E+03	176	274.	-98
NF	—	—	—	—	—
NS	8.61E+04	2.88E+03	180	250.	-90

Table E-352. Minimum and maximum of F_z^{hst} for one period at amplitude = 1.00 deg, frequency = 1.1000 rad/s, $F_n = 0.3$ in the case of prescribed pitch motion of Model 5613 scaled to $L = 154$ m.

Code	Unfiltered		Filtered	
	Minimum (kN)	Maximum (kN)	Minimum (kN)	Maximum (kN)
A1	1.37E+04	1.58E+05	1.55E+04	1.56E+05
A2	8.33E+04	8.87E+04	8.33E+04	8.86E+04
FD	8.30E+04	8.86E+04	8.30E+04	8.85E+04
L1	8.22E+04	8.89E+04	8.23E+04	8.88E+04
L3	8.32E+04	8.88E+04	8.32E+04	8.88E+04
L4	8.32E+04	8.88E+04	8.32E+04	8.88E+04
NF	—	—	—	—
NS	8.36E+04	8.92E+04	8.36E+04	8.92E+04

TASK 1/PITCH MOTION/MODEL 5613



Data identically zero, insufficient, or not available from NFA.

Figure E-177. Time history of F_z^{hst} for one period at amplitude = 1.75 deg, frequency = 1.1000 rad/s, $F_n = 0.3$ in the case of prescribed pitch motion of Model 5613 scaled to $L = 154$ m.

TASK 1/PITCH MOTION/MODEL 5613

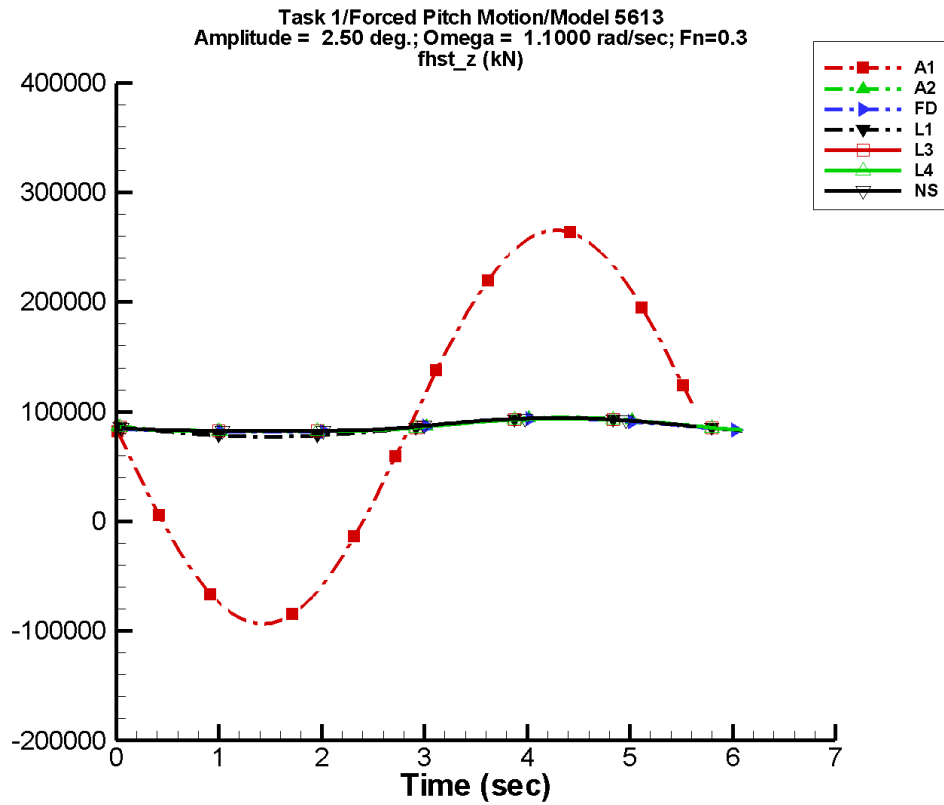
Table E-353. Coefficients of the Fourier fit $a_0 + a_1 \sin(\omega t + \Phi_1) + a_2 \sin(2\omega t + \Phi_2) + \dots$ of F_z^{hst} for one period at amplitude = 1.75 deg, frequency = 1.1000 rad/s, $F_n = 0.3$ in the case of prescribed pitch motion of Model 5613 scaled to $L = 154$ m.

Code	a_0 (kN)	a_1 (kN)	Φ_1 (deg)	a_2 (kN)	Φ_2 (deg)
A1	8.59E+04	1.26E+05	180	18.2	94
A2	8.64E+04	4.48E+03	174	762.	-104
FD	8.60E+04	4.59E+03	-180	775.	-90
L1	8.55E+04	5.79E+03	176	19.8	82
L3	8.62E+04	4.57E+03	176	764.	-98
L4	8.62E+04	4.57E+03	176	764.	-98
NF	—	—	—	—	—
NS	8.66E+04	4.60E+03	-180	721.	-90

Table E-354. Minimum and maximum of F_z^{hst} for one period at amplitude = 1.75 deg, frequency = 1.1000 rad/s, $F_n = 0.3$ in the case of prescribed pitch motion of Model 5613 scaled to $L = 154$ m.

Code	Unfiltered		Filtered	
	Minimum (kN)	Maximum (kN)	Minimum (kN)	Maximum (kN)
A1	-3.99E+04	2.12E+05	-3.68E+04	2.08E+05
A2	8.28E+04	9.15E+04	8.29E+04	9.13E+04
FD	8.23E+04	9.11E+04	8.23E+04	9.09E+04
L1	7.97E+04	9.13E+04	7.98E+04	9.13E+04
L3	8.25E+04	9.13E+04	8.25E+04	9.12E+04
L4	8.25E+04	9.13E+04	8.25E+04	9.12E+04
NF	—	—	—	—
NS	8.29E+04	9.18E+04	8.29E+04	9.17E+04

TASK 1/PITCH MOTION/MODEL 5613



Data identically zero, insufficient, or not available from NFA.

Figure E-178. Time history of F_z^{hst} for one period at amplitude = 2.50 deg, frequency = 1.1000 rad/s, $F_n = 0.3$ in the case of prescribed pitch motion of Model 5613 scaled to $L = 154$ m.

TASK 1/PITCH MOTION/MODEL 5613

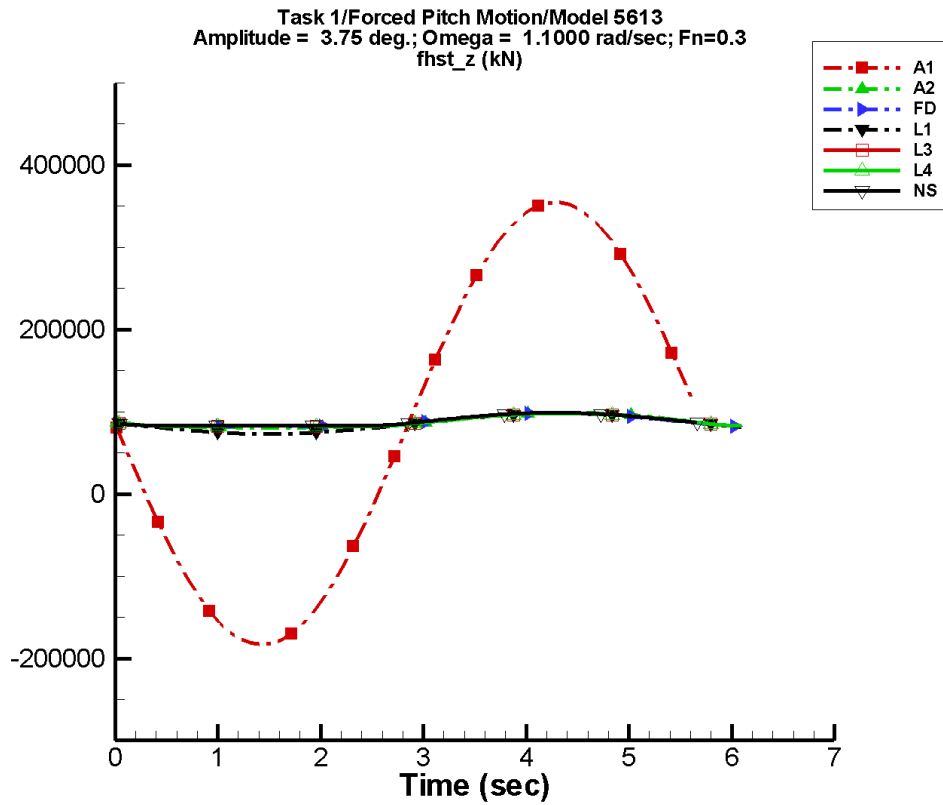
Table E-355. Coefficients of the Fourier fit $a_0 + a_1 \sin(\omega t + \Phi_1) + a_2 \sin(2\omega t + \Phi_2) + \dots$ of F_z^{hst} for one period at amplitude = 2.50 deg, frequency = 1.1000 rad/s, $F_n = 0.3$ in the case of prescribed pitch motion of Model 5613 scaled to $L = 154$ m.

Code	a_0 (kN)	a_1 (kN)	Φ_1 (deg)	a_2 (kN)	Φ_2 (deg)
A1	8.59E+04	1.80E+05	180	35.8	96
A2	8.71E+04	6.57E+03	174	1.28E+03	-102
FD	8.66E+04	6.03E+03	-180	1.42E+03	-90
L1	8.55E+04	8.27E+03	176	40.2	82
L3	8.68E+04	6.00E+03	176	1.39E+03	-98
L4	8.68E+04	6.00E+03	176	1.39E+03	-98
NF	—	—	—	—	—
NS	8.73E+04	6.07E+03	-180	1.34E+03	-90

Table E-356. Minimum and maximum of F_z^{hst} for one period at amplitude = 2.50 deg, frequency = 1.1000 rad/s, $F_n = 0.3$ in the case of prescribed pitch motion of Model 5613 scaled to $L = 154$ m.

Code	Unfiltered		Filtered	
	Minimum (kN)	Maximum (kN)	Minimum (kN)	Maximum (kN)
A1	-9.38E+04	2.65E+05	-8.95E+04	2.60E+05
A2	8.16E+04	9.48E+04	8.17E+04	9.46E+04
FD	8.22E+04	9.37E+04	8.22E+04	9.34E+04
L1	7.72E+04	9.38E+04	7.73E+04	9.37E+04
L3	8.24E+04	9.38E+04	8.24E+04	9.37E+04
L4	8.24E+04	9.38E+04	8.24E+04	9.37E+04
NF	—	—	—	—
NS	8.28E+04	9.44E+04	8.28E+04	9.43E+04

TASK 1/PITCH MOTION/MODEL 5613



Data identically zero, insufficient, or not available from NFA.

Figure E-179. Time history of F_z^{hst} for one period at amplitude = 3.75 deg, frequency = 1.1000 rad/s, $F_n = 0.3$ in the case of prescribed pitch motion of Model 5613 scaled to $L = 154$ m.

TASK 1/PITCH MOTION/MODEL 5613

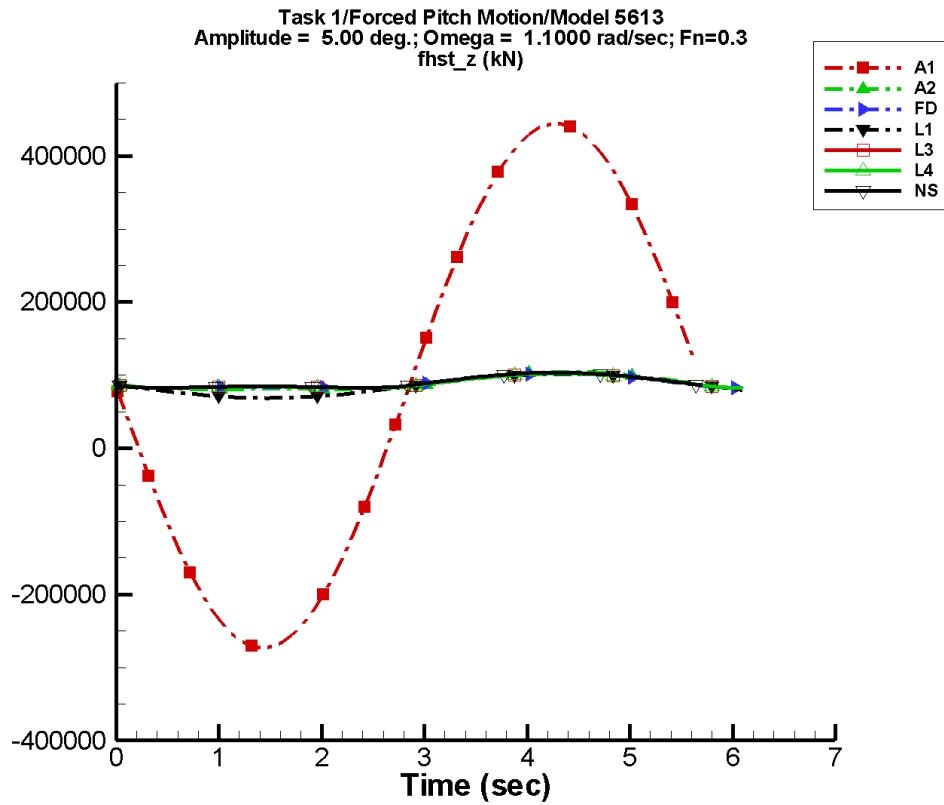
Table E-357. Coefficients of the Fourier fit $a_0 + a_1 \sin(\omega t + \Phi_1) + a_2 \sin(2\omega t + \Phi_2) + \dots$ of F_z^{hst} for one period at amplitude = 3.75 deg, frequency = 1.1000 rad/s, $F_n = 0.3$ in the case of prescribed pitch motion of Model 5613 scaled to $L = 154$ m.

Code	a_0 (kN)	a_1 (kN)	Φ_1 (deg)	a_2 (kN)	Φ_2 (deg)
A1	8.58E+04	2.69E+05	180	74.9	99
A2	8.80E+04	9.28E+03	174	1.96E+03	-103
FD	8.80E+04	8.07E+03	-180	2.70E+03	-90
L1	8.55E+04	1.24E+04	176	89.9	82
L3	8.81E+04	7.98E+03	176	2.63E+03	-98
L4	8.81E+04	7.98E+03	176	2.63E+03	-98
NF	—	—	—	—	—
NS	8.87E+04	8.20E+03	180	2.59E+03	-90

Table E-358. Minimum and maximum of F_z^{hst} for one period at amplitude = 3.75 deg, frequency = 1.1000 rad/s, $F_n = 0.3$ in the case of prescribed pitch motion of Model 5613 scaled to $L = 154$ m.

Code	Unfiltered		Filtered	
	Minimum (kN)	Maximum (kN)	Minimum (kN)	Maximum (kN)
A1	-1.83E+05	3.55E+05	-1.77E+05	3.46E+05
A2	8.07E+04	9.91E+04	8.08E+04	9.84E+04
FD	8.22E+04	9.80E+04	8.23E+04	9.76E+04
L1	7.30E+04	9.78E+04	7.31E+04	9.76E+04
L3	8.24E+04	9.79E+04	8.24E+04	9.78E+04
L4	8.24E+04	9.79E+04	8.24E+04	9.78E+04
NF	—	—	—	—
NS	8.28E+04	9.89E+04	8.28E+04	9.88E+04

TASK 1/PITCH MOTION/MODEL 5613



Data identically zero, insufficient, or not available from NFA.

Figure E-180. Time history of F_z^{hst} for one period at amplitude = 5.00 deg, frequency = 1.1000 rad/s, $F_n = 0.3$ in the case of prescribed pitch motion of Model 5613 scaled to $L = 154$ m.

TASK 1/PITCH MOTION/MODEL 5613

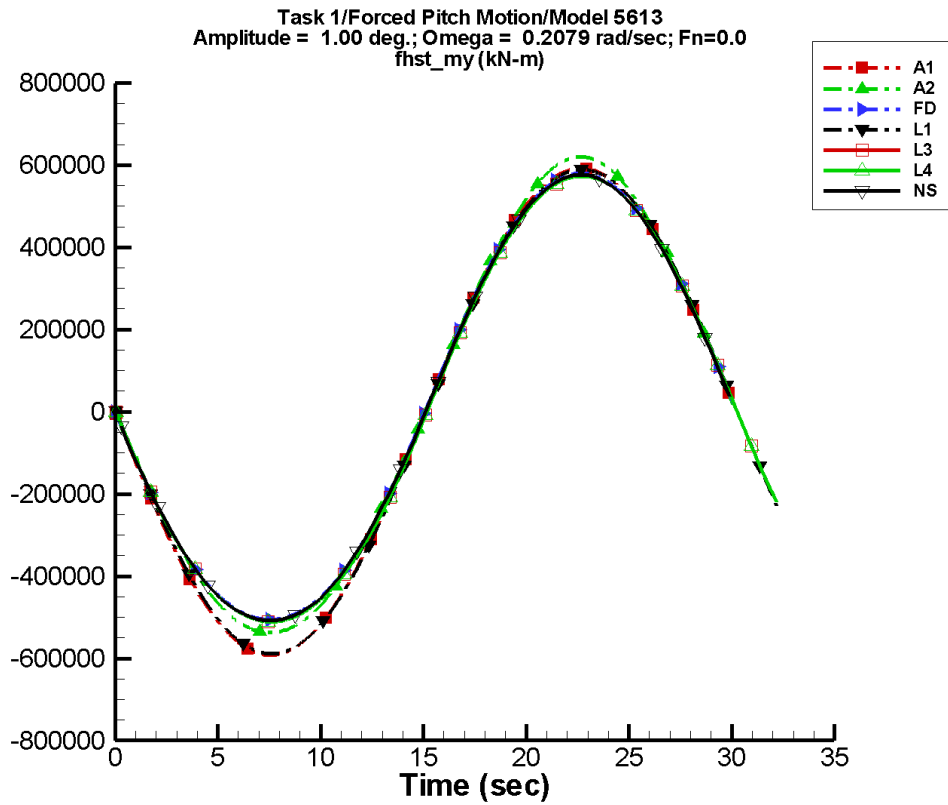
Table E-359. Coefficients of the Fourier fit $a_0 + a_1 \sin(\omega t + \Phi_1) + a_2 \sin(2\omega t + \Phi_2) + \dots$ of F_z^{hst} for one period at amplitude = 5.00 deg, frequency = 1.1000 rad/s, $F_n = 0.3$ in the case of prescribed pitch motion of Model 5613 scaled to $L = 154$ m.

Code	a_0 (kN)	a_1 (kN)	Φ_1 (deg)	a_2 (kN)	Φ_2 (deg)
A1	8.57E+04	3.59E+05	180	124.	103
A2	8.96E+04	1.21E+04	174	3.60E+03	-104
FD	8.96E+04	9.77E+03	-180	4.15E+03	-90
L1	8.54E+04	1.65E+04	176	159.	82
L3	8.96E+04	9.58E+03	176	4.02E+03	-98
L4	8.96E+04	9.58E+03	176	4.02E+03	-98
NF	—	—	—	—	—
NS	9.04E+04	1.00E+04	180	4.02E+03	-90

Table E-360. Minimum and maximum of F_z^{hst} for one period at amplitude = 5.00 deg, frequency = 1.1000 rad/s, $F_n = 0.3$ in the case of prescribed pitch motion of Model 5613 scaled to $L = 154$ m.

Code	Unfiltered		Filtered	
	Minimum (kN)	Maximum (kN)	Minimum (kN)	Maximum (kN)
A1	-2.73E+05	4.44E+05	-2.64E+05	4.33E+05
A2	8.07E+04	1.05E+05	8.09E+04	1.04E+05
FD	8.22E+04	1.02E+05	8.26E+04	1.02E+05
L1	6.87E+04	1.02E+05	6.89E+04	1.02E+05
L3	8.24E+04	1.02E+05	8.25E+04	1.02E+05
L4	8.24E+04	1.02E+05	8.25E+04	1.02E+05
NF	—	—	—	—
NS	8.28E+04	1.04E+05	8.28E+04	1.04E+05

TASK 1/PITCH MOTION/MODEL 5613



Data identically zero, insufficient, or not available from AEGIR-1 and NFA.

Figure E-181. Time history of M_y^{hst} for one period at amplitude = 1.00 deg, frequency = 0.2079 rad/s, $F_n = 0.0$ in the case of prescribed pitch motion of Model 5613 scaled to $L = 154$ m.

TASK 1/PITCH MOTION/MODEL 5613

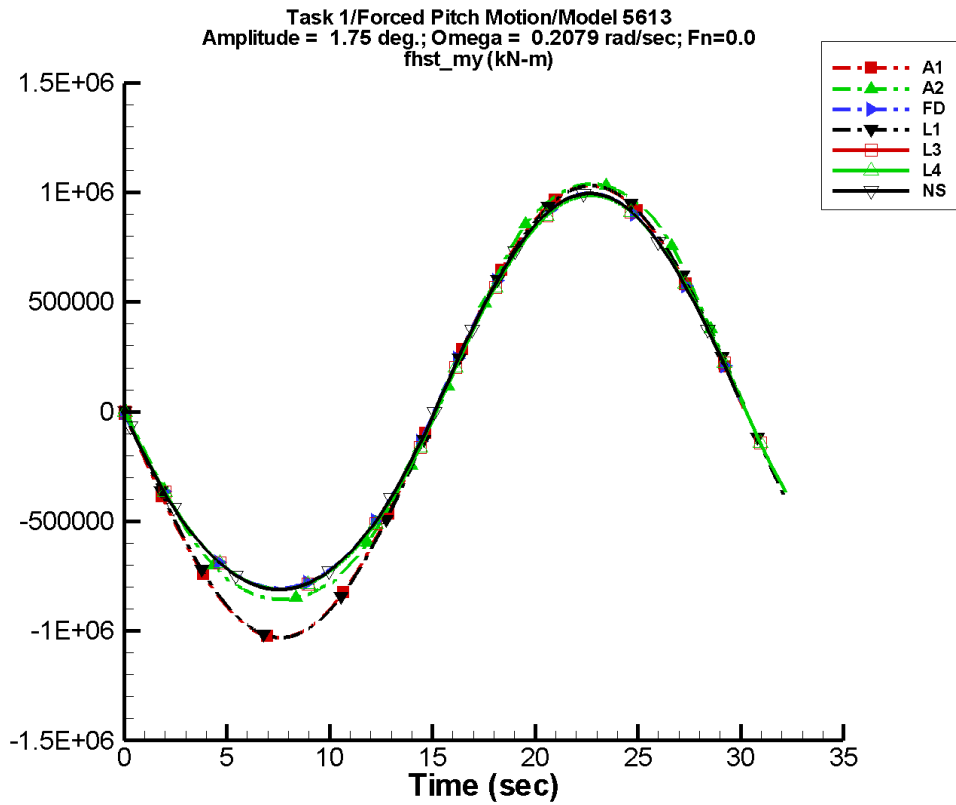
Table E-361. Coefficients of the Fourier fit $a_0 + a_1 \sin(\omega t + \Phi_1) + a_2 \sin(2\omega t + \Phi_2) + \dots$ of M_y^{hst} for one period at amplitude = 1.00 deg, frequency = 0.2079 rad/s, $F_n = 0.0$ in the case of prescribed pitch motion of Model 5613 scaled to $L = 154$ m.

Code	a_0 (kN-m)	a_1 (kN-m)	Φ_1 (deg)	a_2 (kN-m)	Φ_2 (deg)
A1	—	—	—	—	—
A2	2.16E+04	5.75E+05	180	1.90E+04	-89
FD	2.02E+04	5.50E+05	-180	1.81E+04	-88
L1	2.15E-02	5.89E+05	179	9.85E-02	107
L3	1.39E+04	5.49E+05	179	1.87E+04	-92
L4	1.39E+04	5.49E+05	179	1.87E+04	-92
NF	—	—	—	—	—
NS	1.73E+04	5.48E+05	180	1.67E+04	-90

Table E-362. Minimum and maximum of M_y^{hst} for one period at amplitude = 1.00 deg, frequency = 0.2079 rad/s, $F_n = 0.0$ in the case of prescribed pitch motion of Model 5613 scaled to $L = 154$ m.

Code	Unfiltered		Filtered	
	Minimum (kN-m)	Maximum (kN-m)	Minimum (kN-m)	Maximum (kN-m)
A1	—	—	—	—
A2	-5.37E+05	6.20E+05	-5.38E+05	6.19E+05
FD	-5.06E+05	5.80E+05	-5.05E+05	5.80E+05
L1	-5.89E+05	5.89E+05	-5.89E+05	5.89E+05
L3	-5.11E+05	5.73E+05	-5.11E+05	5.73E+05
L4	-5.11E+05	5.73E+05	-5.11E+05	5.73E+05
NF	—	—	—	—
NS	-5.08E+05	5.76E+05	-5.04E+05	5.70E+05

TASK 1/PITCH MOTION/MODEL 5613



Data identically zero, insufficient, or not available from AEGIR-1 and NFA.

Figure E-182. Time history of M_y^{hst} for one period at amplitude = 1.75 deg, frequency = 0.2079 rad/s, $F_n = 0.0$ in the case of prescribed pitch motion of Model 5613 scaled to $L = 154$ m.

TASK 1/PITCH MOTION/MODEL 5613

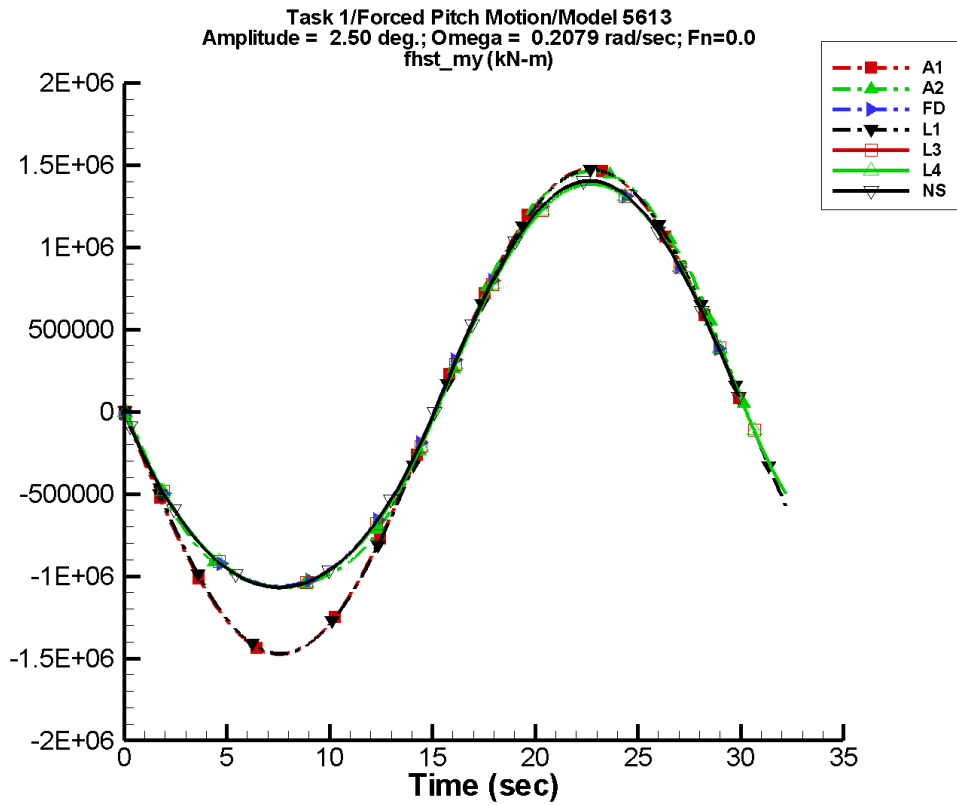
Table E-363. Coefficients of the Fourier fit $a_0 + a_1 \sin(\omega t + \Phi_1) + a_2 \sin(2\omega t + \Phi_2) + \dots$ of M_y^{hst} for one period at amplitude = 1.75 deg, frequency = 0.2079 rad/s, $F_n = 0.0$ in the case of prescribed pitch motion of Model 5613 scaled to $L = 154$ m.

Code	a_0 (kN-m)	a_1 (kN-m)	Φ_1 (deg)	a_2 (kN-m)	Φ_2 (deg)
A1	—	—	—	—	—
A2	5.25E+04	9.73E+05	179	4.75E+04	-94
FD	5.06E+04	9.18E+05	-180	4.91E+04	-88
L1	-2.23	1.03E+06	179	0.132	35
L3	4.37E+04	9.15E+05	179	5.04E+04	-92
L4	4.37E+04	9.15E+05	179	5.04E+04	-92
NF	—	—	—	—	—
NS	4.88E+04	9.18E+05	180	4.63E+04	-90

Table E-364. Minimum and maximum of M_y^{hst} for one period at amplitude = 1.75 deg, frequency = 0.2079 rad/s, $F_n = 0.0$ in the case of prescribed pitch motion of Model 5613 scaled to $L = 154$ m.

Code	Unfiltered		Filtered	
	Minimum (kN-m)	Maximum (kN-m)	Minimum (kN-m)	Maximum (kN-m)
A1	—	—	—	—
A2	-8.56E+05	1.04E+06	-8.56E+05	1.04E+06
FD	-8.05E+05	9.97E+05	-8.04E+05	9.96E+05
L1	-1.03E+06	1.03E+06	-1.03E+06	1.03E+06
L3	-8.10E+05	9.86E+05	-8.09E+05	9.86E+05
L4	-8.10E+05	9.86E+05	-8.09E+05	9.86E+05
NF	—	—	—	—
NS	-8.11E+05	9.96E+05	-8.04E+05	9.86E+05

TASK 1/PITCH MOTION/MODEL 5613



Data identically zero, insufficient, or not available from AEGIR-1 and NFA.

Figure E-183. Time history of M_y^{hst} for one period at amplitude = 2.50 deg, frequency = 0.2079 rad/s, $F_n = 0.0$ in the case of prescribed pitch motion of Model 5613 scaled to $L = 154$ m.

TASK 1/PITCH MOTION/MODEL 5613

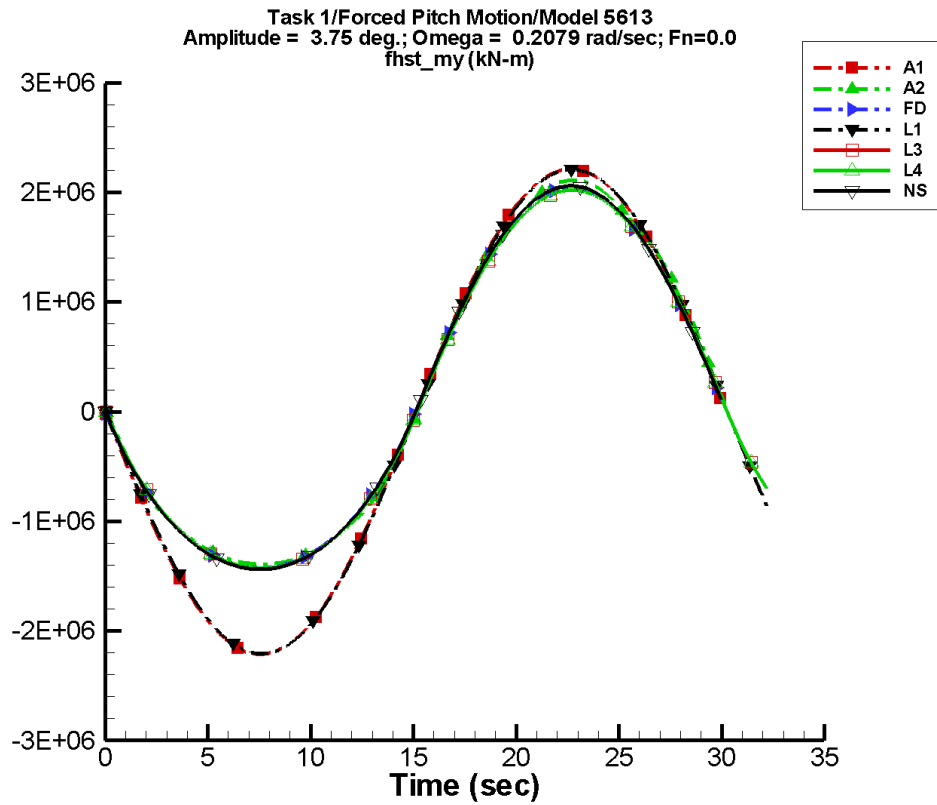
Table E-365. Coefficients of the Fourier fit $a_0 + a_1 \sin(\omega t + \Phi_1) + a_2 \sin(2\omega t + \Phi_2) + \dots$ of M_y^{hst} for one period at amplitude = 2.50 deg, frequency = 0.2079 rad/s, $F_n = 0.0$ in the case of prescribed pitch motion of Model 5613 scaled to $L = 154$ m.

Code	a_0 (kN-m)	a_1 (kN-m)	Φ_1 (deg)	a_2 (kN-m)	Φ_2 (deg)
A1	—	—	—	—	—
A2	1.02E+05	1.31E+06	179	1.04E+05	-95
FD	8.99E+04	1.26E+06	-180	8.70E+04	-87
L1	-0.154	1.47E+06	179	0.285	61
L3	8.21E+04	1.25E+06	179	8.87E+04	-92
L4	8.21E+04	1.25E+06	179	8.87E+04	-92
NF	—	—	—	—	—
NS	8.95E+04	1.26E+06	-180	8.28E+04	-90

Table E-366. Minimum and maximum of M_y^{hst} for one period at amplitude = 2.50 deg, frequency = 0.2079 rad/s, $F_n = 0.0$ in the case of prescribed pitch motion of Model 5613 scaled to $L = 154$ m.

Code	Unfiltered		Filtered	
	Minimum (kN-m)	Maximum (kN-m)	Minimum (kN-m)	Maximum (kN-m)
A1	—	—	—	—
A2	-1.07E+06	1.46E+06	-1.07E+06	1.46E+06
FD	-1.06E+06	1.40E+06	-1.06E+06	1.40E+06
L1	-1.47E+06	1.47E+06	-1.47E+06	1.47E+06
L3	-1.07E+06	1.38E+06	-1.07E+06	1.38E+06
L4	-1.07E+06	1.38E+06	-1.07E+06	1.38E+06
NF	—	—	—	—
NS	-1.07E+06	1.40E+06	-1.06E+06	1.39E+06

TASK 1/PITCH MOTION/MODEL 5613



Data identically zero, insufficient, or not available from AEGIR-1 and NFA.

Figure E-184. Time history of M_y^{hst} for one period at amplitude = 3.75 deg, frequency = 0.2079 rad/s, $F_n = 0.0$ in the case of prescribed pitch motion of Model 5613 scaled to $L = 154$ m.

TASK 1/PITCH MOTION/MODEL 5613

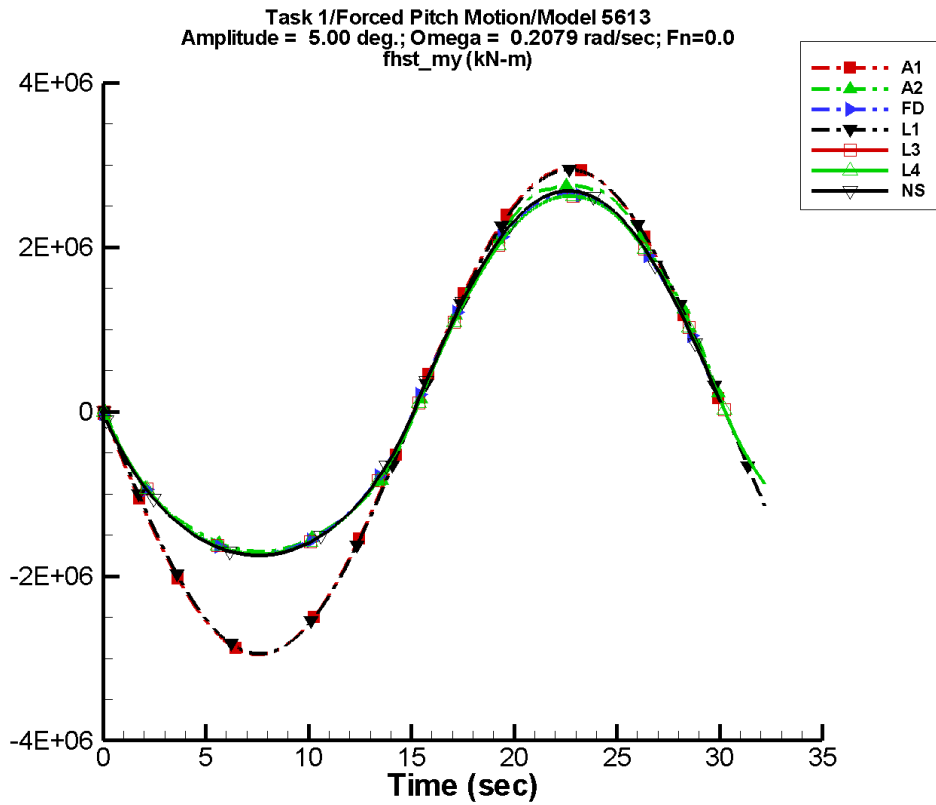
Table E-367. Coefficients of the Fourier fit $a_0 + a_1 \sin(\omega t + \Phi_1) + a_2 \sin(2\omega t + \Phi_2) + \dots$ of M_y^{hst} for one period at amplitude = 3.75 deg, frequency = 0.2079 rad/s, $F_n = 0.0$ in the case of prescribed pitch motion of Model 5613 scaled to $L = 154$ m.

Code	a_0 (kN-m)	a_1 (kN-m)	Φ_1 (deg)	a_2 (kN-m)	Φ_2 (deg)
A1	—	—	—	—	—
A2	1.88E+05	1.81E+06	179	1.85E+05	-94
FD	1.67E+05	1.78E+06	-180	1.58E+05	-87
L1	-4.21	2.21E+06	179	0.441	88
L3	1.58E+05	1.78E+06	179	1.61E+05	-92
L4	1.58E+05	1.78E+06	179	1.61E+05	-92
NF	—	—	—	—	—
NS	1.70E+05	1.80E+06	180	1.52E+05	-90

Table E-368. Minimum and maximum of M_y^{hst} for one period at amplitude = 3.75 deg, frequency = 0.2079 rad/s, $F_n = 0.0$ in the case of prescribed pitch motion of Model 5613 scaled to $L = 154$ m.

Code	Unfiltered		Filtered	
	Minimum (kN-m)	Maximum (kN-m)	Minimum (kN-m)	Maximum (kN-m)
A1	—	—	—	—
A2	-1.39E+06	2.11E+06	-1.39E+06	2.11E+06
FD	-1.42E+06	2.04E+06	-1.42E+06	2.04E+06
L1	-2.21E+06	2.21E+06	-2.21E+06	2.21E+06
L3	-1.43E+06	2.02E+06	-1.43E+06	2.02E+06
L4	-1.43E+06	2.02E+06	-1.43E+06	2.02E+06
NF	—	—	—	—
NS	-1.44E+06	2.06E+06	-1.43E+06	2.05E+06

TASK 1/PITCH MOTION/MODEL 5613



Data identically zero, insufficient, or not available from AEGIR-1 and NFA.

Figure E-185. Time history of M_y^{hst} for one period at amplitude = 5.00 deg, frequency = 0.2079 rad/s, $F_n = 0.0$ in the case of prescribed pitch motion of Model 5613 scaled to $L = 154$ m.

TASK 1/PITCH MOTION/MODEL 5613

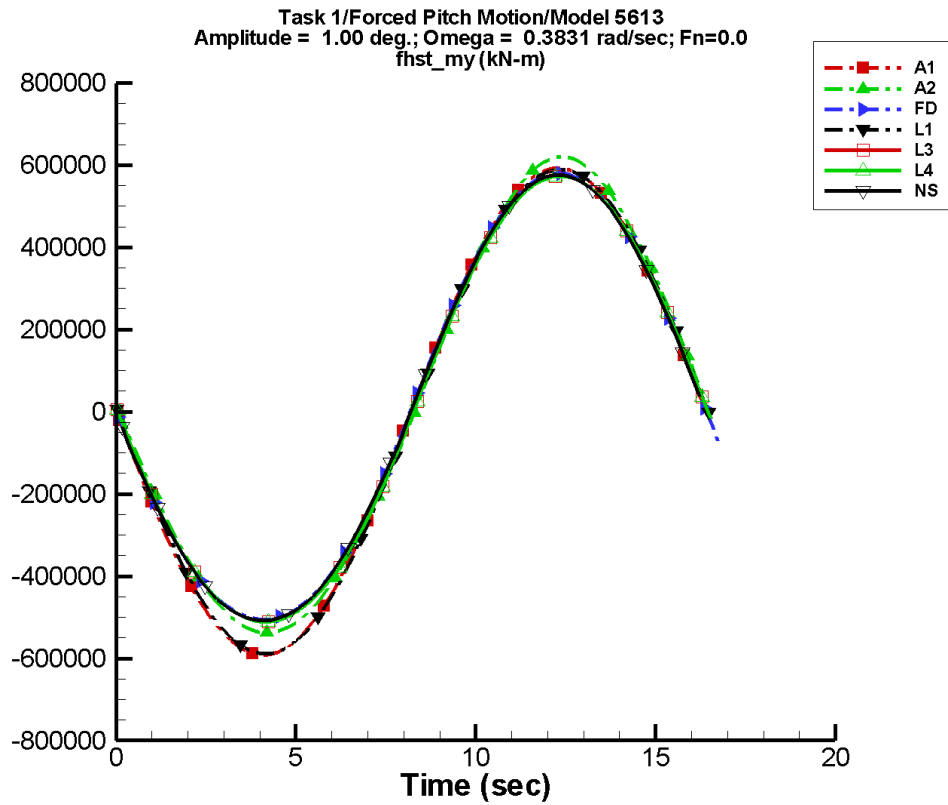
Table E-369. Coefficients of the Fourier fit $a_0 + a_1 \sin(\omega t + \Phi_1) + a_2 \sin(2\omega t + \Phi_2) + \dots$ of M_y^{hst} for one period at amplitude = 5.00 deg, frequency = 0.2079 rad/s, $F_n = 0.0$ in the case of prescribed pitch motion of Model 5613 scaled to $L = 154$ m.

Code	a_0 (kN-m)	a_1 (kN-m)	Φ_1 (deg)	a_2 (kN-m)	Φ_2 (deg)
A1	—	—	—	—	—
A2	2.99E+05	2.31E+06	179	2.82E+05	-93
FD	2.56E+05	2.27E+06	-180	2.37E+05	-87
L1	0.114	2.94E+06	179	1.46	100
L3	2.44E+05	2.26E+06	179	2.40E+05	-92
L4	2.44E+05	2.26E+06	179	2.40E+05	-92
NF	—	—	—	—	—
NS	2.62E+05	2.29E+06	180	2.28E+05	-90

Table E-370. Minimum and maximum of M_y^{hst} for one period at amplitude = 5.00 deg, frequency = 0.2079 rad/s, $F_n = 0.0$ in the case of prescribed pitch motion of Model 5613 scaled to $L = 154$ m.

Code	Unfiltered		Filtered	
	Minimum (kN-m)	Maximum (kN-m)	Minimum (kN-m)	Maximum (kN-m)
A1	—	—	—	—
A2	-1.70E+06	2.75E+06	-1.70E+06	2.75E+06
FD	-1.73E+06	2.65E+06	-1.73E+06	2.65E+06
L1	-2.94E+06	2.94E+06	-2.94E+06	2.94E+06
L3	-1.73E+06	2.62E+06	-1.73E+06	2.62E+06
L4	-1.73E+06	2.62E+06	-1.73E+06	2.62E+06
NF	—	—	—	—
NS	-1.75E+06	2.69E+06	-1.74E+06	2.68E+06

TASK 1/PITCH MOTION/MODEL 5613



Data identically zero, insufficient, or not available from AEGIR-1 and NFA.

Figure E-186. Time history of M_y^{hst} for one period at amplitude = 1.00 deg, frequency = 0.3831 rad/s, $F_n = 0.0$ in the case of prescribed pitch motion of Model 5613 scaled to $L = 154$ m.

TASK 1/PITCH MOTION/MODEL 5613

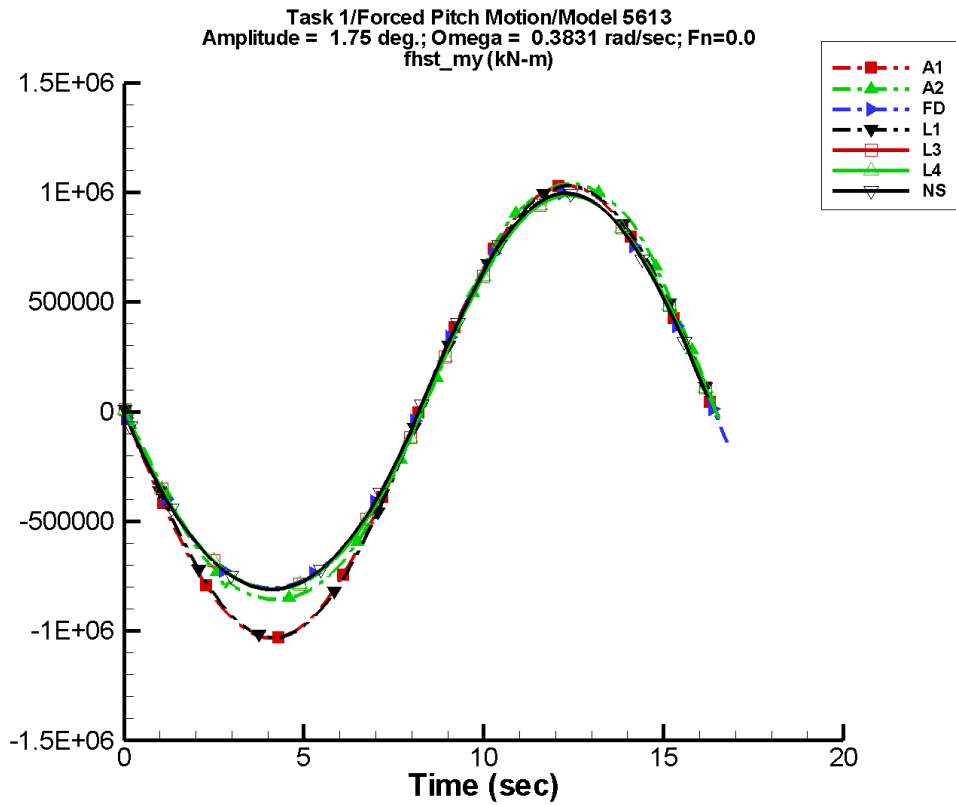
Table E-371. Coefficients of the Fourier fit $a_0 + a_1 \sin(\omega t + \Phi_1) + a_2 \sin(2\omega t + \Phi_2) + \dots$ of M_y^{hst} for one period at amplitude = 1.00 deg, frequency = 0.3831 rad/s, $F_n = 0.0$ in the case of prescribed pitch motion of Model 5613 scaled to $L = 154$ m.

Code	a_0 (kN-m)	a_1 (kN-m)	Φ_1 (deg)	a_2 (kN-m)	Φ_2 (deg)
A1	—	—	—	—	—
A2	2.15E+04	5.75E+05	178	1.91E+04	-93
FD	2.01E+04	5.50E+05	-180	1.76E+04	-88
L1	-2.84	5.89E+05	179	1.12	-70
L3	1.37E+04	5.49E+05	179	1.73E+04	-89
L4	1.37E+04	5.49E+05	179	1.73E+04	-89
NF	—	—	—	—	—
NS	1.72E+04	5.48E+05	180	1.68E+04	-90

Table E-372. Minimum and maximum of M_y^{hst} for one period at amplitude = 1.00 deg, frequency = 0.3831 rad/s, $F_n = 0.0$ in the case of prescribed pitch motion of Model 5613 scaled to $L = 154$ m.

Code	Unfiltered		Filtered	
	Minimum (kN-m)	Maximum (kN-m)	Minimum (kN-m)	Maximum (kN-m)
A1	—	—	—	—
A2	-5.37E+05	6.20E+05	-5.38E+05	6.17E+05
FD	-5.06E+05	5.80E+05	-5.04E+05	5.78E+05
L1	-5.89E+05	5.89E+05	-5.88E+05	5.88E+05
L3	-5.11E+05	5.73E+05	-5.10E+05	5.72E+05
L4	-5.11E+05	5.73E+05	-5.10E+05	5.72E+05
NF	—	—	—	—
NS	-5.08E+05	5.76E+05	-5.04E+05	5.70E+05

TASK 1/PITCH MOTION/MODEL 5613



Data identically zero, insufficient, or not available from AEGIR-1 and NFA.

Figure E-187. Time history of M_y^{hst} for one period at amplitude = 1.75 deg, frequency = 0.3831 rad/s, $F_n = 0.0$ in the case of prescribed pitch motion of Model 5613 scaled to $L = 154$ m.

TASK 1/PITCH MOTION/MODEL 5613

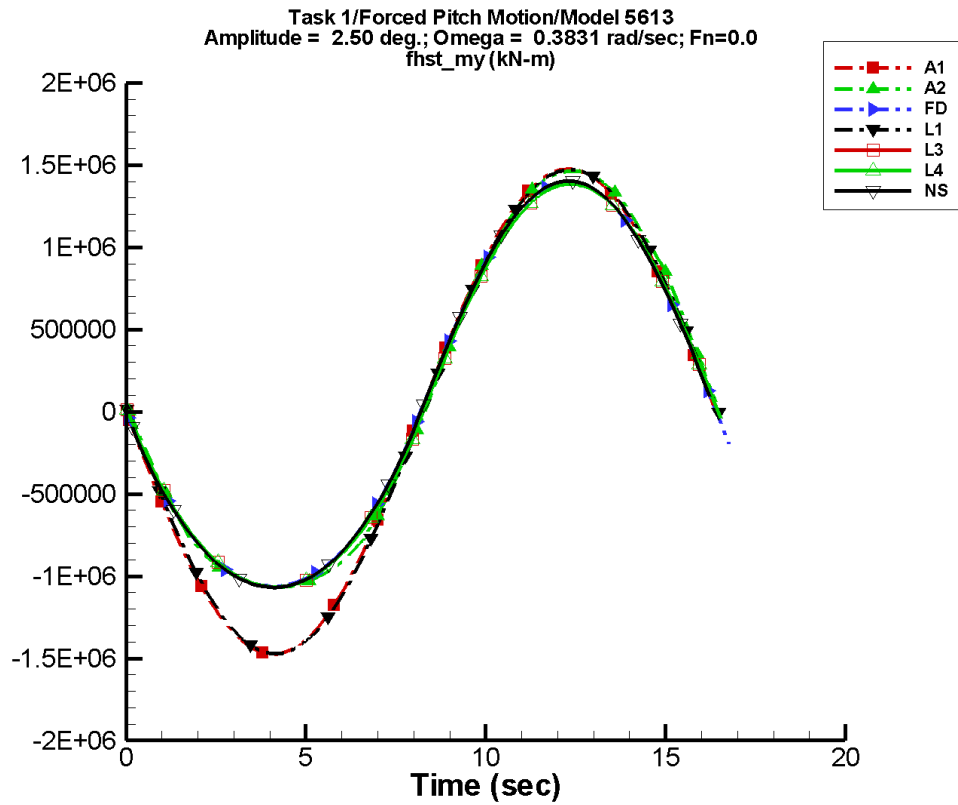
Table E-373. Coefficients of the Fourier fit $a_0 + a_1 \sin(\omega t + \Phi_1) + a_2 \sin(2\omega t + \Phi_2) + \dots$ of M_y^{hst} for one period at amplitude = 1.75 deg, frequency = 0.3831 rad/s, $F_n = 0.0$ in the case of prescribed pitch motion of Model 5613 scaled to $L = 154$ m.

Code	a_0 (kN-m)	a_1 (kN-m)	Φ_1 (deg)	a_2 (kN-m)	Φ_2 (deg)
A1	—	—	—	—	—
A2	5.23E+04	9.73E+05	178	4.73E+04	-97
FD	5.04E+04	9.17E+05	-180	4.78E+04	-88
L1	-2.77	1.03E+06	179	2.06	-75
L3	4.31E+04	9.14E+05	179	4.71E+04	-89
L4	4.31E+04	9.14E+05	179	4.71E+04	-89
NF	—	—	—	—	—
NS	4.88E+04	9.18E+05	-180	4.62E+04	-90

Table E-374. Minimum and maximum of M_y^{hst} for one period at amplitude = 1.75 deg, frequency = 0.3831 rad/s, $F_n = 0.0$ in the case of prescribed pitch motion of Model 5613 scaled to $L = 154$ m.

Code	Unfiltered		Filtered	
	Minimum (kN-m)	Maximum (kN-m)	Minimum (kN-m)	Maximum (kN-m)
A1	—	—	—	—
A2	-8.56E+05	1.04E+06	-8.58E+05	1.04E+06
FD	-8.05E+05	9.97E+05	-8.03E+05	9.93E+05
L1	-1.03E+06	1.03E+06	-1.03E+06	1.03E+06
L3	-8.10E+05	9.86E+05	-8.09E+05	9.85E+05
L4	-8.10E+05	9.86E+05	-8.09E+05	9.85E+05
NF	—	—	—	—
NS	-8.11E+05	9.96E+05	-8.04E+05	9.86E+05

TASK 1/PITCH MOTION/MODEL 5613



Data identically zero, insufficient, or not available from AEGIR-1 and NFA.

Figure E-188. Time history of M_y^{hst} for one period at amplitude = 2.50 deg, frequency = 0.3831 rad/s, $F_n = 0.0$ in the case of prescribed pitch motion of Model 5613 scaled to $L = 154$ m.

TASK 1/PITCH MOTION/MODEL 5613

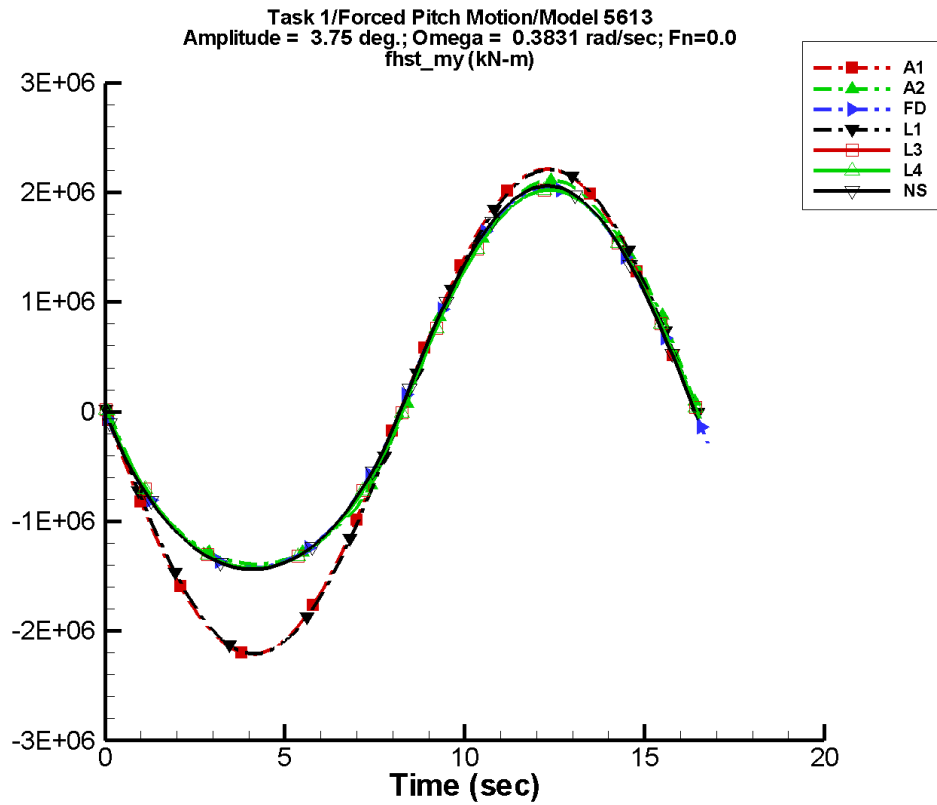
Table E-375. Coefficients of the Fourier fit $a_0 + a_1 \sin(\omega t + \Phi_1) + a_2 \sin(2\omega t + \Phi_2) + \dots$ of M_y^{hst} for one period at amplitude = 2.50 deg, frequency = 0.3831 rad/s, $F_n = 0.0$ in the case of prescribed pitch motion of Model 5613 scaled to $L = 154$ m.

Code	a_0 (kN-m)	a_1 (kN-m)	Φ_1 (deg)	a_2 (kN-m)	Φ_2 (deg)
A1	—	—	—	—	—
A2	1.02E+05	1.31E+06	178	1.04E+05	-97
FD	8.96E+04	1.26E+06	-180	8.46E+04	-88
L1	-5.79	1.47E+06	179	2.82	-72
L3	8.09E+04	1.25E+06	179	8.33E+04	-89
L4	8.09E+04	1.25E+06	179	8.33E+04	-89
NF	—	—	—	—	—
NS	8.95E+04	1.26E+06	-180	8.27E+04	-90

Table E-376. Minimum and maximum of M_y^{hst} for one period at amplitude = 2.50 deg, frequency = 0.3831 rad/s, $F_n = 0.0$ in the case of prescribed pitch motion of Model 5613 scaled to $L = 154$ m.

Code	Unfiltered		Filtered	
	Minimum (kN-m)	Maximum (kN-m)	Minimum (kN-m)	Maximum (kN-m)
A1	—	—	—	—
A2	-1.07E+06	1.46E+06	-1.07E+06	1.46E+06
FD	-1.06E+06	1.40E+06	-1.06E+06	1.39E+06
L1	-1.47E+06	1.47E+06	-1.47E+06	1.47E+06
L3	-1.07E+06	1.38E+06	-1.06E+06	1.38E+06
L4	-1.07E+06	1.38E+06	-1.06E+06	1.38E+06
NF	—	—	—	—
NS	-1.07E+06	1.40E+06	-1.06E+06	1.39E+06

TASK 1/PITCH MOTION/MODEL 5613



Data identically zero, insufficient, or not available from AEGIR-1 and NFA.

Figure E-189. Time history of M_y^{hst} for one period at amplitude = 3.75 deg, frequency = 0.3831 rad/s, $F_n = 0.0$ in the case of prescribed pitch motion of Model 5613 scaled to $L = 154$ m.

TASK 1/PITCH MOTION/MODEL 5613

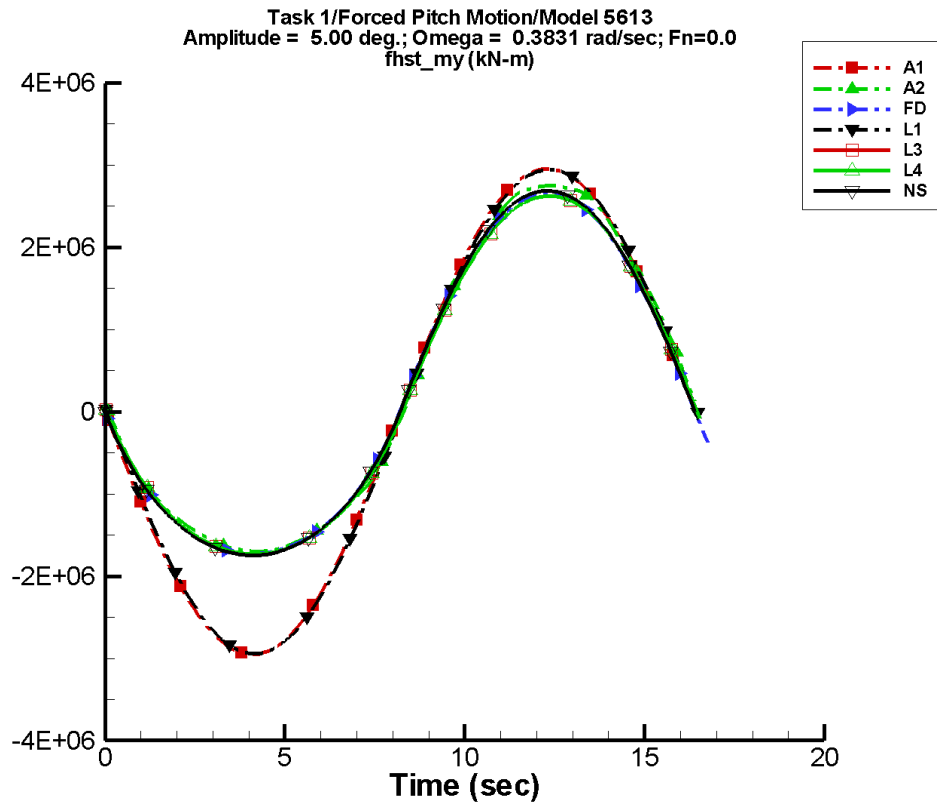
Table E-377. Coefficients of the Fourier fit $a_0 + a_1 \sin(\omega t + \Phi_1) + a_2 \sin(2\omega t + \Phi_2) + \dots$ of M_y^{hst} for one period at amplitude = 3.75 deg, frequency = 0.3831 rad/s, $F_n = 0.0$ in the case of prescribed pitch motion of Model 5613 scaled to $L = 154$ m.

Code	a_0 (kN-m)	a_1 (kN-m)	Φ_1 (deg)	a_2 (kN-m)	Φ_2 (deg)
A1	—	—	—	—	—
A2	1.88E+05	1.81E+06	178	1.85E+05	-96
FD	1.67E+05	1.78E+06	-180	1.54E+05	-88
L1	-6.57	2.21E+06	179	4.17	-77
L3	1.56E+05	1.77E+06	179	1.52E+05	-89
L4	1.56E+05	1.77E+06	179	1.52E+05	-89
NF	—	—	—	—	—
NS	1.70E+05	1.80E+06	-180	1.52E+05	-90

Table E-378. Minimum and maximum of M_y^{hst} for one period at amplitude = 3.75 deg, frequency = 0.3831 rad/s, $F_n = 0.0$ in the case of prescribed pitch motion of Model 5613 scaled to $L = 154$ m.

Code	Unfiltered		Filtered	
	Minimum (kN-m)	Maximum (kN-m)	Minimum (kN-m)	Maximum (kN-m)
A1	—	—	—	—
A2	-1.39E+06	2.11E+06	-1.39E+06	2.10E+06
FD	-1.42E+06	2.04E+06	-1.42E+06	2.03E+06
L1	-2.21E+06	2.21E+06	-2.21E+06	2.21E+06
L3	-1.43E+06	2.02E+06	-1.43E+06	2.02E+06
L4	-1.43E+06	2.02E+06	-1.43E+06	2.02E+06
NF	—	—	—	—
NS	-1.44E+06	2.06E+06	-1.43E+06	2.05E+06

TASK 1/PITCH MOTION/MODEL 5613



Data identically zero, insufficient, or not available from AEGIR-1 and NFA.

Figure E-190. Time history of M_y^{hst} for one period at amplitude = 5.00 deg, frequency = 0.3831 rad/s, $F_n = 0.0$ in the case of prescribed pitch motion of Model 5613 scaled to $L = 154$ m.

TASK 1/PITCH MOTION/MODEL 5613

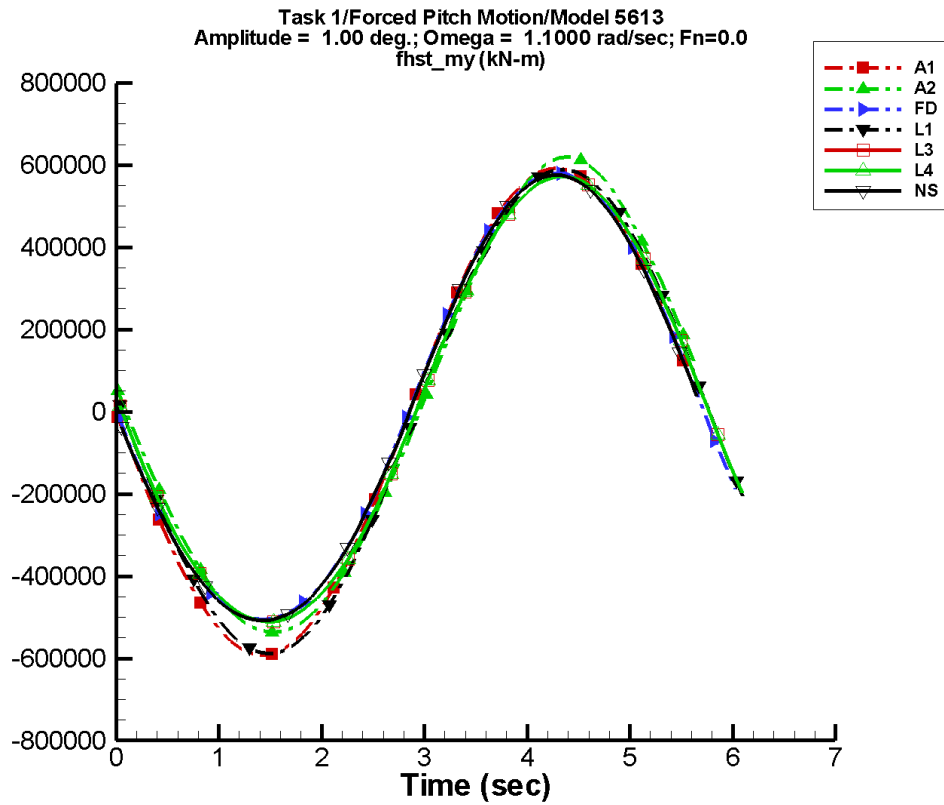
Table E-379. Coefficients of the Fourier fit $a_0 + a_1 \sin(\omega t + \Phi_1) + a_2 \sin(2\omega t + \Phi_2) + \dots$ of M_y^{hst} for one period at amplitude = 5.00 deg, frequency = 0.3831 rad/s, $F_n = 0.0$ in the case of prescribed pitch motion of Model 5613 scaled to $L = 154$ m.

Code	a_0 (kN-m)	a_1 (kN-m)	Φ_1 (deg)	a_2 (kN-m)	Φ_2 (deg)
A1	—	—	—	—	—
A2	2.99E+05	2.31E+06	178	2.83E+05	-95
FD	2.55E+05	2.26E+06	-180	2.30E+05	-88
L1	-11.3	2.94E+06	179	5.33	-71
L3	2.40E+05	2.25E+06	179	2.26E+05	-89
L4	2.40E+05	2.25E+06	179	2.26E+05	-89
NF	—	—	—	—	—
NS	2.62E+05	2.29E+06	180	2.28E+05	-90

Table E-380. Minimum and maximum of M_y^{hst} for one period at amplitude = 5.00 deg, frequency = 0.3831 rad/s, $F_n = 0.0$ in the case of prescribed pitch motion of Model 5613 scaled to $L = 154$ m.

Code	Unfiltered		Filtered	
	Minimum (kN-m)	Maximum (kN-m)	Minimum (kN-m)	Maximum (kN-m)
A1	—	—	—	—
A2	-1.70E+06	2.75E+06	-1.70E+06	2.74E+06
FD	-1.73E+06	2.65E+06	-1.72E+06	2.64E+06
L1	-2.94E+06	2.94E+06	-2.94E+06	2.94E+06
L3	-1.73E+06	2.62E+06	-1.73E+06	2.62E+06
L4	-1.73E+06	2.62E+06	-1.73E+06	2.62E+06
NF	—	—	—	—
NS	-1.75E+06	2.69E+06	-1.74E+06	2.68E+06

TASK 1/PITCH MOTION/MODEL 5613



Data identically zero, insufficient, or not available from AEGIR-1 and NFA.

Figure E-191. Time history of M_y^{hst} for one period at amplitude = 1.00 deg, frequency = 1.1000 rad/s, Fn = 0.0 in the case of prescribed pitch motion of Model 5613 scaled to L = 154 m.

TASK 1/PITCH MOTION/MODEL 5613

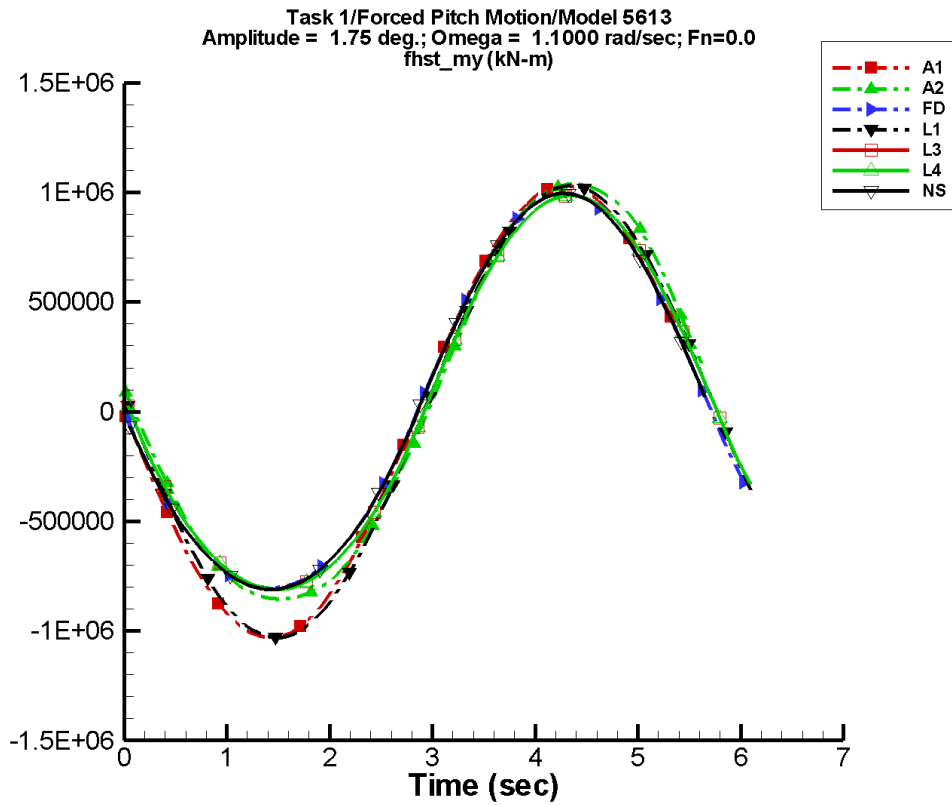
Table E-381. Coefficients of the Fourier fit $a_0 + a_1 \sin(\omega t + \Phi_1) + a_2 \sin(2\omega t + \Phi_2) + \dots$ of M_y^{hst} for one period at amplitude = 1.00 deg, frequency = 1.1000 rad/s, $F_n = 0.0$ in the case of prescribed pitch motion of Model 5613 scaled to $L = 154$ m.

Code	a_0 (kN-m)	a_1 (kN-m)	Φ_1 (deg)	a_2 (kN-m)	Φ_2 (deg)
A1	—	—	—	—	—
A2	2.15E+04	5.75E+05	174	1.93E+04	-102
FD	2.01E+04	5.50E+05	-180	1.89E+04	-89
L1	-40.7	5.89E+05	176	0.178	-19
L3	1.38E+04	5.49E+05	176	1.88E+04	-98
L4	1.38E+04	5.49E+05	176	1.88E+04	-98
NF	—	—	—	—	—
NS	1.72E+04	5.48E+05	180	1.68E+04	-90

Table E-382. Minimum and maximum of M_y^{hst} for one period at amplitude = 1.00 deg, frequency = 1.1000 rad/s, $F_n = 0.0$ in the case of prescribed pitch motion of Model 5613 scaled to $L = 154$ m.

Code	Unfiltered		Filtered	
	Minimum (kN-m)	Maximum (kN-m)	Minimum (kN-m)	Maximum (kN-m)
A1	—	—	—	—
A2	-5.37E+05	6.19E+05	-5.21E+05	5.97E+05
FD	-5.06E+05	5.80E+05	-4.92E+05	5.63E+05
L1	-5.89E+05	5.89E+05	-5.82E+05	5.82E+05
L3	-5.11E+05	5.73E+05	-5.06E+05	5.66E+05
L4	-5.11E+05	5.73E+05	-5.06E+05	5.66E+05
NF	—	—	—	—
NS	-5.08E+05	5.76E+05	-5.04E+05	5.70E+05

TASK 1/PITCH MOTION/MODEL 5613



Data identically zero, insufficient, or not available from AEGIR-1 and NFA.

Figure E-192. Time history of M_y^{hst} for one period at amplitude = 1.75 deg, frequency = 1.1000 rad/s, $F_n = 0.0$ in the case of prescribed pitch motion of Model 5613 scaled to $L = 154$ m.

TASK 1/PITCH MOTION/MODEL 5613

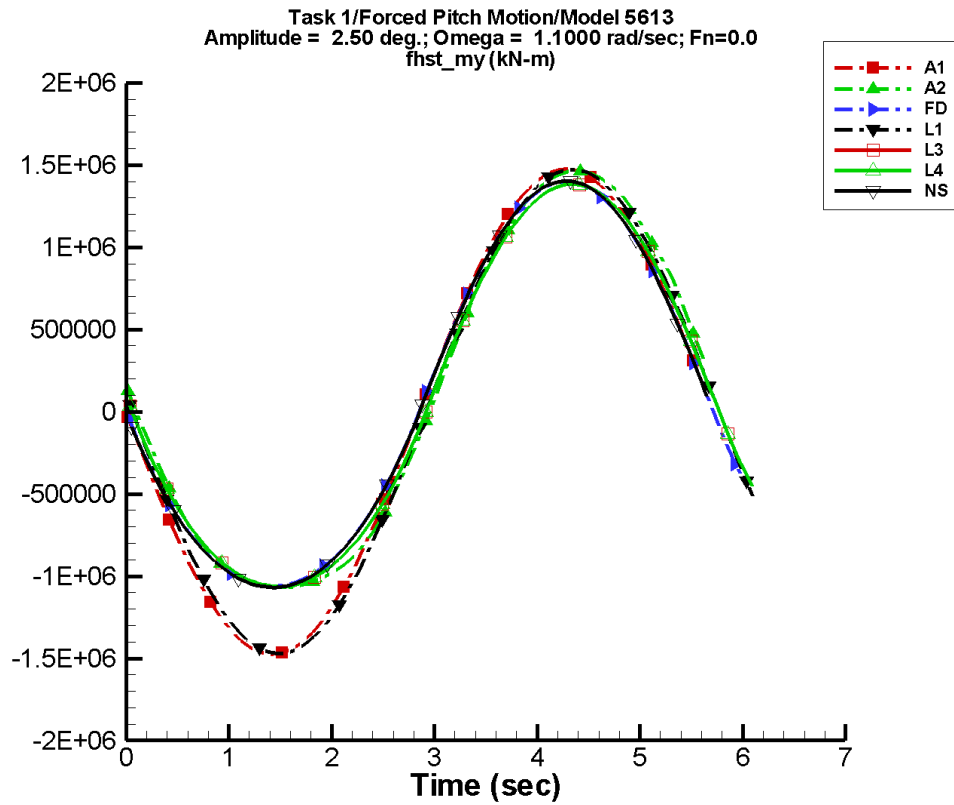
Table E-383. Coefficients of the Fourier fit $a_0 + a_1 \sin(\omega t + \Phi_1) + a_2 \sin(2\omega t + \Phi_2) + \dots$ of M_y^{hst} for one period at amplitude = 1.75 deg, frequency = 1.1000 rad/s, $F_n = 0.0$ in the case of prescribed pitch motion of Model 5613 scaled to $L = 154$ m.

Code	a_0 (kN-m)	a_1 (kN-m)	Φ_1 (deg)	a_2 (kN-m)	Φ_2 (deg)
A1	—	—	—	—	—
A2	5.22E+04	9.73E+05	174	4.70E+04	-104
FD	5.03E+04	9.18E+05	-180	5.12E+04	-90
L1	-70.9	1.03E+06	176	0.312	49
L3	4.33E+04	9.15E+05	176	5.10E+04	-98
L4	4.33E+04	9.15E+05	176	5.10E+04	-98
NF	—	—	—	—	—
NS	4.88E+04	9.18E+05	-180	4.62E+04	-90

Table E-384. Minimum and maximum of M_y^{hst} for one period at amplitude = 1.75 deg, frequency = 1.1000 rad/s, $F_n = 0.0$ in the case of prescribed pitch motion of Model 5613 scaled to $L = 154$ m.

Code	Unfiltered		Filtered	
	Minimum (kN-m)	Maximum (kN-m)	Minimum (kN-m)	Maximum (kN-m)
A1	—	—	—	—
A2	-8.56E+05	1.04E+06	-8.37E+05	1.02E+06
FD	-8.05E+05	9.95E+05	-7.84E+05	9.66E+05
L1	-1.03E+06	1.03E+06	-1.02E+06	1.02E+06
L3	-8.09E+05	9.86E+05	-8.02E+05	9.75E+05
L4	-8.09E+05	9.86E+05	-8.02E+05	9.75E+05
NF	—	—	—	—
NS	-8.11E+05	9.96E+05	-8.04E+05	9.86E+05

TASK 1/PITCH MOTION/MODEL 5613



Data identically zero, insufficient, or not available from AEGIR-1 and NFA.

Figure E-193. Time history of M_y^{hst} for one period at amplitude = 2.50 deg, frequency = 1.1000 rad/s, Fn = 0.0 in the case of prescribed pitch motion of Model 5613 scaled to L = 154 m.

TASK 1/PITCH MOTION/MODEL 5613

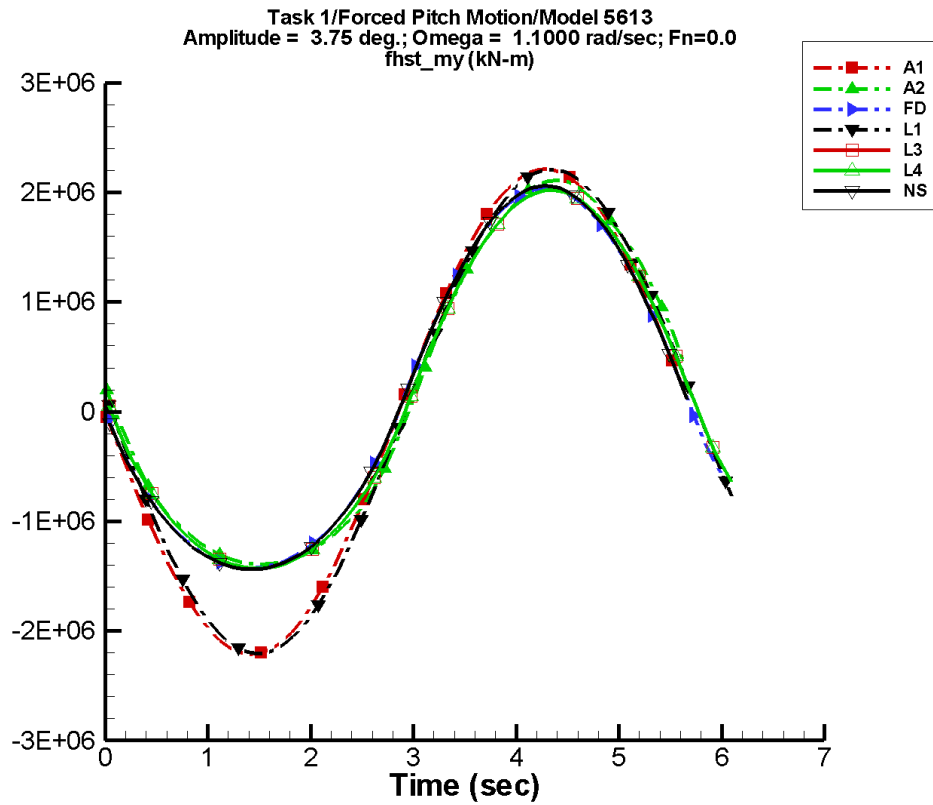
Table E–385. Coefficients of the Fourier fit $a_0 + a_1 \sin(\omega t + \Phi_1) + a_2 \sin(2\omega t + \Phi_2) + \dots$ of M_y^{hst} for one period at amplitude = 2.50 deg, frequency = 1.1000 rad/s, $F_n = 0.0$ in the case of prescribed pitch motion of Model 5613 scaled to $L = 154$ m.

Code	a_0 (kN-m)	a_1 (kN-m)	Φ_1 (deg)	a_2 (kN-m)	Φ_2 (deg)
A1	—	—	—	—	—
A2	1.02E+05	1.31E+06	174	1.02E+05	-105
FD	8.94E+04	1.26E+06	-180	9.07E+04	-90
L1	-101.	1.47E+06	176	0.213	88
L3	8.12E+04	1.25E+06	176	9.01E+04	-98
L4	8.12E+04	1.25E+06	176	9.01E+04	-98
NF	—	—	—	—	—
NS	8.95E+04	1.26E+06	-180	8.27E+04	-90

Table E–386. Minimum and maximum of M_y^{hst} for one period at amplitude = 2.50 deg, frequency = 1.1000 rad/s, $F_n = 0.0$ in the case of prescribed pitch motion of Model 5613 scaled to $L = 154$ m.

Code	Unfiltered		Filtered	
	Minimum (kN-m)	Maximum (kN-m)	Minimum (kN-m)	Maximum (kN-m)
A1	—	—	—	—
A2	-1.07E+06	1.46E+06	-1.05E+06	1.42E+06
FD	-1.06E+06	1.40E+06	-1.04E+06	1.36E+06
L1	-1.47E+06	1.47E+06	-1.46E+06	1.46E+06
L3	-1.07E+06	1.38E+06	-1.06E+06	1.37E+06
L4	-1.07E+06	1.38E+06	-1.06E+06	1.37E+06
NF	—	—	—	—
NS	-1.07E+06	1.40E+06	-1.06E+06	1.39E+06

TASK 1/PITCH MOTION/MODEL 5613



Data identically zero, insufficient, or not available from AEGIR-1 and NFA.

Figure E-194. Time history of M_y^{hst} for one period at amplitude = 3.75 deg, frequency = 1.1000 rad/s, $F_n = 0.0$ in the case of prescribed pitch motion of Model 5613 scaled to $L = 154$ m.

TASK 1/PITCH MOTION/MODEL 5613

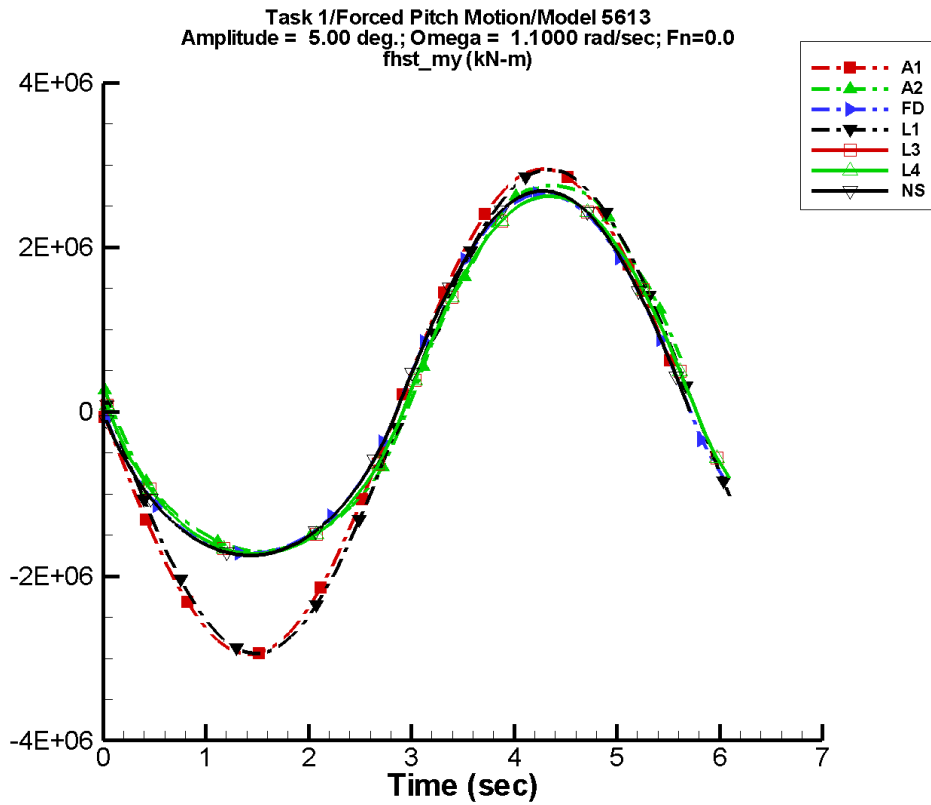
Table E-387. Coefficients of the Fourier fit $a_0 + a_1 \sin(\omega t + \Phi_1) + a_2 \sin(2\omega t + \Phi_2) + \dots$ of M_y^{hst} for one period at amplitude = 3.75 deg, frequency = 1.1000 rad/s, $F_n = 0.0$ in the case of prescribed pitch motion of Model 5613 scaled to $L = 154$ m.

Code	a_0 (kN-m)	a_1 (kN-m)	Φ_1 (deg)	a_2 (kN-m)	Φ_2 (deg)
A1	—	—	—	—	—
A2	1.88E+05	1.81E+06	174	1.82E+05	-104
FD	1.66E+05	1.78E+06	-180	1.65E+05	-90
L1	-153.	2.21E+06	176	0.750	35
L3	1.56E+05	1.78E+06	176	1.64E+05	-98
L4	1.56E+05	1.78E+06	176	1.64E+05	-98
NF	—	—	—	—	—
NS	1.70E+05	1.80E+06	180	1.52E+05	-90

Table E-388. Minimum and maximum of M_y^{hst} for one period at amplitude = 3.75 deg, frequency = 1.1000 rad/s, $F_n = 0.0$ in the case of prescribed pitch motion of Model 5613 scaled to $L = 154$ m.

Code	Unfiltered		Filtered	
	Minimum (kN-m)	Maximum (kN-m)	Minimum (kN-m)	Maximum (kN-m)
A1	—	—	—	—
A2	-1.39E+06	2.11E+06	-1.36E+06	2.04E+06
FD	-1.42E+06	2.04E+06	-1.39E+06	1.98E+06
L1	-2.21E+06	2.21E+06	-2.18E+06	2.18E+06
L3	-1.43E+06	2.02E+06	-1.42E+06	2.00E+06
L4	-1.43E+06	2.02E+06	-1.42E+06	2.00E+06
NF	—	—	—	—
NS	-1.44E+06	2.06E+06	-1.43E+06	2.05E+06

TASK 1/PITCH MOTION/MODEL 5613



Data identically zero, insufficient, or not available from AEGIR-1 and NFA.

Figure E-195. Time history of M_y^{hst} for one period at amplitude = 5.00 deg, frequency = 1.1000 rad/s, $F_n = 0.0$ in the case of prescribed pitch motion of Model 5613 scaled to $L = 154$ m.

TASK 1/PITCH MOTION/MODEL 5613

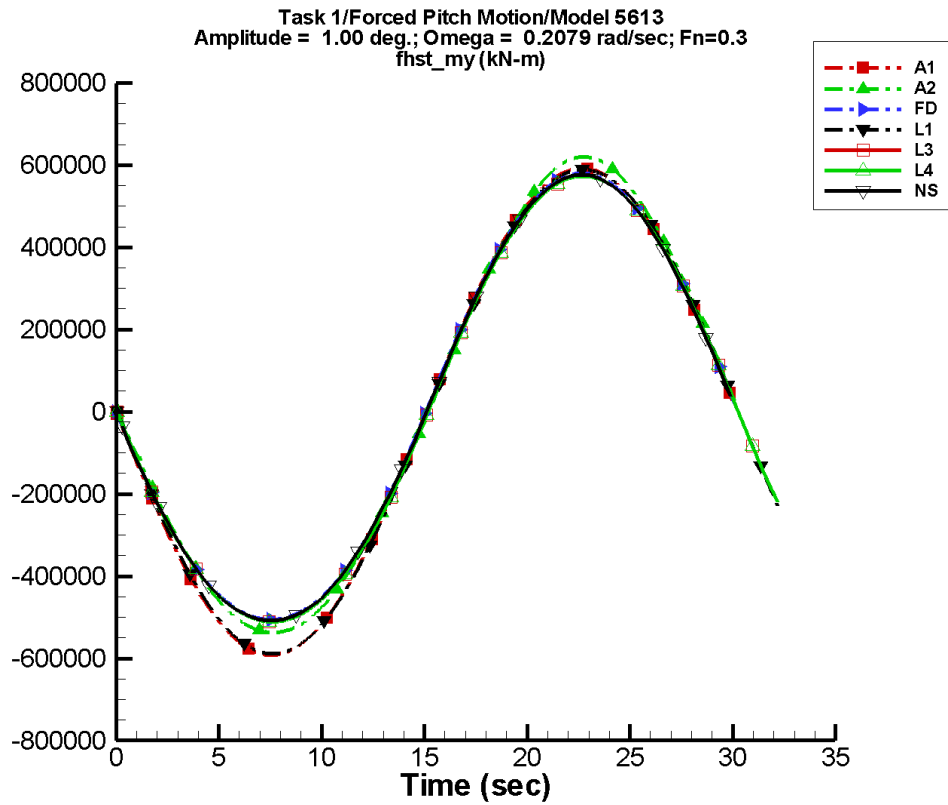
Table E–389. Coefficients of the Fourier fit $a_0 + a_1 \sin(\omega t + \Phi_1) + a_2 \sin(2\omega t + \Phi_2) + \dots$ of M_y^{hst} for one period at amplitude = 5.00 deg, frequency = 1.1000 rad/s, $F_n = 0.0$ in the case of prescribed pitch motion of Model 5613 scaled to $L = 154$ m.

Code	a_0 (kN-m)	a_1 (kN-m)	Φ_1 (deg)	a_2 (kN-m)	Φ_2 (deg)
A1	—	—	—	—	—
A2	2.99E+05	2.31E+06	174	2.80E+05	-104
FD	2.54E+05	2.27E+06	-180	2.47E+05	-90
L1	-203.	2.94E+06	176	1.86	65
L3	2.41E+05	2.26E+06	176	2.45E+05	-98
L4	2.41E+05	2.26E+06	176	2.45E+05	-98
NF	—	—	—	—	—
NS	2.62E+05	2.29E+06	180	2.28E+05	-90

Table E–390. Minimum and maximum of M_y^{hst} for one period at amplitude = 5.00 deg, frequency = 1.1000 rad/s, $F_n = 0.0$ in the case of prescribed pitch motion of Model 5613 scaled to $L = 154$ m.

Code	Unfiltered		Filtered	
	Minimum (kN-m)	Maximum (kN-m)	Minimum (kN-m)	Maximum (kN-m)
A1	—	—	—	—
A2	-1.70E+06	2.75E+06	-1.66E+06	2.70E+06
FD	-1.73E+06	2.65E+06	-1.69E+06	2.58E+06
L1	-2.94E+06	2.94E+06	-2.91E+06	2.91E+06
L3	-1.73E+06	2.62E+06	-1.72E+06	2.60E+06
L4	-1.73E+06	2.62E+06	-1.72E+06	2.60E+06
NF	—	—	—	—
NS	-1.75E+06	2.69E+06	-1.74E+06	2.68E+06

TASK 1/PITCH MOTION/MODEL 5613



Data identically zero, insufficient, or not available from AEGIR-1 and NFA.

Figure E-196. Time history of M_y^{hst} for one period at amplitude = 1.00 deg, frequency = 0.2079 rad/s, $F_n = 0.3$ in the case of prescribed pitch motion of Model 5613 scaled to $L = 154$ m.

TASK 1/PITCH MOTION/MODEL 5613

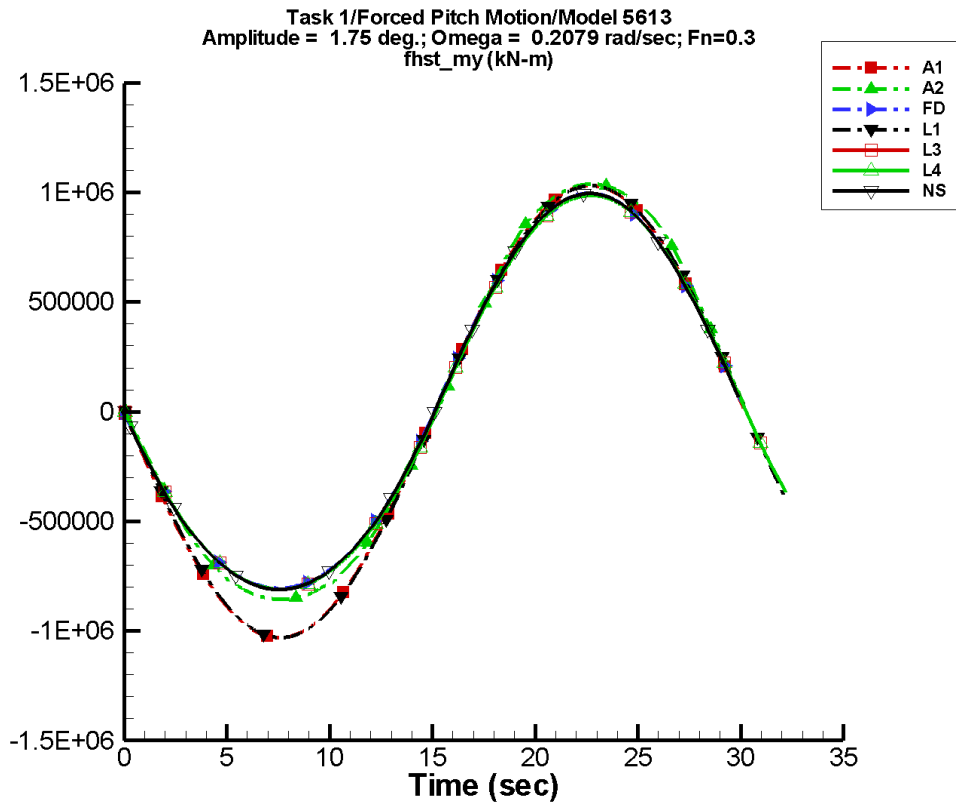
Table E-391. Coefficients of the Fourier fit $a_0 + a_1 \sin(\omega t + \Phi_1) + a_2 \sin(2\omega t + \Phi_2) + \dots$ of M_y^{hst} for one period at amplitude = 1.00 deg, frequency = 0.2079 rad/s, Fn = 0.3 in the case of prescribed pitch motion of Model 5613 scaled to L = 154 m.

Code	a_0 (kN-m)	a_1 (kN-m)	Φ_1 (deg)	a_2 (kN-m)	Φ_2 (deg)
A1	—	—	—	—	—
A2	2.16E+04	5.75E+05	179	1.90E+04	-91
FD	2.02E+04	5.50E+05	-180	1.81E+04	-88
L1	2.15E-02	5.89E+05	179	9.85E-02	107
L3	1.39E+04	5.49E+05	179	1.87E+04	-92
L4	1.39E+04	5.49E+05	179	1.87E+04	-92
NF	—	—	—	—	—
NS	1.73E+04	5.48E+05	180	1.67E+04	-90

Table E-392. Minimum and maximum of M_y^{hst} for one period at amplitude = 1.00 deg, frequency = 0.2079 rad/s, Fn = 0.3 in the case of prescribed pitch motion of Model 5613 scaled to L = 154 m.

Code	Unfiltered		Filtered	
	Minimum (kN-m)	Maximum (kN-m)	Minimum (kN-m)	Maximum (kN-m)
A1	—	—	—	—
A2	-5.37E+05	6.20E+05	-5.37E+05	6.19E+05
FD	-5.06E+05	5.80E+05	-5.05E+05	5.80E+05
L1	-5.89E+05	5.89E+05	-5.89E+05	5.89E+05
L3	-5.11E+05	5.73E+05	-5.11E+05	5.73E+05
L4	-5.11E+05	5.73E+05	-5.11E+05	5.73E+05
NF	—	—	—	—
NS	-5.08E+05	5.76E+05	-5.04E+05	5.70E+05

TASK 1/PITCH MOTION/MODEL 5613



Data identically zero, insufficient, or not available from AEGIR-1 and NFA.

Figure E-197. Time history of M_y^{hst} for one period at amplitude = 1.75 deg, frequency = 0.2079 rad/s, Fn = 0.3 in the case of prescribed pitch motion of Model 5613 scaled to L = 154 m.

TASK 1/PITCH MOTION/MODEL 5613

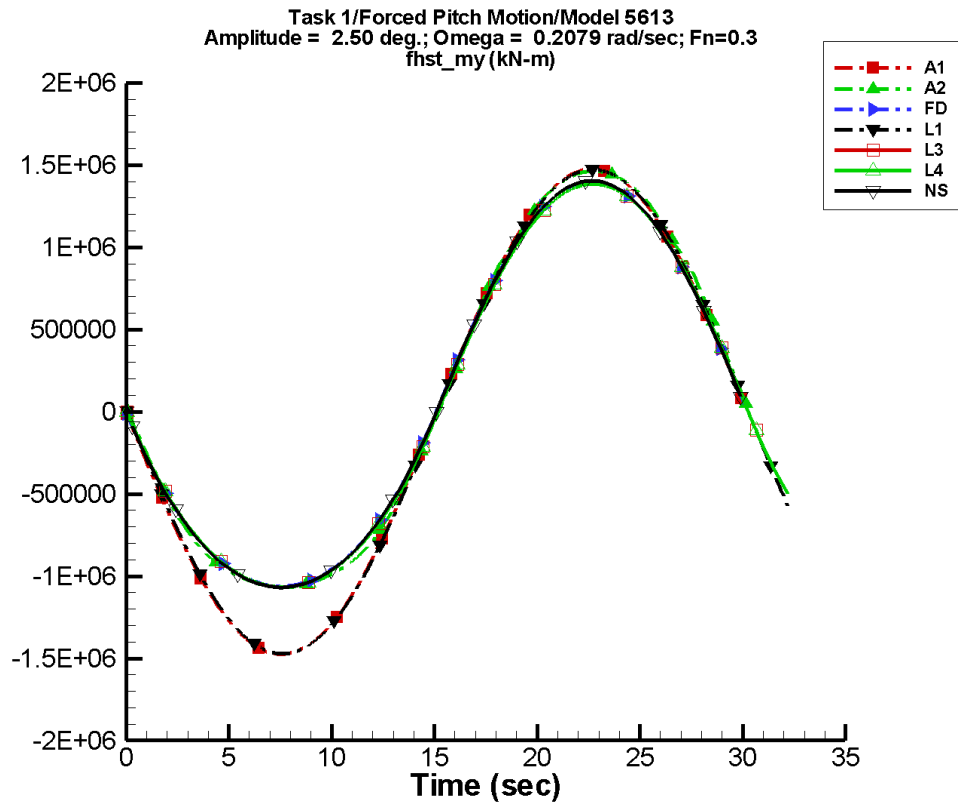
Table E-393. Coefficients of the Fourier fit $a_0 + a_1 \sin(\omega t + \Phi_1) + a_2 \sin(2\omega t + \Phi_2) + \dots$ of M_y^{hst} for one period at amplitude = 1.75 deg, frequency = 0.2079 rad/s, $F_n = 0.3$ in the case of prescribed pitch motion of Model 5613 scaled to $L = 154$ m.

Code	a_0 (kN-m)	a_1 (kN-m)	Φ_1 (deg)	a_2 (kN-m)	Φ_2 (deg)
A1	—	—	—	—	—
A2	5.25E+04	9.73E+05	179	4.75E+04	-94
FD	5.06E+04	9.18E+05	-180	4.91E+04	-88
L1	-2.23	1.03E+06	179	0.132	35
L3	4.37E+04	9.15E+05	179	5.04E+04	-92
L4	4.37E+04	9.15E+05	179	5.04E+04	-92
NF	—	—	—	—	—
NS	4.88E+04	9.18E+05	180	4.63E+04	-90

Table E-394. Minimum and maximum of M_y^{hst} for one period at amplitude = 1.75 deg, frequency = 0.2079 rad/s, $F_n = 0.3$ in the case of prescribed pitch motion of Model 5613 scaled to $L = 154$ m.

Code	Unfiltered		Filtered	
	Minimum (kN-m)	Maximum (kN-m)	Minimum (kN-m)	Maximum (kN-m)
A1	—	—	—	—
A2	-8.56E+05	1.04E+06	-8.56E+05	1.04E+06
FD	-8.05E+05	9.97E+05	-8.04E+05	9.96E+05
L1	-1.03E+06	1.03E+06	-1.03E+06	1.03E+06
L3	-8.10E+05	9.86E+05	-8.09E+05	9.86E+05
L4	-8.10E+05	9.86E+05	-8.09E+05	9.86E+05
NF	—	—	—	—
NS	-8.11E+05	9.96E+05	-8.04E+05	9.86E+05

TASK 1/PITCH MOTION/MODEL 5613



Data identically zero, insufficient, or not available from AEGIR-1 and NFA.

Figure E-198. Time history of M_y^{hst} for one period at amplitude = 2.50 deg, frequency = 0.2079 rad/s, $F_n = 0.3$ in the case of prescribed pitch motion of Model 5613 scaled to $L = 154$ m.

TASK 1/PITCH MOTION/MODEL 5613

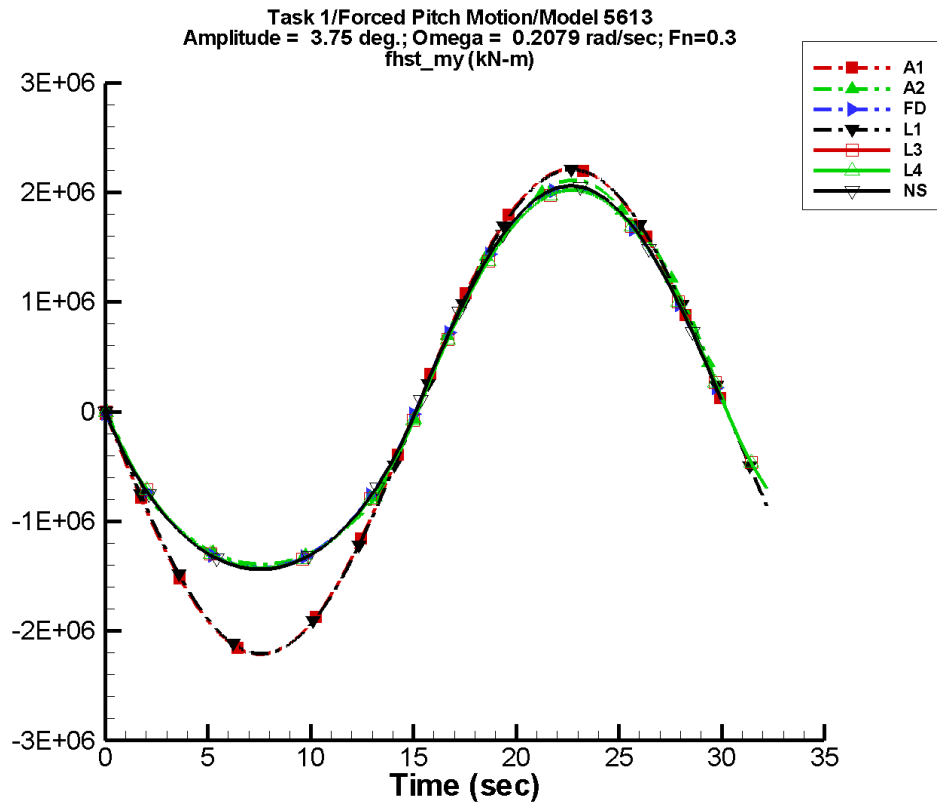
Table E-395. Coefficients of the Fourier fit $a_0 + a_1 \sin(\omega t + \Phi_1) + a_2 \sin(2\omega t + \Phi_2) + \dots$ of M_y^{hst} for one period at amplitude = 2.50 deg, frequency = 0.2079 rad/s, Fn = 0.3 in the case of prescribed pitch motion of Model 5613 scaled to L = 154 m.

Code	a_0 (kN-m)	a_1 (kN-m)	Φ_1 (deg)	a_2 (kN-m)	Φ_2 (deg)
A1	—	—	—	—	—
A2	1.02E+05	1.31E+06	179	1.04E+05	-95
FD	8.99E+04	1.26E+06	-180	8.70E+04	-87
L1	-0.154	1.47E+06	179	0.285	61
L3	8.21E+04	1.25E+06	179	8.87E+04	-92
L4	8.21E+04	1.25E+06	179	8.87E+04	-92
NF	—	—	—	—	—
NS	8.95E+04	1.26E+06	-180	8.28E+04	-90

Table E-396. Minimum and maximum of M_y^{hst} for one period at amplitude = 2.50 deg, frequency = 0.2079 rad/s, Fn = 0.3 in the case of prescribed pitch motion of Model 5613 scaled to L = 154 m.

Code	Unfiltered		Filtered	
	Minimum (kN-m)	Maximum (kN-m)	Minimum (kN-m)	Maximum (kN-m)
A1	—	—	—	—
A2	-1.07E+06	1.46E+06	-1.07E+06	1.46E+06
FD	-1.06E+06	1.40E+06	-1.06E+06	1.40E+06
L1	-1.47E+06	1.47E+06	-1.47E+06	1.47E+06
L3	-1.07E+06	1.38E+06	-1.07E+06	1.38E+06
L4	-1.07E+06	1.38E+06	-1.07E+06	1.38E+06
NF	—	—	—	—
NS	-1.07E+06	1.40E+06	-1.06E+06	1.39E+06

TASK 1/PITCH MOTION/MODEL 5613



Data identically zero, insufficient, or not available from AEGIR-1 and NFA.

Figure E-199. Time history of M_y^{hst} for one period at amplitude = 3.75 deg, frequency = 0.2079 rad/s, Fn = 0.3 in the case of prescribed pitch motion of Model 5613 scaled to L = 154 m.

TASK 1/PITCH MOTION/MODEL 5613

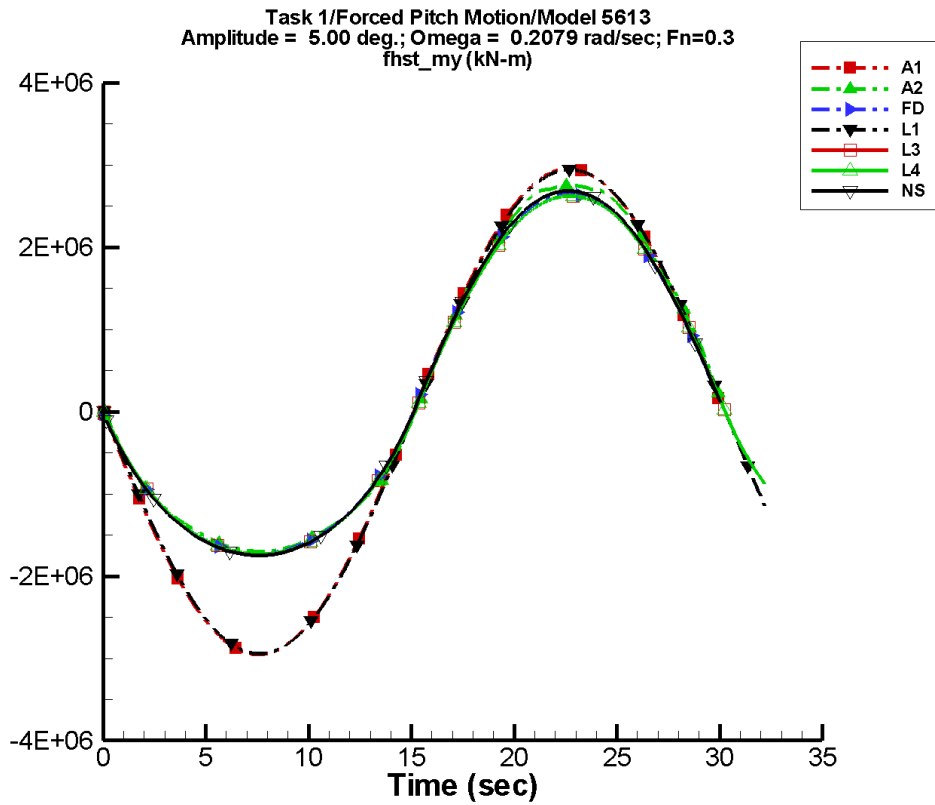
Table E-397. Coefficients of the Fourier fit $a_0 + a_1 \sin(\omega t + \Phi_1) + a_2 \sin(2\omega t + \Phi_2) + \dots$ of M_y^{hst} for one period at amplitude = 3.75 deg, frequency = 0.2079 rad/s, $F_n = 0.3$ in the case of prescribed pitch motion of Model 5613 scaled to $L = 154$ m.

Code	a_0 (kN-m)	a_1 (kN-m)	Φ_1 (deg)	a_2 (kN-m)	Φ_2 (deg)
A1	—	—	—	—	—
A2	1.88E+05	1.81E+06	179	1.85E+05	-94
FD	1.67E+05	1.78E+06	-180	1.58E+05	-87
L1	-4.21	2.21E+06	179	0.441	88
L3	1.58E+05	1.78E+06	179	1.61E+05	-92
L4	1.58E+05	1.78E+06	179	1.61E+05	-92
NF	—	—	—	—	—
NS	1.70E+05	1.80E+06	180	1.52E+05	-90

Table E-398. Minimum and maximum of M_y^{hst} for one period at amplitude = 3.75 deg, frequency = 0.2079 rad/s, $F_n = 0.3$ in the case of prescribed pitch motion of Model 5613 scaled to $L = 154$ m.

Code	Unfiltered		Filtered	
	Minimum (kN-m)	Maximum (kN-m)	Minimum (kN-m)	Maximum (kN-m)
A1	—	—	—	—
A2	-1.39E+06	2.11E+06	-1.39E+06	2.11E+06
FD	-1.42E+06	2.04E+06	-1.42E+06	2.04E+06
L1	-2.21E+06	2.21E+06	-2.21E+06	2.21E+06
L3	-1.43E+06	2.02E+06	-1.43E+06	2.02E+06
L4	-1.43E+06	2.02E+06	-1.43E+06	2.02E+06
NF	—	—	—	—
NS	-1.44E+06	2.06E+06	-1.43E+06	2.05E+06

TASK 1/PITCH MOTION/MODEL 5613



Data identically zero, insufficient, or not available from AEGIR-1 and NFA.

Figure E-200. Time history of M_y^{hst} for one period at amplitude = 5.00 deg, frequency = 0.2079 rad/s, $F_n = 0.3$ in the case of prescribed pitch motion of Model 5613 scaled to $L = 154$ m.

TASK 1/PITCH MOTION/MODEL 5613

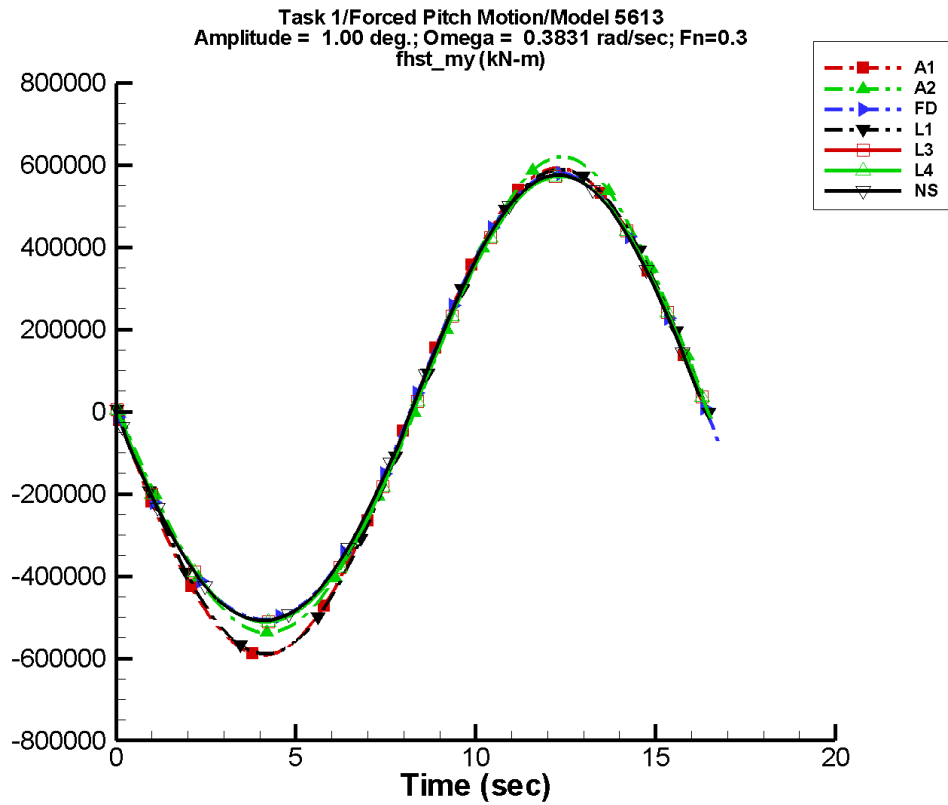
Table E-399. Coefficients of the Fourier fit $a_0 + a_1 \sin(\omega t + \Phi_1) + a_2 \sin(2\omega t + \Phi_2) + \dots$ of M_y^{hst} for one period at amplitude = 5.00 deg, frequency = 0.2079 rad/s, Fn = 0.3 in the case of prescribed pitch motion of Model 5613 scaled to L = 154 m.

Code	a_0 (kN-m)	a_1 (kN-m)	Φ_1 (deg)	a_2 (kN-m)	Φ_2 (deg)
A1	—	—	—	—	—
A2	2.99E+05	2.31E+06	179	2.82E+05	-93
FD	2.56E+05	2.27E+06	-180	2.37E+05	-87
L1	0.114	2.94E+06	179	1.46	100
L3	2.44E+05	2.26E+06	179	2.40E+05	-92
L4	2.44E+05	2.26E+06	179	2.40E+05	-92
NF	—	—	—	—	—
NS	2.62E+05	2.29E+06	180	2.28E+05	-90

Table E-400. Minimum and maximum of M_y^{hst} for one period at amplitude = 5.00 deg, frequency = 0.2079 rad/s, Fn = 0.3 in the case of prescribed pitch motion of Model 5613 scaled to L = 154 m.

Code	Unfiltered		Filtered	
	Minimum (kN-m)	Maximum (kN-m)	Minimum (kN-m)	Maximum (kN-m)
A1	—	—	—	—
A2	-1.70E+06	2.75E+06	-1.70E+06	2.75E+06
FD	-1.73E+06	2.65E+06	-1.73E+06	2.65E+06
L1	-2.94E+06	2.94E+06	-2.94E+06	2.94E+06
L3	-1.73E+06	2.62E+06	-1.73E+06	2.62E+06
L4	-1.73E+06	2.62E+06	-1.73E+06	2.62E+06
NF	—	—	—	—
NS	-1.75E+06	2.69E+06	-1.74E+06	2.68E+06

TASK 1/PITCH MOTION/MODEL 5613



Data identically zero, insufficient, or not available from AEGIR-1 and NFA.

Figure E-201. Time history of M_y^{hst} for one period at amplitude = 1.00 deg, frequency = 0.3831 rad/s, $F_n = 0.3$ in the case of prescribed pitch motion of Model 5613 scaled to $L = 154$ m.

TASK 1/PITCH MOTION/MODEL 5613

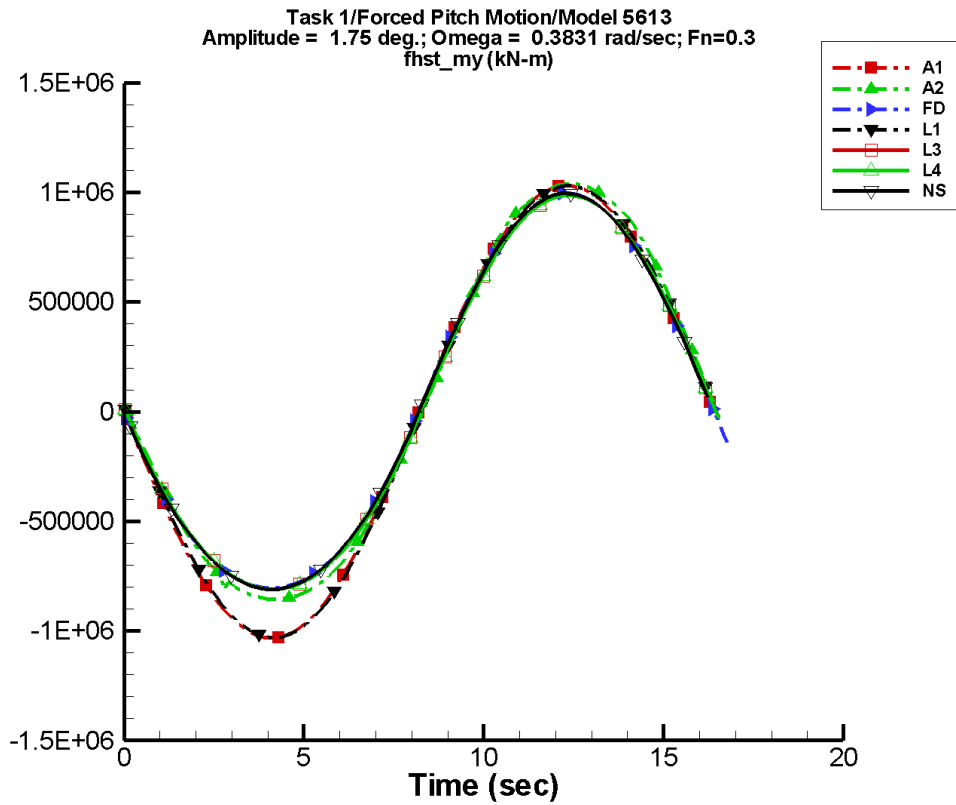
Table E-401. Coefficients of the Fourier fit $a_0 + a_1 \sin(\omega t + \Phi_1) + a_2 \sin(2\omega t + \Phi_2) + \dots$ of M_y^{hst} for one period at amplitude = 1.00 deg, frequency = 0.3831 rad/s, $F_n = 0.3$ in the case of prescribed pitch motion of Model 5613 scaled to $L = 154$ m.

Code	a_0 (kN-m)	a_1 (kN-m)	Φ_1 (deg)	a_2 (kN-m)	Φ_2 (deg)
A1	—	—	—	—	—
A2	2.15E+04	5.75E+05	178	1.91E+04	-93
FD	2.01E+04	5.50E+05	-180	1.76E+04	-88
L1	-2.84	5.89E+05	179	1.12	-70
L3	1.37E+04	5.49E+05	179	1.73E+04	-89
L4	1.37E+04	5.49E+05	179	1.73E+04	-89
NF	—	—	—	—	—
NS	1.72E+04	5.48E+05	180	1.68E+04	-90

Table E-402. Minimum and maximum of M_y^{hst} for one period at amplitude = 1.00 deg, frequency = 0.3831 rad/s, $F_n = 0.3$ in the case of prescribed pitch motion of Model 5613 scaled to $L = 154$ m.

Code	Unfiltered		Filtered	
	Minimum (kN-m)	Maximum (kN-m)	Minimum (kN-m)	Maximum (kN-m)
A1	—	—	—	—
A2	-5.37E+05	6.20E+05	-5.38E+05	6.17E+05
FD	-5.06E+05	5.80E+05	-5.04E+05	5.78E+05
L1	-5.89E+05	5.89E+05	-5.88E+05	5.88E+05
L3	-5.11E+05	5.73E+05	-5.10E+05	5.72E+05
L4	-5.11E+05	5.73E+05	-5.10E+05	5.72E+05
NF	—	—	—	—
NS	-5.08E+05	5.76E+05	-5.04E+05	5.70E+05

TASK 1/PITCH MOTION/MODEL 5613



Data identically zero, insufficient, or not available from AEGIR-1 and NFA.

Figure E-202. Time history of M_y^{hst} for one period at amplitude = 1.75 deg, frequency = 0.3831 rad/s, $F_n = 0.3$ in the case of prescribed pitch motion of Model 5613 scaled to $L = 154$ m.

TASK 1/PITCH MOTION/MODEL 5613

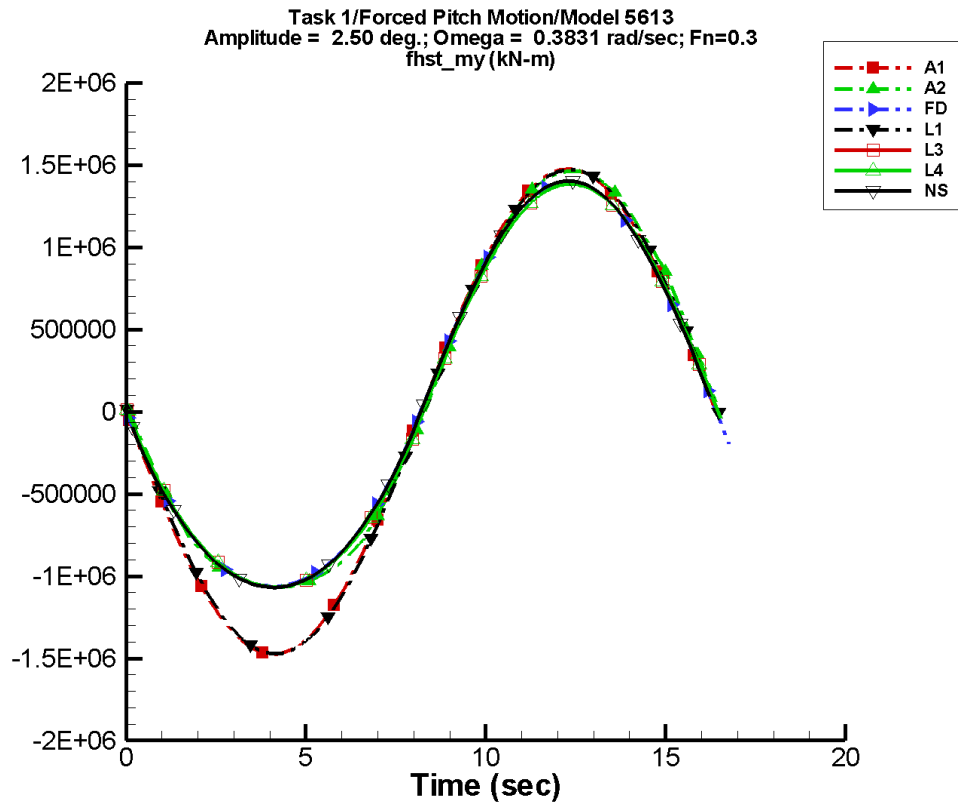
Table E-403. Coefficients of the Fourier fit $a_0 + a_1 \sin(\omega t + \Phi_1) + a_2 \sin(2\omega t + \Phi_2) + \dots$ of M_y^{hst} for one period at amplitude = 1.75 deg, frequency = 0.3831 rad/s, $F_n = 0.3$ in the case of prescribed pitch motion of Model 5613 scaled to $L = 154$ m.

Code	a_0 (kN-m)	a_1 (kN-m)	Φ_1 (deg)	a_2 (kN-m)	Φ_2 (deg)
A1	—	—	—	—	—
A2	5.23E+04	9.73E+05	178	4.73E+04	-97
FD	5.04E+04	9.17E+05	-180	4.78E+04	-88
L1	-2.77	1.03E+06	179	2.06	-75
L3	4.31E+04	9.14E+05	179	4.71E+04	-89
L4	4.31E+04	9.14E+05	179	4.71E+04	-89
NF	—	—	—	—	—
NS	4.88E+04	9.18E+05	-180	4.62E+04	-90

Table E-404. Minimum and maximum of M_y^{hst} for one period at amplitude = 1.75 deg, frequency = 0.3831 rad/s, $F_n = 0.3$ in the case of prescribed pitch motion of Model 5613 scaled to $L = 154$ m.

Code	Unfiltered		Filtered	
	Minimum (kN-m)	Maximum (kN-m)	Minimum (kN-m)	Maximum (kN-m)
A1	—	—	—	—
A2	-8.56E+05	1.04E+06	-8.58E+05	1.04E+06
FD	-8.05E+05	9.97E+05	-8.03E+05	9.93E+05
L1	-1.03E+06	1.03E+06	-1.03E+06	1.03E+06
L3	-8.10E+05	9.86E+05	-8.09E+05	9.85E+05
L4	-8.10E+05	9.86E+05	-8.09E+05	9.85E+05
NF	—	—	—	—
NS	-8.11E+05	9.96E+05	-8.04E+05	9.86E+05

TASK 1/PITCH MOTION/MODEL 5613



Data identically zero, insufficient, or not available from AEGIR-1 and NFA.

Figure E-203. Time history of M_y^{hst} for one period at amplitude = 2.50 deg, frequency = 0.3831 rad/s, $F_n = 0.3$ in the case of prescribed pitch motion of Model 5613 scaled to $L = 154$ m.

TASK 1/PITCH MOTION/MODEL 5613

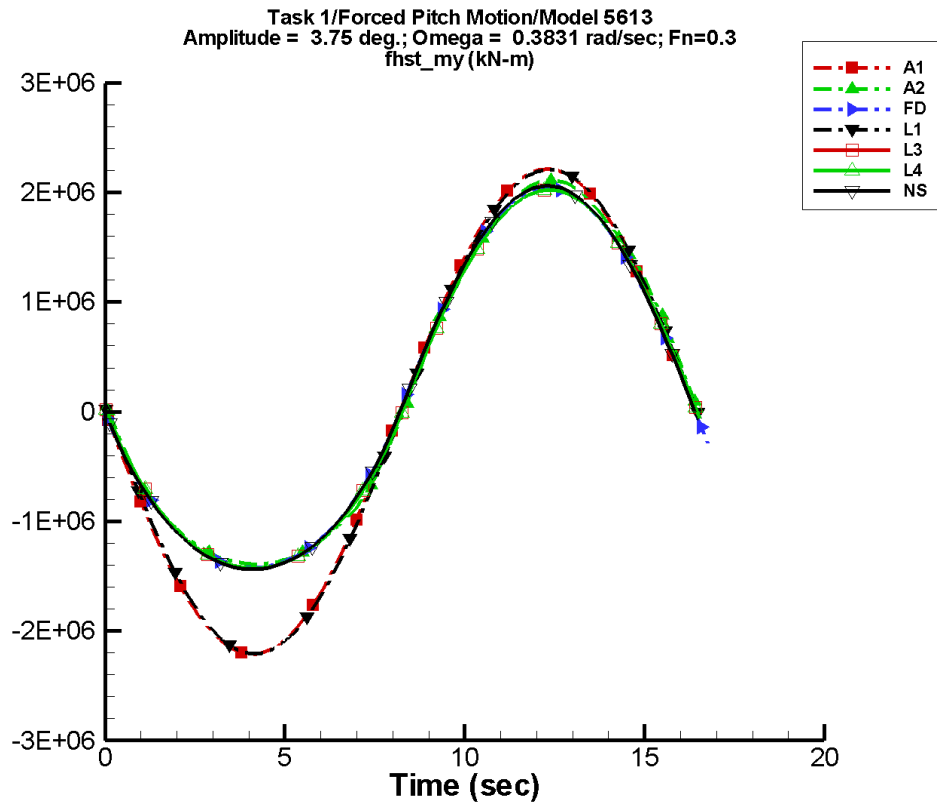
Table E-405. Coefficients of the Fourier fit $a_0 + a_1 \sin(\omega t + \Phi_1) + a_2 \sin(2\omega t + \Phi_2) + \dots$ of M_y^{hst} for one period at amplitude = 2.50 deg, frequency = 0.3831 rad/s, $F_n = 0.3$ in the case of prescribed pitch motion of Model 5613 scaled to $L = 154$ m.

Code	a_0 (kN-m)	a_1 (kN-m)	Φ_1 (deg)	a_2 (kN-m)	Φ_2 (deg)
A1	—	—	—	—	—
A2	1.02E+05	1.31E+06	178	1.04E+05	-97
FD	8.96E+04	1.26E+06	-180	8.46E+04	-88
L1	-5.79	1.47E+06	179	2.82	-72
L3	8.09E+04	1.25E+06	179	8.33E+04	-89
L4	8.09E+04	1.25E+06	179	8.33E+04	-89
NF	—	—	—	—	—
NS	8.95E+04	1.26E+06	-180	8.27E+04	-90

Table E-406. Minimum and maximum of M_y^{hst} for one period at amplitude = 2.50 deg, frequency = 0.3831 rad/s, $F_n = 0.3$ in the case of prescribed pitch motion of Model 5613 scaled to $L = 154$ m.

Code	Unfiltered		Filtered	
	Minimum (kN-m)	Maximum (kN-m)	Minimum (kN-m)	Maximum (kN-m)
A1	—	—	—	—
A2	-1.07E+06	1.46E+06	-1.07E+06	1.46E+06
FD	-1.06E+06	1.40E+06	-1.06E+06	1.39E+06
L1	-1.47E+06	1.47E+06	-1.47E+06	1.47E+06
L3	-1.07E+06	1.38E+06	-1.06E+06	1.38E+06
L4	-1.07E+06	1.38E+06	-1.06E+06	1.38E+06
NF	—	—	—	—
NS	-1.07E+06	1.40E+06	-1.06E+06	1.39E+06

TASK 1/PITCH MOTION/MODEL 5613



Data identically zero, insufficient, or not available from AEGIR-1 and NFA.

Figure E-204. Time history of M_y^{hst} for one period at amplitude = 3.75 deg, frequency = 0.3831 rad/s, $F_n = 0.3$ in the case of prescribed pitch motion of Model 5613 scaled to $L = 154$ m.

TASK 1/PITCH MOTION/MODEL 5613

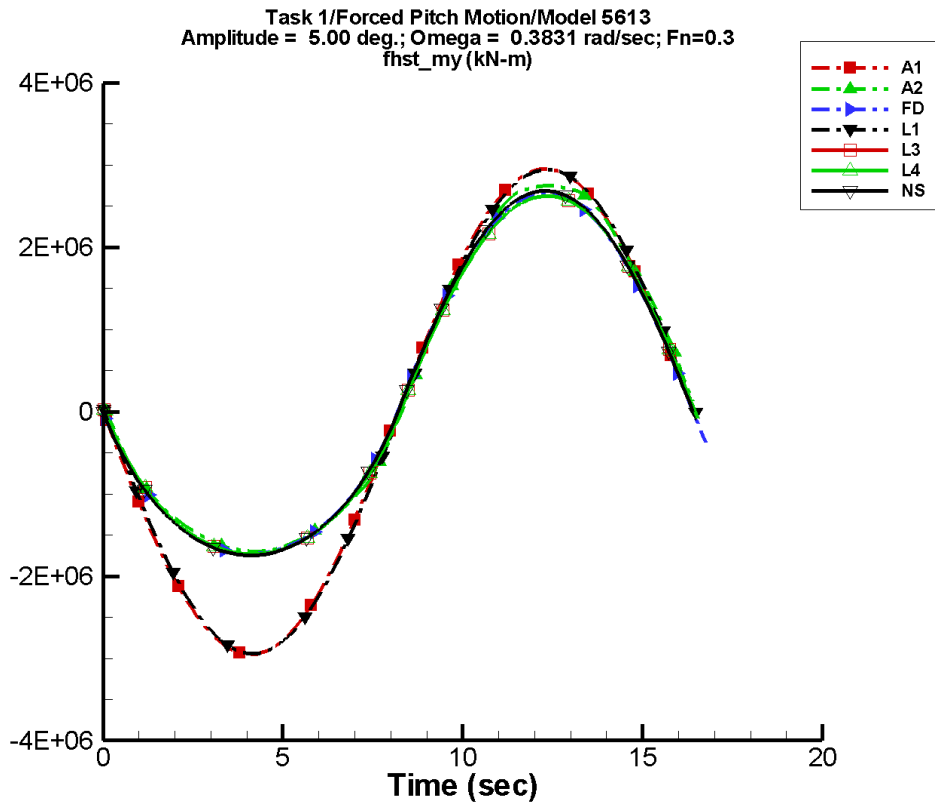
Table E-407. Coefficients of the Fourier fit $a_0 + a_1 \sin(\omega t + \Phi_1) + a_2 \sin(2\omega t + \Phi_2) + \dots$ of M_y^{hst} for one period at amplitude = 3.75 deg, frequency = 0.3831 rad/s, $F_n = 0.3$ in the case of prescribed pitch motion of Model 5613 scaled to $L = 154$ m.

Code	a_0 (kN-m)	a_1 (kN-m)	Φ_1 (deg)	a_2 (kN-m)	Φ_2 (deg)
A1	—	—	—	—	—
A2	1.88E+05	1.81E+06	178	1.85E+05	-96
FD	1.67E+05	1.78E+06	-180	1.54E+05	-88
L1	-6.57	2.21E+06	179	4.17	-77
L3	1.56E+05	1.77E+06	179	1.52E+05	-89
L4	1.56E+05	1.77E+06	179	1.52E+05	-89
NF	—	—	—	—	—
NS	1.70E+05	1.80E+06	-180	1.52E+05	-90

Table E-408. Minimum and maximum of M_y^{hst} for one period at amplitude = 3.75 deg, frequency = 0.3831 rad/s, $F_n = 0.3$ in the case of prescribed pitch motion of Model 5613 scaled to $L = 154$ m.

Code	Unfiltered		Filtered	
	Minimum (kN-m)	Maximum (kN-m)	Minimum (kN-m)	Maximum (kN-m)
A1	—	—	—	—
A2	-1.39E+06	2.11E+06	-1.39E+06	2.10E+06
FD	-1.42E+06	2.04E+06	-1.42E+06	2.03E+06
L1	-2.21E+06	2.21E+06	-2.21E+06	2.21E+06
L3	-1.43E+06	2.02E+06	-1.43E+06	2.02E+06
L4	-1.43E+06	2.02E+06	-1.43E+06	2.02E+06
NF	—	—	—	—
NS	-1.44E+06	2.06E+06	-1.43E+06	2.05E+06

TASK 1/PITCH MOTION/MODEL 5613



Data identically zero, insufficient, or not available from AEGIR-1 and NFA.

Figure E-205. Time history of M_y^{hst} for one period at amplitude = 5.00 deg, frequency = 0.3831 rad/s, $F_n = 0.3$ in the case of prescribed pitch motion of Model 5613 scaled to $L = 154$ m.

TASK 1/PITCH MOTION/MODEL 5613

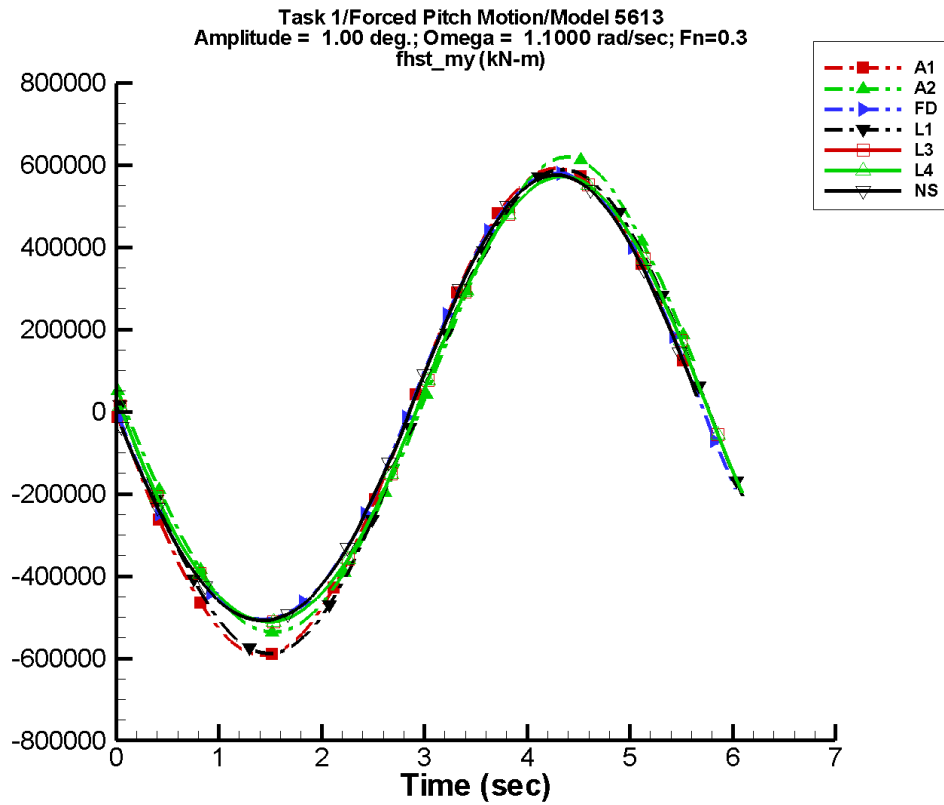
Table E-409. Coefficients of the Fourier fit $a_0 + a_1 \sin(\omega t + \Phi_1) + a_2 \sin(2\omega t + \Phi_2) + \dots$ of M_y^{hst} for one period at amplitude = 5.00 deg, frequency = 0.3831 rad/s, $F_n = 0.3$ in the case of prescribed pitch motion of Model 5613 scaled to $L = 154$ m.

Code	a_0 (kN-m)	a_1 (kN-m)	Φ_1 (deg)	a_2 (kN-m)	Φ_2 (deg)
A1	—	—	—	—	—
A2	2.99E+05	2.31E+06	178	2.83E+05	-95
FD	2.55E+05	2.26E+06	-180	2.30E+05	-88
L1	-11.3	2.94E+06	179	5.33	-71
L3	2.40E+05	2.25E+06	179	2.26E+05	-89
L4	2.40E+05	2.25E+06	179	2.26E+05	-89
NF	—	—	—	—	—
NS	2.62E+05	2.29E+06	180	2.28E+05	-90

Table E-410. Minimum and maximum of M_y^{hst} for one period at amplitude = 5.00 deg, frequency = 0.3831 rad/s, $F_n = 0.3$ in the case of prescribed pitch motion of Model 5613 scaled to $L = 154$ m.

Code	Unfiltered		Filtered	
	Minimum (kN-m)	Maximum (kN-m)	Minimum (kN-m)	Maximum (kN-m)
A1	—	—	—	—
A2	-1.70E+06	2.75E+06	-1.70E+06	2.74E+06
FD	-1.73E+06	2.65E+06	-1.72E+06	2.64E+06
L1	-2.94E+06	2.94E+06	-2.94E+06	2.94E+06
L3	-1.73E+06	2.62E+06	-1.73E+06	2.62E+06
L4	-1.73E+06	2.62E+06	-1.73E+06	2.62E+06
NF	—	—	—	—
NS	-1.75E+06	2.69E+06	-1.74E+06	2.68E+06

TASK 1/PITCH MOTION/MODEL 5613



Data identically zero, insufficient, or not available from AEGIR-1 and NFA.

Figure E-206. Time history of M_y^{hst} for one period at amplitude = 1.00 deg, frequency = 1.1000 rad/s, Fn = 0.3 in the case of prescribed pitch motion of Model 5613 scaled to L = 154 m.

TASK 1/PITCH MOTION/MODEL 5613

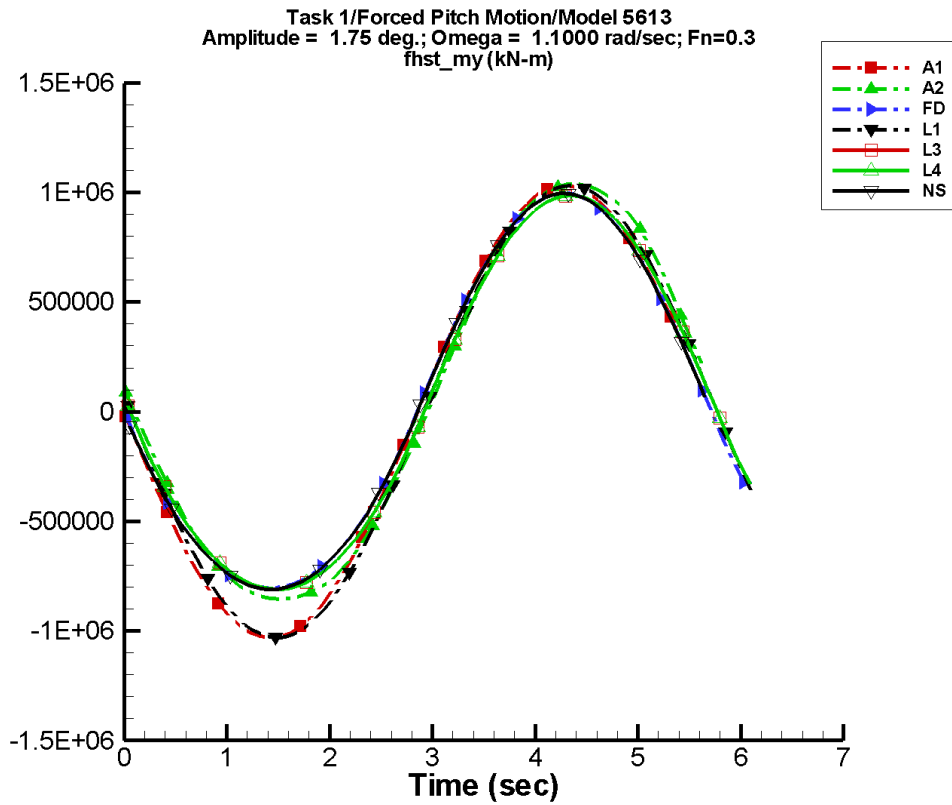
Table E-411. Coefficients of the Fourier fit $a_0 + a_1 \sin(\omega t + \Phi_1) + a_2 \sin(2\omega t + \Phi_2) + \dots$ of M_y^{hst} for one period at amplitude = 1.00 deg, frequency = 1.1000 rad/s, $F_n = 0.3$ in the case of prescribed pitch motion of Model 5613 scaled to $L = 154$ m.

Code	a_0 (kN-m)	a_1 (kN-m)	Φ_1 (deg)	a_2 (kN-m)	Φ_2 (deg)
A1	—	—	—	—	—
A2	2.15E+04	5.75E+05	174	1.93E+04	-102
FD	2.01E+04	5.50E+05	-180	1.89E+04	-89
L1	-40.7	5.89E+05	176	0.178	-19
L3	1.38E+04	5.49E+05	176	1.88E+04	-98
L4	1.38E+04	5.49E+05	176	1.88E+04	-98
NF	—	—	—	—	—
NS	1.72E+04	5.48E+05	180	1.68E+04	-90

Table E-412. Minimum and maximum of M_y^{hst} for one period at amplitude = 1.00 deg, frequency = 1.1000 rad/s, $F_n = 0.3$ in the case of prescribed pitch motion of Model 5613 scaled to $L = 154$ m.

Code	Unfiltered		Filtered	
	Minimum (kN-m)	Maximum (kN-m)	Minimum (kN-m)	Maximum (kN-m)
A1	—	—	—	—
A2	-5.37E+05	6.19E+05	-5.21E+05	5.97E+05
FD	-5.06E+05	5.80E+05	-4.92E+05	5.63E+05
L1	-5.89E+05	5.89E+05	-5.82E+05	5.82E+05
L3	-5.11E+05	5.73E+05	-5.06E+05	5.66E+05
L4	-5.11E+05	5.73E+05	-5.06E+05	5.66E+05
NF	—	—	—	—
NS	-5.08E+05	5.76E+05	-5.04E+05	5.70E+05

TASK 1/PITCH MOTION/MODEL 5613



Data identically zero, insufficient, or not available from AEGIR-1 and NFA.

Figure E-207. Time history of M_y^{hst} for one period at amplitude = 1.75 deg, frequency = 1.1000 rad/s, $F_n = 0.3$ in the case of prescribed pitch motion of Model 5613 scaled to $L = 154$ m.

TASK 1/PITCH MOTION/MODEL 5613

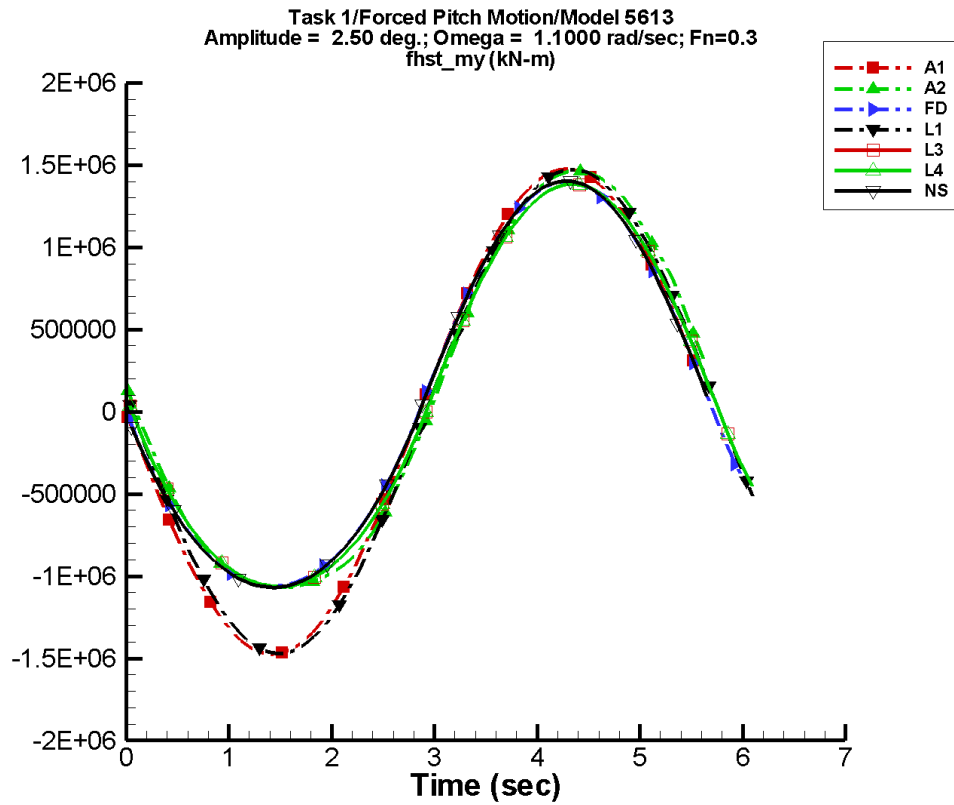
Table E-413. Coefficients of the Fourier fit $a_0 + a_1 \sin(\omega t + \Phi_1) + a_2 \sin(2\omega t + \Phi_2) + \dots$ of M_y^{hst} for one period at amplitude = 1.75 deg, frequency = 1.1000 rad/s, $F_n = 0.3$ in the case of prescribed pitch motion of Model 5613 scaled to $L = 154$ m.

Code	a_0 (kN-m)	a_1 (kN-m)	Φ_1 (deg)	a_2 (kN-m)	Φ_2 (deg)
A1	—	—	—	—	—
A2	5.22E+04	9.73E+05	174	4.70E+04	-104
FD	5.03E+04	9.18E+05	-180	5.12E+04	-90
L1	-70.9	1.03E+06	176	0.312	49
L3	4.33E+04	9.15E+05	176	5.10E+04	-98
L4	4.33E+04	9.15E+05	176	5.10E+04	-98
NF	—	—	—	—	—
NS	4.88E+04	9.18E+05	-180	4.62E+04	-90

Table E-414. Minimum and maximum of M_y^{hst} for one period at amplitude = 1.75 deg, frequency = 1.1000 rad/s, $F_n = 0.3$ in the case of prescribed pitch motion of Model 5613 scaled to $L = 154$ m.

Code	Unfiltered		Filtered	
	Minimum (kN-m)	Maximum (kN-m)	Minimum (kN-m)	Maximum (kN-m)
A1	—	—	—	—
A2	-8.56E+05	1.04E+06	-8.37E+05	1.02E+06
FD	-8.05E+05	9.95E+05	-7.84E+05	9.66E+05
L1	-1.03E+06	1.03E+06	-1.02E+06	1.02E+06
L3	-8.09E+05	9.86E+05	-8.02E+05	9.75E+05
L4	-8.09E+05	9.86E+05	-8.02E+05	9.75E+05
NF	—	—	—	—
NS	-8.11E+05	9.96E+05	-8.04E+05	9.86E+05

TASK 1/PITCH MOTION/MODEL 5613



Data identically zero, insufficient, or not available from AEGIR-1 and NFA.

Figure E-208. Time history of M_y^{hst} for one period at amplitude = 2.50 deg, frequency = 1.1000 rad/s, $F_n = 0.3$ in the case of prescribed pitch motion of Model 5613 scaled to $L = 154$ m.

TASK 1/PITCH MOTION/MODEL 5613

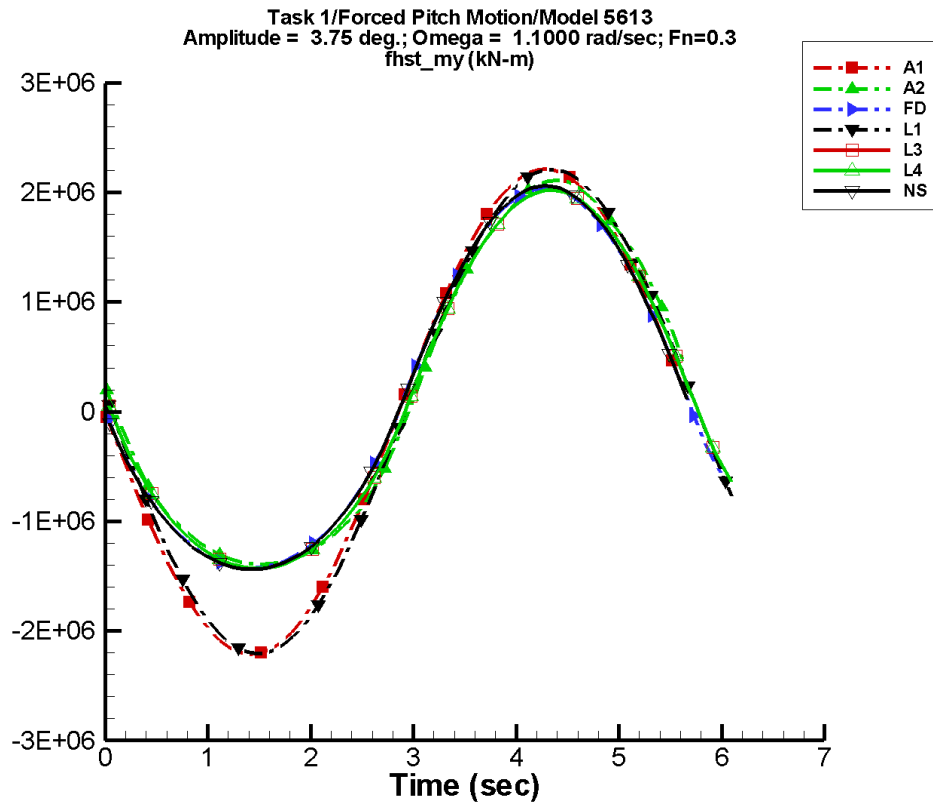
Table E-415. Coefficients of the Fourier fit $a_0 + a_1 \sin(\omega t + \Phi_1) + a_2 \sin(2\omega t + \Phi_2) + \dots$ of M_y^{hst} for one period at amplitude = 2.50 deg, frequency = 1.1000 rad/s, Fn = 0.3 in the case of prescribed pitch motion of Model 5613 scaled to L = 154 m.

Code	a_0 (kN-m)	a_1 (kN-m)	Φ_1 (deg)	a_2 (kN-m)	Φ_2 (deg)
A1	—	—	—	—	—
A2	1.02E+05	1.31E+06	174	1.02E+05	-105
FD	8.94E+04	1.26E+06	-180	9.07E+04	-90
L1	-101.	1.47E+06	176	0.213	88
L3	8.12E+04	1.25E+06	176	9.01E+04	-98
L4	8.12E+04	1.25E+06	176	9.01E+04	-98
NF	—	—	—	—	—
NS	8.95E+04	1.26E+06	-180	8.27E+04	-90

Table E-416. Minimum and maximum of M_y^{hst} for one period at amplitude = 2.50 deg, frequency = 1.1000 rad/s, Fn = 0.3 in the case of prescribed pitch motion of Model 5613 scaled to L = 154 m.

Code	Unfiltered		Filtered	
	Minimum (kN-m)	Maximum (kN-m)	Minimum (kN-m)	Maximum (kN-m)
A1	—	—	—	—
A2	-1.07E+06	1.46E+06	-1.05E+06	1.42E+06
FD	-1.06E+06	1.40E+06	-1.04E+06	1.36E+06
L1	-1.47E+06	1.47E+06	-1.46E+06	1.46E+06
L3	-1.07E+06	1.38E+06	-1.06E+06	1.37E+06
L4	-1.07E+06	1.38E+06	-1.06E+06	1.37E+06
NF	—	—	—	—
NS	-1.07E+06	1.40E+06	-1.06E+06	1.39E+06

TASK 1/PITCH MOTION/MODEL 5613



Data identically zero, insufficient, or not available from AEGIR-1 and NFA.

Figure E-209. Time history of M_y^{hst} for one period at amplitude = 3.75 deg, frequency = 1.1000 rad/s, $F_n = 0.3$ in the case of prescribed pitch motion of Model 5613 scaled to $L = 154$ m.

TASK 1/PITCH MOTION/MODEL 5613

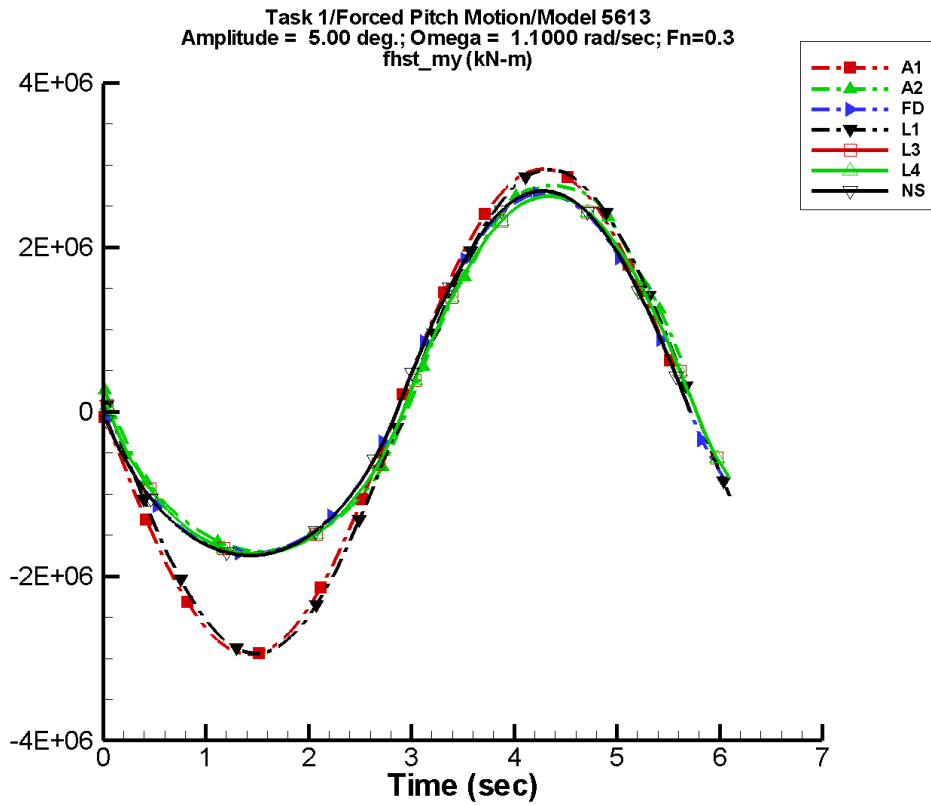
Table E-417. Coefficients of the Fourier fit $a_0 + a_1 \sin(\omega t + \Phi_1) + a_2 \sin(2\omega t + \Phi_2) + \dots$ of M_y^{hst} for one period at amplitude = 3.75 deg, frequency = 1.1000 rad/s, $F_n = 0.3$ in the case of prescribed pitch motion of Model 5613 scaled to $L = 154$ m.

Code	a_0 (kN-m)	a_1 (kN-m)	Φ_1 (deg)	a_2 (kN-m)	Φ_2 (deg)
A1	—	—	—	—	—
A2	1.88E+05	1.81E+06	174	1.82E+05	-104
FD	1.66E+05	1.78E+06	-180	1.65E+05	-90
L1	-153.	2.21E+06	176	0.750	35
L3	1.56E+05	1.78E+06	176	1.64E+05	-98
L4	1.56E+05	1.78E+06	176	1.64E+05	-98
NF	—	—	—	—	—
NS	1.70E+05	1.80E+06	180	1.52E+05	-90

Table E-418. Minimum and maximum of M_y^{hst} for one period at amplitude = 3.75 deg, frequency = 1.1000 rad/s, $F_n = 0.3$ in the case of prescribed pitch motion of Model 5613 scaled to $L = 154$ m.

Code	Unfiltered		Filtered	
	Minimum (kN-m)	Maximum (kN-m)	Minimum (kN-m)	Maximum (kN-m)
A1	—	—	—	—
A2	-1.39E+06	2.11E+06	-1.36E+06	2.04E+06
FD	-1.42E+06	2.04E+06	-1.39E+06	1.98E+06
L1	-2.21E+06	2.21E+06	-2.18E+06	2.18E+06
L3	-1.43E+06	2.02E+06	-1.42E+06	2.00E+06
L4	-1.43E+06	2.02E+06	-1.42E+06	2.00E+06
NF	—	—	—	—
NS	-1.44E+06	2.06E+06	-1.43E+06	2.05E+06

TASK 1/PITCH MOTION/MODEL 5613



Data identically zero, insufficient, or not available from AEGIR-1 and NFA.

Figure E-210. Time history of M_y^{hst} for one period at amplitude = 5.00 deg, frequency = 1.1000 rad/s, $F_n = 0.3$ in the case of prescribed pitch motion of Model 5613 scaled to $L = 154$ m.

TASK 1/PITCH MOTION/MODEL 5613

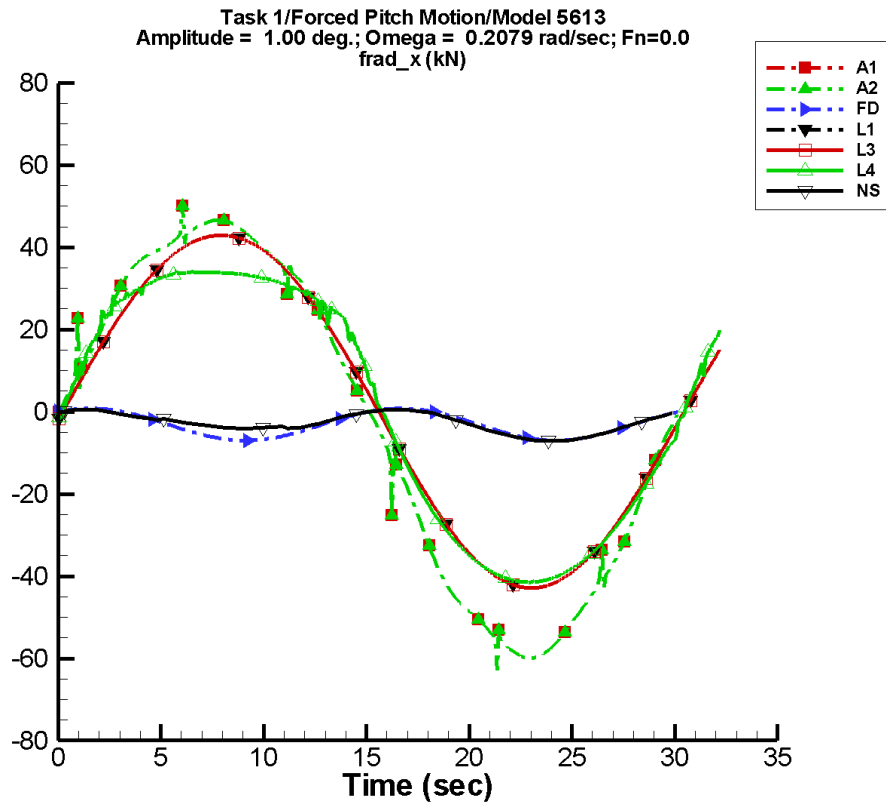
Table E-419. Coefficients of the Fourier fit $a_0 + a_1 \sin(\omega t + \Phi_1) + a_2 \sin(2\omega t + \Phi_2) + \dots$ of M_y^{hst} for one period at amplitude = 5.00 deg, frequency = 1.1000 rad/s, Fn = 0.3 in the case of prescribed pitch motion of Model 5613 scaled to L = 154 m.

Code	a_0 (kN-m)	a_1 (kN-m)	Φ_1 (deg)	a_2 (kN-m)	Φ_2 (deg)
A1	—	—	—	—	—
A2	2.99E+05	2.31E+06	174	2.80E+05	-104
FD	2.54E+05	2.27E+06	-180	2.47E+05	-90
L1	-203.	2.94E+06	176	1.86	65
L3	2.41E+05	2.26E+06	176	2.45E+05	-98
L4	2.41E+05	2.26E+06	176	2.45E+05	-98
NF	—	—	—	—	—
NS	2.62E+05	2.29E+06	180	2.28E+05	-90

Table E-420. Minimum and maximum of M_y^{hst} for one period at amplitude = 5.00 deg, frequency = 1.1000 rad/s, Fn = 0.3 in the case of prescribed pitch motion of Model 5613 scaled to L = 154 m.

Code	Unfiltered		Filtered	
	Minimum (kN-m)	Maximum (kN-m)	Minimum (kN-m)	Maximum (kN-m)
A1	—	—	—	—
A2	-1.70E+06	2.75E+06	-1.66E+06	2.70E+06
FD	-1.73E+06	2.65E+06	-1.69E+06	2.58E+06
L1	-2.94E+06	2.94E+06	-2.91E+06	2.91E+06
L3	-1.73E+06	2.62E+06	-1.72E+06	2.60E+06
L4	-1.73E+06	2.62E+06	-1.72E+06	2.60E+06
NF	—	—	—	—
NS	-1.75E+06	2.69E+06	-1.74E+06	2.68E+06

TASK 1/PITCH MOTION/MODEL 5613



Data identically zero, insufficient, or not available from FREDYN, NFA and NSHIPMO.

Figure E-211. Time history of F_x^{rad} for one period at amplitude = 1.00 deg, frequency = 0.2079 rad/s, $F_n = 0.0$ in the case of prescribed pitch motion of Model 5613 scaled to $L = 154$ m.

TASK 1/PITCH MOTION/MODEL 5613

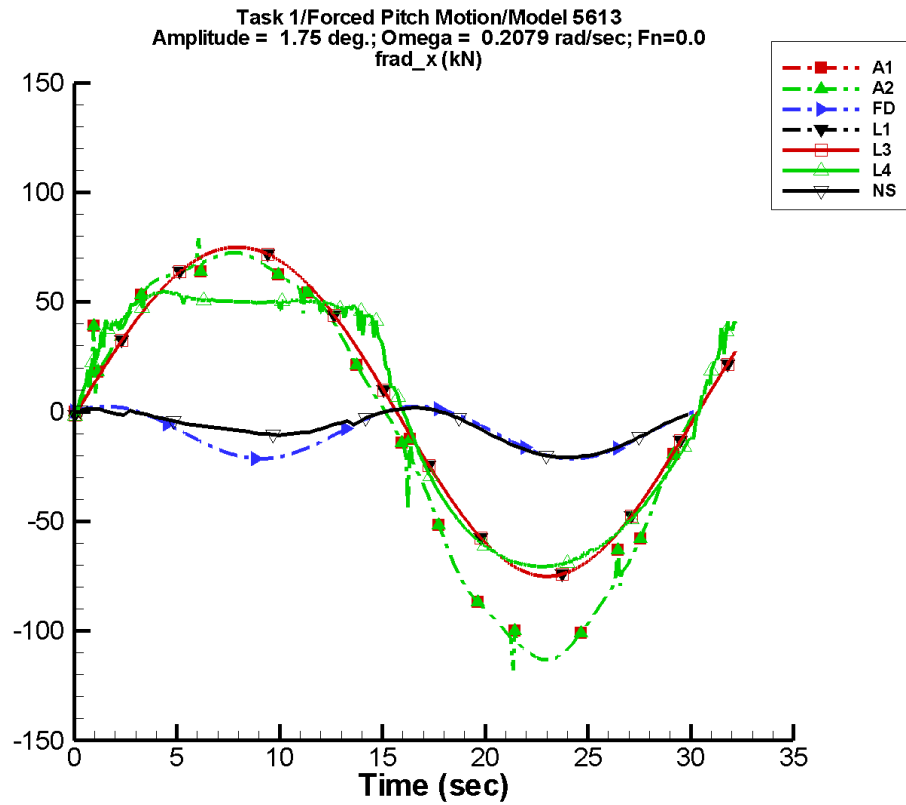
Table E-421. Coefficients of the Fourier fit $a_0 + a_1 \sin(\omega t + \Phi_1) + a_2 \sin(2\omega t + \Phi_2) + \dots$ of F_x^{rad} for one period at amplitude = 1.00 deg, frequency = 0.2079 rad/s, $F_n = 0.0$ in the case of prescribed pitch motion of Model 5613 scaled to $L = 154$ m.

Code	a_0 (kN)	a_1 (kN)	Φ_1 (deg)	a_2 (kN)	Φ_2 (deg)
A1	-3.35	52.5	0	3.35	83
A2	-3.35	52.5	0	3.35	83
FD	—	—	—	—	—
L1	0.548	42.9	-4	0.549	87
L3	0.548	42.9	-4	0.549	87
L4	-3.40E-02	40.5	-4	4.40	78
NF	—	—	—	—	—
NS	—	—	—	—	—

Table E-422. Minimum and maximum of F_x^{rad} for one period at amplitude = 1.00 deg, frequency = 0.2079 rad/s, $F_n = 0.0$ in the case of prescribed pitch motion of Model 5613 scaled to $L = 154$ m.

Code	Unfiltered		Filtered	
	Minimum (kN)	Maximum (kN)	Minimum (kN)	Maximum (kN)
A1	-62.8	50.1	-59.8	46.5
A2	-62.8	50.1	-59.8	46.5
FD	—	—	—	—
L1	-42.9	42.9	-42.9	42.9
L3	-42.9	42.9	-42.9	42.9
L4	-41.5	34.3	-41.4	33.9
NF	—	—	—	—
NS	—	—	—	—

TASK 1/PITCH MOTION/MODEL 5613



Data identically zero, insufficient, or not available from FREDYN, NFA and NSHIPMO.

Figure E-212. Time history of F_x^{rad} for one period at amplitude = 1.75 deg, frequency = 0.2079 rad/s, $F_n = 0.0$ in the case of prescribed pitch motion of Model 5613 scaled to $L = 154$ m.

TASK 1/PITCH MOTION/MODEL 5613

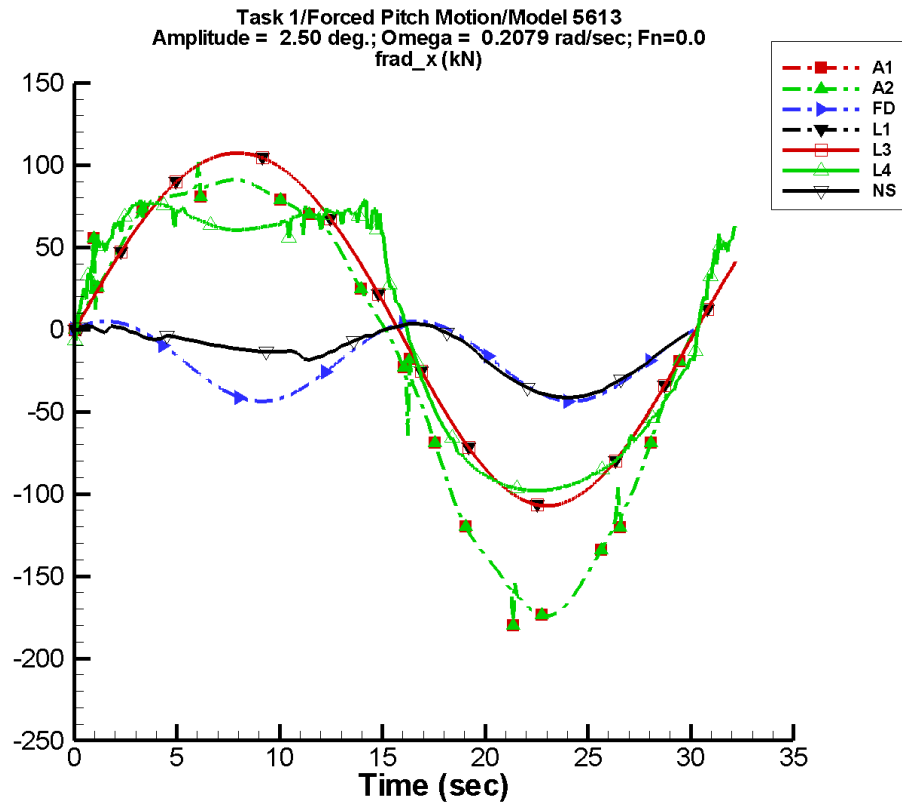
Table E-423. Coefficients of the Fourier fit $a_0 + a_1 \sin(\omega t + \Phi_1) + a_2 \sin(2\omega t + \Phi_2) + \dots$ of F_x^{rad} for one period at amplitude = 1.75 deg, frequency = 0.2079 rad/s, $F_n = 0.0$ in the case of prescribed pitch motion of Model 5613 scaled to $L = 154$ m.

Code	a_0 (kN)	a_1 (kN)	Φ_1 (deg)	a_2 (kN)	Φ_2 (deg)
A1	-10.1	91.4	0	10.2	83
A2	-10.1	91.4	0	10.2	83
FD	—	—	—	—	—
L1	1.68	75.1	-4	1.68	87
L3	1.68	75.1	-4	1.68	87
L4	4.93E-02	67.8	-4	12.5	79
NF	—	—	—	—	—
NS	—	—	—	—	—

Table E-424. Minimum and maximum of F_x^{rad} for one period at amplitude = 1.75 deg, frequency = 0.2079 rad/s, $F_n = 0.0$ in the case of prescribed pitch motion of Model 5613 scaled to $L = 154$ m.

Code	Unfiltered		Filtered	
	Minimum (kN)	Maximum (kN)	Minimum (kN)	Maximum (kN)
A1	-118.	79.2	-113.	72.4
A2	-118.	79.2	-113.	72.4
FD	—	—	—	—
L1	-75.1	75.1	-75.0	75.1
L3	-75.1	75.1	-75.0	75.1
L4	-70.6	54.9	-70.6	54.6
NF	—	—	—	—
NS	—	—	—	—

TASK 1/PITCH MOTION/MODEL 5613



Data identically zero, insufficient, or not available from FREDYN, NFA and NSHIPMO.

Figure E-213. Time history of F_x^{rad} for one period at amplitude = 2.50 deg, frequency = 0.2079 rad/s, Fn = 0.0 in the case of prescribed pitch motion of Model 5613 scaled to L = 154 m.

TASK 1/PITCH MOTION/MODEL 5613

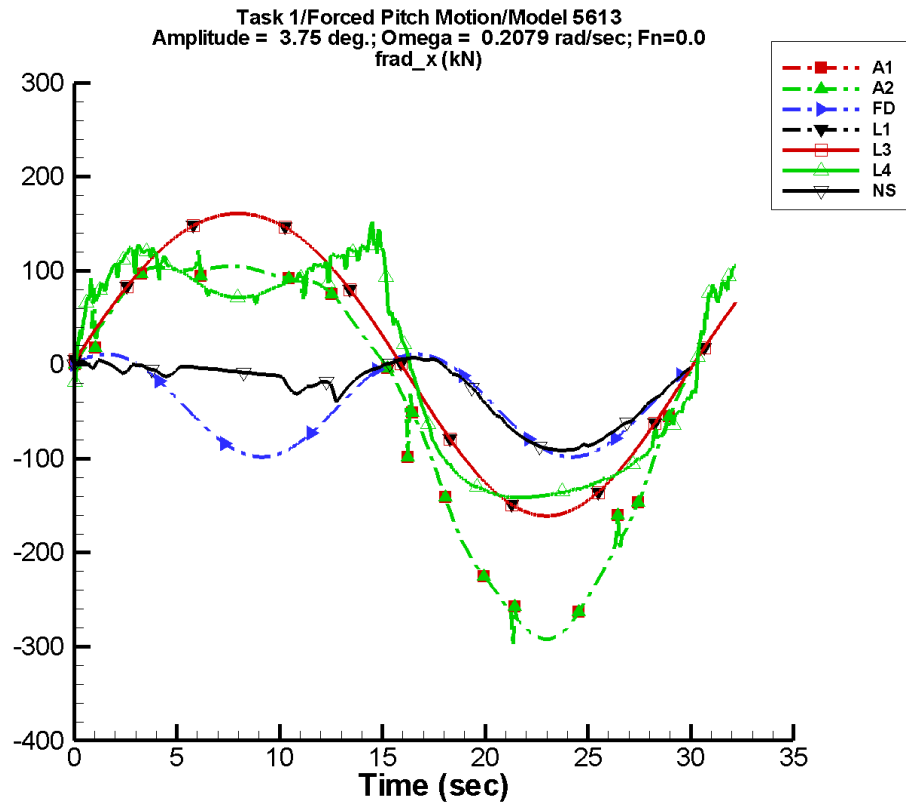
Table E-425. Coefficients of the Fourier fit $a_0 + a_1 \sin(\omega t + \Phi_1) + a_2 \sin(2\omega t + \Phi_2) + \dots$ of F_x^{rad} for one period at amplitude = 2.50 deg, frequency = 0.2079 rad/s, $F_n = 0.0$ in the case of prescribed pitch motion of Model 5613 scaled to $L = 154$ m.

Code	a_0 (kN)	a_1 (kN)	Φ_1 (deg)	a_2 (kN)	Φ_2 (deg)
A1	-20.7	131.	0	20.7	83
A2	-20.7	131.	0	20.7	83
FD	—	—	—	—	—
L1	3.43	107.	-4	3.43	87
L3	3.43	107.	-4	3.43	87
L4	0.249	93.5	-5	23.2	79
NF	—	—	—	—	—
NS	—	—	—	—	—

Table E-426. Minimum and maximum of of F_x^{rad} for one period at amplitude = 2.50 deg, frequency = 0.2079 rad/s, $F_n = 0.0$ in the case of prescribed pitch motion of Model 5613 scaled to $L = 154$ m.

Code	Unfiltered		Filtered	
	Minimum (kN)	Maximum (kN)	Minimum (kN)	Maximum (kN)
A1	-180.	102.	-174.	90.9
A2	-180.	102.	-174.	90.9
FD	—	—	—	—
L1	-107.	107.	-107.	107.
L3	-107.	107.	-107.	107.
L4	-97.9	78.9	-97.9	76.7
NF	—	—	—	—
NS	—	—	—	—

TASK 1/PITCH MOTION/MODEL 5613



Data identically zero, insufficient, or not available from FREDYN, NFA and NSHIPMO.

Figure E-214. Time history of F_x^{rad} for one period at amplitude = 3.75 deg, frequency = 0.2079 rad/s, $F_n = 0.0$ in the case of prescribed pitch motion of Model 5613 scaled to $L = 154$ m.

TASK 1/PITCH MOTION/MODEL 5613

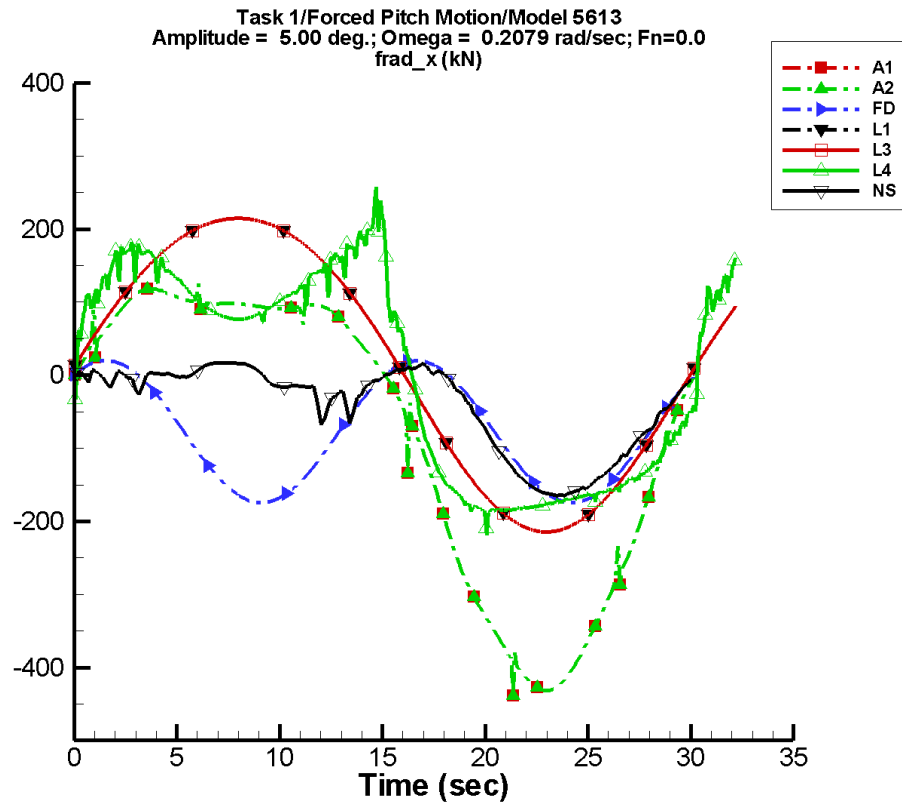
Table E-427. Coefficients of the Fourier fit $a_0 + a_1 \sin(\omega t + \Phi_1) + a_2 \sin(2\omega t + \Phi_2) + \dots$ of F_x^{rad} for one period at amplitude = 3.75 deg, frequency = 0.2079 rad/s, $F_n = 0.0$ in the case of prescribed pitch motion of Model 5613 scaled to $L = 154$ m.

Code	a_0 (kN)	a_1 (kN)	Φ_1 (deg)	a_2 (kN)	Φ_2 (deg)
A1	-46.4	196.	0	46.6	83
A2	-46.4	196.	0	46.6	83
FD	—	—	—	—	—
L1	7.71	161.	-4	7.72	87
L3	7.71	161.	-4	7.72	87
L4	0.981	134.	-5	44.9	80
NF	—	—	—	—	—
NS	—	—	—	—	—

Table E-428. Minimum and maximum of of F_x^{rad} for one period at amplitude = 3.75 deg, frequency = 0.2079 rad/s, $F_n = 0.0$ in the case of prescribed pitch motion of Model 5613 scaled to $L = 154$ m.

Code	Unfiltered		Filtered	
	Minimum (kN)	Maximum (kN)	Minimum (kN)	Maximum (kN)
A1	-299.	123.	-292.	106.
A2	-299.	123.	-292.	106.
FD	—	—	—	—
L1	-161.	161.	-161.	161.
L3	-161.	161.	-161.	161.
L4	-141.	152.	-141.	136.
NF	—	—	—	—
NS	—	—	—	—

TASK 1/PITCH MOTION/MODEL 5613



Data identically zero, insufficient, or not available from FREDYN, NFA and NSHIPMO.

Figure E-215. Time history of F_x^{rad} for one period at amplitude = 5.00 deg, frequency = 0.2079 rad/s, $F_n = 0.0$ in the case of prescribed pitch motion of Model 5613 scaled to $L = 154$ m.

TASK 1/PITCH MOTION/MODEL 5613

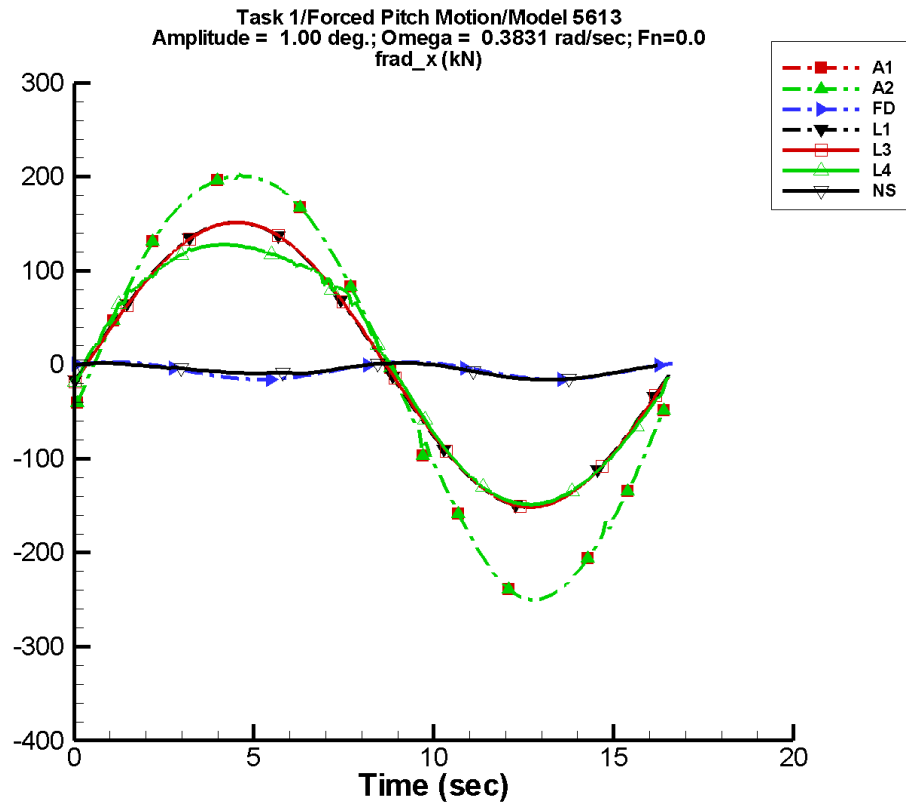
Table E-429. Coefficients of the Fourier fit $a_0 + a_1 \sin(\omega t + \Phi_1) + a_2 \sin(2\omega t + \Phi_2) + \dots$ of F_x^{rad} for one period at amplitude = 5.00 deg, frequency = 0.2079 rad/s, $F_n = 0.0$ in the case of prescribed pitch motion of Model 5613 scaled to $L = 154$ m.

Code	a_0 (kN)	a_1 (kN)	Φ_1 (deg)	a_2 (kN)	Φ_2 (deg)
A1	-82.6	261.	0	83.0	83
A2	-82.6	261.	0	83.0	83
FD	—	—	—	—	—
L1	13.7	215.	-4	13.7	87
L3	13.7	215.	-4	13.7	87
L4	2.02	175.	-5	69.3	80
NF	—	—	—	—	—
NS	—	—	—	—	—

Table E-430. Minimum and maximum of F_x^{rad} for one period at amplitude = 5.00 deg, frequency = 0.2079 rad/s, $F_n = 0.0$ in the case of prescribed pitch motion of Model 5613 scaled to $L = 154$ m.

Code	Unfiltered		Filtered	
	Minimum (kN)	Maximum (kN)	Minimum (kN)	Maximum (kN)
A1	-439.	125.	-431.	119.
A2	-439.	125.	-431.	119.
FD	—	—	—	—
L1	-214.	215.	-214.	215.
L3	-214.	215.	-214.	215.
L4	-218.	258.	-193.	228.
NF	—	—	—	—
NS	—	—	—	—

TASK 1/PITCH MOTION/MODEL 5613



Data identically zero, insufficient, or not available from FREDYN, NFA and NSHIPMO.

Figure E-216. Time history of F_x^{rad} for one period at amplitude = 1.00 deg, frequency = 0.3831 rad/s, $F_n = 0.0$ in the case of prescribed pitch motion of Model 5613 scaled to $L = 154$ m.

TASK 1/PITCH MOTION/MODEL 5613

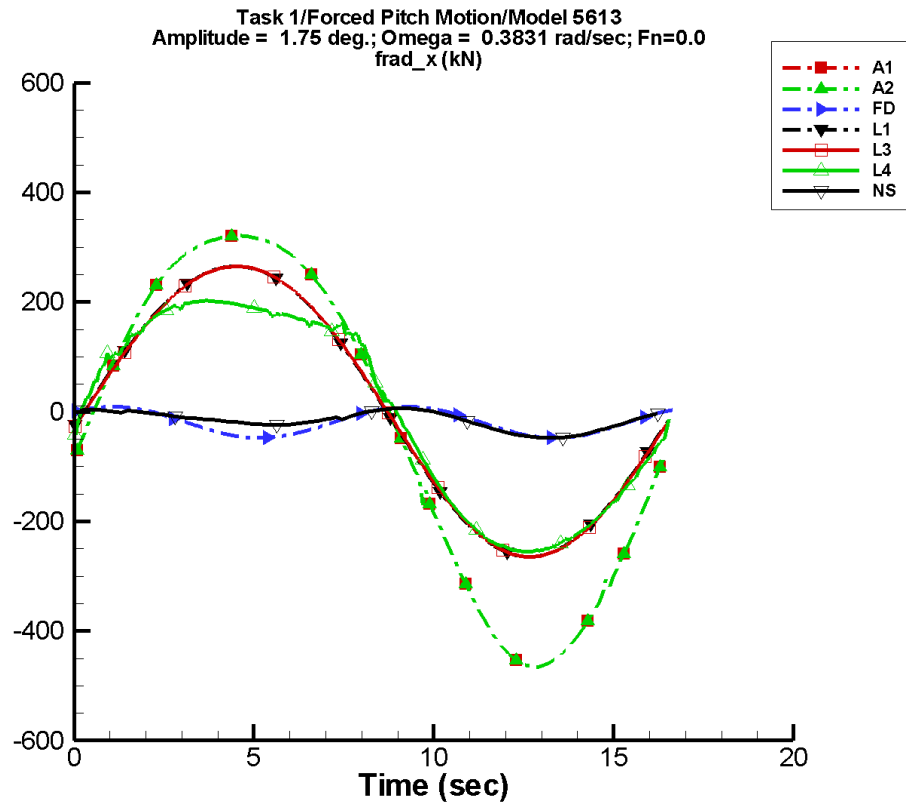
Table E-431. Coefficients of the Fourier fit $a_0 + a_1 \sin(\omega t + \Phi_1) + a_2 \sin(2\omega t + \Phi_2) + \dots$ of F_x^{rad} for one period at amplitude = 1.00 deg, frequency = 0.3831 rad/s, $F_n = 0.0$ in the case of prescribed pitch motion of Model 5613 scaled to $L = 154$ m.

Code	a_0 (kN)	a_1 (kN)	Φ_1 (deg)	a_2 (kN)	Φ_2 (deg)
A1	-10.6	225.	-12	12.6	57
A2	-10.6	225.	-12	12.6	57
FD	—	—	—	—	—
L1	1.82	151.	-8	1.83	87
L3	1.82	151.	-9	1.83	84
L4	3.41E-02	143.	-9	11.8	68
NF	—	—	—	—	—
NS	—	—	—	—	—

Table E-432. Minimum and maximum of F_x^{rad} for one period at amplitude = 1.00 deg, frequency = 0.3831 rad/s, $F_n = 0.0$ in the case of prescribed pitch motion of Model 5613 scaled to $L = 154$ m.

Code	Unfiltered		Filtered	
	Minimum (kN)	Maximum (kN)	Minimum (kN)	Maximum (kN)
A1	-250.	202.	-249.	200.
A2	-250.	202.	-249.	200.
FD	—	—	—	—
L1	-151.	151.	-151.	151.
L3	-151.	151.	-151.	151.
L4	-149.	128.	-148.	128.
NF	—	—	—	—
NS	—	—	—	—

TASK 1/PITCH MOTION/MODEL 5613



Data identically zero, insufficient, or not available from FREDYN, NFA and NSHIPMO.

Figure E-217. Time history of F_x^{rad} for one period at amplitude = 1.75 deg, frequency = 0.3831 rad/s, $F_n = 0.0$ in the case of prescribed pitch motion of Model 5613 scaled to $L = 154$ m.

TASK 1/PITCH MOTION/MODEL 5613

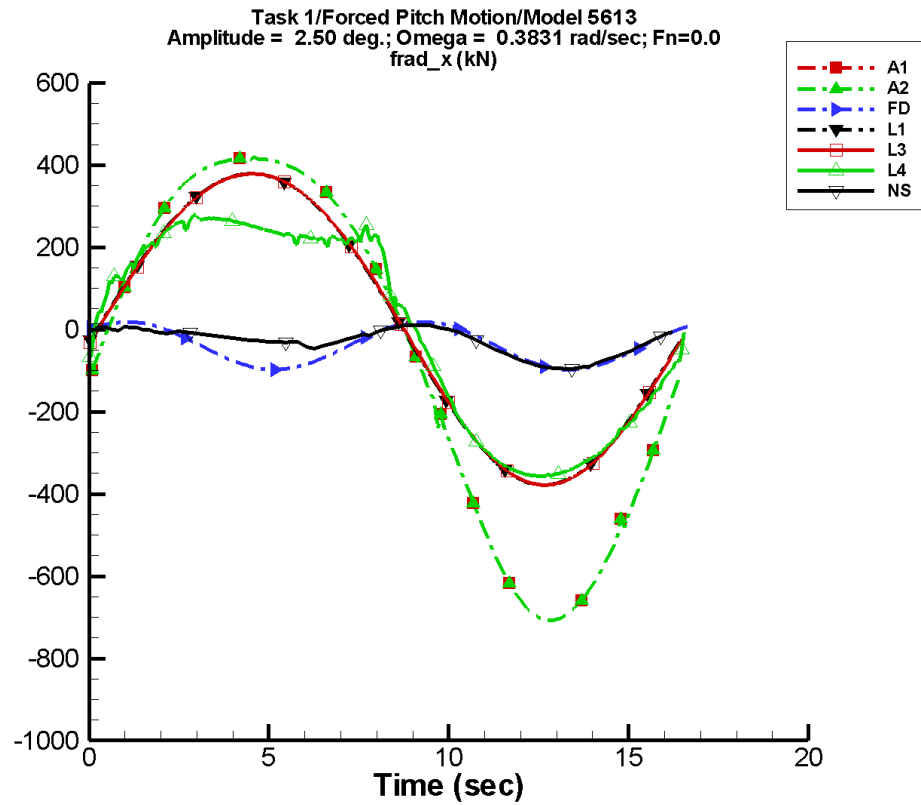
Table E-433. Coefficients of the Fourier fit $a_0 + a_1 \sin(\omega t + \Phi_1) + a_2 \sin(2\omega t + \Phi_2) + \dots$ of F_x^{rad} for one period at amplitude = 1.75 deg, frequency = 0.3831 rad/s, $F_n = 0.0$ in the case of prescribed pitch motion of Model 5613 scaled to $L = 154$ m.

Code	a_0 (kN)	a_1 (kN)	Φ_1 (deg)	a_2 (kN)	Φ_2 (deg)
A1	-32.0	393.	-12	37.9	58
A2	-32.0	393.	-12	37.9	58
FD	—	—	—	—	—
L1	5.58	265.	-8	5.60	87
L3	5.58	265.	-9	5.61	84
L4	0.394	238.	-9	33.7	68
NF	—	—	—	—	—
NS	—	—	—	—	—

Table E-434. Minimum and maximum of F_x^{rad} for one period at amplitude = 1.75 deg, frequency = 0.3831 rad/s, $F_n = 0.0$ in the case of prescribed pitch motion of Model 5613 scaled to $L = 154$ m.

Code	Unfiltered		Filtered	
	Minimum (kN)	Maximum (kN)	Minimum (kN)	Maximum (kN)
A1	-465.	323.	-463.	320.
A2	-465.	323.	-463.	320.
FD	—	—	—	—
L1	-265.	265.	-264.	265.
L3	-265.	265.	-264.	265.
L4	-255.	203.	-255.	202.
NF	—	—	—	—
NS	—	—	—	—

TASK 1/PITCH MOTION/MODEL 5613



Data identically zero, insufficient, or not available from FREDYN, NFA and NSHIPMO.

Figure E-218. Time history of F_x^{rad} for one period at amplitude = 2.50 deg, frequency = 0.3831 rad/s, $F_n = 0.0$ in the case of prescribed pitch motion of Model 5613 scaled to $L = 154$ m.

TASK 1/PITCH MOTION/MODEL 5613

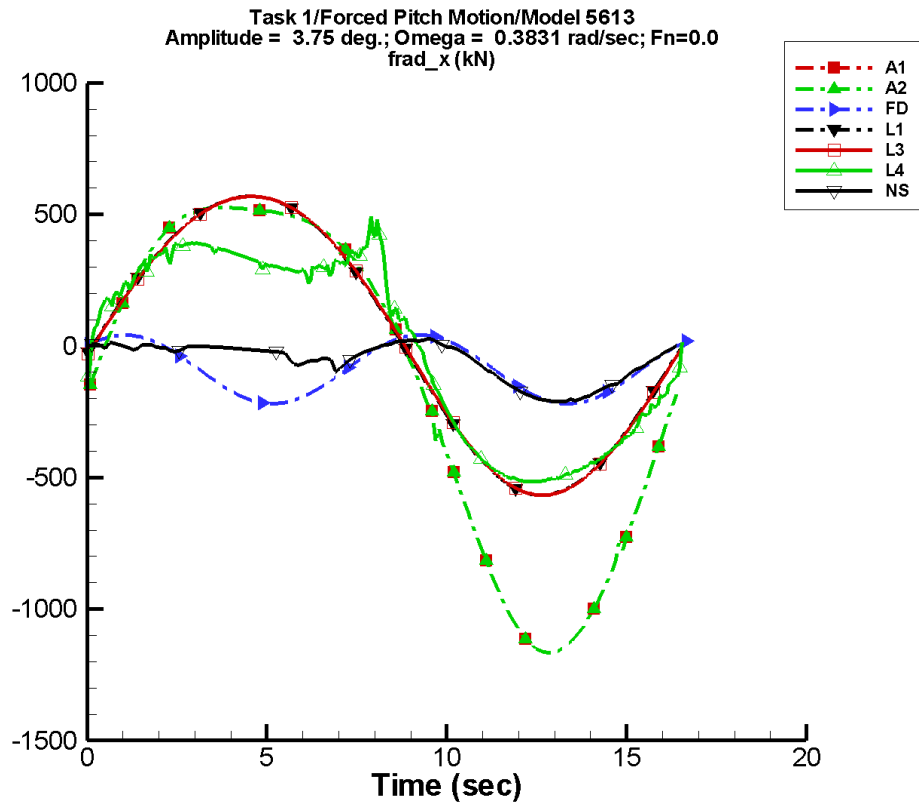
Table E-435. Coefficients of the Fourier fit $a_0 + a_1 \sin(\omega t + \Phi_1) + a_2 \sin(2\omega t + \Phi_2) + \dots$ of F_x^{rad} for one period at amplitude = 2.50 deg, frequency = 0.3831 rad/s, $F_n = 0.0$ in the case of prescribed pitch motion of Model 5613 scaled to $L = 154$ m.

Code	a_0 (kN)	a_1 (kN)	Φ_1 (deg)	a_2 (kN)	Φ_2 (deg)
A1	-65.3	561.	-12	77.2	58
A2	-65.3	561.	-12	77.2	58
FD	—	—	—	—	—
L1	11.4	379.	-8	11.4	87
L3	11.4	378.	-9	11.4	84
L4	0.988	328.	-10	62.2	68
NF	—	—	—	—	—
NS	—	—	—	—	—

Table E-436. Minimum and maximum of of F_x^{rad} for one period at amplitude = 2.50 deg, frequency = 0.3831 rad/s, $F_n = 0.0$ in the case of prescribed pitch motion of Model 5613 scaled to $L = 154$ m.

Code	Unfiltered		Filtered	
	Minimum (kN)	Maximum (kN)	Minimum (kN)	Maximum (kN)
A1	-708.	420.	-704.	416.
A2	-708.	420.	-704.	416.
FD	—	—	—	—
L1	-378.	379.	-378.	378.
L3	-378.	379.	-378.	378.
L4	-356.	282.	-356.	271.
NF	—	—	—	—
NS	—	—	—	—

TASK 1/PITCH MOTION/MODEL 5613



Data identically zero, insufficient, or not available from FREDYN, NFA and NSHIPMO.

Figure E-219. Time history of F_x^{rad} for one period at amplitude = 3.75 deg, frequency = 0.3831 rad/s, $F_n = 0.0$ in the case of prescribed pitch motion of Model 5613 scaled to $L = 154$ m.

TASK 1/PITCH MOTION/MODEL 5613

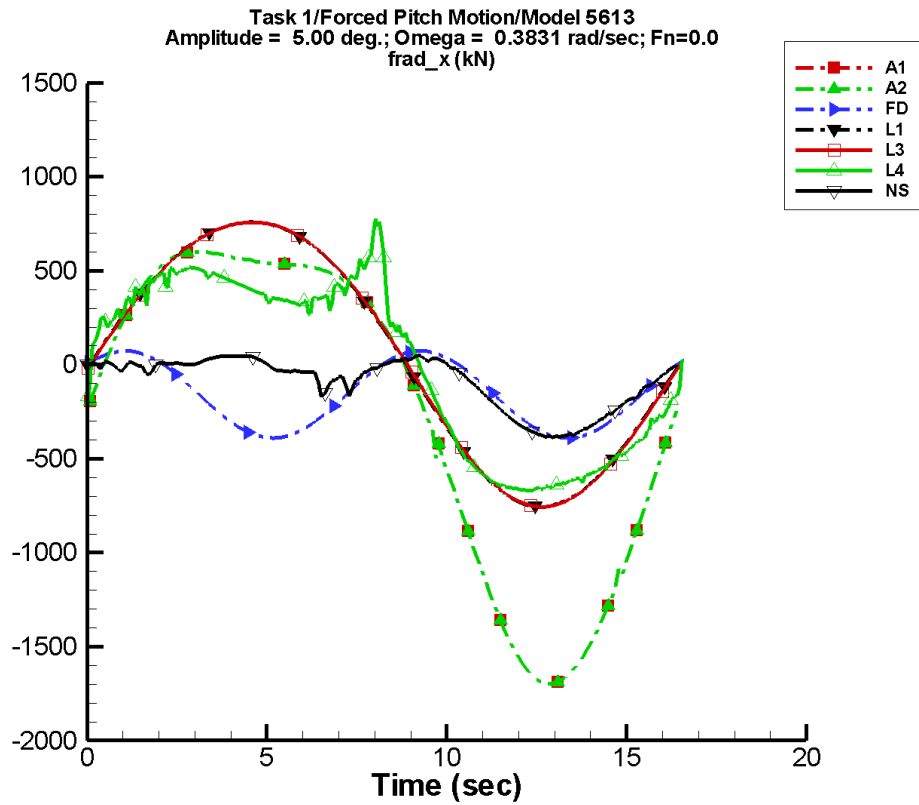
Table E-437. Coefficients of the Fourier fit $a_0 + a_1 \sin(\omega t + \Phi_1) + a_2 \sin(2\omega t + \Phi_2) + \dots$ of F_x^{rad} for one period at amplitude = 3.75 deg, frequency = 0.3831 rad/s, $F_n = 0.0$ in the case of prescribed pitch motion of Model 5613 scaled to $L = 154$ m.

Code	a_0 (kN)	a_1 (kN)	Φ_1 (deg)	a_2 (kN)	Φ_2 (deg)
A1	-147.	841.	-12	173.	58
A2	-147.	841.	-12	173.	58
FD	—	—	—	—	—
L1	25.6	568.	-8	25.7	87
L3	25.6	568.	-9	25.8	84
L4	3.00	467.	-10	117.	68
NF	—	—	—	—	—
NS	—	—	—	—	—

Table E-438. Minimum and maximum of of F_x^{rad} for one period at amplitude = 3.75 deg, frequency = 0.3831 rad/s, $F_n = 0.0$ in the case of prescribed pitch motion of Model 5613 scaled to $L = 154$ m.

Code	Unfiltered		Filtered	
	Minimum (kN)	Maximum (kN)	Minimum (kN)	Maximum (kN)
A1	-1.17E+03	542.	-1.16E+03	527.
A2	-1.17E+03	542.	-1.16E+03	527.
FD	—	—	—	—
L1	-567.	569.	-566.	568.
L3	-567.	568.	-567.	568.
L4	-516.	491.	-516.	427.
NF	—	—	—	—
NS	—	—	—	—

TASK 1/PITCH MOTION/MODEL 5613



Data identically zero, insufficient, or not available from FREDYN, NFA and NSHIPMO.

Figure E-220. Time history of F_x^{rad} for one period at amplitude = 5.00 deg, frequency = 0.3831 rad/s, $F_n = 0.0$ in the case of prescribed pitch motion of Model 5613 scaled to $L = 154$ m.

TASK 1/PITCH MOTION/MODEL 5613

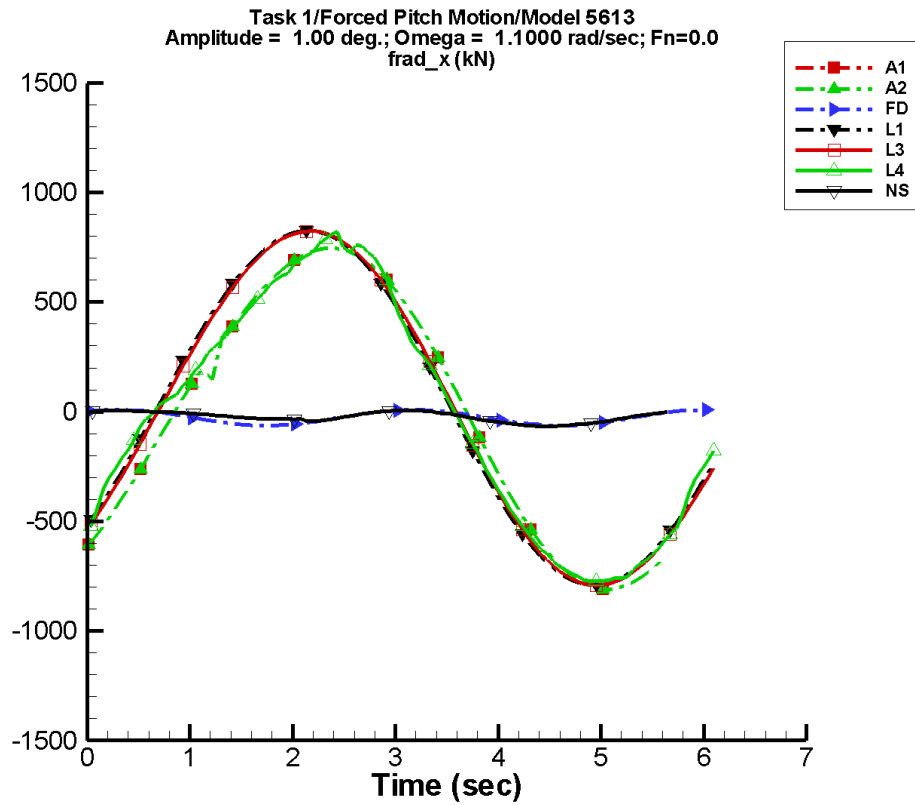
Table E-439. Coefficients of the Fourier fit $a_0 + a_1 \sin(\omega t + \Phi_1) + a_2 \sin(2\omega t + \Phi_2) + \dots$ of F_x^{rad} for one period at amplitude = 5.00 deg, frequency = 0.3831 rad/s, $F_n = 0.0$ in the case of prescribed pitch motion of Model 5613 scaled to $L = 154$ m.

Code	a_0 (kN)	a_1 (kN)	Φ_1 (deg)	a_2 (kN)	Φ_2 (deg)
A1	-261.	1.12E+03	-12	308.	58
A2	-261.	1.12E+03	-12	308.	58
FD	—	—	—	—	—
L1	45.6	757.	-8	45.7	87
L3	45.6	757.	-9	45.8	84
L4	5.90	601.	-11	177.	68
NF	—	—	—	—	—
NS	—	—	—	—	—

Table E-440. Minimum and maximum of F_x^{rad} for one period at amplitude = 5.00 deg, frequency = 0.3831 rad/s, $F_n = 0.0$ in the case of prescribed pitch motion of Model 5613 scaled to $L = 154$ m.

Code	Unfiltered		Filtered	
	Minimum (kN)	Maximum (kN)	Minimum (kN)	Maximum (kN)
A1	-1.70E+03	612.	-1.69E+03	599.
A2	-1.70E+03	612.	-1.69E+03	599.
FD	—	—	—	—
L1	-756.	759.	-755.	758.
L3	-756.	758.	-755.	757.
L4	-811.	775.	-666.	662.
NF	—	—	—	—
NS	—	—	—	—

TASK 1/PITCH MOTION/MODEL 5613



Data identically zero, insufficient, or not available from FREDYN, NFA and NSHIPMO.

Figure E-221. Time history of F_x^{rad} for one period at amplitude = 1.00 deg, frequency = 1.1000 rad/s, $F_n = 0.0$ in the case of prescribed pitch motion of Model 5613 scaled to $L = 154$ m.

TASK 1/PITCH MOTION/MODEL 5613

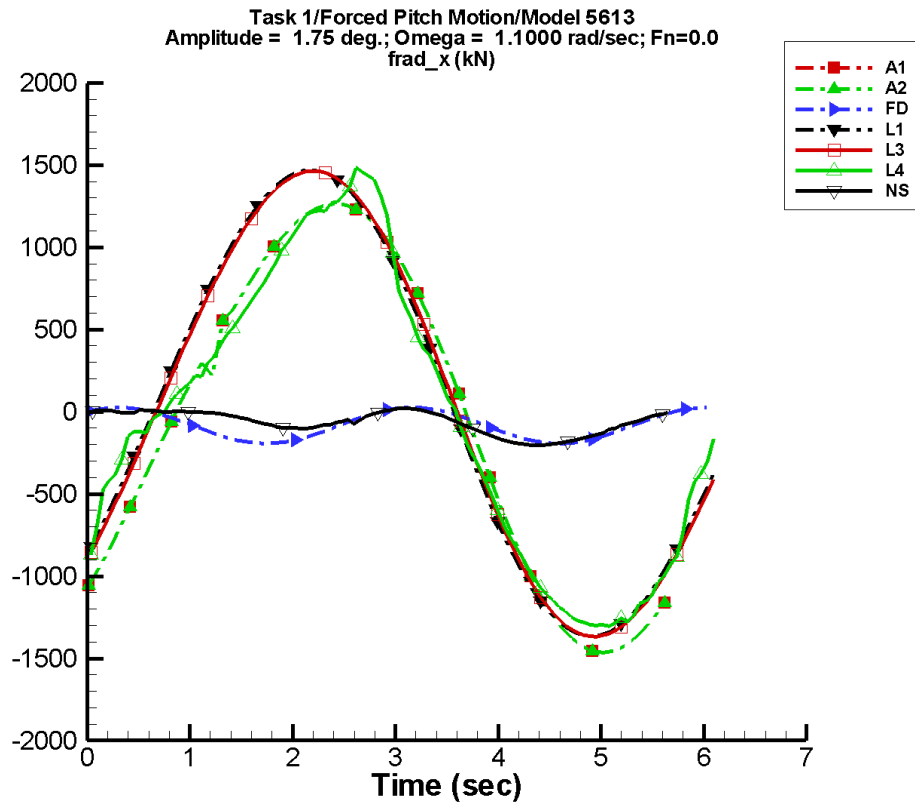
Table E-441. Coefficients of the Fourier fit $a_0 + a_1 \sin(\omega t + \Phi_1) + a_2 \sin(2\omega t + \Phi_2) + \dots$ of F_x^{rad} for one period at amplitude = 1.00 deg, frequency = 1.1000 rad/s, $F_n = 0.0$ in the case of prescribed pitch motion of Model 5613 scaled to $L = 154$ m.

Code	a_0 (kN)	a_1 (kN)	Φ_1 (deg)	a_2 (kN)	Φ_2 (deg)
A1	-24.6	771.	-54	42.1	61
A2	-24.6	771.	-54	42.1	61
FD	—	—	—	—	—
L1	17.1	808.	-43	15.9	93
L3	17.1	807.	-45	15.8	85
L4	-4.52	744.	-47	88.1	76
NF	—	—	—	—	—
NS	—	—	—	—	—

Table E-442. Minimum and maximum of of F_x^{rad} for one period at amplitude = 1.00 deg, frequency = 1.1000 rad/s, $F_n = 0.0$ in the case of prescribed pitch motion of Model 5613 scaled to $L = 154$ m.

Code	Unfiltered		Filtered	
	Minimum (kN)	Maximum (kN)	Minimum (kN)	Maximum (kN)
A1	-809.	745.	-784.	722.
A2	-809.	745.	-784.	722.
FD	—	—	—	—
L1	-791.	825.	-782.	816.
L3	-792.	824.	-783.	815.
L4	-772.	820.	-765.	773.
NF	—	—	—	—
NS	—	—	—	—

TASK 1/PITCH MOTION/MODEL 5613



Data identically zero, insufficient, or not available from FREDYN, NFA and NSHIPMO.

Figure E-222. Time history of F_x^{rad} for one period at amplitude = 1.75 deg, frequency = 1.1000 rad/s, $F_n = 0.0$ in the case of prescribed pitch motion of Model 5613 scaled to $L = 154$ m.

TASK 1/PITCH MOTION/MODEL 5613

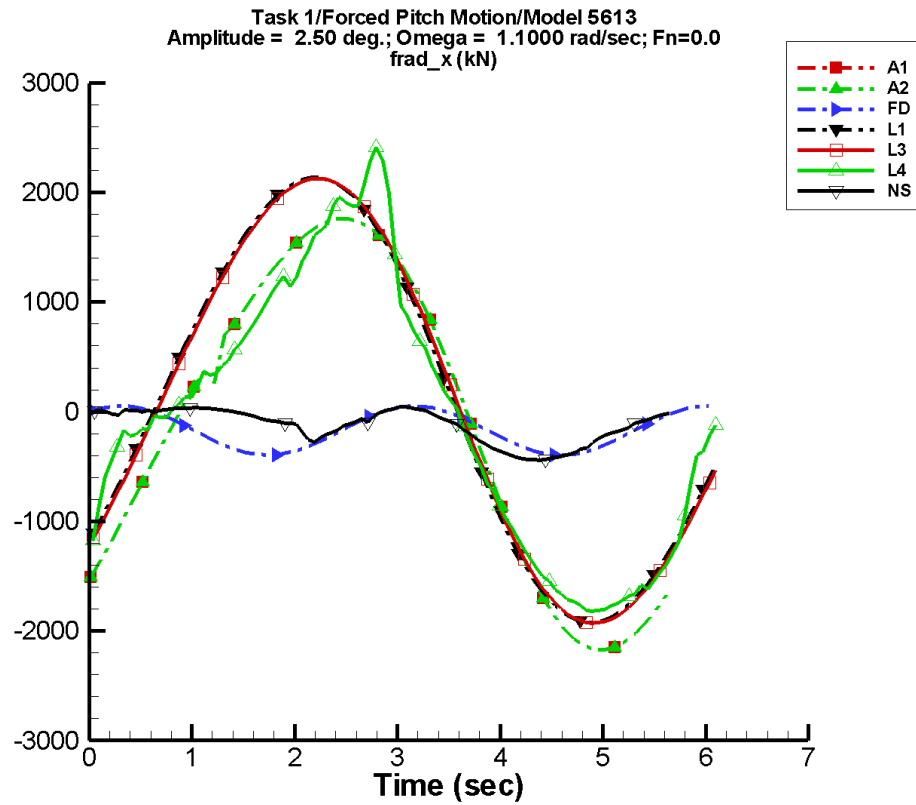
Table E-443. Coefficients of the Fourier fit $a_0 + a_1 \sin(\omega t + \Phi_1) + a_2 \sin(2\omega t + \Phi_2) + \dots$ of F_x^{rad} for one period at amplitude = 1.75 deg, frequency = 1.1000 rad/s, $F_n = 0.0$ in the case of prescribed pitch motion of Model 5613 scaled to $L = 154$ m.

Code	a_0 (kN)	a_1 (kN)	Φ_1 (deg)	a_2 (kN)	Φ_2 (deg)
A1	-73.9	1.34E+03	-54	112.	58
A2	-73.9	1.34E+03	-54	112.	58
FD	—	—	—	—	—
L1	52.5	1.41E+03	-43	48.8	93
L3	52.5	1.41E+03	-45	48.5	85
L4	-12.3	1.24E+03	-49	239.	79
NF	—	—	—	—	—
NS	—	—	—	—	—

Table E-444. Minimum and maximum of F_x^{rad} for one period at amplitude = 1.75 deg, frequency = 1.1000 rad/s, $F_n = 0.0$ in the case of prescribed pitch motion of Model 5613 scaled to $L = 154$ m.

Code	Unfiltered		Filtered	
	Minimum (kN)	Maximum (kN)	Minimum (kN)	Maximum (kN)
A1	-1.47E+03	1.26E+03	-1.42E+03	1.22E+03
A2	-1.47E+03	1.26E+03	-1.42E+03	1.22E+03
FD	—	—	—	—
L1	-1.36E+03	1.47E+03	-1.35E+03	1.45E+03
L3	-1.37E+03	1.46E+03	-1.35E+03	1.45E+03
L4	-1.30E+03	1.48E+03	-1.29E+03	1.38E+03
NF	—	—	—	—
NS	—	—	—	—

TASK 1/PITCH MOTION/MODEL 5613



Data identically zero, insufficient, or not available from FREDYN, NFA and NSHIPMO.

Figure E-223. Time history of F_x^{rad} for one period at amplitude = 2.50 deg, frequency = 1.1000 rad/s, $F_n = 0.0$ in the case of prescribed pitch motion of Model 5613 scaled to $L = 154$ m.

TASK 1/PITCH MOTION/MODEL 5613

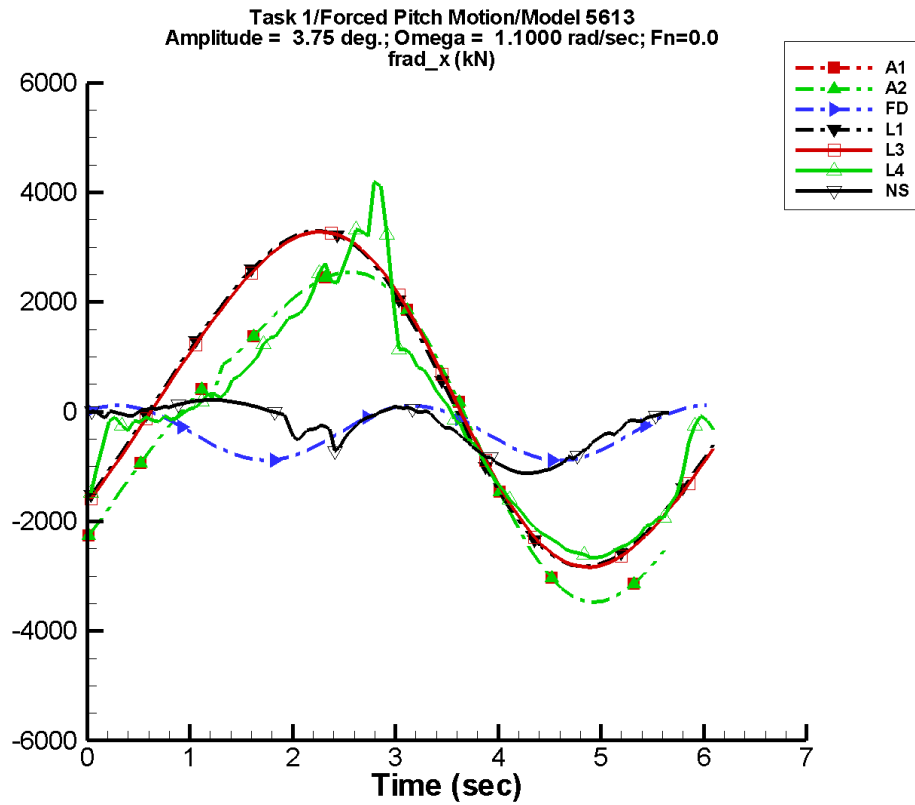
Table E-445. Coefficients of the Fourier fit $a_0 + a_1 \sin(\omega t + \Phi_1) + a_2 \sin(2\omega t + \Phi_2) + \dots$ of F_x^{rad} for one period at amplitude = 2.50 deg, frequency = 1.1000 rad/s, $F_n = 0.0$ in the case of prescribed pitch motion of Model 5613 scaled to $L = 154$ m.

Code	a_0 (kN)	a_1 (kN)	Φ_1 (deg)	a_2 (kN)	Φ_2 (deg)
A1	-150.	1.92E+03	-54	217.	56
A2	-150.	1.92E+03	-54	217.	56
FD	—	—	—	—	—
L1	107.	2.02E+03	-43	99.6	93
L3	107.	2.02E+03	-45	99.0	85
L4	-19.6	1.70E+03	-50	443.	79
NF	—	—	—	—	—
NS	—	—	—	—	—

Table E-446. Minimum and maximum of F_x^{rad} for one period at amplitude = 2.50 deg, frequency = 1.1000 rad/s, $F_n = 0.0$ in the case of prescribed pitch motion of Model 5613 scaled to $L = 154$ m.

Code	Unfiltered		Filtered	
	Minimum (kN)	Maximum (kN)	Minimum (kN)	Maximum (kN)
A1	-2.17E+03	1.76E+03	-2.10E+03	1.70E+03
A2	-2.17E+03	1.76E+03	-2.10E+03	1.70E+03
FD	—	—	—	—
L1	-1.92E+03	2.14E+03	-1.90E+03	2.11E+03
L3	-1.93E+03	2.13E+03	-1.91E+03	2.11E+03
L4	-1.82E+03	2.41E+03	-1.78E+03	2.15E+03
NF	—	—	—	—
NS	—	—	—	—

TASK 1/PITCH MOTION/MODEL 5613



Data identically zero, insufficient, or not available from FREDYN, NFA and NSHIPMO.

Figure E-224. Time history of F_x^{rad} for one period at amplitude = 3.75 deg, frequency = 1.1000 rad/s, $F_n = 0.0$ in the case of prescribed pitch motion of Model 5613 scaled to $L = 154$ m.

TASK 1/PITCH MOTION/MODEL 5613

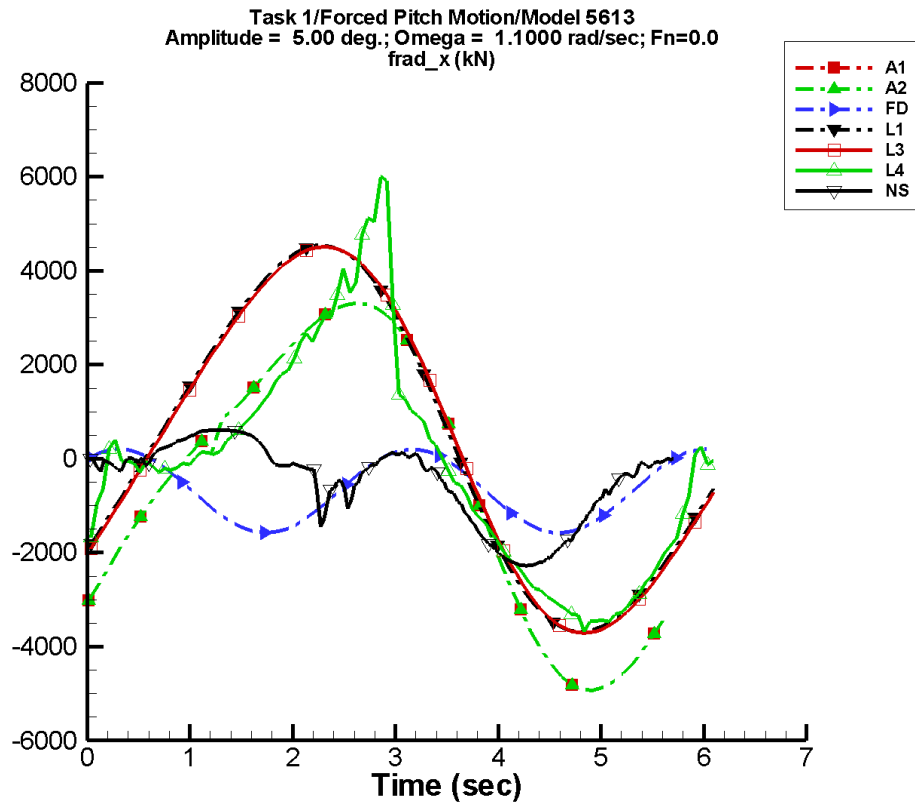
Table E-447. Coefficients of the Fourier fit $a_0 + a_1 \sin(\omega t + \Phi_1) + a_2 \sin(2\omega t + \Phi_2) + \dots$ of F_x^{rad} for one period at amplitude = 3.75 deg, frequency = 1.1000 rad/s, $F_n = 0.0$ in the case of prescribed pitch motion of Model 5613 scaled to $L = 154$ m.

Code	a_0 (kN)	a_1 (kN)	Φ_1 (deg)	a_2 (kN)	Φ_2 (deg)
A1	-337.	2.88E+03	-54	467.	54
A2	-337.	2.88E+03	-54	467.	54
FD	—	—	—	—	—
L1	241.	3.03E+03	-43	224.	93
L3	241.	3.03E+03	-45	223.	85
L4	-31.3	2.40E+03	-52	852.	82
NF	—	—	—	—	—
NS	—	—	—	—	—

Table E-448. Minimum and maximum of F_x^{rad} for one period at amplitude = 3.75 deg, frequency = 1.1000 rad/s, $F_n = 0.0$ in the case of prescribed pitch motion of Model 5613 scaled to $L = 154$ m.

Code	Unfiltered		Filtered	
	Minimum (kN)	Maximum (kN)	Minimum (kN)	Maximum (kN)
A1	-3.47E+03	2.55E+03	-3.35E+03	2.45E+03
A2	-3.47E+03	2.55E+03	-3.35E+03	2.45E+03
FD	—	—	—	—
L1	-2.82E+03	3.30E+03	-2.79E+03	3.27E+03
L3	-2.84E+03	3.28E+03	-2.80E+03	3.25E+03
L4	-2.67E+03	4.20E+03	-2.60E+03	3.72E+03
NF	—	—	—	—
NS	—	—	—	—

TASK 1/PITCH MOTION/MODEL 5613



Data identically zero, insufficient, or not available from FREDYN, NFA and NSHIPMO.

Figure E-225. Time history of F_x^{rad} for one period at amplitude = 5.00 deg, frequency = 1.1000 rad/s, Fn = 0.0 in the case of prescribed pitch motion of Model 5613 scaled to L = 154 m.

TASK 1/PITCH MOTION/MODEL 5613

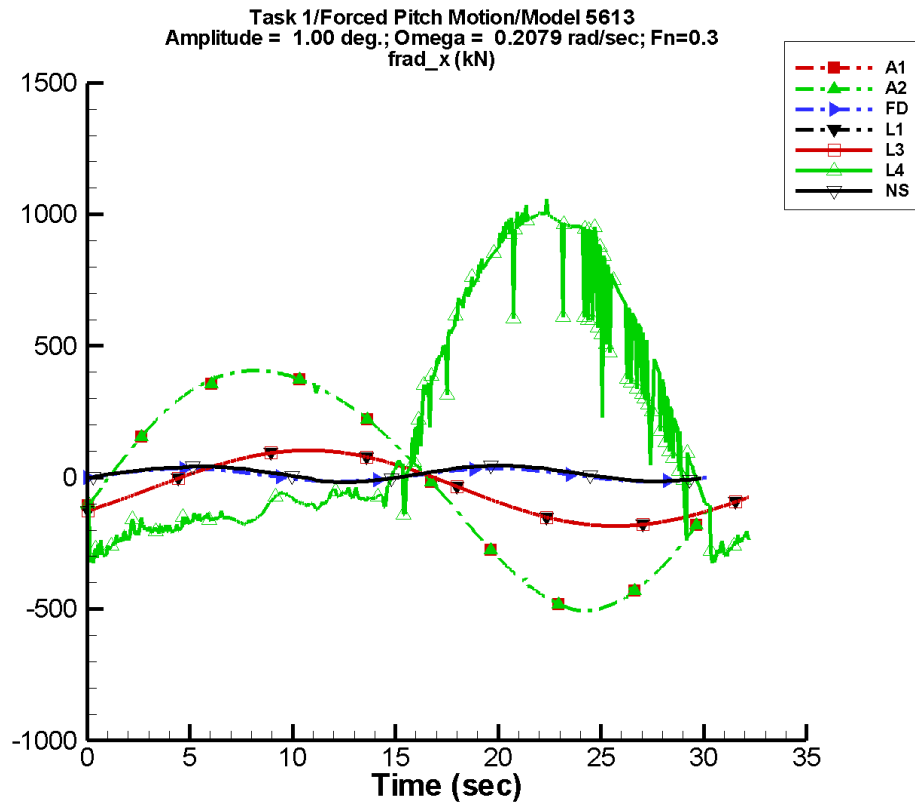
Table E-449. Coefficients of the Fourier fit $a_0 + a_1 \sin(\omega t + \Phi_1) + a_2 \sin(2\omega t + \Phi_2) + \dots$ of F_x^{rad} for one period at amplitude = 5.00 deg, frequency = 1.1000 rad/s, $F_n = 0.0$ in the case of prescribed pitch motion of Model 5613 scaled to $L = 154$ m.

Code	a_0 (kN)	a_1 (kN)	Φ_1 (deg)	a_2 (kN)	Φ_2 (deg)
A1	-599.	3.85E+03	-54	812.	54
A2	-599.	3.85E+03	-54	812.	54
FD	—	—	—	—	—
L1	428.	4.04E+03	-43	398.	93
L3	428.	4.04E+03	-45	396.	85
L4	-47.9	3.06E+03	-52	1.34E+03	83
NF	—	—	—	—	—
NS	—	—	—	—	—

Table E-450. Minimum and maximum of F_x^{rad} for one period at amplitude = 5.00 deg, frequency = 1.1000 rad/s, $F_n = 0.0$ in the case of prescribed pitch motion of Model 5613 scaled to $L = 154$ m.

Code	Unfiltered		Filtered	
	Minimum (kN)	Maximum (kN)	Minimum (kN)	Maximum (kN)
A1	-4.93E+03	3.31E+03	-4.74E+03	3.16E+03
A2	-4.93E+03	3.31E+03	-4.74E+03	3.16E+03
FD	—	—	—	—
L1	-3.69E+03	4.54E+03	-3.64E+03	4.49E+03
L3	-3.71E+03	4.51E+03	-3.66E+03	4.46E+03
L4	-3.68E+03	6.21E+03	-3.42E+03	5.84E+03
NF	—	—	—	—
NS	—	—	—	—

TASK 1/PITCH MOTION/MODEL 5613



Data identically zero, insufficient, or not available from FREDYN, NFA and NSHIPMO.

Figure E-226. Time history of F_x^{rad} for one period at amplitude = 1.00 deg, frequency = 0.2079 rad/s, Fn = 0.3 in the case of prescribed pitch motion of Model 5613 scaled to L = 154 m.

TASK 1/PITCH MOTION/MODEL 5613

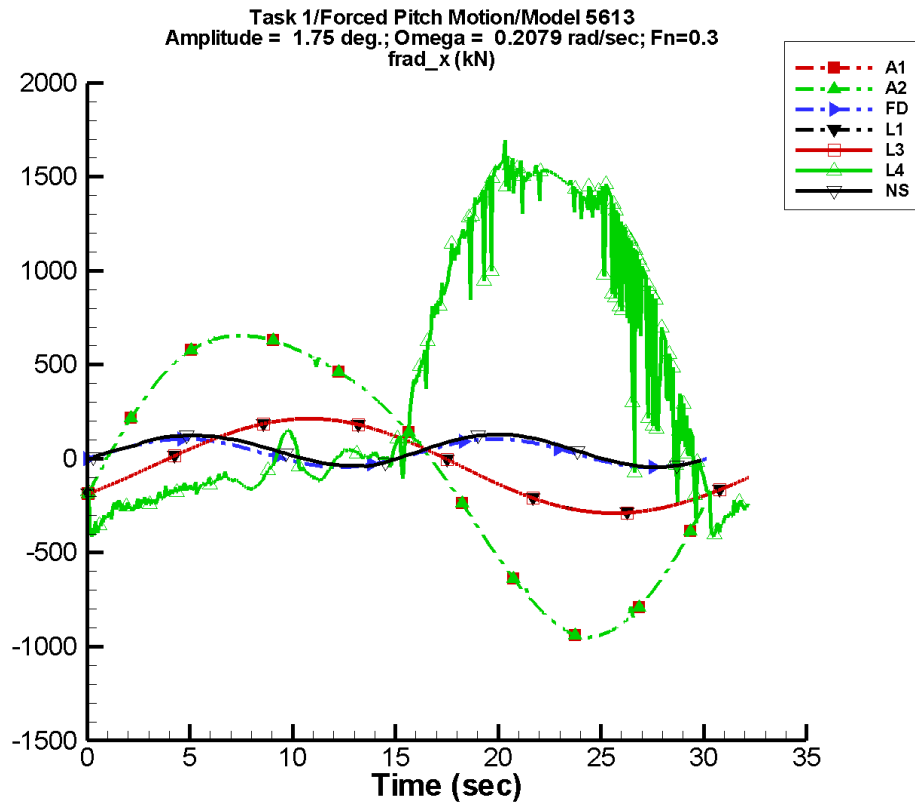
Table E-451. Coefficients of the Fourier fit $a_0 + a_1 \sin(\omega t + \Phi_1) + a_2 \sin(2\omega t + \Phi_2) + \dots$ of F_x^{rad} for one period at amplitude = 1.00 deg, frequency = 0.2079 rad/s, Fn = 0.3 in the case of prescribed pitch motion of Model 5613 scaled to L = 154 m.

Code	a_0 (kN)	a_1 (kN)	Φ_1 (deg)	a_2 (kN)	Φ_2 (deg)
A1	-17.8	452.	-15	38.9	26
A2	-17.8	452.	-15	38.9	26
FD	—	—	—	—	—
L1	-41.2	144.	-37	1.48	136
L3	-41.2	144.	-37	1.46	135
L4	220.	568.	-169	234.	-86
NF	—	—	—	—	—
NS	—	—	—	—	—

Table E-452. Minimum and maximum of F_x^{rad} for one period at amplitude = 1.00 deg, frequency = 0.2079 rad/s, Fn = 0.3 in the case of prescribed pitch motion of Model 5613 scaled to L = 154 m.

Code	Unfiltered		Filtered	
	Minimum (kN)	Maximum (kN)	Minimum (kN)	Maximum (kN)
A1	-506.	407.	-505.	407.
A2	-506.	407.	-505.	407.
FD	—	—	—	—
L1	-184.	103.	-184.	103.
L3	-184.	103.	-184.	103.
L4	-326.	1.06E+03	-293.	1.01E+03
NF	—	—	—	—
NS	—	—	—	—

TASK 1/PITCH MOTION/MODEL 5613



Data identically zero, insufficient, or not available from FREDYN, NFA and NSHIPMO.

Figure E-227. Time history of F_x^{rad} for one period at amplitude = 1.75 deg, frequency = 0.2079 rad/s, $F_n = 0.3$ in the case of prescribed pitch motion of Model 5613 scaled to $L = 154$ m.

TASK 1/PITCH MOTION/MODEL 5613

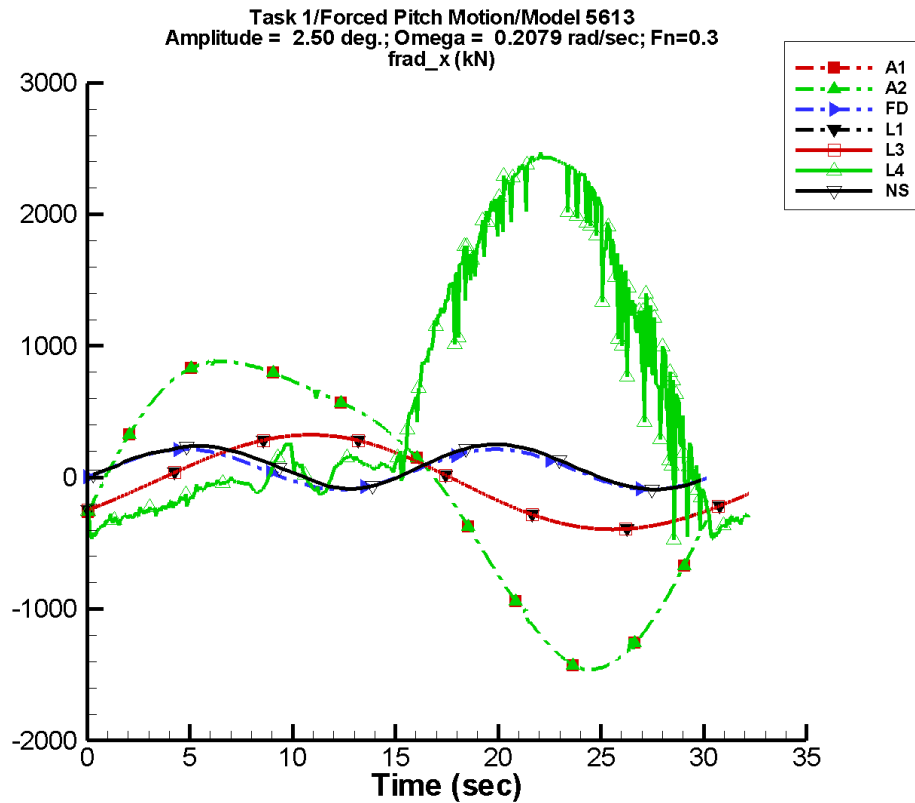
Table E-453. Coefficients of the Fourier fit $a_0 + a_1 \sin(\omega t + \Phi_1) + a_2 \sin(2\omega t + \Phi_2) + \dots$ of F_x^{rad} for one period at amplitude = 1.75 deg, frequency = 0.2079 rad/s, $F_n = 0.3$ in the case of prescribed pitch motion of Model 5613 scaled to $L = 154$ m.

Code	a_0 (kN)	a_1 (kN)	Φ_1 (deg)	a_2 (kN)	Φ_2 (deg)
A1	-54.3	787.	-15	119.	27
A2	-54.3	787.	-15	119.	27
FD	—	—	—	—	—
L1	-40.5	251.	-37	4.55	136
L3	-40.5	251.	-37	4.52	136
L4	432.	856.	-167	360.	-84
NF	—	—	—	—	—
NS	—	—	—	—	—

Table E-454. Minimum and maximum of of F_x^{rad} for one period at amplitude = 1.75 deg, frequency = 0.2079 rad/s, $F_n = 0.3$ in the case of prescribed pitch motion of Model 5613 scaled to $L = 154$ m.

Code	Unfiltered		Filtered	
	Minimum (kN)	Maximum (kN)	Minimum (kN)	Maximum (kN)
A1	-951.	654.	-950.	653.
A2	-951.	654.	-950.	653.
FD	—	—	—	—
L1	-290.	213.	-289.	213.
L3	-290.	213.	-290.	213.
L4	-414.	1.69E+03	-381.	1.58E+03
NF	—	—	—	—
NS	—	—	—	—

TASK 1/PITCH MOTION/MODEL 5613



Data identically zero, insufficient, or not available from FREDYN, NFA and NSHIPMO.

Figure E-228. Time history of F_x^{rad} for one period at amplitude = 2.50 deg, frequency = 0.2079 rad/s, $F_n = 0.3$ in the case of prescribed pitch motion of Model 5613 scaled to $L = 154$ m.

TASK 1/PITCH MOTION/MODEL 5613

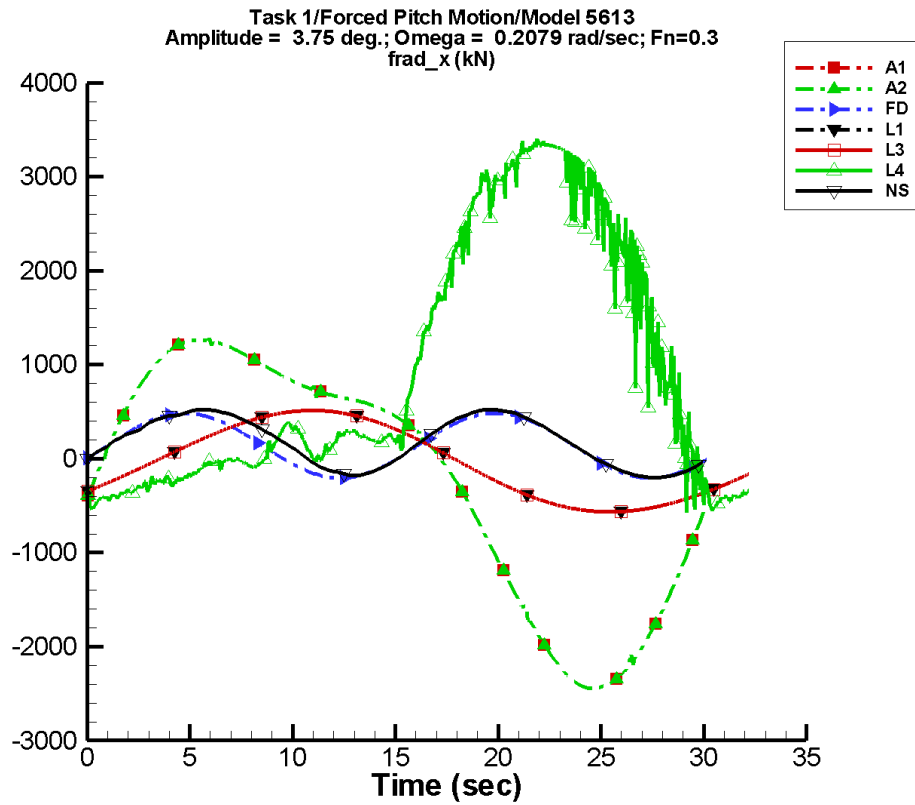
Table E-455. Coefficients of the Fourier fit $a_0 + a_1 \sin(\omega t + \Phi_1) + a_2 \sin(2\omega t + \Phi_2) + \dots$ of F_x^{rad} for one period at amplitude = 2.50 deg, frequency = 0.2079 rad/s, $F_n = 0.3$ in the case of prescribed pitch motion of Model 5613 scaled to $L = 154$ m.

Code	a_0 (kN)	a_1 (kN)	Φ_1 (deg)	a_2 (kN)	Φ_2 (deg)
A1	-111.	1.12E+03	-15	244.	27
A2	-111.	1.12E+03	-15	244.	27
FD	—	—	—	—	—
L1	-39.3	359.	-37	9.28	136
L3	-39.4	359.	-37	9.25	136
L4	681.	1.21E+03	-168	559.	-85
NF	—	—	—	—	—
NS	—	—	—	—	—

Table E-456. Minimum and maximum of F_x^{rad} for one period at amplitude = 2.50 deg, frequency = 0.2079 rad/s, $F_n = 0.3$ in the case of prescribed pitch motion of Model 5613 scaled to $L = 154$ m.

Code	Unfiltered		Filtered	
	Minimum (kN)	Maximum (kN)	Minimum (kN)	Maximum (kN)
A1	-1.46E+03	890.	-1.46E+03	880.
A2	-1.46E+03	890.	-1.46E+03	880.
FD	—	—	—	—
L1	-394.	325.	-394.	324.
L3	-394.	325.	-394.	324.
L4	-470.	2.47E+03	-430.	2.44E+03
NF	—	—	—	—
NS	—	—	—	—

TASK 1/PITCH MOTION/MODEL 5613



Data identically zero, insufficient, or not available from FREDYN, NFA and NSHIPMO.

Figure E-229. Time history of F_x^{rad} for one period at amplitude = 3.75 deg, frequency = 0.2079 rad/s, $F_n = 0.3$ in the case of prescribed pitch motion of Model 5613 scaled to $L = 154$ m.

TASK 1/PITCH MOTION/MODEL 5613

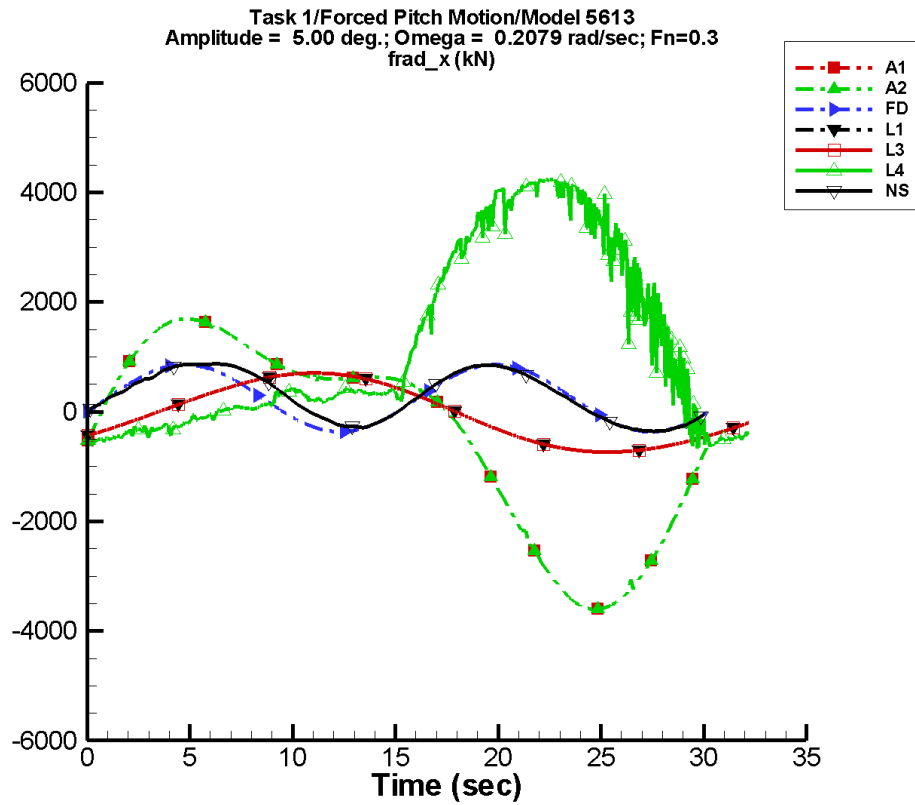
Table E-457. Coefficients of the Fourier fit $a_0 + a_1 \sin(\omega t + \Phi_1) + a_2 \sin(2\omega t + \Phi_2) + \dots$ of F_x^{rad} for one period at amplitude = 3.75 deg, frequency = 0.2079 rad/s, $F_n = 0.3$ in the case of prescribed pitch motion of Model 5613 scaled to $L = 154$ m.

Code	a_0 (kN)	a_1 (kN)	Φ_1 (deg)	a_2 (kN)	Φ_2 (deg)
A1	-250.	1.68E+03	-15	549.	27
A2	-250.	1.68E+03	-15	549.	27
FD	—	—	—	—	—
L1	-36.6	538.	-37	20.9	136
L3	-36.6	538.	-37	20.8	136
L4	1.01E+03	1.68E+03	-166	741.	-85
NF	—	—	—	—	—
NS	—	—	—	—	—

Table E-458. Minimum and maximum of F_x^{rad} for one period at amplitude = 3.75 deg, frequency = 0.2079 rad/s, $F_n = 0.3$ in the case of prescribed pitch motion of Model 5613 scaled to $L = 154$ m.

Code	Unfiltered		Filtered	
	Minimum (kN)	Maximum (kN)	Minimum (kN)	Maximum (kN)
A1	-2.44E+03	1.28E+03	-2.44E+03	1.26E+03
A2	-2.44E+03	1.28E+03	-2.44E+03	1.26E+03
FD	—	—	—	—
L1	-566.	513.	-565.	513.
L3	-566.	513.	-566.	513.
L4	-568.	3.40E+03	-508.	3.35E+03
NF	—	—	—	—
NS	—	—	—	—

TASK 1/PITCH MOTION/MODEL 5613



Data identically zero, insufficient, or not available from FREDYN, NFA and NSHIPMO.

Figure E-230. Time history of F_x^{rad} for one period at amplitude = 5.00 deg, frequency = 0.2079 rad/s, $F_n = 0.3$ in the case of prescribed pitch motion of Model 5613 scaled to $L = 154$ m.

TASK 1/PITCH MOTION/MODEL 5613

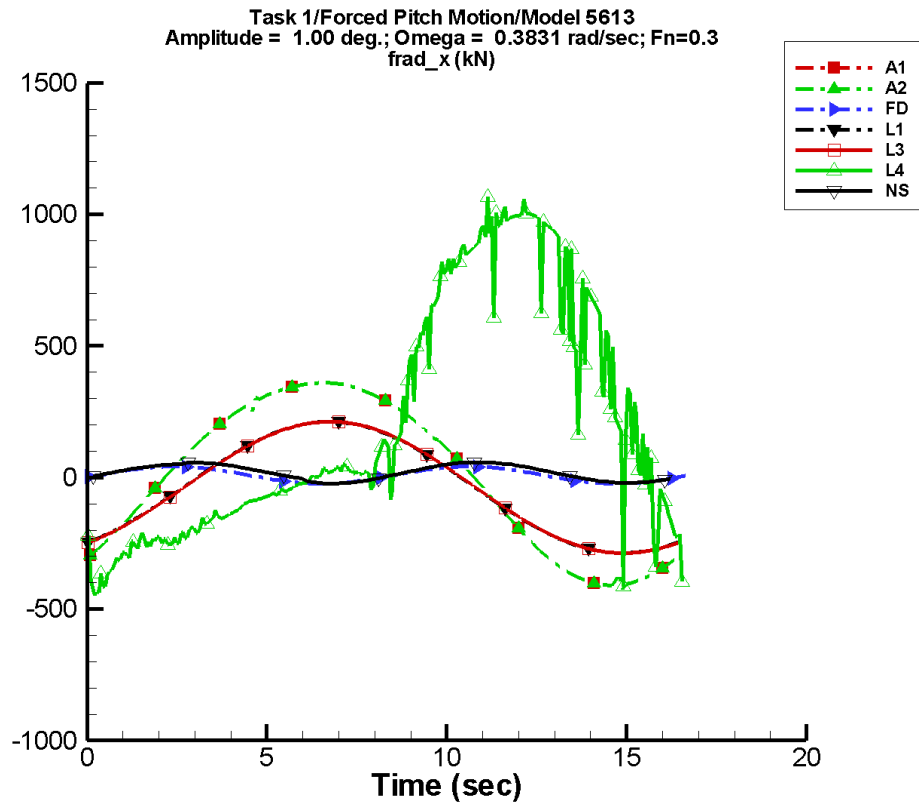
Table E-459. Coefficients of the Fourier fit $a_0 + a_1 \sin(\omega t + \Phi_1) + a_2 \sin(2\omega t + \Phi_2) + \dots$ of F_x^{rad} for one period at amplitude = 5.00 deg, frequency = 0.2079 rad/s, $F_n = 0.3$ in the case of prescribed pitch motion of Model 5613 scaled to $L = 154$ m.

Code	a_0 (kN)	a_1 (kN)	Φ_1 (deg)	a_2 (kN)	Φ_2 (deg)
A1	-446.	2.24E+03	-15	979.	27
A2	-446.	2.24E+03	-15	979.	27
FD	—	—	—	—	—
L1	-32.7	718.	-37	37.1	136
L3	-32.8	718.	-37	37.1	136
L4	1.32E+03	2.11E+03	-166	930.	-86
NF	—	—	—	—	—
NS	—	—	—	—	—

Table E-460. Minimum and maximum of F_x^{rad} for one period at amplitude = 5.00 deg, frequency = 0.2079 rad/s, $F_n = 0.3$ in the case of prescribed pitch motion of Model 5613 scaled to $L = 154$ m.

Code	Unfiltered		Filtered	
	Minimum (kN)	Maximum (kN)	Minimum (kN)	Maximum (kN)
A1	-3.60E+03	1.69E+03	-3.60E+03	1.69E+03
A2	-3.60E+03	1.69E+03	-3.60E+03	1.69E+03
FD	—	—	—	—
L1	-735.	706.	-735.	706.
L3	-735.	706.	-735.	706.
L4	-662.	4.24E+03	-594.	4.23E+03
NF	—	—	—	—
NS	—	—	—	—

TASK 1/PITCH MOTION/MODEL 5613



Data identically zero, insufficient, or not available from FREDYN, NFA and NSHIPMO.

Figure E-231. Time history of F_x^{rad} for one period at amplitude = 1.00 deg, frequency = 0.3831 rad/s, $F_n = 0.3$ in the case of prescribed pitch motion of Model 5613 scaled to $L = 154$ m.

TASK 1/PITCH MOTION/MODEL 5613

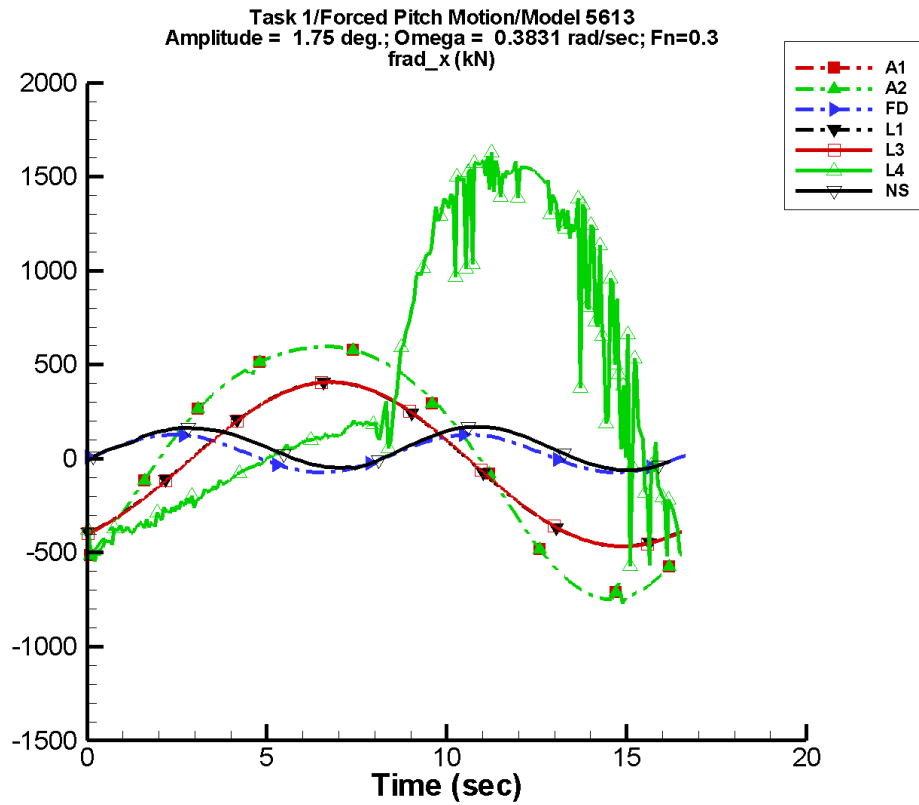
Table E-461. Coefficients of the Fourier fit $a_0 + a_1 \sin(\omega t + \Phi_1) + a_2 \sin(2\omega t + \Phi_2) + \dots$ of F_x^{rad} for one period at amplitude = 1.00 deg, frequency = 0.3831 rad/s, Fn = 0.3 in the case of prescribed pitch motion of Model 5613 scaled to L = 154 m.

Code	a_0 (kN)	a_1 (kN)	Φ_1 (deg)	a_2 (kN)	Φ_2 (deg)
A1	1.67	385.	-51	28.9	-7
A2	1.67	385.	-51	28.9	-7
FD	—	—	—	—	—
L1	-39.9	249.	-57	2.67	130
L3	-39.9	250.	-58	2.57	129
L4	206.	572.	-159	246.	-81
NF	—	—	—	—	—
NS	—	—	—	—	—

Table E-462. Minimum and maximum of F_x^{rad} for one period at amplitude = 1.00 deg, frequency = 0.3831 rad/s, Fn = 0.3 in the case of prescribed pitch motion of Model 5613 scaled to L = 154 m.

Code	Unfiltered		Filtered	
	Minimum (kN)	Maximum (kN)	Minimum (kN)	Maximum (kN)
A1	-424.	360.	-403.	359.
A2	-424.	360.	-403.	359.
FD	—	—	—	—
L1	-287.	212.	-287.	212.
L3	-287.	212.	-287.	212.
L4	-449.	1.07E+03	-406.	1.01E+03
NF	—	—	—	—
NS	—	—	—	—

TASK 1/PITCH MOTION/MODEL 5613



Data identically zero, insufficient, or not available from FREDYN, NFA and NSHIPMO.

Figure E-232. Time history of F_x^{rad} for one period at amplitude = 1.75 deg, frequency = 0.3831 rad/s, $F_n = 0.3$ in the case of prescribed pitch motion of Model 5613 scaled to $L = 154$ m.

TASK 1/PITCH MOTION/MODEL 5613

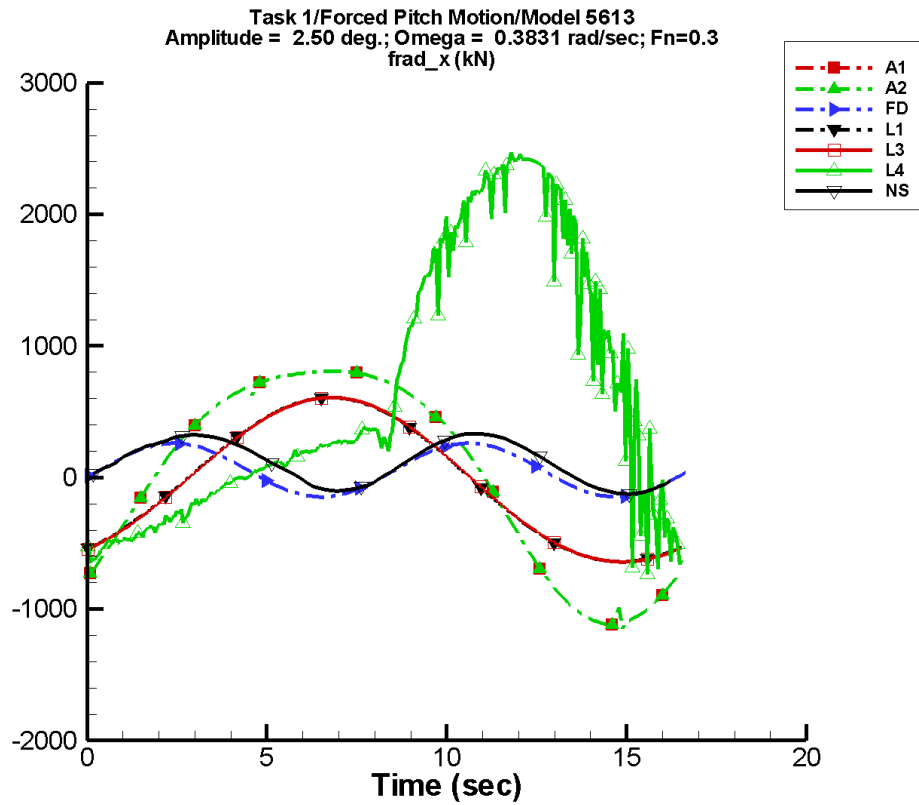
Table E-463. Coefficients of the Fourier fit $a_0 + a_1 \sin(\omega t + \Phi_1) + a_2 \sin(2\omega t + \Phi_2) + \dots$ of F_x^{rad} for one period at amplitude = 1.75 deg, frequency = 0.3831 rad/s, $F_n = 0.3$ in the case of prescribed pitch motion of Model 5613 scaled to $L = 154$ m.

Code	a_0 (kN)	a_1 (kN)	Φ_1 (deg)	a_2 (kN)	Φ_2 (deg)
A1	7.78	671.	-51	87.1	-7
A2	7.78	671.	-51	87.1	-7
FD	—	—	—	—	—
L1	-36.6	436.	-57	8.17	130
L3	-36.6	437.	-58	7.89	129
L4	404.	885.	-156	368.	-79
NF	—	—	—	—	—
NS	—	—	—	—	—

Table E-464. Minimum and maximum of F_x^{rad} for one period at amplitude = 1.75 deg, frequency = 0.3831 rad/s, $F_n = 0.3$ in the case of prescribed pitch motion of Model 5613 scaled to $L = 154$ m.

Code	Unfiltered		Filtered	
	Minimum (kN)	Maximum (kN)	Minimum (kN)	Maximum (kN)
A1	-771.	597.	-734.	595.
A2	-771.	597.	-734.	595.
FD	—	—	—	—
L1	-466.	407.	-465.	407.
L3	-466.	408.	-466.	407.
L4	-570.	1.64E+03	-489.	1.54E+03
NF	—	—	—	—
NS	—	—	—	—

TASK 1/PITCH MOTION/MODEL 5613



Data identically zero, insufficient, or not available from FREDYN, NFA and NSHIPMO.

Figure E-233. Time history of F_x^{rad} for one period at amplitude = 2.50 deg, frequency = 0.3831 rad/s, $F_n = 0.3$ in the case of prescribed pitch motion of Model 5613 scaled to $L = 154$ m.

TASK 1/PITCH MOTION/MODEL 5613

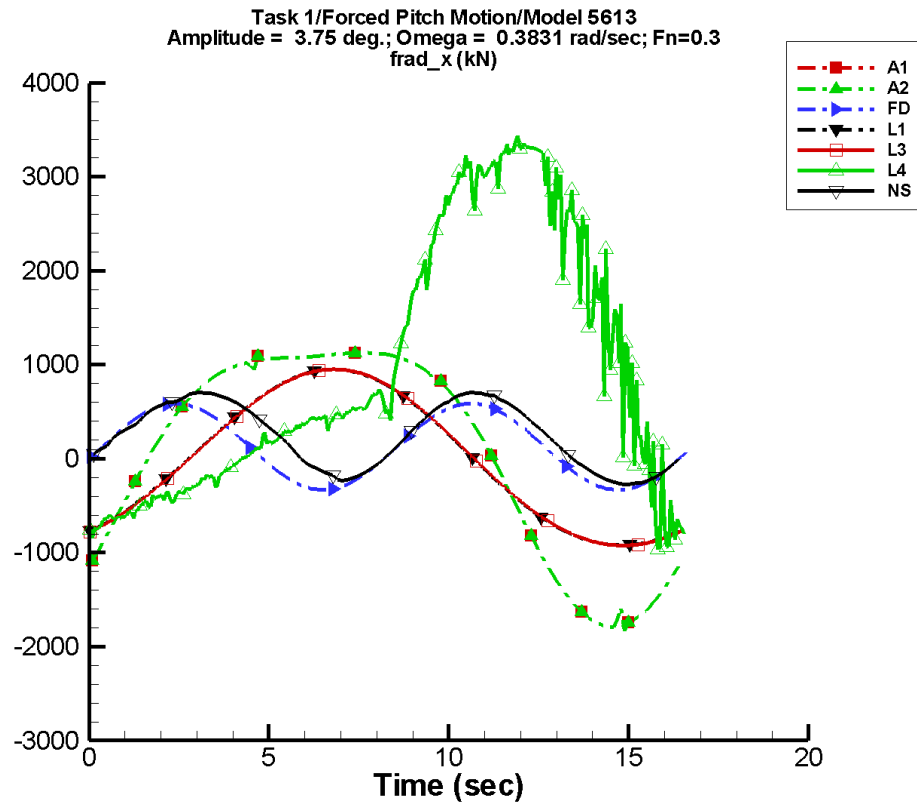
Table E-465. Coefficients of the Fourier fit $a_0 + a_1 \sin(\omega t + \Phi_1) + a_2 \sin(2\omega t + \Phi_2) + \dots$ of F_x^{rad} for one period at amplitude = 2.50 deg, frequency = 0.3831 rad/s, $F_n = 0.3$ in the case of prescribed pitch motion of Model 5613 scaled to $L = 154$ m.

Code	a_0 (kN)	a_1 (kN)	Φ_1 (deg)	a_2 (kN)	Φ_2 (deg)
A1	18.1	960.	-51	177.	-7
A2	18.1	960.	-51	177.	-7
FD	—	—	—	—	—
L1	-31.4	623.	-57	16.7	130
L3	-31.4	624.	-58	16.1	129
L4	650.	1.25E+03	-157	564.	-82
NF	—	—	—	—	—
NS	—	—	—	—	—

Table E-466. Minimum and maximum of F_x^{rad} for one period at amplitude = 2.50 deg, frequency = 0.3831 rad/s, $F_n = 0.3$ in the case of prescribed pitch motion of Model 5613 scaled to $L = 154$ m.

Code	Unfiltered		Filtered	
	Minimum (kN)	Maximum (kN)	Minimum (kN)	Maximum (kN)
A1	-1.15E+03	810.	-1.10E+03	808.
A2	-1.15E+03	810.	-1.10E+03	808.
FD	—	—	—	—
L1	-640.	607.	-639.	606.
L3	-641.	608.	-640.	607.
L4	-734.	2.47E+03	-585.	2.43E+03
NF	—	—	—	—
NS	—	—	—	—

TASK 1/PITCH MOTION/MODEL 5613



Data identically zero, insufficient, or not available from FREDYN, NFA and NSHIPMO.

Figure E-234. Time history of F_x^{rad} for one period at amplitude = 3.75 deg, frequency = 0.3831 rad/s, $F_n = 0.3$ in the case of prescribed pitch motion of Model 5613 scaled to $L = 154$ m.

TASK 1/PITCH MOTION/MODEL 5613

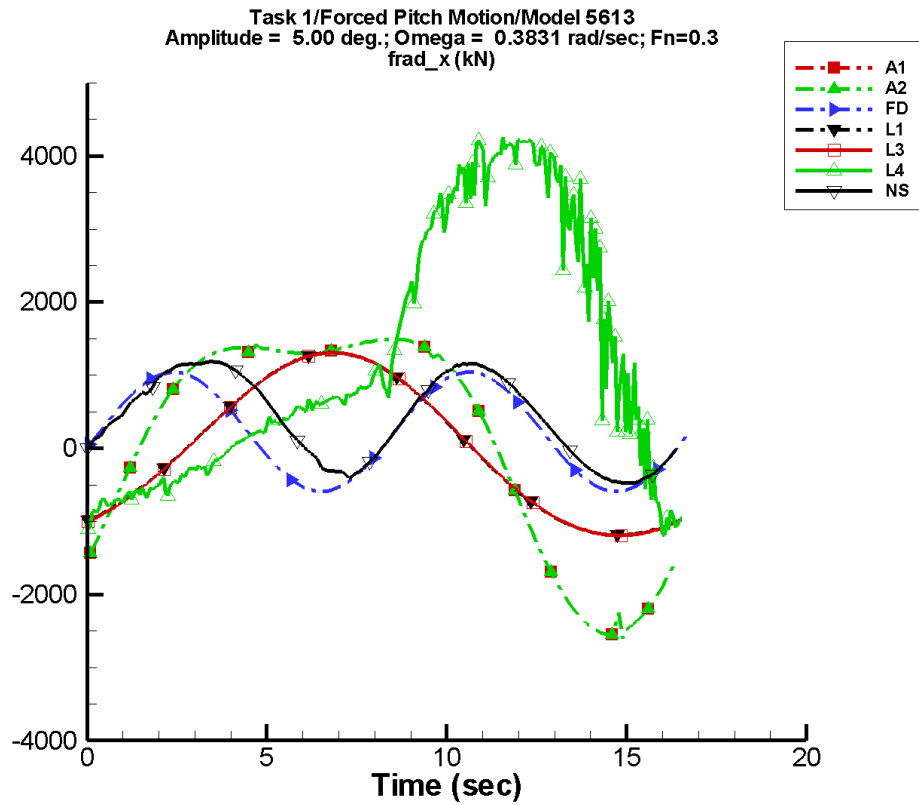
Table E-467. Coefficients of the Fourier fit $a_0 + a_1 \sin(\omega t + \Phi_1) + a_2 \sin(2\omega t + \Phi_2) + \dots$ of F_x^{rad} for one period at amplitude = 3.75 deg, frequency = 0.3831 rad/s, $F_n = 0.3$ in the case of prescribed pitch motion of Model 5613 scaled to $L = 154$ m.

Code	a_0 (kN)	a_1 (kN)	Φ_1 (deg)	a_2 (kN)	Φ_2 (deg)
A1	44.7	1.44E+03	-51	398.	-8
A2	44.7	1.44E+03	-51	398.	-8
FD	—	—	—	—	—
L1	-18.6	935.	-57	37.5	130
L3	-18.7	936.	-58	36.2	129
L4	951.	1.74E+03	-155	728.	-78
NF	—	—	—	—	—
NS	—	—	—	—	—

Table E-468. Minimum and maximum of F_x^{rad} for one period at amplitude = 3.75 deg, frequency = 0.3831 rad/s, $F_n = 0.3$ in the case of prescribed pitch motion of Model 5613 scaled to $L = 154$ m.

Code	Unfiltered		Filtered	
	Minimum (kN)	Maximum (kN)	Minimum (kN)	Maximum (kN)
A1	-1.84E+03	1.13E+03	-1.76E+03	1.13E+03
A2	-1.84E+03	1.13E+03	-1.76E+03	1.13E+03
FD	—	—	—	—
L1	-920.	951.	-919.	950.
L3	-923.	951.	-922.	950.
L4	-967.	3.43E+03	-771.	3.33E+03
NF	—	—	—	—
NS	—	—	—	—

TASK 1/PITCH MOTION/MODEL 5613



Data identically zero, insufficient, or not available from FREDYN and NFA.

Figure E-235. Time history of F_x^{rad} for one period at amplitude = 5.00 deg, frequency = 0.3831 rad/s, $F_n = 0.3$ in the case of prescribed pitch motion of Model 5613 scaled to $L = 154$ m.

TASK 1/PITCH MOTION/MODEL 5613

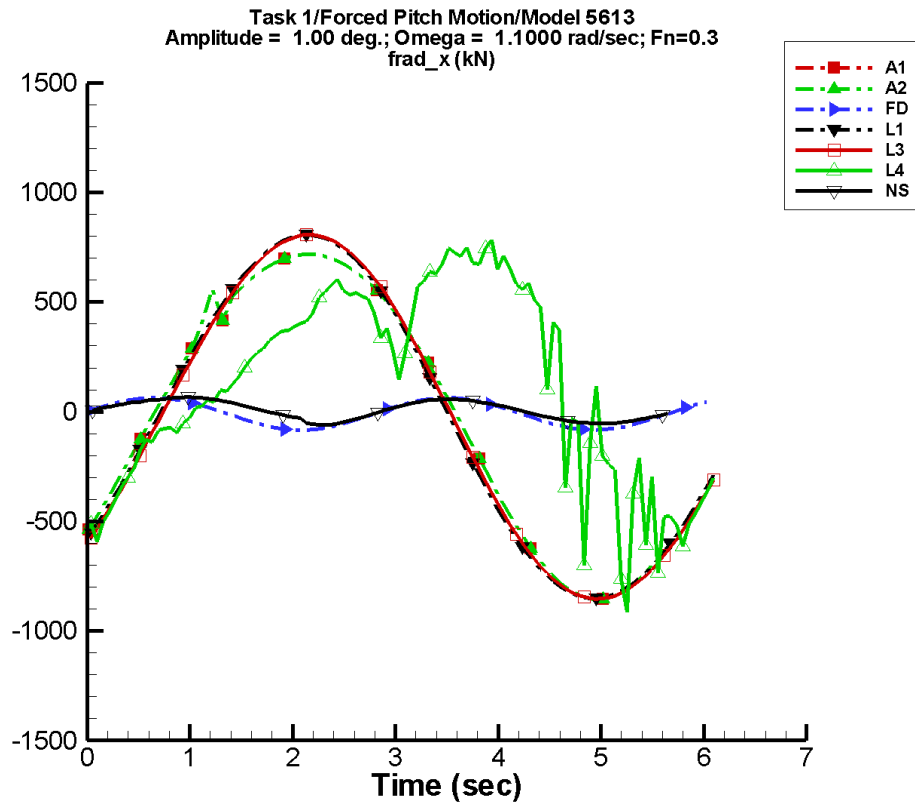
Table E-469. Coefficients of the Fourier fit $a_0 + a_1 \sin(\omega t + \Phi_1) + a_2 \sin(2\omega t + \Phi_2) + \dots$ of F_x^{rad} for one period at amplitude = 5.00 deg, frequency = 0.3831 rad/s, $F_n = 0.3$ in the case of prescribed pitch motion of Model 5613 scaled to $L = 154$ m.

Code	a_0 (kN)	a_1 (kN)	Φ_1 (deg)	a_2 (kN)	Φ_2 (deg)
A1	83.1	1.93E+03	-51	708.	-8
A2	83.1	1.93E+03	-51	708.	-8
FD	—	—	—	—	—
L1	-0.823	1.25E+03	-57	66.7	130
L3	-0.840	1.25E+03	-58	64.4	129
L4	1.24E+03	2.18E+03	-153	920.	-79
NF	—	—	—	—	—
NS	410.	176.	-31	771.	-34

Table E-470. Minimum and maximum of F_x^{rad} for one period at amplitude = 5.00 deg, frequency = 0.3831 rad/s, $F_n = 0.3$ in the case of prescribed pitch motion of Model 5613 scaled to $L = 154$ m.

Code	Unfiltered		Filtered	
	Minimum (kN)	Maximum (kN)	Minimum (kN)	Maximum (kN)
A1	-2.60E+03	1.49E+03	-2.49E+03	1.49E+03
A2	-2.60E+03	1.49E+03	-2.49E+03	1.49E+03
FD	—	—	—	—
L1	-1.19E+03	1.31E+03	-1.19E+03	1.31E+03
L3	-1.19E+03	1.31E+03	-1.19E+03	1.31E+03
L4	-1.18E+03	4.26E+03	-1.03E+03	4.17E+03
NF	—	—	—	—
NS	-475.	1.21E+03	-468.	1.19E+03

TASK 1/PITCH MOTION/MODEL 5613



Data identically zero, insufficient, or not available from FREDYN and NFA.

Figure E-236. Time history of F_x^{rad} for one period at amplitude = 1.00 deg, frequency = 1.1000 rad/s, $F_n = 0.3$ in the case of prescribed pitch motion of Model 5613 scaled to $L = 154$ m.

TASK 1/PITCH MOTION/MODEL 5613

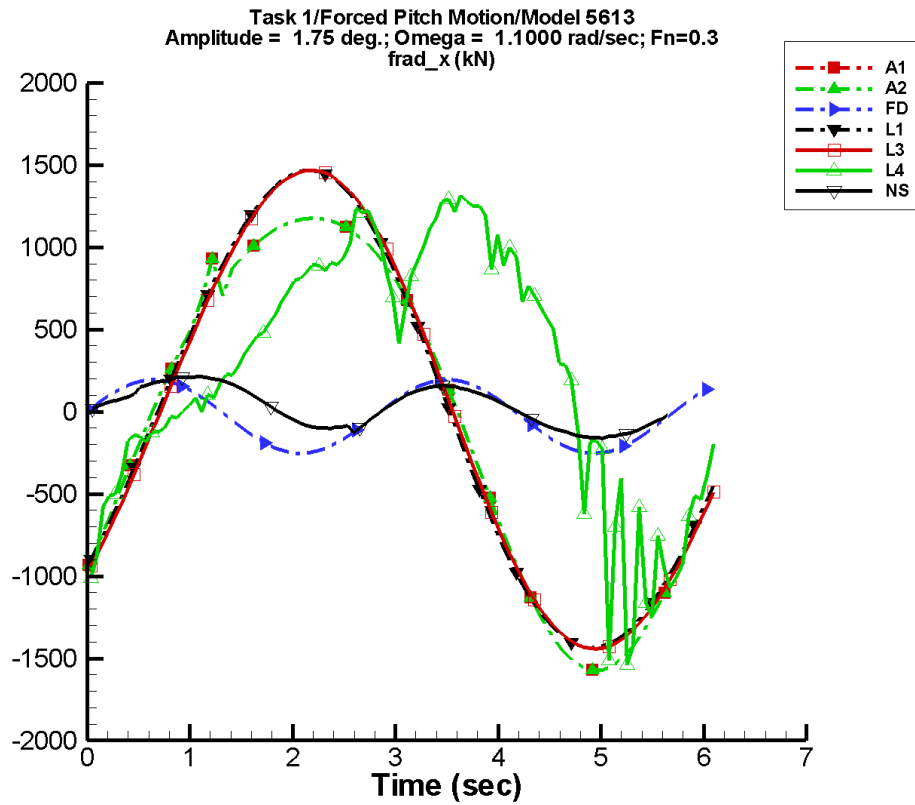
Table E-471. Coefficients of the Fourier fit $a_0 + a_1 \sin(\omega t + \Phi_1) + a_2 \sin(2\omega t + \Phi_2) + \dots$ of F_x^{rad} for one period at amplitude = 1.00 deg, frequency = 1.1000 rad/s, Fn = 0.3 in the case of prescribed pitch motion of Model 5613 scaled to L = 154 m.

Code	a_0 (kN)	a_1 (kN)	Φ_1 (deg)	a_2 (kN)	Φ_2 (deg)
A1	-19.6	788.	-43	53.9	11
A2	-19.6	788.	-43	53.9	11
FD	—	—	—	—	—
L1	-27.3	828.	-43	14.4	113
L3	-27.3	830.	-45	13.1	106
L4	167.	528.	-100	182.	-61
NF	—	—	—	—	—
NS	6.27	13.3	-3	54.8	-12

Table E-472. Minimum and maximum of F_x^{rad} for one period at amplitude = 1.00 deg, frequency = 1.1000 rad/s, Fn = 0.3 in the case of prescribed pitch motion of Model 5613 scaled to L = 154 m.

Code	Unfiltered		Filtered	
	Minimum (kN)	Maximum (kN)	Minimum (kN)	Maximum (kN)
A1	-856.	718.	-826.	698.
A2	-856.	718.	-826.	698.
FD	—	—	—	—
L1	-851.	806.	-842.	797.
L3	-854.	806.	-845.	797.
L4	-914.	783.	-523.	720.
NF	—	—	—	—
NS	-60.3	69.7	-53.5	65.2

TASK 1/PITCH MOTION/MODEL 5613



Data identically zero, insufficient, or not available from FREDYN and NFA.

Figure E-237. Time history of F_x^{rad} for one period at amplitude = 1.75 deg, frequency = 1.1000 rad/s, $F_n = 0.3$ in the case of prescribed pitch motion of Model 5613 scaled to $L = 154$ m.

TASK 1/PITCH MOTION/MODEL 5613

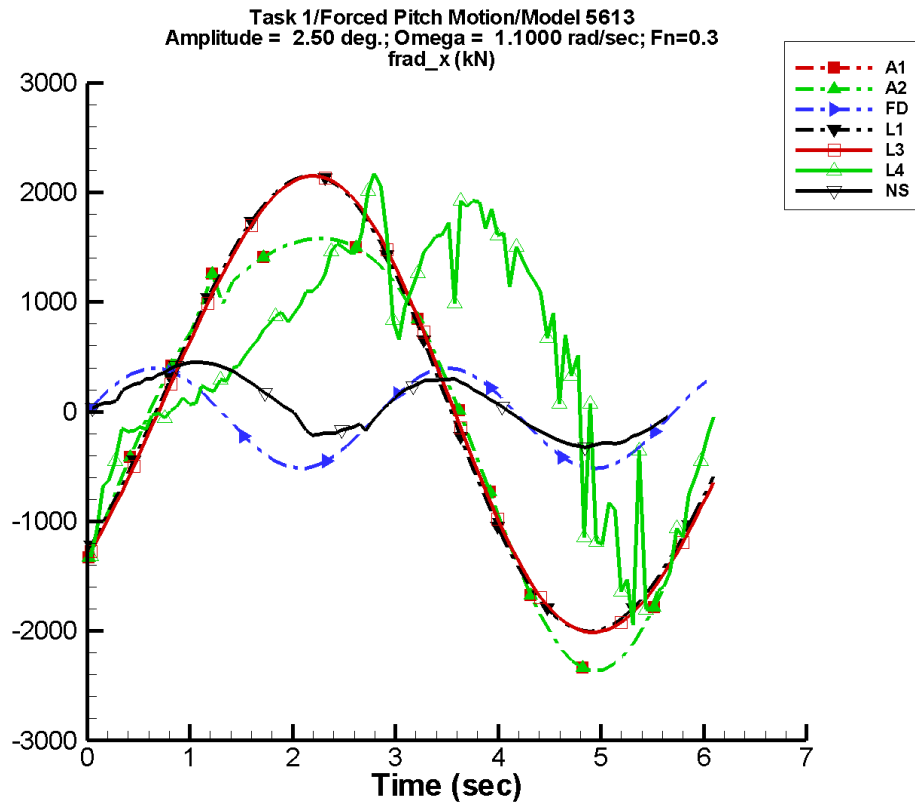
Table E-473. Coefficients of the Fourier fit $a_0 + a_1 \sin(\omega t + \Phi_1) + a_2 \sin(2\omega t + \Phi_2) + \dots$ of F_x^{rad} for one period at amplitude = 1.75 deg, frequency = 1.1000 rad/s, $F_n = 0.3$ in the case of prescribed pitch motion of Model 5613 scaled to $L = 154$ m.

Code	a_0 (kN)	a_1 (kN)	Φ_1 (deg)	a_2 (kN)	Φ_2 (deg)
A1	-54.6	1.37E+03	-44	154.	14
A2	-54.6	1.37E+03	-44	154.	14
FD	—	—	—	—	—
L1	2.12	1.45E+03	-43	44.2	113
L3	2.15	1.45E+03	-45	40.2	106
L4	328.	932.	-96	274.	-44
NF	—	—	—	—	—
NS	28.3	70.6	-8	149.	-14

Table E-474. Minimum and maximum of F_x^{rad} for one period at amplitude = 1.75 deg, frequency = 1.1000 rad/s, $F_n = 0.3$ in the case of prescribed pitch motion of Model 5613 scaled to $L = 154$ m.

Code	Unfiltered		Filtered	
	Minimum (kN)	Maximum (kN)	Minimum (kN)	Maximum (kN)
A1	-1.57E+03	1.18E+03	-1.51E+03	1.15E+03
A2	-1.57E+03	1.18E+03	-1.51E+03	1.15E+03
FD	—	—	—	—
L1	-1.44E+03	1.47E+03	-1.42E+03	1.45E+03
L3	-1.44E+03	1.47E+03	-1.43E+03	1.45E+03
L4	-1.54E+03	1.31E+03	-1.05E+03	1.26E+03
NF	—	—	—	—
NS	-164.	228.	-155.	223.

TASK 1/PITCH MOTION/MODEL 5613



Data identically zero, insufficient, or not available from FREDYN and NFA.

Figure E-238. Time history of F_x^{rad} for one period at amplitude = 2.50 deg, frequency = 1.1000 rad/s, $F_n = 0.3$ in the case of prescribed pitch motion of Model 5613 scaled to $L = 154$ m.

TASK 1/PITCH MOTION/MODEL 5613

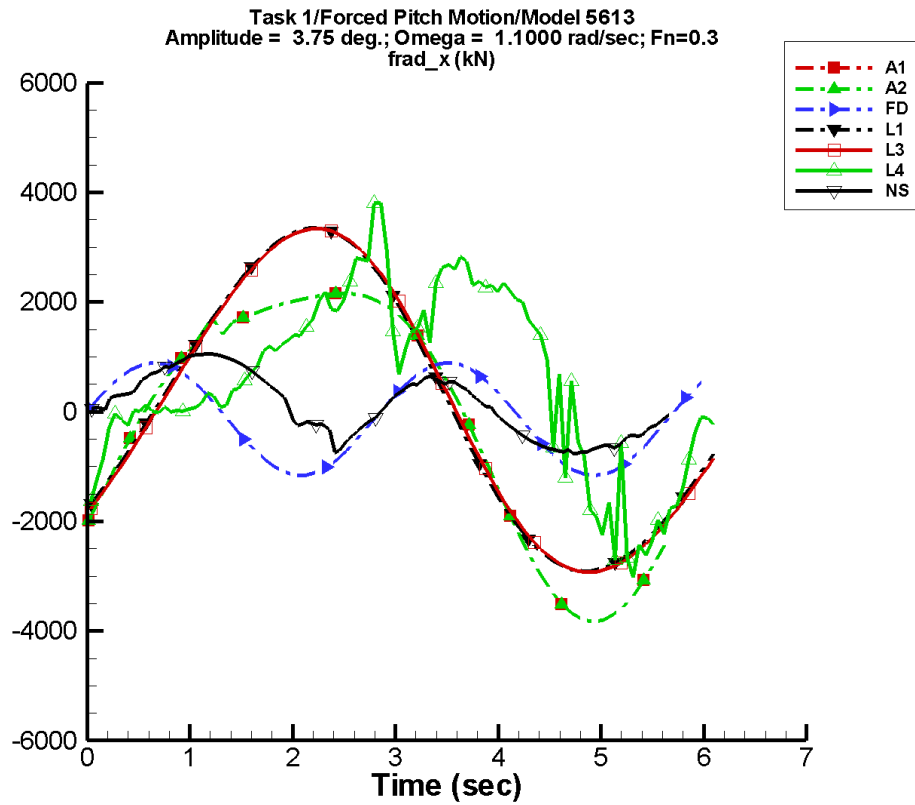
Table E-475. Coefficients of the Fourier fit $a_0 + a_1 \sin(\omega t + \Phi_1) + a_2 \sin(2\omega t + \Phi_2) + \dots$ of F_x^{rad} for one period at amplitude = 2.50 deg, frequency = 1.1000 rad/s, $F_n = 0.3$ in the case of prescribed pitch motion of Model 5613 scaled to $L = 154$ m.

Code	a_0 (kN)	a_1 (kN)	Φ_1 (deg)	a_2 (kN)	Φ_2 (deg)
A1	-108.	1.96E+03	-44	308.	16
A2	-108.	1.96E+03	-44	308.	16
FD	—	—	—	—	—
L1	47.6	2.07E+03	-43	90.2	113
L3	47.6	2.07E+03	-45	82.1	106
L4	527.	1.32E+03	-97	406.	-35
NF	—	—	—	—	—
NS	58.6	177.	-8	280.	-14

Table E-476. Minimum and maximum of F_x^{rad} for one period at amplitude = 2.50 deg, frequency = 1.1000 rad/s, $F_n = 0.3$ in the case of prescribed pitch motion of Model 5613 scaled to $L = 154$ m.

Code	Unfiltered		Filtered	
	Minimum (kN)	Maximum (kN)	Minimum (kN)	Maximum (kN)
A1	-2.36E+03	1.58E+03	-2.27E+03	1.55E+03
A2	-2.36E+03	1.58E+03	-2.27E+03	1.55E+03
FD	—	—	—	—
L1	-2.00E+03	2.15E+03	-1.98E+03	2.13E+03
L3	-2.01E+03	2.15E+03	-1.99E+03	2.13E+03
L4	-1.94E+03	2.17E+03	-1.50E+03	1.80E+03
NF	—	—	—	—
NS	-336.	479.	-310.	465.

TASK 1/PITCH MOTION/MODEL 5613



Data identically zero, insufficient, or not available from FREDYN and NFA.

Figure E-239. Time history of F_x^{rad} for one period at amplitude = 3.75 deg, frequency = 1.1000 rad/s, $F_n = 0.3$ in the case of prescribed pitch motion of Model 5613 scaled to $L = 154$ m.

TASK 1/PITCH MOTION/MODEL 5613

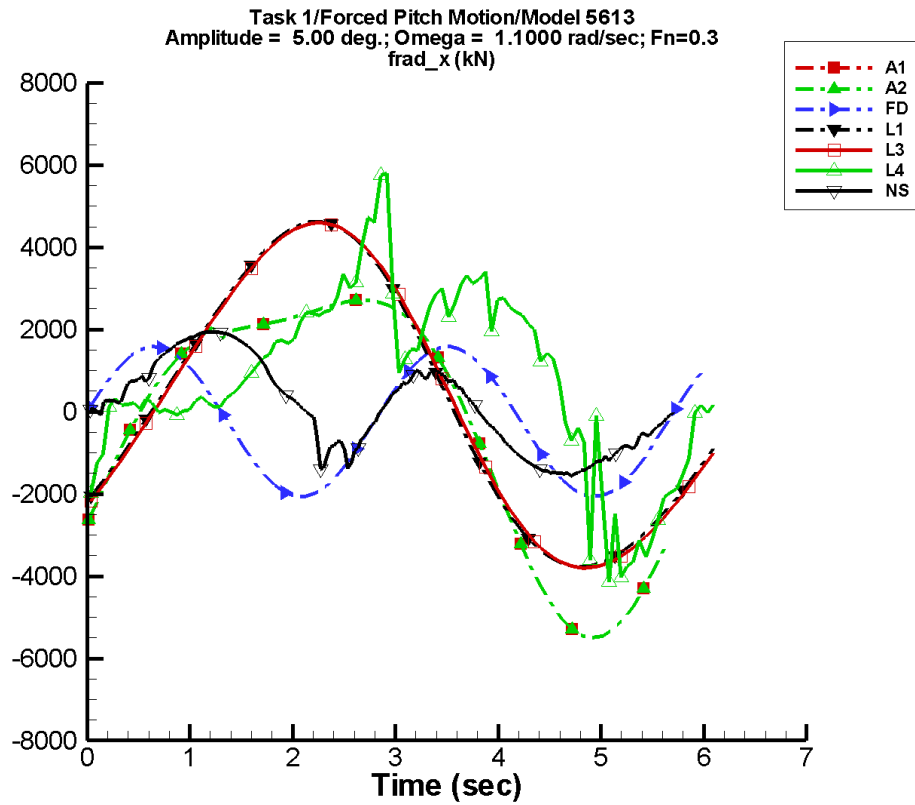
Table E-477. Coefficients of the Fourier fit $a_0 + a_1 \sin(\omega t + \Phi_1) + a_2 \sin(2\omega t + \Phi_2) + \dots$ of F_x^{rad} for one period at amplitude = 3.75 deg, frequency = 1.1000 rad/s, $F_n = 0.3$ in the case of prescribed pitch motion of Model 5613 scaled to $L = 154$ m.

Code	a_0 (kN)	a_1 (kN)	Φ_1 (deg)	a_2 (kN)	Φ_2 (deg)
A1	-235.	2.93E+03	-44	680.	17
A2	-235.	2.93E+03	-44	680.	17
FD	—	—	—	—	—
L1	159.	3.11E+03	-43	203.	113
L3	159.	3.11E+03	-45	185.	106
L4	721.	2.00E+03	-92	625.	-9
NF	—	—	—	—	—
NS	101.	498.	-5	564.	-14

Table E-478. Minimum and maximum of F_x^{rad} for one period at amplitude = 3.75 deg, frequency = 1.1000 rad/s, $F_n = 0.3$ in the case of prescribed pitch motion of Model 5613 scaled to $L = 154$ m.

Code	Unfiltered		Filtered	
	Minimum (kN)	Maximum (kN)	Minimum (kN)	Maximum (kN)
A1	-3.83E+03	2.16E+03	-3.66E+03	2.11E+03
A2	-3.83E+03	2.16E+03	-3.66E+03	2.11E+03
FD	—	—	—	—
L1	-2.91E+03	3.35E+03	-2.87E+03	3.31E+03
L3	-2.93E+03	3.34E+03	-2.89E+03	3.30E+03
L4	-3.02E+03	3.82E+03	-2.36E+03	3.39E+03
NF	—	—	—	—
NS	-778.	1.11E+03	-743.	1.09E+03

TASK 1/PITCH MOTION/MODEL 5613



Data identically zero, insufficient, or not available from FREDYN and NFA.

Figure E-240. Time history of F_x^{rad} for one period at amplitude = 5.00 deg, frequency = 1.1000 rad/s, $F_n = 0.3$ in the case of prescribed pitch motion of Model 5613 scaled to $L = 154$ m.

TASK 1/PITCH MOTION/MODEL 5613

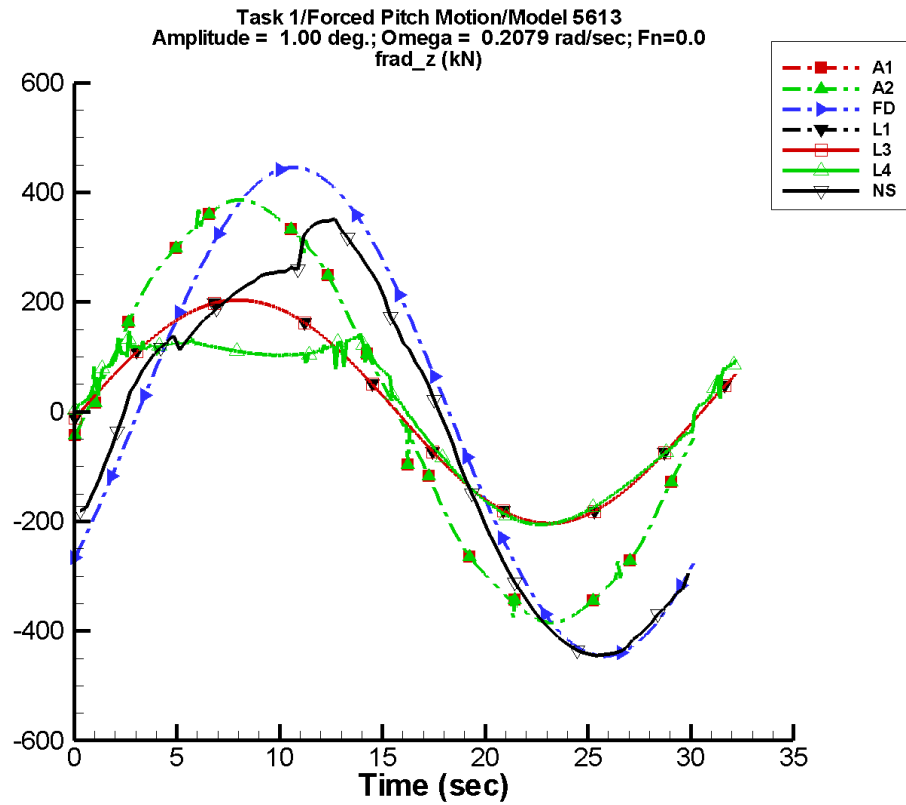
Table E-479. Coefficients of the Fourier fit $a_0 + a_1 \sin(\omega t + \Phi_1) + a_2 \sin(2\omega t + \Phi_2) + \dots$ of F_x^{rad} for one period at amplitude = 5.00 deg, frequency = 1.1000 rad/s, $F_n = 0.3$ in the case of prescribed pitch motion of Model 5613 scaled to $L = 154$ m.

Code	a_0 (kN)	a_1 (kN)	Φ_1 (deg)	a_2 (kN)	Φ_2 (deg)
A1	-413.	3.91E+03	-44	1.20E+03	18
A2	-413.	3.91E+03	-44	1.20E+03	18
FD	—	—	—	—	—
L1	315.	4.14E+03	-43	361.	113
L3	315.	4.15E+03	-45	328.	106
L4	993.	2.62E+03	-90	766.	3
NF	—	—	—	—	—
NS	108.	1.05E+03	-3	919.	-14

Table E-480. Minimum and maximum of F_x^{rad} for one period at amplitude = 5.00 deg, frequency = 1.1000 rad/s, $F_n = 0.3$ in the case of prescribed pitch motion of Model 5613 scaled to $L = 154$ m.

Code	Unfiltered		Filtered	
	Minimum (kN)	Maximum (kN)	Minimum (kN)	Maximum (kN)
A1	-5.50E+03	2.71E+03	-5.24E+03	2.63E+03
A2	-5.50E+03	2.71E+03	-5.24E+03	2.63E+03
FD	—	—	—	—
L1	-3.77E+03	4.62E+03	-3.73E+03	4.57E+03
L3	-3.80E+03	4.59E+03	-3.75E+03	4.55E+03
L4	-4.14E+03	5.95E+03	-3.35E+03	5.48E+03
NF	—	—	—	—
NS	-1.59E+03	2.02E+03	-1.53E+03	2.00E+03

TASK 1/PITCH MOTION/MODEL 5613



Data identically zero, insufficient, or not available from NFA.

Figure E-241. Time history of F_z^{rad} for one period at amplitude = 1.00 deg, frequency = 0.2079 rad/s, $F_n = 0.0$ in the case of prescribed pitch motion of Model 5613 scaled to $L = 154$ m.

TASK 1/PITCH MOTION/MODEL 5613

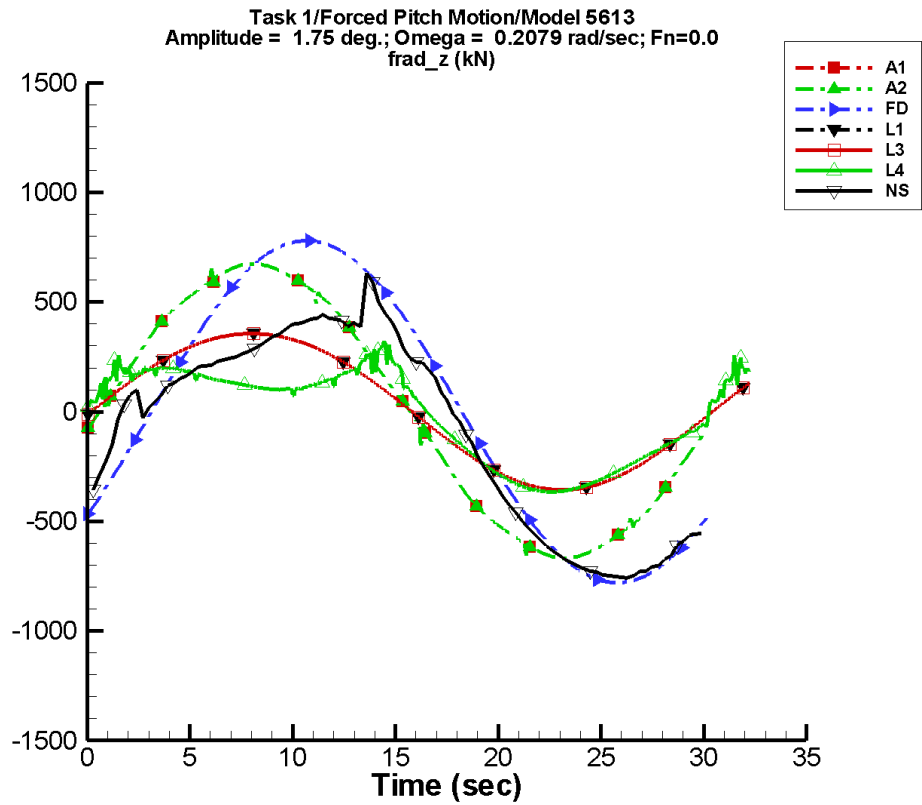
Table E-481. Coefficients of the Fourier fit $a_0 + a_1 \sin(\omega t + \Phi_1) + a_2 \sin(2\omega t + \Phi_2) + \dots$ of F_z^{rad} for one period at amplitude = 1.00 deg, frequency = 0.2079 rad/s, $F_n = 0.0$ in the case of prescribed pitch motion of Model 5613 scaled to $L = 154$ m.

Code	a_0 (kN)	a_1 (kN)	Φ_1 (deg)	a_2 (kN)	Φ_2 (deg)
A1	0.407	382.	-7	0.456	-108
A2	0.407	382.	-7	0.456	-108
FD	-4.55E-05	446.	-37	3.03E-03	95
L1	2.98	204.	-5	3.03	80
L3	2.98	204.	-5	3.03	80
L4	-8.15	170.	-6	43.2	73
NF	—	—	—	—	—
NS	-41.3	377.	-35	46.9	56

Table E-482. Minimum and maximum of of F_z^{rad} for one period at amplitude = 1.00 deg, frequency = 0.2079 rad/s, $F_n = 0.0$ in the case of prescribed pitch motion of Model 5613 scaled to $L = 154$ m.

Code	Unfiltered		Filtered	
	Minimum (kN)	Maximum (kN)	Minimum (kN)	Maximum (kN)
A1	-385.	387.	-384.	386.
A2	-385.	387.	-384.	386.
FD	-446.	446.	-445.	445.
L1	-204.	204.	-204.	204.
L3	-204.	204.	-204.	204.
L4	-206.	149.	-205.	137.
NF	—	—	—	—
NS	-445.	358.	-441.	340.

TASK 1/PITCH MOTION/MODEL 5613



Data identically zero, insufficient, or not available from NFA.

Figure E-242. Time history of F_z^{rad} for one period at amplitude = 1.75 deg, frequency = 0.2079 rad/s, $F_n = 0.0$ in the case of prescribed pitch motion of Model 5613 scaled to $L = 154$ m.

TASK 1/PITCH MOTION/MODEL 5613

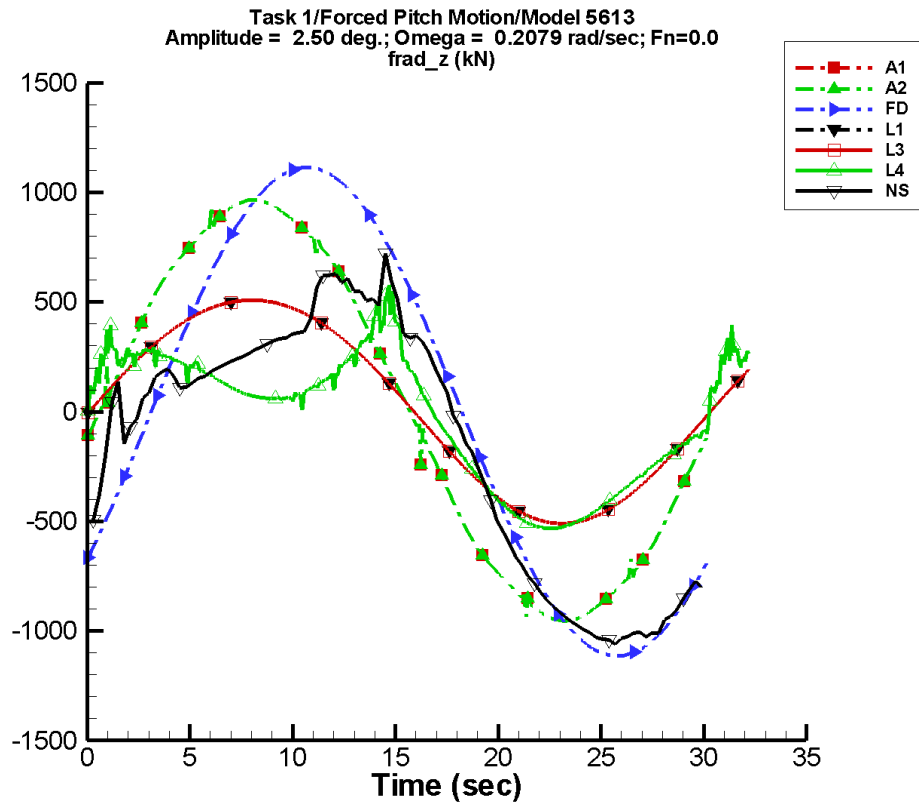
Table E-483. Coefficients of the Fourier fit $a_0 + a_1 \sin(\omega t + \Phi_1) + a_2 \sin(2\omega t + \Phi_2) + \dots$ of F_z^{rad} for one period at amplitude = 1.75 deg, frequency = 0.2079 rad/s, $F_n = 0.0$ in the case of prescribed pitch motion of Model 5613 scaled to $L = 154$ m.

Code	a_0 (kN)	a_1 (kN)	Φ_1 (deg)	a_2 (kN)	Φ_2 (deg)
A1	1.31	665.	-7	1.37	-100
A2	1.31	665.	-7	1.37	-100
FD	-3.75E-05	780.	-37	1.62E-02	95
L1	9.13	356.	-5	9.27	80
L3	9.13	356.	-5	9.27	80
L4	-21.5	263.	-6	117.	74
NF	—	—	—	—	—
NS	-92.3	601.	-36	109.	52

Table E-484. Minimum and maximum of F_z^{rad} for one period at amplitude = 1.75 deg, frequency = 0.2079 rad/s, $F_n = 0.0$ in the case of prescribed pitch motion of Model 5613 scaled to $L = 154$ m.

Code	Unfiltered		Filtered	
	Minimum (kN)	Maximum (kN)	Minimum (kN)	Maximum (kN)
A1	-669.	675.	-668.	674.
A2	-669.	675.	-668.	674.
FD	-780.	780.	-779.	779.
L1	-357.	356.	-356.	356.
L3	-357.	356.	-356.	356.
L4	-365.	324.	-365.	288.
NF	—	—	—	—
NS	-758.	643.	-748.	481.

TASK 1/PITCH MOTION/MODEL 5613



Data identically zero, insufficient, or not available from NFA.

Figure E-243. Time history of F_z^{rad} for one period at amplitude = 2.50 deg, frequency = 0.2079 rad/s, $F_n = 0.0$ in the case of prescribed pitch motion of Model 5613 scaled to $L = 154$ m.

TASK 1/PITCH MOTION/MODEL 5613

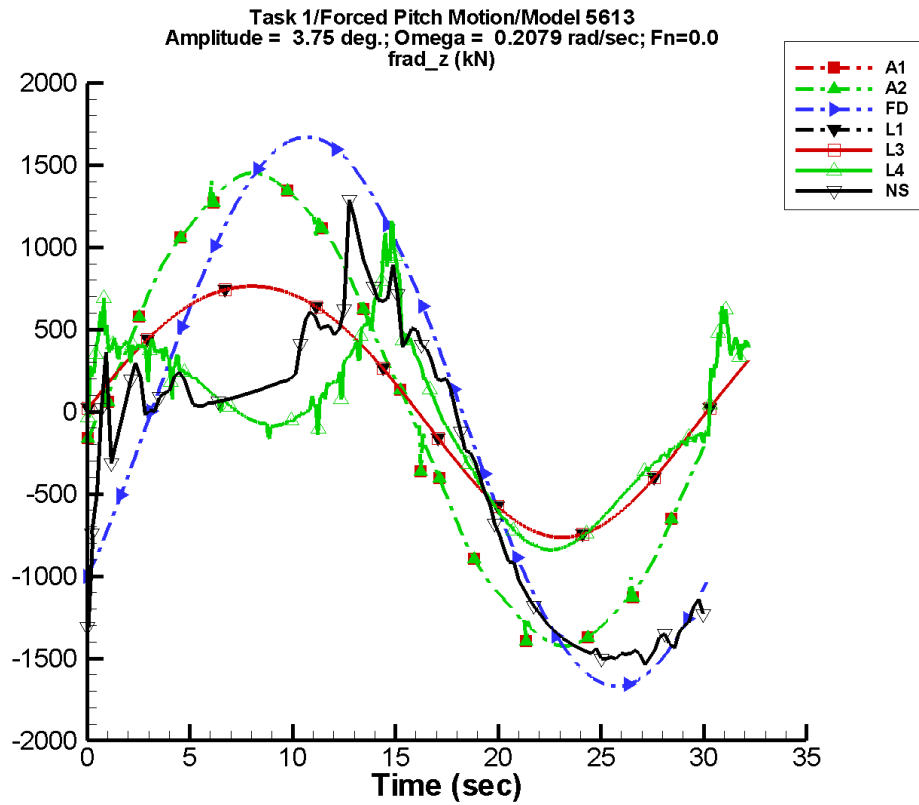
Table E-485. Coefficients of the Fourier fit $a_0 + a_1 \sin(\omega t + \Phi_1) + a_2 \sin(2\omega t + \Phi_2) + \dots$ of F_z^{rad} for one period at amplitude = 2.50 deg, frequency = 0.2079 rad/s, $F_n = 0.0$ in the case of prescribed pitch motion of Model 5613 scaled to $L = 154$ m.

Code	a_0 (kN)	a_1 (kN)	Φ_1 (deg)	a_2 (kN)	Φ_2 (deg)
A1	2.72	950.	-7	2.78	-97
A2	2.72	950.	-7	2.78	-97
FD	4.55E-05	1.11E+03	-37	4.69E-02	95
L1	18.6	509.	-5	18.9	80
L3	18.6	509.	-5	18.9	80
L4	-38.7	338.	-7	213.	74
NF	—	—	—	—	—
NS	-165.	779.	-37	191.	52

Table E-486. Minimum and maximum of F_z^{rad} for one period at amplitude = 2.50 deg, frequency = 0.2079 rad/s, $F_n = 0.0$ in the case of prescribed pitch motion of Model 5613 scaled to $L = 154$ m.

Code	Unfiltered		Filtered	
	Minimum (kN)	Maximum (kN)	Minimum (kN)	Maximum (kN)
A1	-954.	966.	-952.	965.
A2	-954.	966.	-952.	965.
FD	-1.11E+03	1.11E+03	-1.11E+03	1.11E+03
L1	-509.	509.	-509.	509.
L3	-509.	509.	-509.	509.
L4	-532.	576.	-532.	497.
NF	—	—	—	—
NS	-1.06E+03	735.	-1.04E+03	596.

TASK 1/PITCH MOTION/MODEL 5613



Data identically zero, insufficient, or not available from NFA.

Figure E-244. Time history of F_z^{rad} for one period at amplitude = 3.75 deg, frequency = 0.2079 rad/s, $F_n = 0.0$ in the case of prescribed pitch motion of Model 5613 scaled to $L = 154$ m.

TASK 1/PITCH MOTION/MODEL 5613

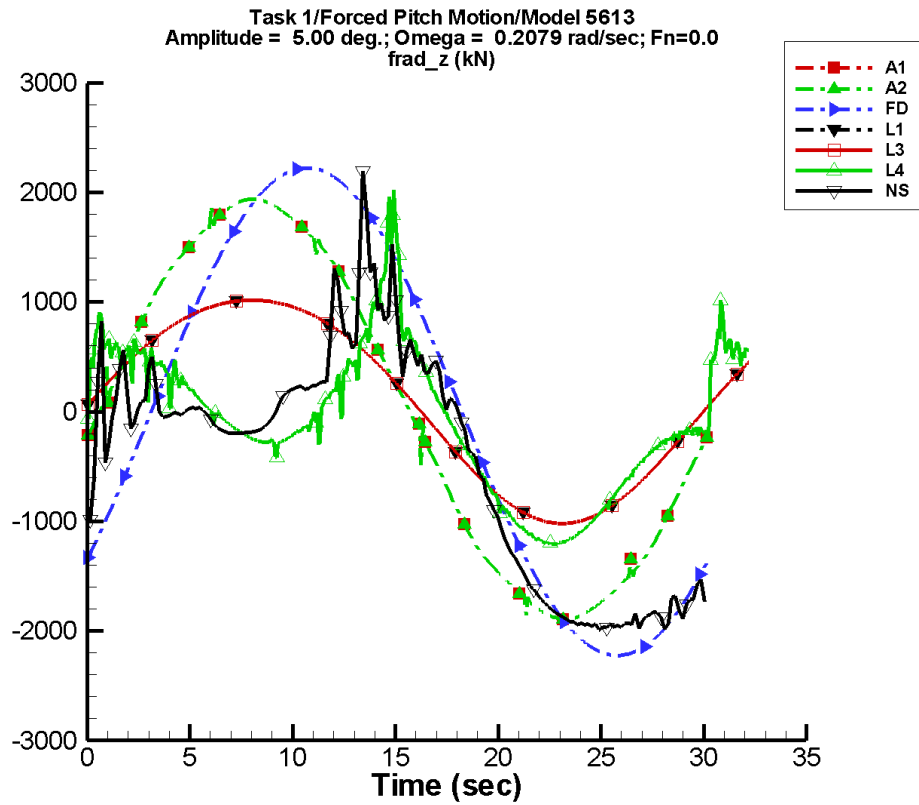
Table E-487. Coefficients of the Fourier fit $a_0 + a_1 \sin(\omega t + \Phi_1) + a_2 \sin(2\omega t + \Phi_2) + \dots$ of F_z^{rad} for one period at amplitude = 3.75 deg, frequency = 0.2079 rad/s, $F_n = 0.0$ in the case of prescribed pitch motion of Model 5613 scaled to $L = 154$ m.

Code	a_0 (kN)	a_1 (kN)	Φ_1 (deg)	a_2 (kN)	Φ_2 (deg)
A1	6.23	1.42E+03	-7	6.24	-94
A2	6.23	1.42E+03	-7	6.24	-94
FD	3.40E-04	1.67E+03	-37	0.159	95
L1	41.9	764.	-5	42.5	80
L3	41.9	764.	-5	42.5	80
L4	-74.4	438.	-9	413.	74
NF	—	—	—	—	—
NS	-303.	1.03E+03	-38	362.	56

Table E-488. Minimum and maximum of of F_z^{rad} for one period at amplitude = 3.75 deg, frequency = 0.2079 rad/s, $F_n = 0.0$ in the case of prescribed pitch motion of Model 5613 scaled to $L = 154$ m.

Code	Unfiltered		Filtered	
	Minimum (kN)	Maximum (kN)	Minimum (kN)	Maximum (kN)
A1	-1.42E+03	1.45E+03	-1.42E+03	1.45E+03
A2	-1.42E+03	1.45E+03	-1.42E+03	1.45E+03
FD	-1.67E+03	1.67E+03	-1.67E+03	1.67E+03
L1	-764.	763.	-764.	763.
L3	-764.	763.	-764.	763.
L4	-840.	1.16E+03	-839.	1.01E+03
NF	—	—	—	—
NS	-1.54E+03	1.30E+03	-1.49E+03	916.

TASK 1/PITCH MOTION/MODEL 5613



Data identically zero, insufficient, or not available from NFA.

Figure E-245. Time history of F_z^{rad} for one period at amplitude = 5.00 deg, frequency = 0.2079 rad/s, $F_n = 0.0$ in the case of prescribed pitch motion of Model 5613 scaled to $L = 154$ m.

TASK 1/PITCH MOTION/MODEL 5613

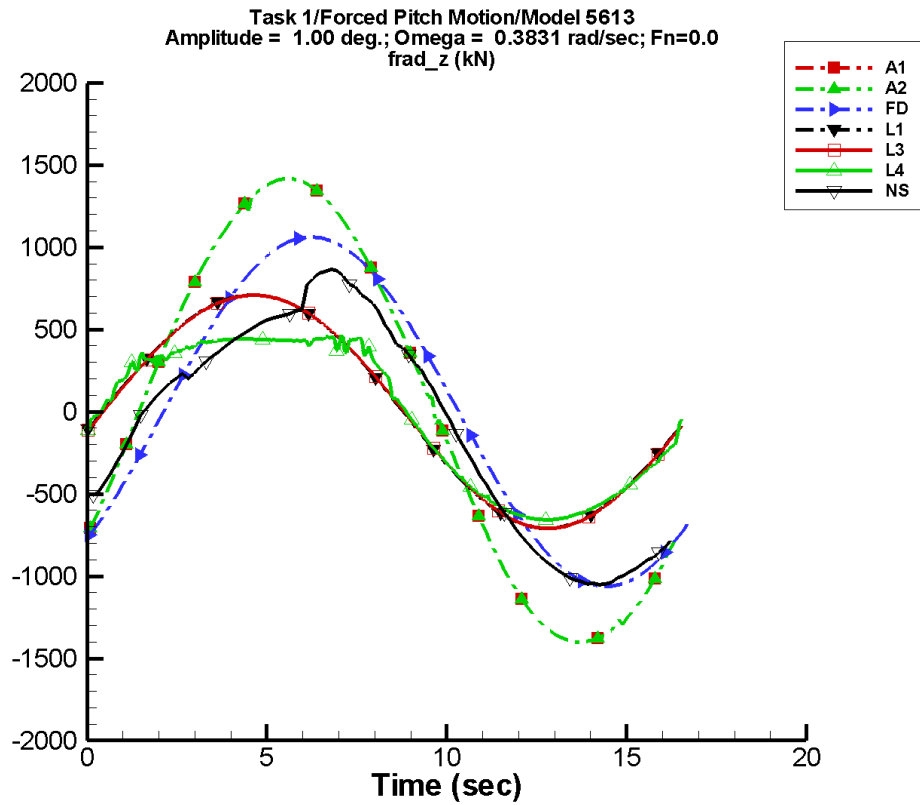
Table E-489. Coefficients of the Fourier fit $a_0 + a_1 \sin(\omega t + \Phi_1) + a_2 \sin(2\omega t + \Phi_2) + \dots$ of F_z^{rad} for one period at amplitude = 5.00 deg, frequency = 0.2079 rad/s, $F_n = 0.0$ in the case of prescribed pitch motion of Model 5613 scaled to $L = 154$ m.

Code	a_0 (kN)	a_1 (kN)	Φ_1 (deg)	a_2 (kN)	Φ_2 (deg)
A1	11.2	1.90E+03	-7	11.1	-93
A2	11.2	1.90E+03	-7	11.1	-93
FD	1.39E-03	2.22E+03	-37	0.375	95
L1	74.5	1.02E+03	-5	75.6	80
L3	74.5	1.02E+03	-5	75.6	80
L4	-120.	525.	-11	659.	75
NF	—	—	—	—	—
NS	-469.	1.26E+03	-39	581.	60

Table E-490. Minimum and maximum of of F_z^{rad} for one period at amplitude = 5.00 deg, frequency = 0.2079 rad/s, $F_n = 0.0$ in the case of prescribed pitch motion of Model 5613 scaled to $L = 154$ m.

Code	Unfiltered		Filtered	
	Minimum (kN)	Maximum (kN)	Minimum (kN)	Maximum (kN)
A1	-1.89E+03	1.94E+03	-1.89E+03	1.94E+03
A2	-1.89E+03	1.94E+03	-1.89E+03	1.94E+03
FD	-2.22E+03	2.22E+03	-2.22E+03	2.22E+03
L1	-1.02E+03	1.02E+03	-1.02E+03	1.02E+03
L3	-1.02E+03	1.02E+03	-1.02E+03	1.02E+03
L4	-1.21E+03	2.02E+03	-1.20E+03	1.75E+03
NF	—	—	—	—
NS	-1.99E+03	2.21E+03	-1.96E+03	1.30E+03

TASK 1/PITCH MOTION/MODEL 5613



Data identically zero, insufficient, or not available from NFA.

Figure E-246. Time history of F_z^{rad} for one period at amplitude = 1.00 deg, frequency = 0.3831 rad/s, $F_n = 0.0$ in the case of prescribed pitch motion of Model 5613 scaled to $L = 154$ m.

TASK 1/PITCH MOTION/MODEL 5613

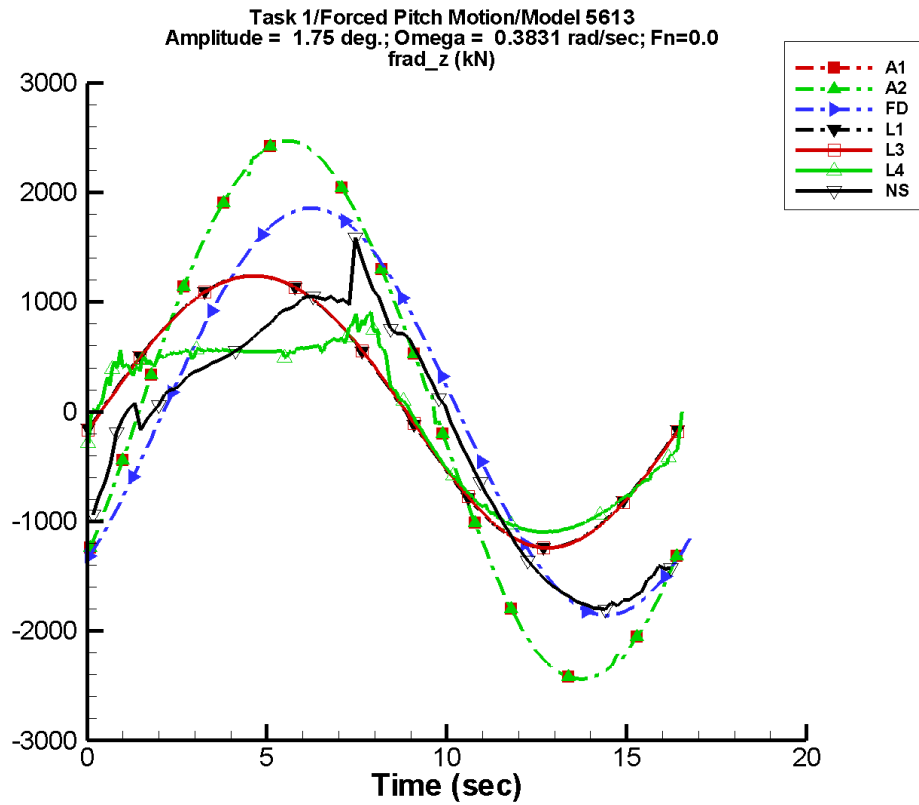
Table E-491. Coefficients of the Fourier fit $a_0 + a_1 \sin(\omega t + \Phi_1) + a_2 \sin(2\omega t + \Phi_2) + \dots$ of F_z^{rad} for one period at amplitude = 1.00 deg, frequency = 0.3831 rad/s, $F_n = 0.0$ in the case of prescribed pitch motion of Model 5613 scaled to $L = 154$ m.

Code	a_0 (kN)	a_1 (kN)	Φ_1 (deg)	a_2 (kN)	Φ_2 (deg)
A1	1.34	1.41E+03	-32	2.83	-3
A2	1.34	1.41E+03	-32	2.83	-3
FD	2.16E-03	1.06E+03	-47	4.09E-03	128
L1	10.9	709.	-11	11.3	77
L3	10.9	709.	-12	11.5	71
L4	-24.5	588.	-13	91.7	79
NF	—	—	—	—	—
NS	-95.3	886.	-41	112.	51

Table E-492. Minimum and maximum of of F_z^{rad} for one period at amplitude = 1.00 deg, frequency = 0.3831 rad/s, $F_n = 0.0$ in the case of prescribed pitch motion of Model 5613 scaled to $L = 154$ m.

Code	Unfiltered		Filtered	
	Minimum (kN)	Maximum (kN)	Minimum (kN)	Maximum (kN)
A1	-1.40E+03	1.42E+03	-1.40E+03	1.41E+03
A2	-1.40E+03	1.42E+03	-1.40E+03	1.41E+03
FD	-1.06E+03	1.06E+03	-1.06E+03	1.06E+03
L1	-709.	709.	-708.	708.
L3	-710.	708.	-709.	707.
L4	-657.	466.	-656.	446.
NF	—	—	—	—
NS	-1.05E+03	866.	-1.04E+03	820.

TASK 1/PITCH MOTION/MODEL 5613



Data identically zero, insufficient, or not available from NFA.

Figure E-247. Time history of F_z^{rad} for one period at amplitude = 1.75 deg, frequency = 0.3831 rad/s, $F_n = 0.0$ in the case of prescribed pitch motion of Model 5613 scaled to $L = 154$ m.

TASK 1/PITCH MOTION/MODEL 5613

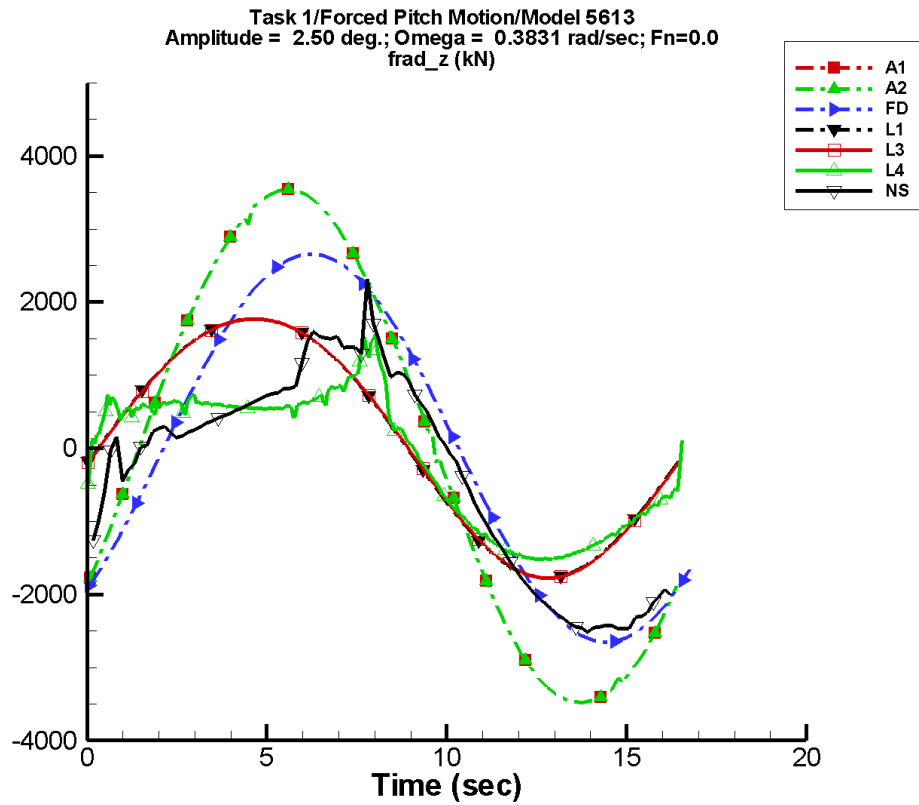
Table E-493. Coefficients of the Fourier fit $a_0 + a_1 \sin(\omega t + \Phi_1) + a_2 \sin(2\omega t + \Phi_2) + \dots$ of F_z^{rad} for one period at amplitude = 1.75 deg, frequency = 0.3831 rad/s, $F_n = 0.0$ in the case of prescribed pitch motion of Model 5613 scaled to $L = 154$ m.

Code	a_0 (kN)	a_1 (kN)	Φ_1 (deg)	a_2 (kN)	Φ_2 (deg)
A1	4.83	2.46E+03	-32	5.20	-32
A2	4.83	2.46E+03	-32	5.20	-32
FD	1.19E-02	1.86E+03	-47	2.24E-02	127
L1	33.4	1.24E+03	-11	34.6	77
L3	33.4	1.24E+03	-12	35.3	71
L4	-66.6	907.	-14	242.	78
NF	—	—	—	—	—
NS	-204.	1.41E+03	-42	269.	45

Table E-494. Minimum and maximum of F_z^{rad} for one period at amplitude = 1.75 deg, frequency = 0.3831 rad/s, $F_n = 0.0$ in the case of prescribed pitch motion of Model 5613 scaled to $L = 154$ m.

Code	Unfiltered		Filtered	
	Minimum (kN)	Maximum (kN)	Minimum (kN)	Maximum (kN)
A1	-2.44E+03	2.47E+03	-2.43E+03	2.46E+03
A2	-2.44E+03	2.47E+03	-2.43E+03	2.46E+03
FD	-1.86E+03	1.86E+03	-1.86E+03	1.85E+03
L1	-1.24E+03	1.24E+03	-1.24E+03	1.24E+03
L3	-1.24E+03	1.24E+03	-1.24E+03	1.24E+03
L4	-1.10E+03	913.	-1.10E+03	829.
NF	—	—	—	—
NS	-1.81E+03	1.59E+03	-1.77E+03	1.17E+03

TASK 1/PITCH MOTION/MODEL 5613



Data identically zero, insufficient, or not available from NFA.

Figure E-248. Time history of F_z^{rad} for one period at amplitude = 2.50 deg, frequency = 0.3831 rad/s, $F_n = 0.0$ in the case of prescribed pitch motion of Model 5613 scaled to $L = 154$ m.

TASK 1/PITCH MOTION/MODEL 5613

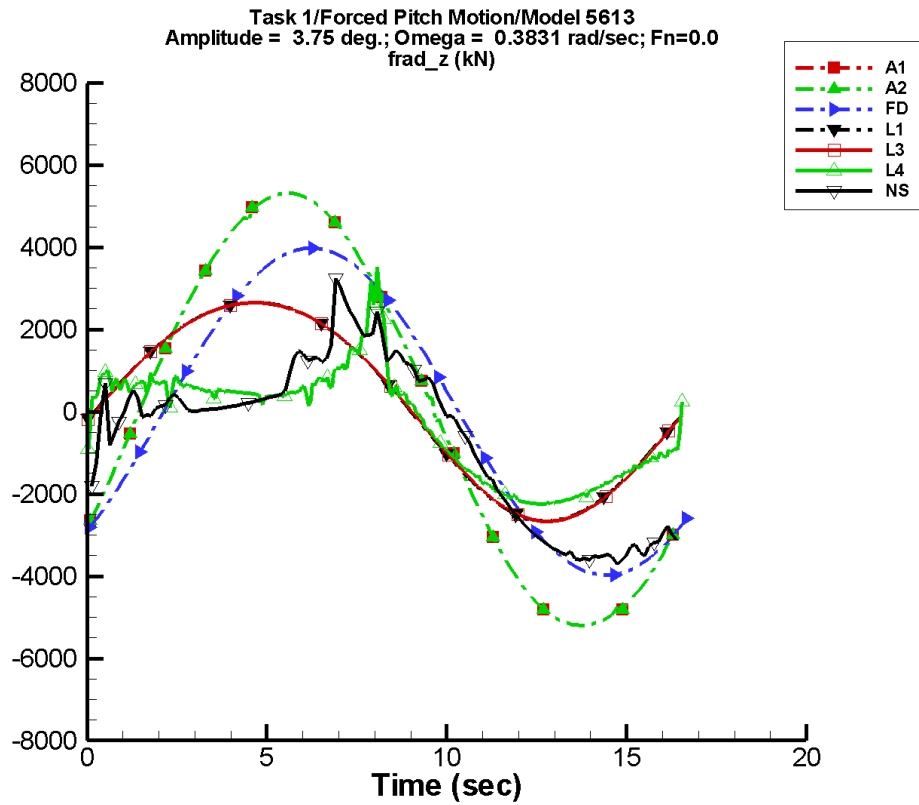
Table E-495. Coefficients of the Fourier fit $a_0 + a_1 \sin(\omega t + \Phi_1) + a_2 \sin(2\omega t + \Phi_2) + \dots$ of F_z^{rad} for one period at amplitude = 2.50 deg, frequency = 0.3831 rad/s, $F_n = 0.0$ in the case of prescribed pitch motion of Model 5613 scaled to $L = 154$ m.

Code	a_0 (kN)	a_1 (kN)	Φ_1 (deg)	a_2 (kN)	Φ_2 (deg)
A1	10.5	3.51E+03	-32	9.36	-53
A2	10.5	3.51E+03	-32	9.36	-53
FD	3.49E-02	2.65E+03	-47	6.56E-02	127
L1	68.1	1.77E+03	-11	70.7	77
L3	68.1	1.77E+03	-12	72.0	71
L4	-124.	1.16E+03	-15	429.	78
NF	—	—	—	—	—
NS	-346.	1.85E+03	-44	481.	48

Table E-496. Minimum and maximum of F_z^{rad} for one period at amplitude = 2.50 deg, frequency = 0.3831 rad/s, $F_n = 0.0$ in the case of prescribed pitch motion of Model 5613 scaled to $L = 154$ m.

Code	Unfiltered		Filtered	
	Minimum (kN)	Maximum (kN)	Minimum (kN)	Maximum (kN)
A1	-3.48E+03	3.54E+03	-3.47E+03	3.52E+03
A2	-3.48E+03	3.54E+03	-3.47E+03	3.52E+03
FD	-2.65E+03	2.65E+03	-2.65E+03	2.64E+03
L1	-1.77E+03	1.77E+03	-1.77E+03	1.77E+03
L3	-1.78E+03	1.77E+03	-1.77E+03	1.77E+03
L4	-1.52E+03	1.60E+03	-1.52E+03	1.40E+03
NF	—	—	—	—
NS	-2.52E+03	2.31E+03	-2.46E+03	1.54E+03

TASK 1/PITCH MOTION/MODEL 5613



Data identically zero, insufficient, or not available from NFA.

Figure E-249. Time history of F_z^{rad} for one period at amplitude = 3.75 deg, frequency = 0.3831 rad/s, $F_n = 0.0$ in the case of prescribed pitch motion of Model 5613 scaled to $L = 154$ m.

TASK 1/PITCH MOTION/MODEL 5613

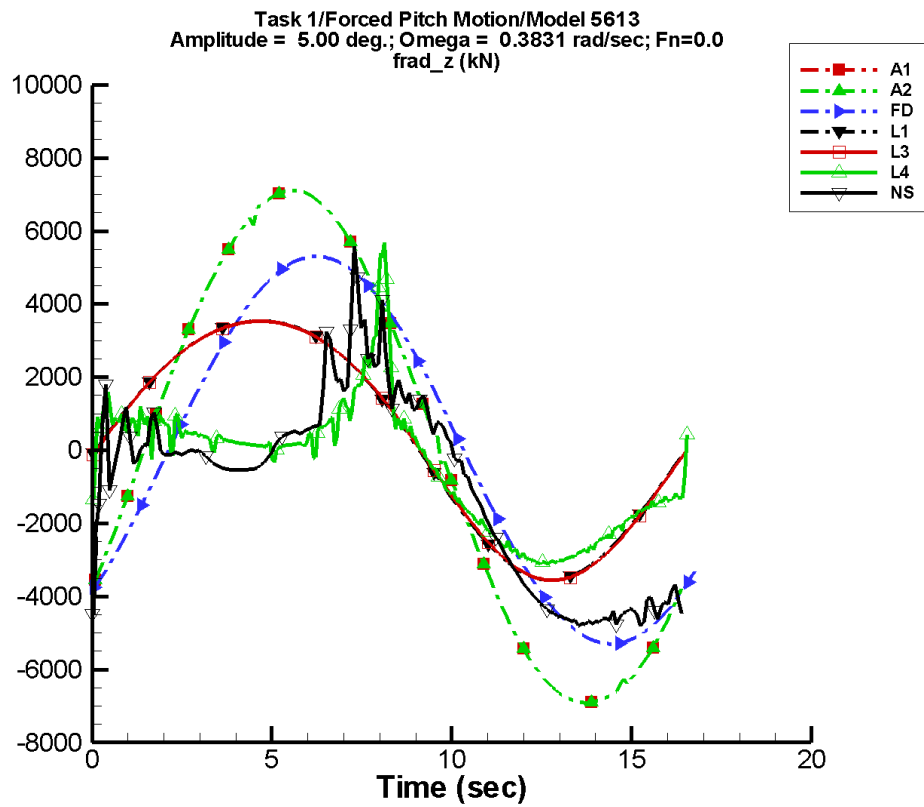
Table E-497. Coefficients of the Fourier fit $a_0 + a_1 \sin(\omega t + \Phi_1) + a_2 \sin(2\omega t + \Phi_2) + \dots$ of F_z^{rad} for one period at amplitude = 3.75 deg, frequency = 0.3831 rad/s, $F_n = 0.0$ in the case of prescribed pitch motion of Model 5613 scaled to $L = 154$ m.

Code	a_0 (kN)	a_1 (kN)	Φ_1 (deg)	a_2 (kN)	Φ_2 (deg)
A1	24.8	5.26E+03	-32	21.2	-71
A2	24.8	5.26E+03	-32	21.2	-71
FD	0.118	3.98E+03	-47	0.222	127
L1	153.	2.66E+03	-11	159.	77
L3	153.	2.66E+03	-12	162.	71
L4	-255.	1.50E+03	-18	802.	78
NF	—	—	—	—	—
NS	-636.	2.46E+03	-45	910.	51

Table E-498. Minimum and maximum of F_z^{rad} for one period at amplitude = 3.75 deg, frequency = 0.3831 rad/s, $F_n = 0.0$ in the case of prescribed pitch motion of Model 5613 scaled to $L = 154$ m.

Code	Unfiltered		Filtered	
	Minimum (kN)	Maximum (kN)	Minimum (kN)	Maximum (kN)
A1	-5.20E+03	5.32E+03	-5.18E+03	5.30E+03
A2	-5.20E+03	5.32E+03	-5.18E+03	5.30E+03
FD	-3.98E+03	3.98E+03	-3.98E+03	3.96E+03
L1	-2.66E+03	2.66E+03	-2.66E+03	2.65E+03
L3	-2.67E+03	2.65E+03	-2.66E+03	2.65E+03
L4	-2.25E+03	3.51E+03	-2.24E+03	2.73E+03
NF	—	—	—	—
NS	-3.72E+03	3.25E+03	-3.56E+03	2.36E+03

TASK 1/PITCH MOTION/MODEL 5613



Data identically zero, insufficient, or not available from NFA.

Figure E-250. Time history of F_z^{rad} for one period at amplitude = 5.00 deg, frequency = 0.3831 rad/s, $F_n = 0.0$ in the case of prescribed pitch motion of Model 5613 scaled to $L = 154$ m.

TASK 1/PITCH MOTION/MODEL 5613

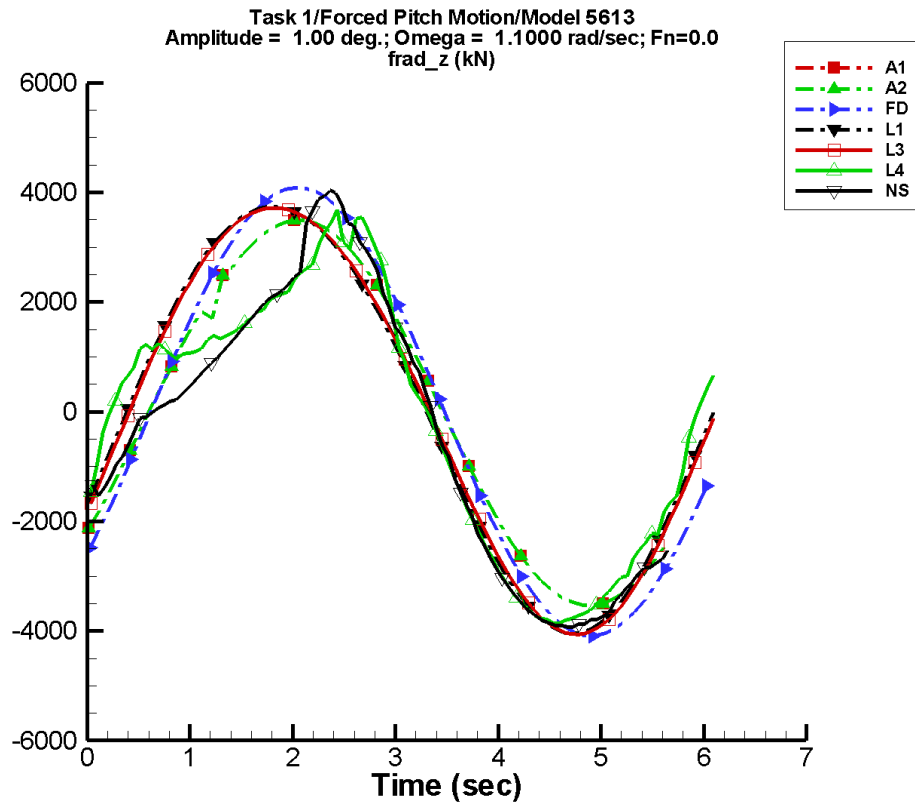
Table E-499. Coefficients of the Fourier fit $a_0 + a_1 \sin(\omega t + \Phi_1) + a_2 \sin(2\omega t + \Phi_2) + \dots$ of F_z^{rad} for one period at amplitude = 5.00 deg, frequency = 0.3831 rad/s, $F_n = 0.0$ in the case of prescribed pitch motion of Model 5613 scaled to $L = 154$ m.

Code	a_0 (kN)	a_1 (kN)	Φ_1 (deg)	a_2 (kN)	Φ_2 (deg)
A1	45.2	7.01E+03	-32	39.3	-80
A2	45.2	7.01E+03	-32	39.3	-80
FD	0.280	5.30E+03	-47	0.526	127
L1	272.	3.54E+03	-11	283.	77
L3	272.	3.54E+03	-12	288.	71
L4	-441.	1.80E+03	-21	1.25E+03	78
NF	—	—	—	—	—
NS	-989.	3.01E+03	-45	1.47E+03	55

Table E-500. Minimum and maximum of F_z^{rad} for one period at amplitude = 5.00 deg, frequency = 0.3831 rad/s, $F_n = 0.0$ in the case of prescribed pitch motion of Model 5613 scaled to $L = 154$ m.

Code	Unfiltered		Filtered	
	Minimum (kN)	Maximum (kN)	Minimum (kN)	Maximum (kN)
A1	-6.91E+03	7.11E+03	-6.89E+03	7.08E+03
A2	-6.91E+03	7.11E+03	-6.89E+03	7.08E+03
FD	-5.30E+03	5.30E+03	-5.30E+03	5.28E+03
L1	-3.55E+03	3.54E+03	-3.55E+03	3.54E+03
L3	-3.56E+03	3.53E+03	-3.55E+03	3.53E+03
L4	-3.11E+03	5.68E+03	-3.08E+03	4.27E+03
NF	—	—	—	—
NS	-4.82E+03	5.57E+03	-4.72E+03	3.39E+03

TASK 1/PITCH MOTION/MODEL 5613



Data identically zero, insufficient, or not available from NFA.

Figure E-251. Time history of F_z^{rad} for one period at amplitude = 1.00 deg, frequency = 1.1000 rad/s, $F_n = 0.0$ in the case of prescribed pitch motion of Model 5613 scaled to $L = 154$ m.

TASK 1/PITCH MOTION/MODEL 5613

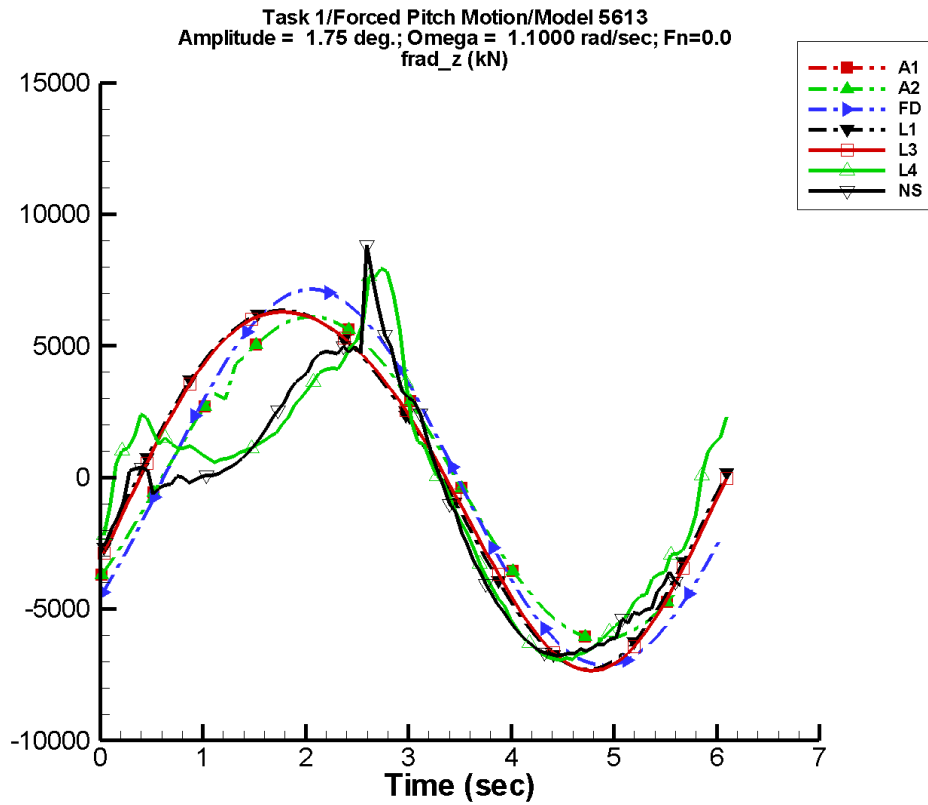
Table E-501. Coefficients of the Fourier fit $a_0 + a_1 \sin(\omega t + \Phi_1) + a_2 \sin(2\omega t + \Phi_2) + \dots$ of F_z^{rad} for one period at amplitude = 1.00 deg, frequency = 1.1000 rad/s, $F_n = 0.0$ in the case of prescribed pitch motion of Model 5613 scaled to $L = 154$ m.

Code	a_0 (kN)	a_1 (kN)	Φ_1 (deg)	a_2 (kN)	Φ_2 (deg)
A1	-22.4	3.50E+03	-39	48.8	88
A2	-22.4	3.50E+03	-39	48.8	88
FD	7.96E-03	4.09E+03	-39	3.61E-02	58
L1	-13.3	3.89E+03	-26	159.	11
L3	-13.3	3.89E+03	-28	181.	6
L4	-171.	3.25E+03	-31	996.	80
NF	—	—	—	—	—
NS	-424.	3.41E+03	-39	740.	101

Table E-502. Minimum and maximum of F_z^{rad} for one period at amplitude = 1.00 deg, frequency = 1.1000 rad/s, $F_n = 0.0$ in the case of prescribed pitch motion of Model 5613 scaled to $L = 154$ m.

Code	Unfiltered		Filtered	
	Minimum (kN)	Maximum (kN)	Minimum (kN)	Maximum (kN)
A1	-3.54E+03	3.49E+03	-3.43E+03	3.39E+03
A2	-3.54E+03	3.49E+03	-3.43E+03	3.39E+03
FD	-4.09E+03	4.09E+03	-3.96E+03	3.97E+03
L1	-4.05E+03	3.74E+03	-4.00E+03	3.70E+03
L3	-4.06E+03	3.72E+03	-4.01E+03	3.68E+03
L4	-3.86E+03	3.68E+03	-3.79E+03	3.35E+03
NF	—	—	—	—
NS	-3.93E+03	4.05E+03	-3.90E+03	3.75E+03

TASK 1/PITCH MOTION/MODEL 5613



Data identically zero, insufficient, or not available from NFA.

Figure E-252. Time history of F_z^{rad} for one period at amplitude = 1.75 deg, frequency = 1.1000 rad/s, $F_n = 0.0$ in the case of prescribed pitch motion of Model 5613 scaled to $L = 154$ m.

TASK 1/PITCH MOTION/MODEL 5613

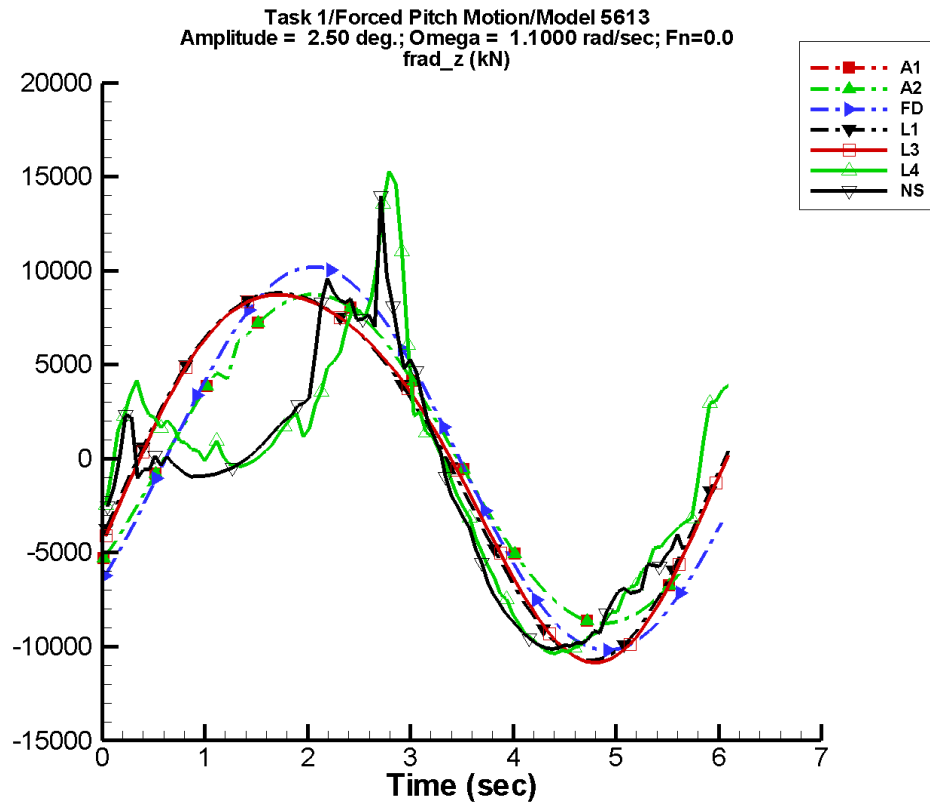
Table E-503. Coefficients of the Fourier fit $a_0 + a_1 \sin(\omega t + \Phi_1) + a_2 \sin(2\omega t + \Phi_2) + \dots$ of F_z^{rad} for one period at amplitude = 1.75 deg, frequency = 1.1000 rad/s, $F_n = 0.0$ in the case of prescribed pitch motion of Model 5613 scaled to $L = 154$ m.

Code	a_0 (kN)	a_1 (kN)	Φ_1 (deg)	a_2 (kN)	Φ_2 (deg)
A1	-33.9	6.10E+03	-39	80.0	93
A2	-33.9	6.10E+03	-39	80.0	93
FD	4.35E-02	7.15E+03	-39	0.191	59
L1	-40.8	6.81E+03	-26	487.	11
L3	-40.8	6.80E+03	-28	553.	6
L4	-454.	5.16E+03	-33	2.73E+03	82
NF	—	—	—	—	—
NS	-920.	5.36E+03	-38	1.95E+03	98

Table E-504. Minimum and maximum of F_z^{rad} for one period at amplitude = 1.75 deg, frequency = 1.1000 rad/s, $F_n = 0.0$ in the case of prescribed pitch motion of Model 5613 scaled to $L = 154$ m.

Code	Unfiltered		Filtered	
	Minimum (kN)	Maximum (kN)	Minimum (kN)	Maximum (kN)
A1	-6.15E+03	6.10E+03	-5.96E+03	5.91E+03
A2	-6.15E+03	6.10E+03	-5.96E+03	5.91E+03
FD	-7.15E+03	7.15E+03	-6.93E+03	6.95E+03
L1	-7.29E+03	6.35E+03	-7.19E+03	6.29E+03
L3	-7.35E+03	6.30E+03	-7.25E+03	6.24E+03
L4	-6.94E+03	8.62E+03	-6.81E+03	6.88E+03
NF	—	—	—	—
NS	-6.78E+03	8.87E+03	-6.71E+03	6.01E+03

TASK 1/PITCH MOTION/MODEL 5613



Data identically zero, insufficient, or not available from NFA.

Figure E-253. Time history of F_z^{rad} for one period at amplitude = 2.50 deg, frequency = 1.1000 rad/s, $F_n = 0.0$ in the case of prescribed pitch motion of Model 5613 scaled to $L = 154$ m.

TASK 1/PITCH MOTION/MODEL 5613

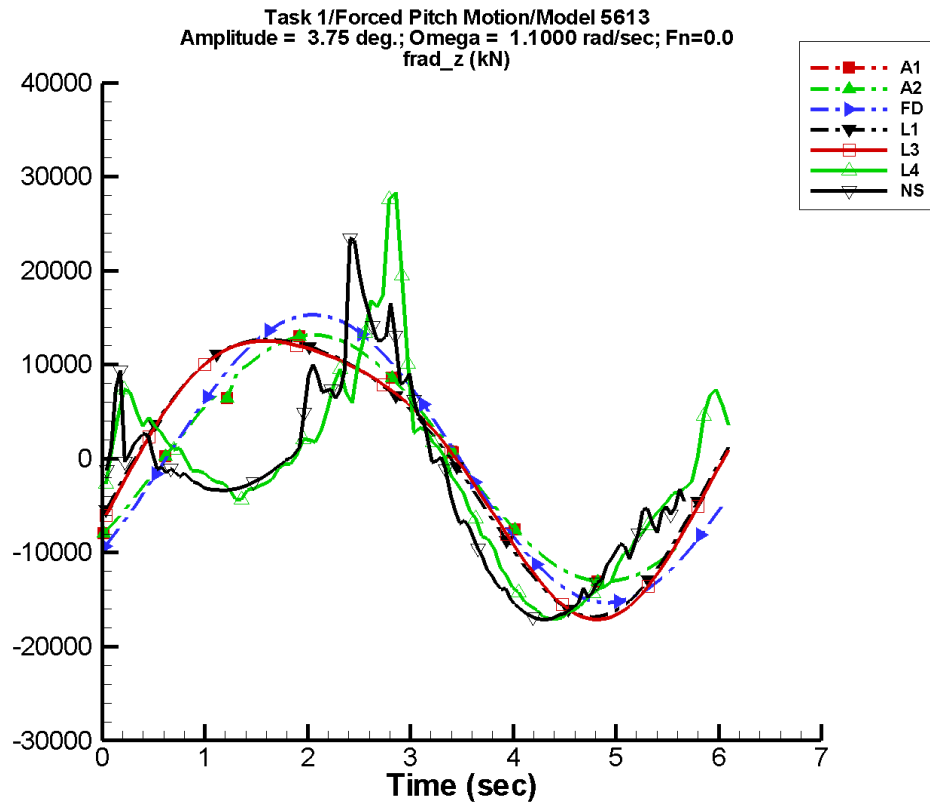
Table E-505. Coefficients of the Fourier fit $a_0 + a_1 \sin(\omega t + \Phi_1) + a_2 \sin(2\omega t + \Phi_2) + \dots$ of F_z^{rad} for one period at amplitude = 2.50 deg, frequency = 1.1000 rad/s, $F_n = 0.0$ in the case of prescribed pitch motion of Model 5613 scaled to $L = 154$ m.

Code	a_0 (kN)	a_1 (kN)	Φ_1 (deg)	a_2 (kN)	Φ_2 (deg)
A1	-40.9	8.72E+03	-39	108.	99
A2	-40.9	8.72E+03	-39	108.	99
FD	0.126	1.02E+04	-39	0.556	59
L1	-83.3	9.72E+03	-26	994.	11
L3	-83.3	9.72E+03	-28	1.13E+03	6
L4	-840.	6.88E+03	-35	5.01E+03	81
NF	—	—	—	—	—
NS	-1.45E+03	7.19E+03	-37	3.77E+03	100

Table E-506. Minimum and maximum of F_z^{rad} for one period at amplitude = 2.50 deg, frequency = 1.1000 rad/s, $F_n = 0.0$ in the case of prescribed pitch motion of Model 5613 scaled to $L = 154$ m.

Code	Unfiltered		Filtered	
	Minimum (kN)	Maximum (kN)	Minimum (kN)	Maximum (kN)
A1	-8.77E+03	8.74E+03	-8.50E+03	8.47E+03
A2	-8.77E+03	8.74E+03	-8.50E+03	8.47E+03
FD	-1.02E+04	1.02E+04	-9.90E+03	9.92E+03
L1	-1.07E+04	8.82E+03	-1.06E+04	8.75E+03
L3	-1.08E+04	8.72E+03	-1.07E+04	8.65E+03
L4	-1.04E+04	1.53E+04	-1.01E+04	1.23E+04
NF	—	—	—	—
NS	-1.02E+04	1.40E+04	-1.01E+04	8.67E+03

TASK 1/PITCH MOTION/MODEL 5613



Data identically zero, insufficient, or not available from NFA.

Figure E-254. Time history of F_z^{rad} for one period at amplitude = 3.75 deg, frequency = 1.1000 rad/s, $F_n = 0.0$ in the case of prescribed pitch motion of Model 5613 scaled to $L = 154$ m.

TASK 1/PITCH MOTION/MODEL 5613

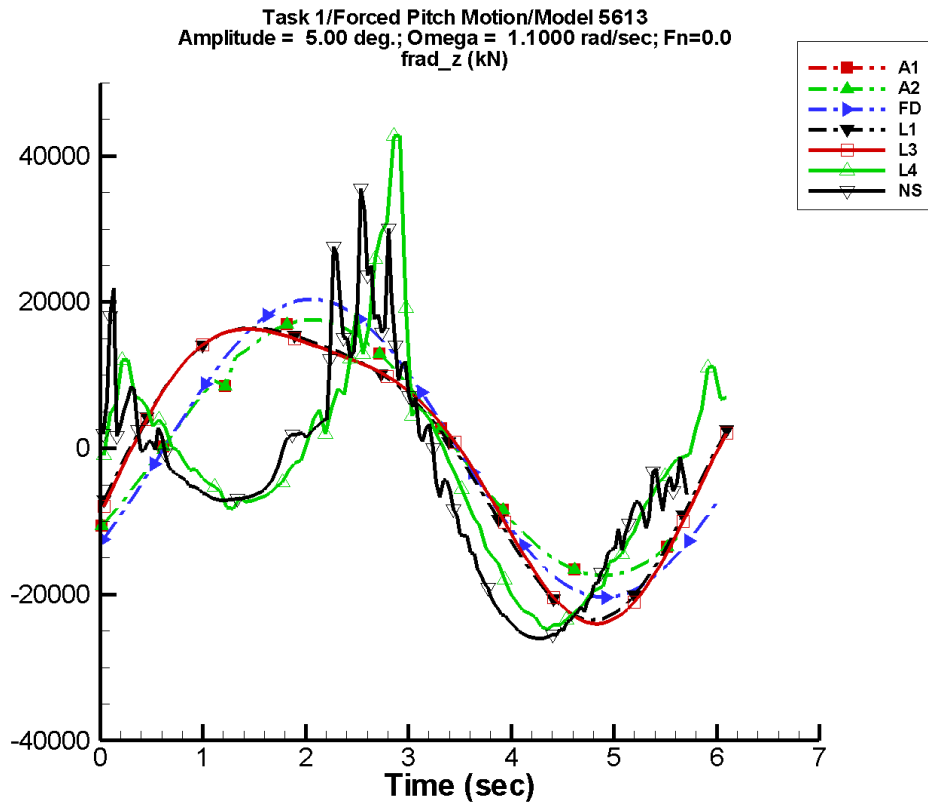
Table E-507. Coefficients of the Fourier fit $a_0 + a_1 \sin(\omega t + \Phi_1) + a_2 \sin(2\omega t + \Phi_2) + \dots$ of F_z^{rad} for one period at amplitude = 3.75 deg, frequency = 1.1000 rad/s, $F_n = 0.0$ in the case of prescribed pitch motion of Model 5613 scaled to $L = 154$ m.

Code	a_0 (kN)	a_1 (kN)	Φ_1 (deg)	a_2 (kN)	Φ_2 (deg)
A1	-42.7	1.31E+04	-39	150.	109
A2	-42.7	1.31E+04	-39	150.	109
FD	0.427	1.53E+04	-39	1.87	59
L1	-188.	1.46E+04	-26	2.24E+03	11
L3	-188.	1.46E+04	-28	2.54E+03	6
L4	-1.69E+03	9.40E+03	-38	9.64E+03	82
NF	—	—	—	—	—
NS	-2.60E+03	9.90E+03	-33	7.96E+03	102

Table E-508. Minimum and maximum of F_z^{rad} for one period at amplitude = 3.75 deg, frequency = 1.1000 rad/s, $F_n = 0.0$ in the case of prescribed pitch motion of Model 5613 scaled to $L = 154$ m.

Code	Unfiltered		Filtered	
	Minimum (kN)	Maximum (kN)	Minimum (kN)	Maximum (kN)
A1	-1.31E+04	1.31E+04	-1.27E+04	1.27E+04
A2	-1.31E+04	1.31E+04	-1.27E+04	1.27E+04
FD	-1.53E+04	1.53E+04	-1.48E+04	1.49E+04
L1	-1.69E+04	1.27E+04	-1.66E+04	1.26E+04
L3	-1.71E+04	1.25E+04	-1.69E+04	1.24E+04
L4	-1.71E+04	2.88E+04	-1.65E+04	2.39E+04
NF	—	—	—	—
NS	-1.73E+04	2.35E+04	-1.71E+04	1.67E+04

TASK 1/PITCH MOTION/MODEL 5613



Data identically zero, insufficient, or not available from NFA.

Figure E-255. Time history of F_z^{rad} for one period at amplitude = 5.00 deg, frequency = 1.1000 rad/s, $F_n = 0.0$ in the case of prescribed pitch motion of Model 5613 scaled to $L = 154$ m.

TASK 1/PITCH MOTION/MODEL 5613

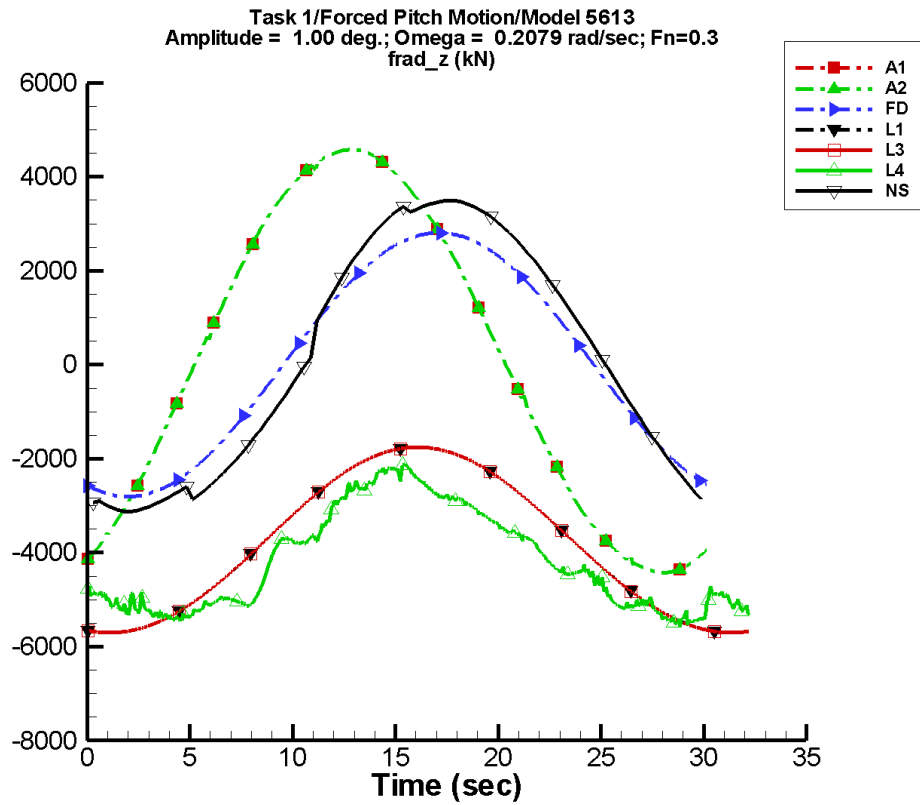
Table E-509. Coefficients of the Fourier fit $a_0 + a_1 \sin(\omega t + \Phi_1) + a_2 \sin(2\omega t + \Phi_2) + \dots$ of F_z^{rad} for one period at amplitude = 5.00 deg, frequency = 1.1000 rad/s, $F_n = 0.0$ in the case of prescribed pitch motion of Model 5613 scaled to $L = 154$ m.

Code	a_0 (kN)	a_1 (kN)	Φ_1 (deg)	a_2 (kN)	Φ_2 (deg)
A1	-31.7	1.74E+04	-39	192.	121
A2	-31.7	1.74E+04	-39	192.	121
FD	1.01	2.04E+04	-39	4.44	59
L1	-333.	1.94E+04	-26	3.97E+03	11
L3	-333.	1.94E+04	-28	4.52E+03	6
L4	-2.62E+03	1.19E+04	-40	1.52E+04	82
NF	—	—	—	—	—
NS	-4.48E+03	1.26E+04	-27	1.31E+04	101

Table E-510. Minimum and maximum of F_z^{rad} for one period at amplitude = 5.00 deg, frequency = 1.1000 rad/s, $F_n = 0.0$ in the case of prescribed pitch motion of Model 5613 scaled to $L = 154$ m.

Code	Unfiltered		Filtered	
	Minimum (kN)	Maximum (kN)	Minimum (kN)	Maximum (kN)
A1	-1.74E+04	1.76E+04	-1.69E+04	1.70E+04
A2	-1.74E+04	1.76E+04	-1.69E+04	1.70E+04
FD	-2.04E+04	2.04E+04	-1.98E+04	1.98E+04
L1	-2.35E+04	1.64E+04	-2.31E+04	1.63E+04
L3	-2.40E+04	1.63E+04	-2.36E+04	1.62E+04
L4	-2.48E+04	4.46E+04	-2.36E+04	3.95E+04
NF	—	—	—	—
NS	-2.63E+04	3.55E+04	-2.61E+04	2.29E+04

TASK 1/PITCH MOTION/MODEL 5613



Data identically zero, insufficient, or not available from NFA.

Figure E-256. Time history of F_z^{rad} for one period at amplitude = 1.00 deg, frequency = 0.2079 rad/s, $F_n = 0.3$ in the case of prescribed pitch motion of Model 5613 scaled to $L = 154$ m.

TASK 1/PITCH MOTION/MODEL 5613

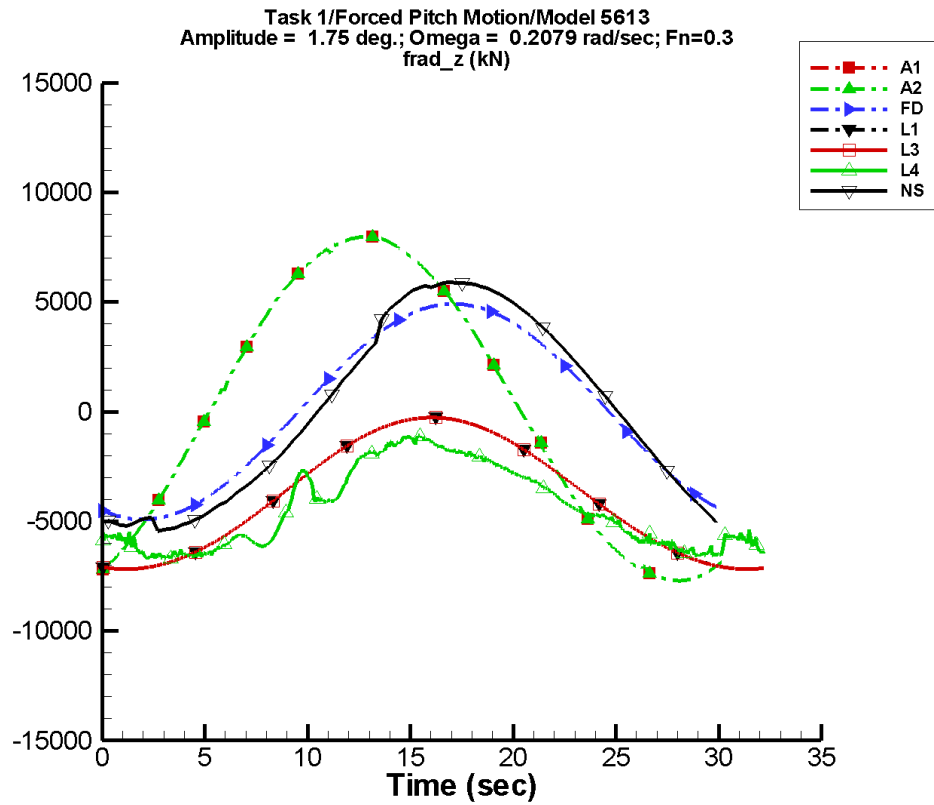
Table E-511. Coefficients of the Fourier fit $a_0 + a_1 \sin(\omega t + \Phi_1) + a_2 \sin(2\omega t + \Phi_2) + \dots$ of F_z^{rad} for one period at amplitude = 1.00 deg, frequency = 0.2079 rad/s, Fn = 0.3 in the case of prescribed pitch motion of Model 5613 scaled to L = 154 m.

Code	a_0 (kN)	a_1 (kN)	Φ_1 (deg)	a_2 (kN)	Φ_2 (deg)
A1	32.6	4.51E+03	-63	51.6	-176
A2	32.6	4.51E+03	-63	51.6	-176
FD	-7.34E-03	2.81E+03	-114	1.54E-02	21
L1	-3.75E+03	1.97E+03	-102	28.0	94
L3	-3.75E+03	1.97E+03	-102	28.1	94
L4	-4.15E+03	1.42E+03	-100	409.	88
NF	—	—	—	—	—
NS	95.0	3.42E+03	-121	183.	66

Table E-512. Minimum and maximum of F_z^{rad} for one period at amplitude = 1.00 deg, frequency = 0.2079 rad/s, Fn = 0.3 in the case of prescribed pitch motion of Model 5613 scaled to L = 154 m.

Code	Unfiltered		Filtered	
	Minimum (kN)	Maximum (kN)	Minimum (kN)	Maximum (kN)
A1	-4.42E+03	4.58E+03	-4.42E+03	4.58E+03
A2	-4.42E+03	4.58E+03	-4.42E+03	4.58E+03
FD	-2.81E+03	2.81E+03	-2.80E+03	2.80E+03
L1	-5.70E+03	-1.75E+03	-5.70E+03	-1.76E+03
L3	-5.70E+03	-1.75E+03	-5.70E+03	-1.76E+03
L4	-5.56E+03	-2.11E+03	-5.47E+03	-2.19E+03
NF	—	—	—	—
NS	-3.15E+03	3.58E+03	-3.09E+03	3.54E+03

TASK 1/PITCH MOTION/MODEL 5613



Data identically zero, insufficient, or not available from NFA.

Figure E-257. Time history of F_z^{rad} for one period at amplitude = 1.75 deg, frequency = 0.2079 rad/s, $F_n = 0.3$ in the case of prescribed pitch motion of Model 5613 scaled to $L = 154$ m.

TASK 1/PITCH MOTION/MODEL 5613

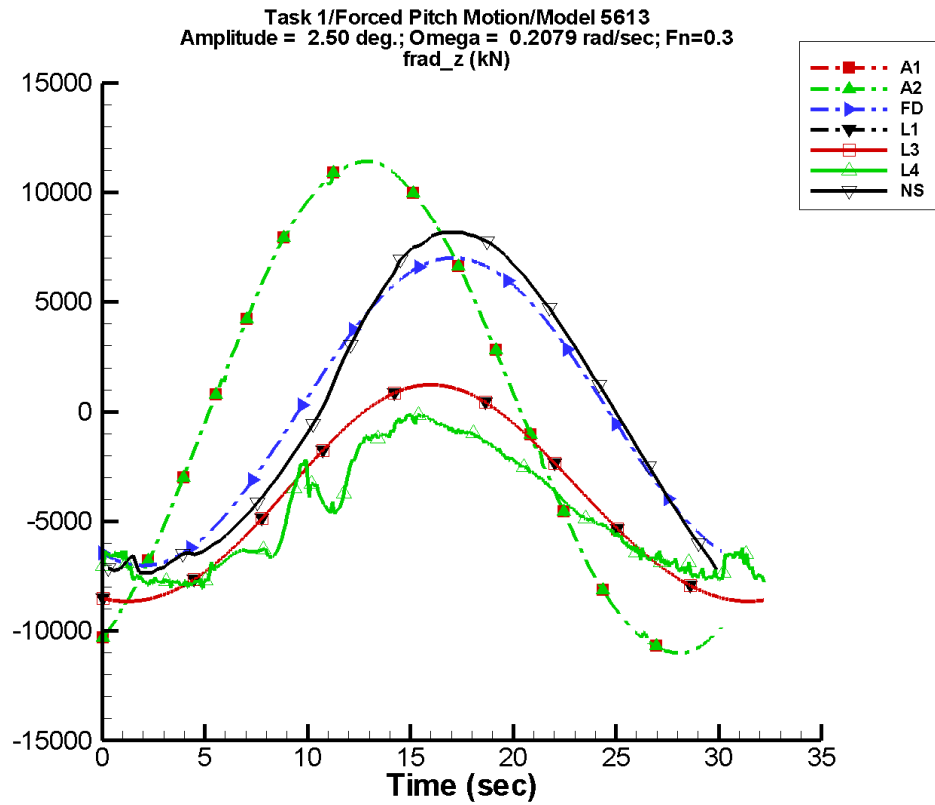
Table E-513. Coefficients of the Fourier fit $a_0 + a_1 \sin(\omega t + \Phi_1) + a_2 \sin(2\omega t + \Phi_2) + \dots$ of F_z^{rad} for one period at amplitude = 1.75 deg, frequency = 0.2079 rad/s, Fn = 0.3 in the case of prescribed pitch motion of Model 5613 scaled to L = 154 m.

Code	a_0 (kN)	a_1 (kN)	Φ_1 (deg)	a_2 (kN)	Φ_2 (deg)
A1	61.7	7.85E+03	-63	91.7	-173
A2	61.7	7.85E+03	-63	91.7	-173
FD	-3.85E-02	4.91E+03	-114	8.23E-02	22
L1	-3.80E+03	3.45E+03	-102	85.9	94
L3	-3.80E+03	3.45E+03	-102	85.9	94
L4	-4.36E+03	2.47E+03	-105	560.	86
NF	—	—	—	—	—
NS	43.6	5.71E+03	-121	311.	40

Table E-514. Minimum and maximum of F_z^{rad} for one period at amplitude = 1.75 deg, frequency = 0.2079 rad/s, Fn = 0.3 in the case of prescribed pitch motion of Model 5613 scaled to L = 154 m.

Code	Unfiltered		Filtered	
	Minimum (kN)	Maximum (kN)	Minimum (kN)	Maximum (kN)
A1	-7.71E+03	7.99E+03	-7.70E+03	7.98E+03
A2	-7.71E+03	7.99E+03	-7.70E+03	7.98E+03
FD	-4.91E+03	4.91E+03	-4.91E+03	4.91E+03
L1	-7.18E+03	-266.	-7.18E+03	-268.
L3	-7.18E+03	-266.	-7.18E+03	-268.
L4	-6.72E+03	-1.07E+03	-6.62E+03	-1.18E+03
NF	—	—	—	—
NS	-5.57E+03	6.06E+03	-5.29E+03	5.98E+03

TASK 1/PITCH MOTION/MODEL 5613



Data identically zero, insufficient, or not available from NFA.

Figure E-258. Time history of F_z^{rad} for one period at amplitude = 2.50 deg, frequency = 0.2079 rad/s, $F_n = 0.3$ in the case of prescribed pitch motion of Model 5613 scaled to $L = 154$ m.

TASK 1/PITCH MOTION/MODEL 5613

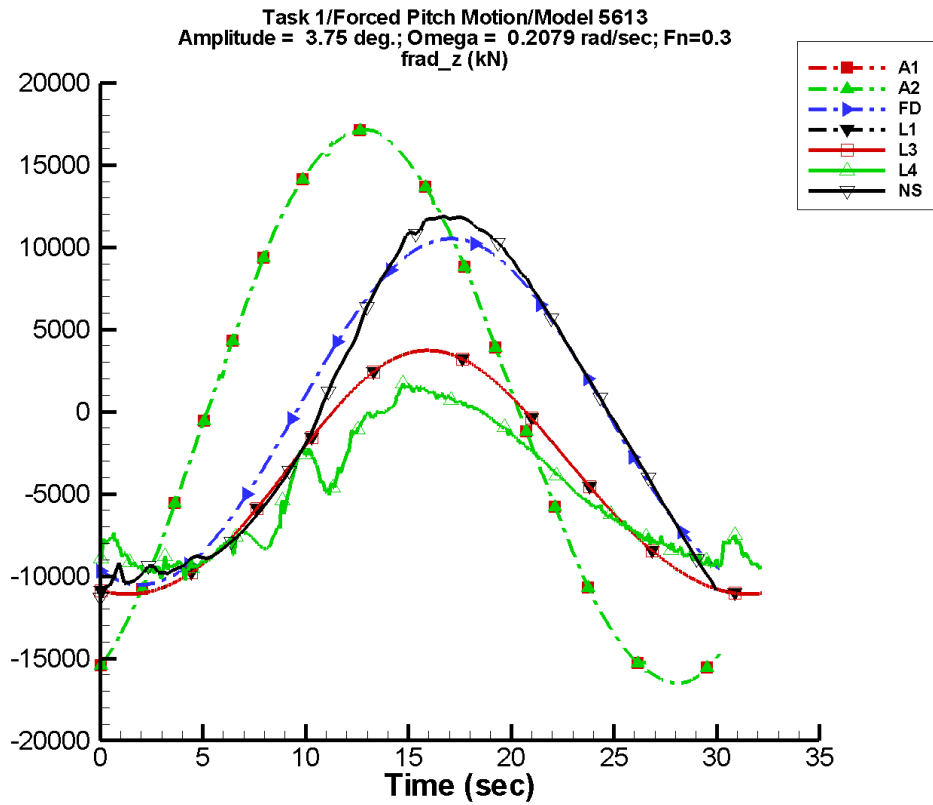
Table E-515. Coefficients of the Fourier fit $a_0 + a_1 \sin(\omega t + \Phi_1) + a_2 \sin(2\omega t + \Phi_2) + \dots$ of F_z^{rad} for one period at amplitude = 2.50 deg, frequency = 0.2079 rad/s, $F_n = 0.3$ in the case of prescribed pitch motion of Model 5613 scaled to $L = 154$ m.

Code	a_0 (kN)	a_1 (kN)	Φ_1 (deg)	a_2 (kN)	Φ_2 (deg)
A1	95.4	1.12E+04	-63	134.	-170
A2	95.4	1.12E+04	-63	134.	-170
FD	-0.112	7.02E+03	-114	0.238	22
L1	-3.86E+03	4.93E+03	-102	175.	94
L3	-3.86E+03	4.93E+03	-102	175.	94
L4	-4.57E+03	3.50E+03	-106	667.	83
NF	—	—	—	—	—
NS	48.0	7.85E+03	-120	497.	42

Table E-516. Minimum and maximum of F_z^{rad} for one period at amplitude = 2.50 deg, frequency = 0.2079 rad/s, $F_n = 0.3$ in the case of prescribed pitch motion of Model 5613 scaled to $L = 154$ m.

Code	Unfiltered		Filtered	
	Minimum (kN)	Maximum (kN)	Minimum (kN)	Maximum (kN)
A1	-1.10E+04	1.14E+04	-1.10E+04	1.14E+04
A2	-1.10E+04	1.14E+04	-1.10E+04	1.14E+04
FD	-7.02E+03	7.02E+03	-7.01E+03	7.01E+03
L1	-8.65E+03	1.23E+03	-8.65E+03	1.22E+03
L3	-8.65E+03	1.23E+03	-8.65E+03	1.22E+03
L4	-8.07E+03	-130.	-7.88E+03	-203.
NF	—	—	—	—
NS	-7.58E+03	8.42E+03	-7.31E+03	8.32E+03

TASK 1/PITCH MOTION/MODEL 5613



Data identically zero, insufficient, or not available from NFA.

Figure E-259. Time history of F_z^{rad} for one period at amplitude = 3.75 deg, frequency = 0.2079 rad/s, $F_n = 0.3$ in the case of prescribed pitch motion of Model 5613 scaled to $L = 154$ m.

TASK 1/PITCH MOTION/MODEL 5613

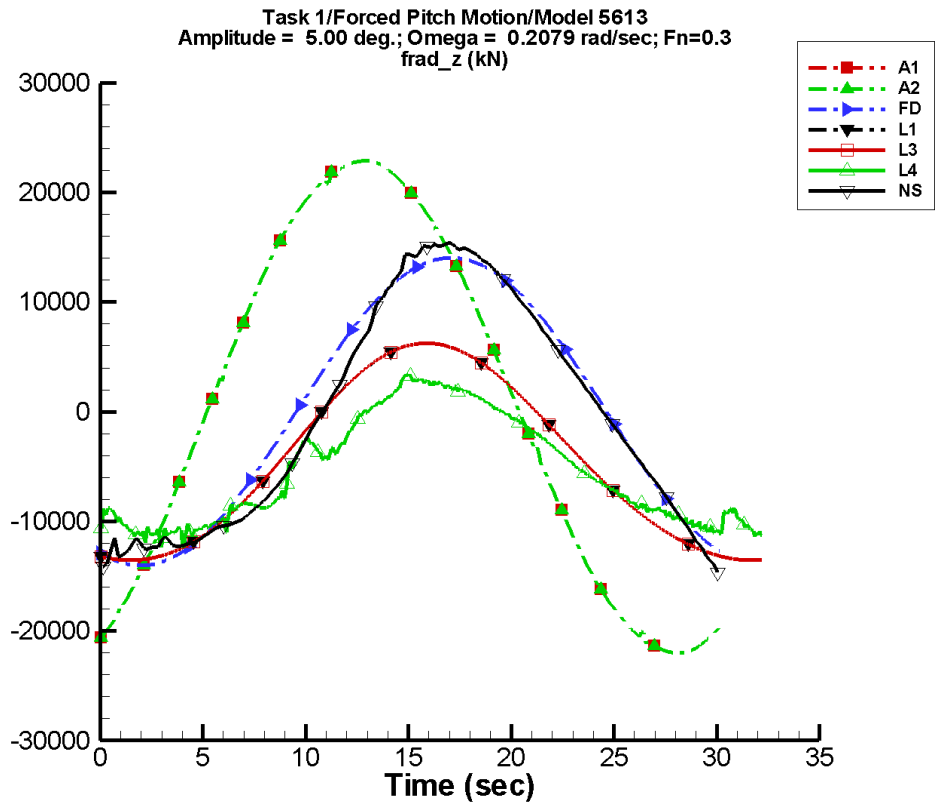
Table E-517. Coefficients of the Fourier fit $a_0 + a_1 \sin(\omega t + \Phi_1) + a_2 \sin(2\omega t + \Phi_2) + \dots$ of F_z^{rad} for one period at amplitude = 3.75 deg, frequency = 0.2079 rad/s, Fn = 0.3 in the case of prescribed pitch motion of Model 5613 scaled to L = 154 m.

Code	a_0 (kN)	a_1 (kN)	Φ_1 (deg)	a_2 (kN)	Φ_2 (deg)
A1	161.	1.68E+04	-63	209.	-165
A2	161.	1.68E+04	-63	209.	-165
FD	-0.379	1.05E+04	-114	0.804	22
L1	-4.03E+03	7.40E+03	-102	394.	94
L3	-4.03E+03	7.40E+03	-102	394.	94
L4	-4.92E+03	5.11E+03	-107	981.	80
NF	—	—	—	—	—
NS	-152.	1.12E+04	-119	1.07E+03	44

Table E-518. Minimum and maximum of F_z^{rad} for one period at amplitude = 3.75 deg, frequency = 0.2079 rad/s, Fn = 0.3 in the case of prescribed pitch motion of Model 5613 scaled to L = 154 m.

Code	Unfiltered		Filtered	
	Minimum (kN)	Maximum (kN)	Minimum (kN)	Maximum (kN)
A1	-1.65E+04	1.71E+04	-1.65E+04	1.71E+04
A2	-1.65E+04	1.71E+04	-1.65E+04	1.71E+04
FD	-1.05E+04	1.05E+04	-1.05E+04	1.05E+04
L1	-1.11E+04	3.73E+03	-1.11E+04	3.72E+03
L3	-1.11E+04	3.73E+03	-1.11E+04	3.72E+03
L4	-1.04E+04	1.72E+03	-9.68E+03	1.53E+03
NF	—	—	—	—
NS	-1.14E+04	1.22E+04	-1.09E+04	1.21E+04

TASK 1/PITCH MOTION/MODEL 5613



Data identically zero, insufficient, or not available from NFA.

Figure E-260. Time history of F_z^{rad} for one period at amplitude = 5.00 deg, frequency = 0.2079 rad/s, $F_n = 0.3$ in the case of prescribed pitch motion of Model 5613 scaled to $L = 154$ m.

TASK 1/PITCH MOTION/MODEL 5613

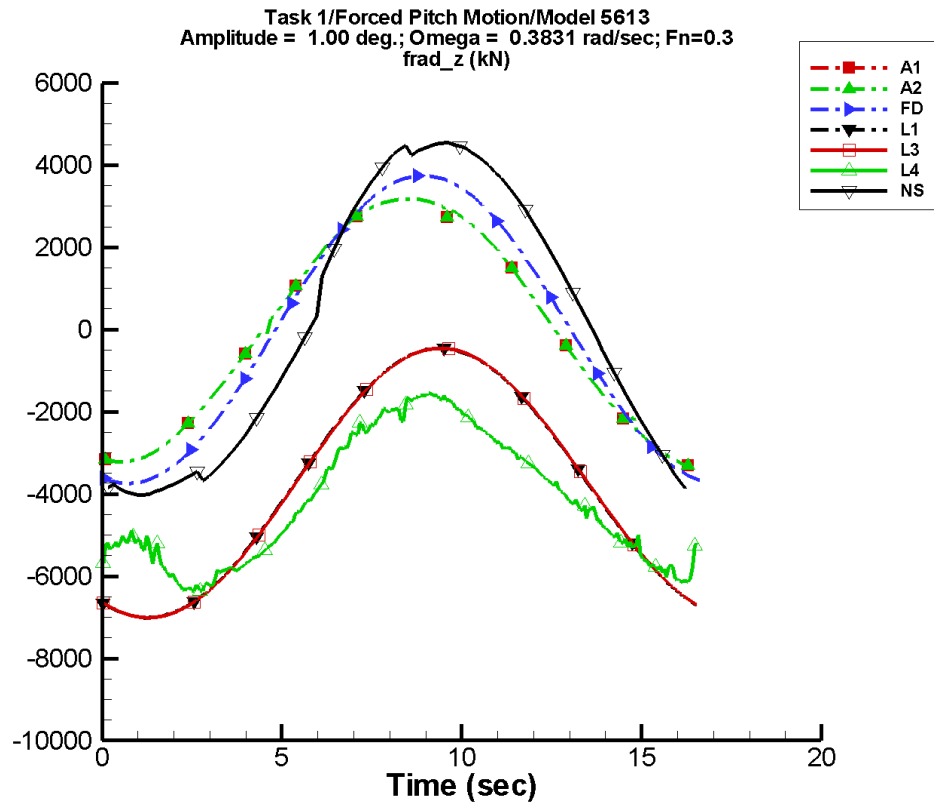
Table E-519. Coefficients of the Fourier fit $a_0 + a_1 \sin(\omega t + \Phi_1) + a_2 \sin(2\omega t + \Phi_2) + \dots$ of F_z^{rad} for one period at amplitude = 5.00 deg, frequency = 0.2079 rad/s, Fn = 0.3 in the case of prescribed pitch motion of Model 5613 scaled to L = 154 m.

Code	a_0 (kN)	a_1 (kN)	Φ_1 (deg)	a_2 (kN)	Φ_2 (deg)
A1	239.	2.24E+04	-63	291.	-161
A2	239.	2.24E+04	-63	291.	-161
FD	-0.896	1.40E+04	-114	1.90	22
L1	-4.26E+03	9.87E+03	-102	701.	94
L3	-4.26E+03	9.87E+03	-102	701.	94
L4	-5.23E+03	6.62E+03	-108	1.19E+03	75
NF	—	—	—	—	—
NS	-529.	1.41E+04	-119	1.75E+03	46

Table E-520. Minimum and maximum of F_z^{rad} for one period at amplitude = 5.00 deg, frequency = 0.2079 rad/s, Fn = 0.3 in the case of prescribed pitch motion of Model 5613 scaled to L = 154 m.

Code	Unfiltered		Filtered	
	Minimum (kN)	Maximum (kN)	Minimum (kN)	Maximum (kN)
A1	-2.20E+04	2.29E+04	-2.20E+04	2.29E+04
A2	-2.20E+04	2.29E+04	-2.20E+04	2.29E+04
FD	-1.40E+04	1.40E+04	-1.40E+04	1.40E+04
L1	-1.35E+04	6.24E+03	-1.35E+04	6.24E+03
L3	-1.35E+04	6.24E+03	-1.35E+04	6.24E+03
L4	-1.24E+04	3.45E+03	-1.14E+04	3.22E+03
NF	—	—	—	—
NS	-1.53E+04	1.58E+04	-1.44E+04	1.55E+04

TASK 1/PITCH MOTION/MODEL 5613



Data identically zero, insufficient, or not available from NFA.

Figure E-261. Time history of F_z^{rad} for one period at amplitude = 1.00 deg, frequency = 0.3831 rad/s, $F_n = 0.3$ in the case of prescribed pitch motion of Model 5613 scaled to $L = 154$ m.

TASK 1/PITCH MOTION/MODEL 5613

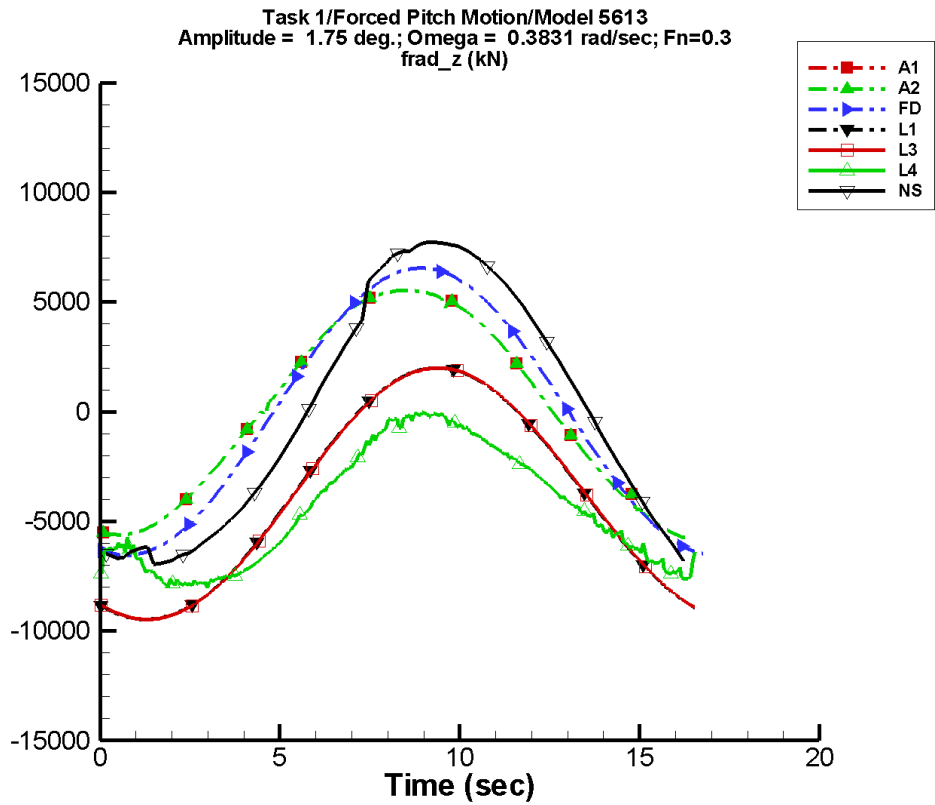
Table E-521. Coefficients of the Fourier fit $a_0 + a_1 \sin(\omega t + \Phi_1) + a_2 \sin(2\omega t + \Phi_2) + \dots$ of F_z^{rad} for one period at amplitude = 1.00 deg, frequency = 0.3831 rad/s, Fn = 0.3 in the case of prescribed pitch motion of Model 5613 scaled to L = 154 m.

Code	a_0 (kN)	a_1 (kN)	Φ_1 (deg)	a_2 (kN)	Φ_2 (deg)
A1	-43.7	3.25E+03	-98	13.4	-9
A2	-43.7	3.25E+03	-98	13.4	-9
FD	2.04E-03	3.74E+03	-106	4.75E-03	95
L1	-3.75E+03	3.27E+03	-117	29.3	85
L3	-3.75E+03	3.27E+03	-118	28.9	82
L4	-4.15E+03	2.03E+03	-117	556.	73
NF	—	—	—	—	—
NS	45.9	4.44E+03	-120	255.	57

Table E-522. Minimum and maximum of F_z^{rad} for one period at amplitude = 1.00 deg, frequency = 0.3831 rad/s, Fn = 0.3 in the case of prescribed pitch motion of Model 5613 scaled to L = 154 m.

Code	Unfiltered		Filtered	
	Minimum (kN)	Maximum (kN)	Minimum (kN)	Maximum (kN)
A1	-3.37E+03	3.18E+03	-3.36E+03	3.17E+03
A2	-3.37E+03	3.18E+03	-3.36E+03	3.17E+03
FD	-3.74E+03	3.74E+03	-3.73E+03	3.73E+03
L1	-7.01E+03	-459.	-7.01E+03	-464.
L3	-7.01E+03	-460.	-7.01E+03	-464.
L4	-6.36E+03	-1.52E+03	-6.31E+03	-1.59E+03
NF	—	—	—	—
NS	-4.11E+03	4.54E+03	-4.04E+03	4.47E+03

TASK 1/PITCH MOTION/MODEL 5613



Data identically zero, insufficient, or not available from NFA.

Figure E-262. Time history of F_z^{rad} for one period at amplitude = 1.75 deg, frequency = 0.3831 rad/s, $F_n = 0.3$ in the case of prescribed pitch motion of Model 5613 scaled to $L = 154$ m.

TASK 1/PITCH MOTION/MODEL 5613

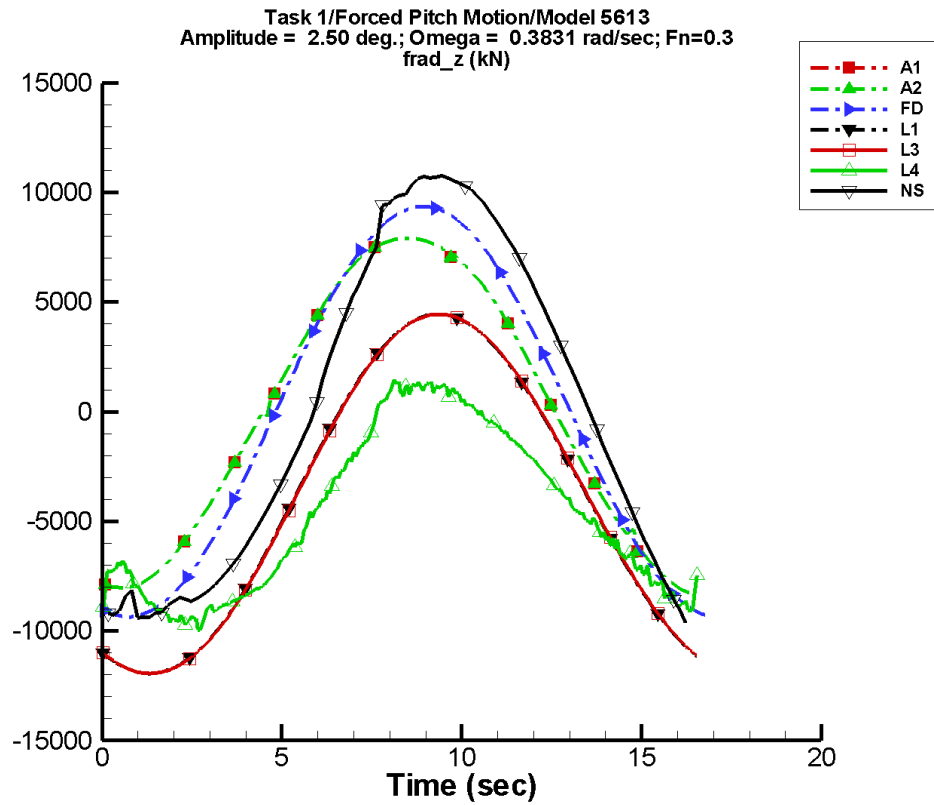
Table E-523. Coefficients of the Fourier fit $a_0 + a_1 \sin(\omega t + \Phi_1) + a_2 \sin(2\omega t + \Phi_2) + \dots$ of F_z^{rad} for one period at amplitude = 1.75 deg, frequency = 0.3831 rad/s, $F_n = 0.3$ in the case of prescribed pitch motion of Model 5613 scaled to $L = 154$ m.

Code	a_0 (kN)	a_1 (kN)	Φ_1 (deg)	a_2 (kN)	Φ_2 (deg)
A1	-73.4	5.66E+03	-98	20.7	-18
A2	-73.4	5.66E+03	-98	20.7	-18
FD	1.08E-02	6.55E+03	-106	2.42E-02	96
L1	-3.80E+03	5.73E+03	-117	89.8	85
L3	-3.80E+03	5.73E+03	-118	88.5	82
L4	-4.41E+03	3.57E+03	-122	845.	70
NF	—	—	—	—	—
NS	-87.4	7.43E+03	-121	531.	33

Table E-524. Minimum and maximum of F_z^{rad} for one period at amplitude = 1.75 deg, frequency = 0.3831 rad/s, $F_n = 0.3$ in the case of prescribed pitch motion of Model 5613 scaled to $L = 154$ m.

Code	Unfiltered		Filtered	
	Minimum (kN)	Maximum (kN)	Minimum (kN)	Maximum (kN)
A1	-5.87E+03	5.54E+03	-5.85E+03	5.52E+03
A2	-5.87E+03	5.54E+03	-5.85E+03	5.52E+03
FD	-6.55E+03	6.55E+03	-6.53E+03	6.53E+03
L1	-9.47E+03	1.99E+03	-9.47E+03	1.98E+03
L3	-9.47E+03	1.99E+03	-9.46E+03	1.98E+03
L4	-8.03E+03	-27.4	-7.87E+03	-115.
NF	—	—	—	—
NS	-7.12E+03	7.74E+03	-6.79E+03	7.63E+03

TASK 1/PITCH MOTION/MODEL 5613



Data identically zero, insufficient, or not available from NFA.

Figure E-263. Time history of F_z^{rad} for one period at amplitude = 2.50 deg, frequency = 0.3831 rad/s, $F_n = 0.3$ in the case of prescribed pitch motion of Model 5613 scaled to $L = 154$ m.

TASK 1/PITCH MOTION/MODEL 5613

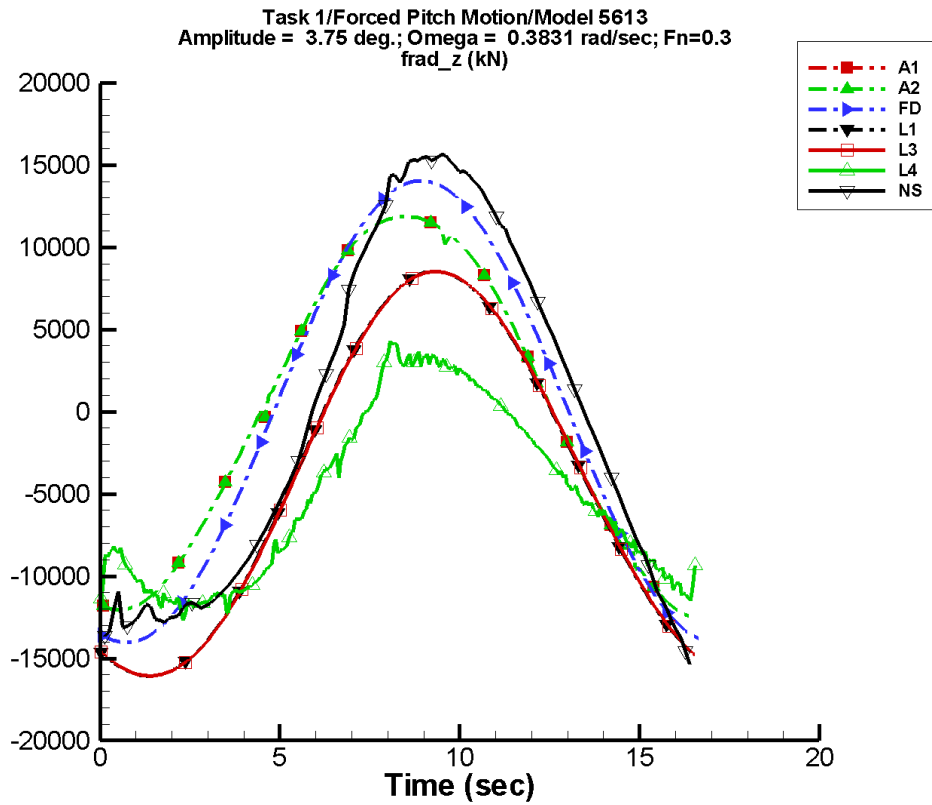
Table E-525. Coefficients of the Fourier fit $a_0 + a_1 \sin(\omega t + \Phi_1) + a_2 \sin(2\omega t + \Phi_2) + \dots$ of F_z^{rad} for one period at amplitude = 2.50 deg, frequency = 0.3831 rad/s, Fn = 0.3 in the case of prescribed pitch motion of Model 5613 scaled to L = 154 m.

Code	a_0 (kN)	a_1 (kN)	Φ_1 (deg)	a_2 (kN)	Φ_2 (deg)
A1	-101.	8.09E+03	-98	26.9	-30
A2	-101.	8.09E+03	-98	26.9	-30
FD	3.03E-02	9.36E+03	-106	7.03E-02	93
L1	-3.87E+03	8.19E+03	-117	183.	85
L3	-3.87E+03	8.19E+03	-118	181.	82
L4	-4.66E+03	4.97E+03	-122	1.12E+03	68
NF	—	—	—	—	—
NS	-171.	1.03E+04	-121	876.	33

Table E-526. Minimum and maximum of F_z^{rad} for one period at amplitude = 2.50 deg, frequency = 0.3831 rad/s, Fn = 0.3 in the case of prescribed pitch motion of Model 5613 scaled to L = 154 m.

Code	Unfiltered		Filtered	
	Minimum (kN)	Maximum (kN)	Minimum (kN)	Maximum (kN)
A1	-8.40E+03	7.91E+03	-8.36E+03	7.89E+03
A2	-8.40E+03	7.91E+03	-8.36E+03	7.89E+03
FD	-9.36E+03	9.36E+03	-9.32E+03	9.32E+03
L1	-1.19E+04	4.44E+03	-1.19E+04	4.43E+03
L3	-1.19E+04	4.44E+03	-1.19E+04	4.43E+03
L4	-9.98E+03	1.48E+03	-9.58E+03	1.19E+03
NF	—	—	—	—
NS	-1.02E+04	1.08E+04	-9.54E+03	1.06E+04

TASK 1/PITCH MOTION/MODEL 5613



Data identically zero, insufficient, or not available from NFA.

Figure E-264. Time history of F_z^{rad} for one period at amplitude = 3.75 deg, frequency = 0.3831 rad/s, $F_n = 0.3$ in the case of prescribed pitch motion of Model 5613 scaled to $L = 154$ m.

TASK 1/PITCH MOTION/MODEL 5613

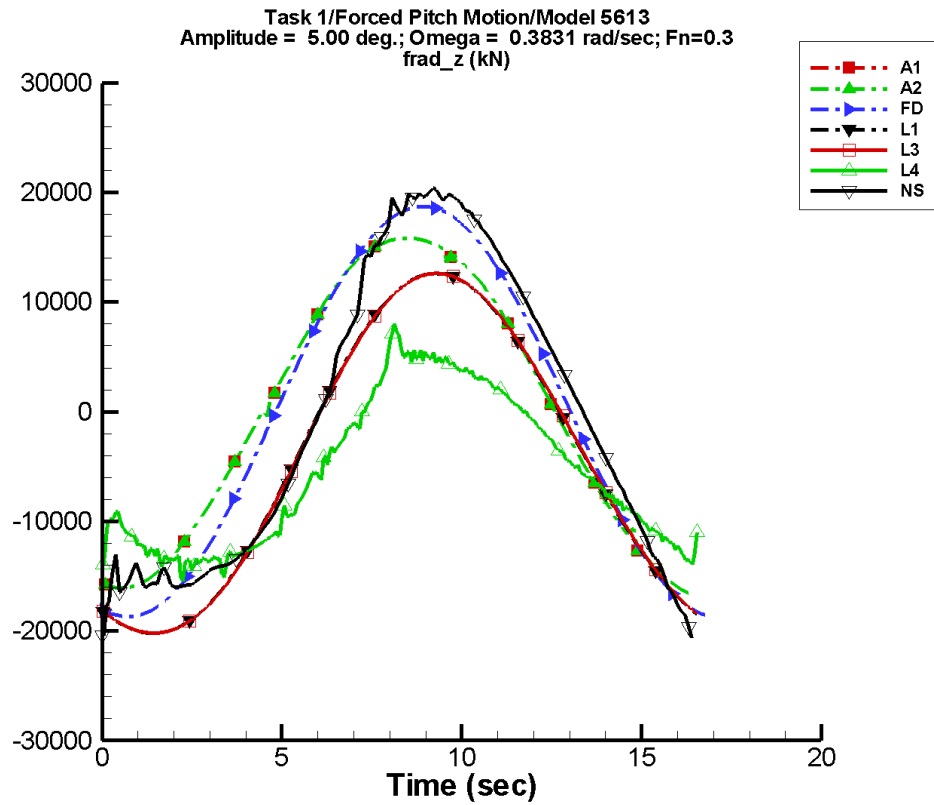
Table E-527. Coefficients of the Fourier fit $a_0 + a_1 \sin(\omega t + \Phi_1) + a_2 \sin(2\omega t + \Phi_2) + \dots$ of F_z^{rad} for one period at amplitude = 3.75 deg, frequency = 0.3831 rad/s, Fn = 0.3 in the case of prescribed pitch motion of Model 5613 scaled to L = 154 m.

Code	a_0 (kN)	a_1 (kN)	Φ_1 (deg)	a_2 (kN)	Φ_2 (deg)
A1	-142.	1.21E+04	-98	38.3	-53
A2	-142.	1.21E+04	-98	38.3	-53
FD	0.102	1.40E+04	-106	0.237	94
L1	-4.04E+03	1.23E+04	-117	412.	85
L3	-4.04E+03	1.23E+04	-118	406.	82
L4	-5.10E+03	7.11E+03	-123	1.68E+03	68
NF	—	—	—	—	—
NS	-475.	1.46E+04	-121	1.69E+03	35

Table E-528. Minimum and maximum of of F_z^{rad} for one period at amplitude = 3.75 deg, frequency = 0.3831 rad/s, Fn = 0.3 in the case of prescribed pitch motion of Model 5613 scaled to L = 154 m.

Code	Unfiltered		Filtered	
	Minimum (kN)	Maximum (kN)	Minimum (kN)	Maximum (kN)
A1	-1.26E+04	1.19E+04	-1.25E+04	1.18E+04
A2	-1.26E+04	1.19E+04	-1.25E+04	1.18E+04
FD	-1.40E+04	1.40E+04	-1.40E+04	1.40E+04
L1	-1.61E+04	8.53E+03	-1.61E+04	8.51E+03
L3	-1.61E+04	8.53E+03	-1.60E+04	8.51E+03
L4	-1.27E+04	4.30E+03	-1.19E+04	3.72E+03
NF	—	—	—	—
NS	-1.54E+04	1.56E+04	-1.41E+04	1.54E+04

TASK 1/PITCH MOTION/MODEL 5613



Data identically zero, insufficient, or not available from NFA.

Figure E-265. Time history of F_z^{rad} for one period at amplitude = 5.00 deg, frequency = 0.3831 rad/s, $F_n = 0.3$ in the case of prescribed pitch motion of Model 5613 scaled to $L = 154$ m.

TASK 1/PITCH MOTION/MODEL 5613

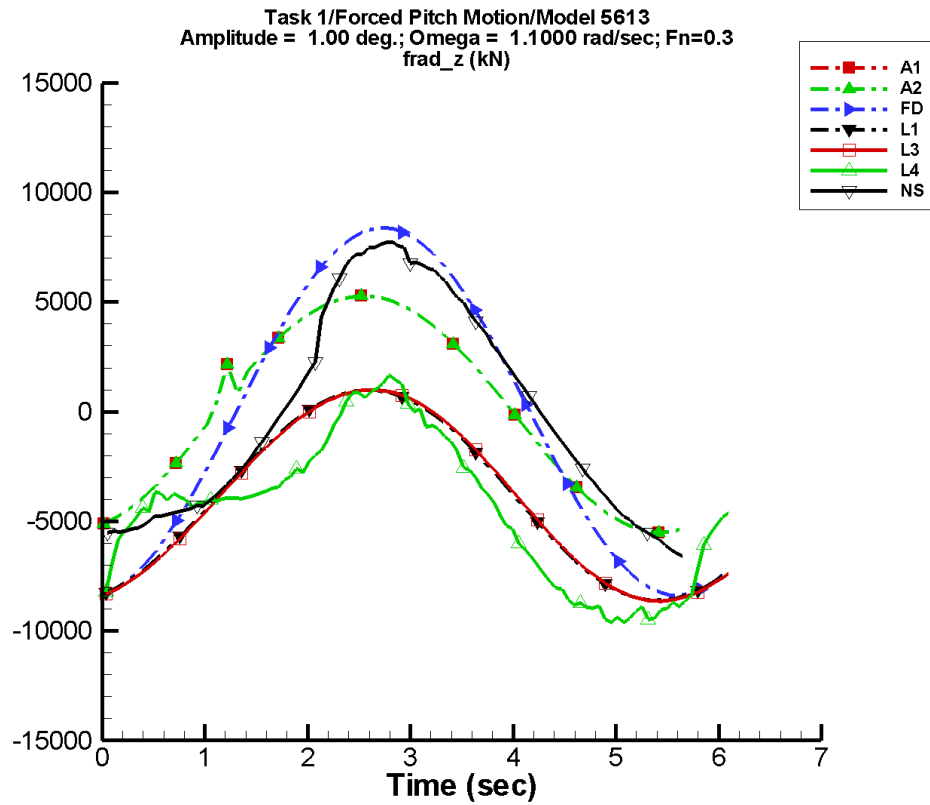
Table E-529. Coefficients of the Fourier fit $a_0 + a_1 \sin(\omega t + \Phi_1) + a_2 \sin(2\omega t + \Phi_2) + \dots$ of F_z^{rad} for one period at amplitude = 5.00 deg, frequency = 0.3831 rad/s, Fn = 0.3 in the case of prescribed pitch motion of Model 5613 scaled to L = 154 m.

Code	a_0 (kN)	a_1 (kN)	Φ_1 (deg)	a_2 (kN)	Φ_2 (deg)
A1	-176.	1.62E+04	-98	57.2	-75
A2	-176.	1.62E+04	-98	57.2	-75
FD	0.241	1.87E+04	-106	0.564	94
L1	-4.28E+03	1.64E+04	-117	733.	85
L3	-4.28E+03	1.64E+04	-118	722.	82
L4	-5.55E+03	9.10E+03	-124	2.23E+03	64
NF	—	—	—	—	—
NS	-870.	1.85E+04	-120	2.69E+03	40

Table E-530. Minimum and maximum of of F_z^{rad} for one period at amplitude = 5.00 deg, frequency = 0.3831 rad/s, Fn = 0.3 in the case of prescribed pitch motion of Model 5613 scaled to L = 154 m.

Code	Unfiltered		Filtered	
	Minimum (kN)	Maximum (kN)	Minimum (kN)	Maximum (kN)
A1	-1.68E+04	1.58E+04	-1.68E+04	1.58E+04
A2	-1.68E+04	1.58E+04	-1.68E+04	1.58E+04
FD	-1.87E+04	1.87E+04	-1.86E+04	1.86E+04
L1	-2.02E+04	1.26E+04	-2.02E+04	1.26E+04
L3	-2.02E+04	1.26E+04	-2.02E+04	1.26E+04
L4	-1.54E+04	8.04E+03	-1.40E+04	6.46E+03
NF	—	—	—	—
NS	-2.07E+04	2.04E+04	-1.87E+04	1.99E+04

TASK 1/PITCH MOTION/MODEL 5613



Data identically zero, insufficient, or not available from NFA.

Figure E-266. Time history of F_z^{rad} for one period at amplitude = 1.00 deg, frequency = 1.1000 rad/s, $F_n = 0.3$ in the case of prescribed pitch motion of Model 5613 scaled to $L = 154$ m.

TASK 1/PITCH MOTION/MODEL 5613

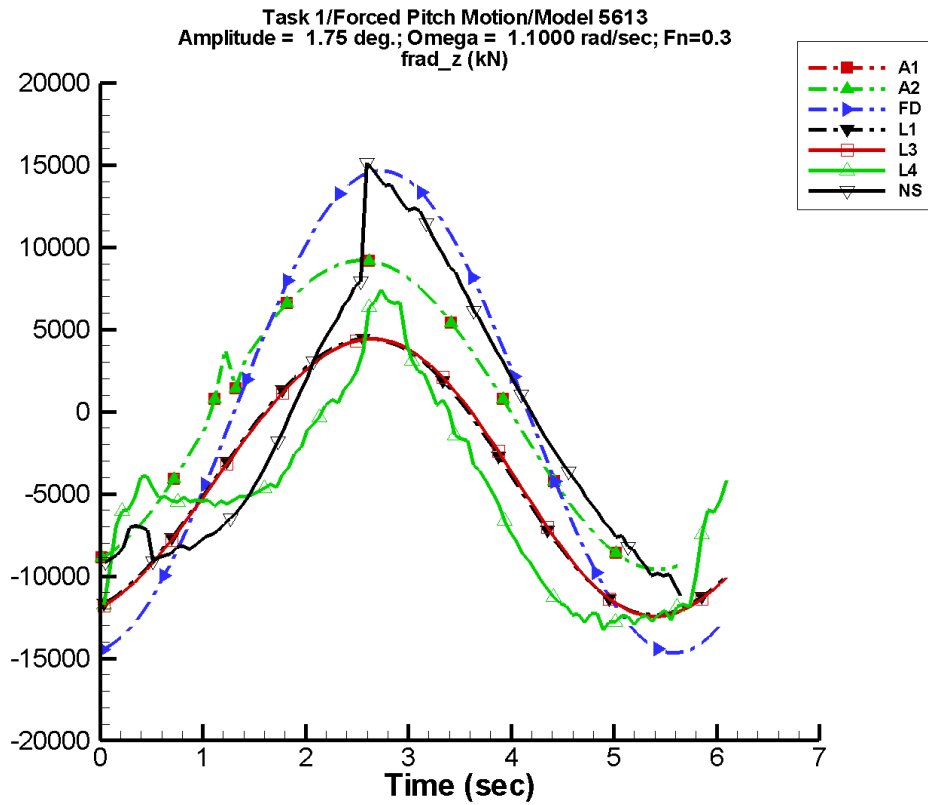
Table E-531. Coefficients of the Fourier fit $a_0 + a_1 \sin(\omega t + \Phi_1) + a_2 \sin(2\omega t + \Phi_2) + \dots$ of F_z^{rad} for one period at amplitude = 1.00 deg, frequency = 1.1000 rad/s, Fn = 0.3 in the case of prescribed pitch motion of Model 5613 scaled to L = 154 m.

Code	a_0 (kN)	a_1 (kN)	Φ_1 (deg)	a_2 (kN)	Φ_2 (deg)
A1	14.7	5.39E+03	-70	147.	-62
A2	14.7	5.39E+03	-70	147.	-62
FD	8.82E-03	8.38E+03	-82	6.76E-02	16
L1	-3.79E+03	4.79E+03	-72	63.9	21
L3	-3.79E+03	4.81E+03	-73	82.9	9
L4	-4.33E+03	4.35E+03	-62	1.81E+03	49
NF	—	—	—	—	—
NS	-220.	6.54E+03	-96	1.09E+03	86

Table E-532. Minimum and maximum of F_z^{rad} for one period at amplitude = 1.00 deg, frequency = 1.1000 rad/s, Fn = 0.3 in the case of prescribed pitch motion of Model 5613 scaled to L = 154 m.

Code	Unfiltered		Filtered	
	Minimum (kN)	Maximum (kN)	Minimum (kN)	Maximum (kN)
A1	-5.50E+03	5.28E+03	-5.34E+03	5.13E+03
A2	-5.50E+03	5.28E+03	-5.34E+03	5.13E+03
FD	-8.38E+03	8.38E+03	-8.18E+03	8.33E+03
L1	-8.60E+03	987.	-8.55E+03	934.
L3	-8.64E+03	990.	-8.58E+03	938.
L4	-9.62E+03	1.72E+03	-9.33E+03	1.42E+03
NF	—	—	—	—
NS	-6.64E+03	7.74E+03	-6.48E+03	7.52E+03

TASK 1/PITCH MOTION/MODEL 5613



Data identically zero, insufficient, or not available from NFA.

Figure E-267. Time history of F_z^{rad} for one period at amplitude = 1.75 deg, frequency = 1.1000 rad/s, $F_n = 0.3$ in the case of prescribed pitch motion of Model 5613 scaled to $L = 154$ m.

TASK 1/PITCH MOTION/MODEL 5613

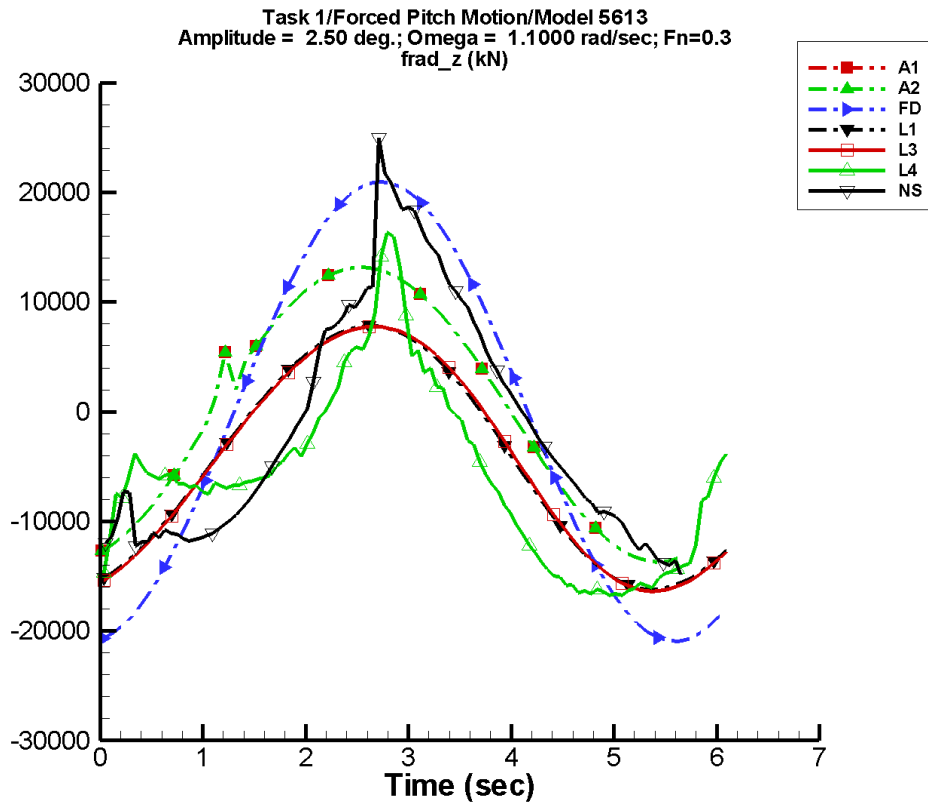
Table E-533. Coefficients of the Fourier fit $a_0 + a_1 \sin(\omega t + \Phi_1) + a_2 \sin(2\omega t + \Phi_2) + \dots$ of F_z^{rad} for one period at amplitude = 1.75 deg, frequency = 1.1000 rad/s, Fn = 0.3 in the case of prescribed pitch motion of Model 5613 scaled to L = 154 m.

Code	a_0 (kN)	a_1 (kN)	Φ_1 (deg)	a_2 (kN)	Φ_2 (deg)
A1	32.0	9.39E+03	-70	258.	-64
A2	32.0	9.39E+03	-70	258.	-64
FD	4.26E-02	1.47E+04	-82	0.361	16
L1	-3.91E+03	8.39E+03	-72	196.	21
L3	-3.91E+03	8.42E+03	-73	254.	9
L4	-4.94E+03	7.21E+03	-65	3.56E+03	59
NF	—	—	—	—	—
NS	-1.04E+03	1.05E+04	-100	2.58E+03	76

Table E-534. Minimum and maximum of F_z^{rad} for one period at amplitude = 1.75 deg, frequency = 1.1000 rad/s, Fn = 0.3 in the case of prescribed pitch motion of Model 5613 scaled to L = 154 m.

Code	Unfiltered		Filtered	
	Minimum (kN)	Maximum (kN)	Minimum (kN)	Maximum (kN)
A1	-9.59E+03	9.20E+03	-9.31E+03	8.95E+03
A2	-9.59E+03	9.20E+03	-9.31E+03	8.95E+03
FD	-1.47E+04	1.47E+04	-1.43E+04	1.46E+04
L1	-1.24E+04	4.44E+03	-1.23E+04	4.34E+03
L3	-1.24E+04	4.42E+03	-1.23E+04	4.33E+03
L4	-1.33E+04	8.01E+03	-1.27E+04	6.87E+03
NF	—	—	—	—
NS	-1.13E+04	1.51E+04	-1.09E+04	1.34E+04

TASK 1/PITCH MOTION/MODEL 5613



Data identically zero, insufficient, or not available from NFA.

Figure E-268. Time history of F_z^{rad} for one period at amplitude = 2.50 deg, frequency = 1.1000 rad/s, $F_n = 0.3$ in the case of prescribed pitch motion of Model 5613 scaled to $L = 154$ m.

TASK 1/PITCH MOTION/MODEL 5613

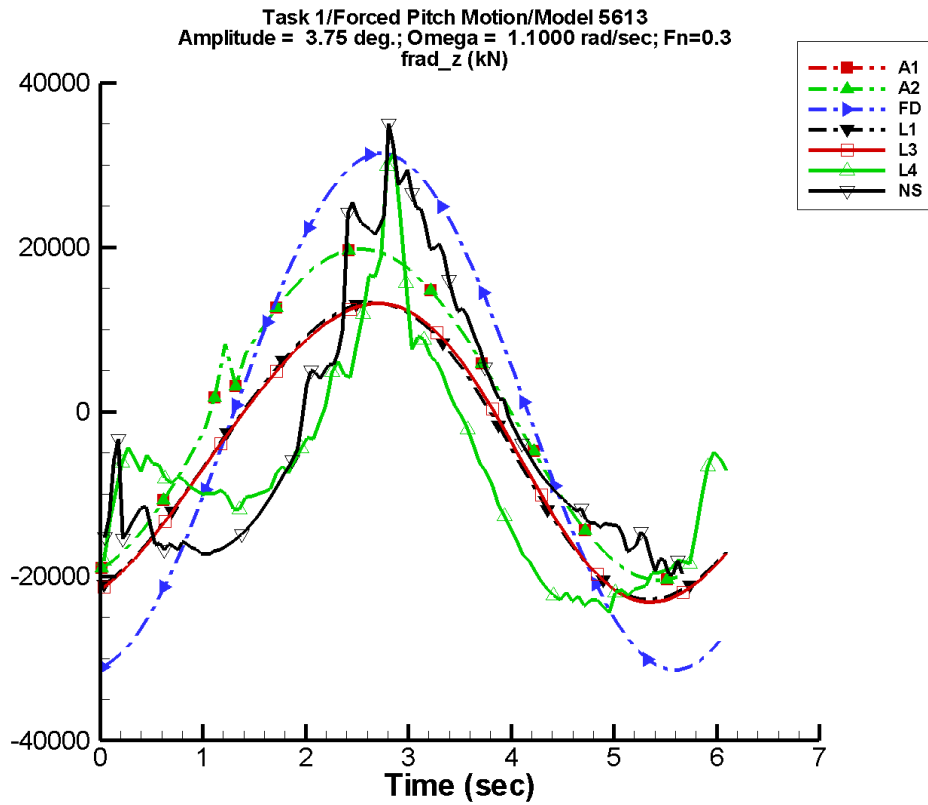
Table E-535. Coefficients of the Fourier fit $a_0 + a_1 \sin(\omega t + \Phi_1) + a_2 \sin(2\omega t + \Phi_2) + \dots$ of F_z^{rad} for one period at amplitude = 2.50 deg, frequency = 1.1000 rad/s, Fn = 0.3 in the case of prescribed pitch motion of Model 5613 scaled to L = 154 m.

Code	a_0 (kN)	a_1 (kN)	Φ_1 (deg)	a_2 (kN)	Φ_2 (deg)
A1	55.1	1.34E+04	-70	374.	-66
A2	55.1	1.34E+04	-70	374.	-66
FD	0.123	2.10E+04	-82	1.05	16
L1	-4.10E+03	1.20E+04	-72	400.	21
L3	-4.10E+03	1.20E+04	-73	518.	9
L4	-5.66E+03	1.00E+04	-67	5.80E+03	62
NF	—	—	—	—	—
NS	-1.90E+03	1.41E+04	-101	4.39E+03	75

Table E-536. Minimum and maximum of of F_z^{rad} for one period at amplitude = 2.50 deg, frequency = 1.1000 rad/s, Fn = 0.3 in the case of prescribed pitch motion of Model 5613 scaled to L = 154 m.

Code	Unfiltered		Filtered	
	Minimum (kN)	Maximum (kN)	Minimum (kN)	Maximum (kN)
A1	-1.37E+04	1.32E+04	-1.33E+04	1.28E+04
A2	-1.37E+04	1.32E+04	-1.33E+04	1.28E+04
FD	-2.09E+04	2.10E+04	-2.05E+04	2.08E+04
L1	-1.62E+04	7.81E+03	-1.61E+04	7.68E+03
L3	-1.64E+04	7.76E+03	-1.62E+04	7.66E+03
L4	-1.68E+04	1.64E+04	-1.65E+04	1.34E+04
NF	—	—	—	—
NS	-1.56E+04	2.49E+04	-1.46E+04	1.91E+04

TASK 1/PITCH MOTION/MODEL 5613



Data identically zero, insufficient, or not available from NFA.

Figure E-269. Time history of F_z^{rad} for one period at amplitude = 3.75 deg, frequency = 1.1000 rad/s, $F_n = 0.3$ in the case of prescribed pitch motion of Model 5613 scaled to $L = 154$ m.

TASK 1/PITCH MOTION/MODEL 5613

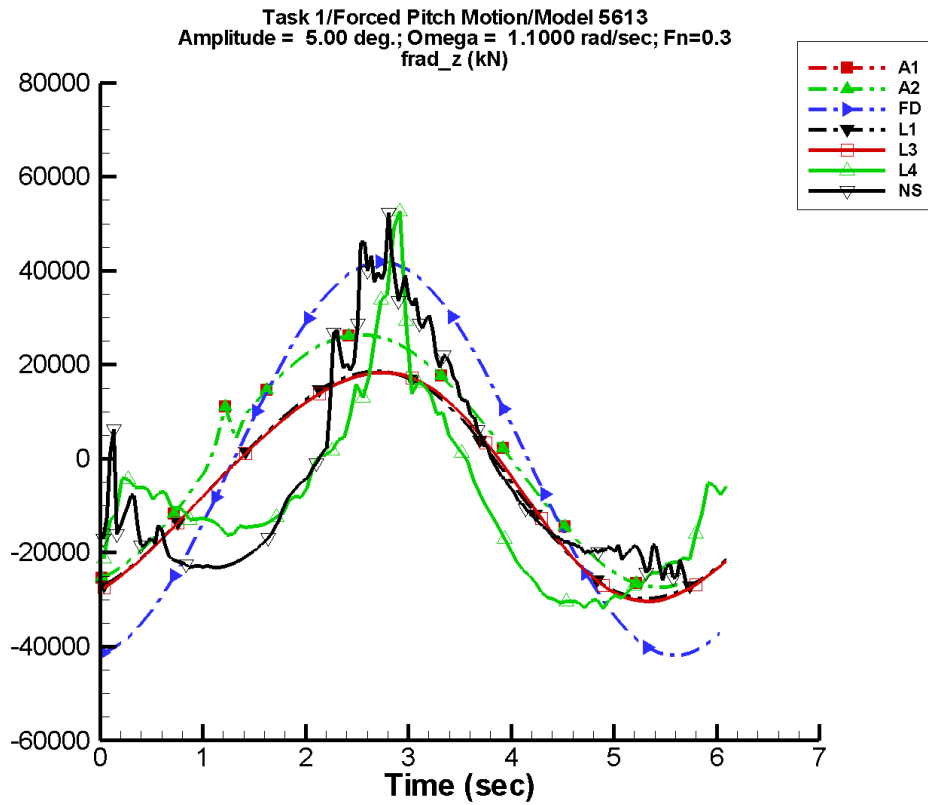
Table E-537. Coefficients of the Fourier fit $a_0 + a_1 \sin(\omega t + \Phi_1) + a_2 \sin(2\omega t + \Phi_2) + \dots$ of F_z^{rad} for one period at amplitude = 3.75 deg, frequency = 1.1000 rad/s, Fn = 0.3 in the case of prescribed pitch motion of Model 5613 scaled to L = 154 m.

Code	a_0 (kN)	a_1 (kN)	Φ_1 (deg)	a_2 (kN)	Φ_2 (deg)
A1	106.	2.01E+04	-70	575.	-69
A2	106.	2.01E+04	-70	575.	-69
FD	0.410	3.14E+04	-82	3.54	16
L1	-4.56E+03	1.80E+04	-72	899.	21
L3	-4.56E+03	1.80E+04	-73	1.17E+03	9
L4	-7.18E+03	1.45E+04	-68	1.03E+04	66
NF	—	—	—	—	—
NS	-3.30E+03	1.93E+04	-99	8.65E+03	80

Table E-538. Minimum and maximum of of F_z^{rad} for one period at amplitude = 3.75 deg, frequency = 1.1000 rad/s, Fn = 0.3 in the case of prescribed pitch motion of Model 5613 scaled to L = 154 m.

Code	Unfiltered		Filtered	
	Minimum (kN)	Maximum (kN)	Minimum (kN)	Maximum (kN)
A1	-2.05E+04	1.98E+04	-1.99E+04	1.92E+04
A2	-2.05E+04	1.98E+04	-1.99E+04	1.92E+04
FD	-3.14E+04	3.14E+04	-3.07E+04	3.12E+04
L1	-2.28E+04	1.33E+04	-2.26E+04	1.31E+04
L3	-2.32E+04	1.31E+04	-2.30E+04	1.31E+04
L4	-2.44E+04	3.16E+04	-2.31E+04	2.76E+04
NF	—	—	—	—
NS	-2.17E+04	3.50E+04	-1.97E+04	2.79E+04

TASK 1/PITCH MOTION/MODEL 5613



Data identically zero, insufficient, or not available from NFA.

Figure E-270. Time history of F_z^{rad} for one period at amplitude = 5.00 deg, frequency = 1.1000 rad/s, $F_n = 0.3$ in the case of prescribed pitch motion of Model 5613 scaled to $L = 154$ m.

TASK 1/PITCH MOTION/MODEL 5613

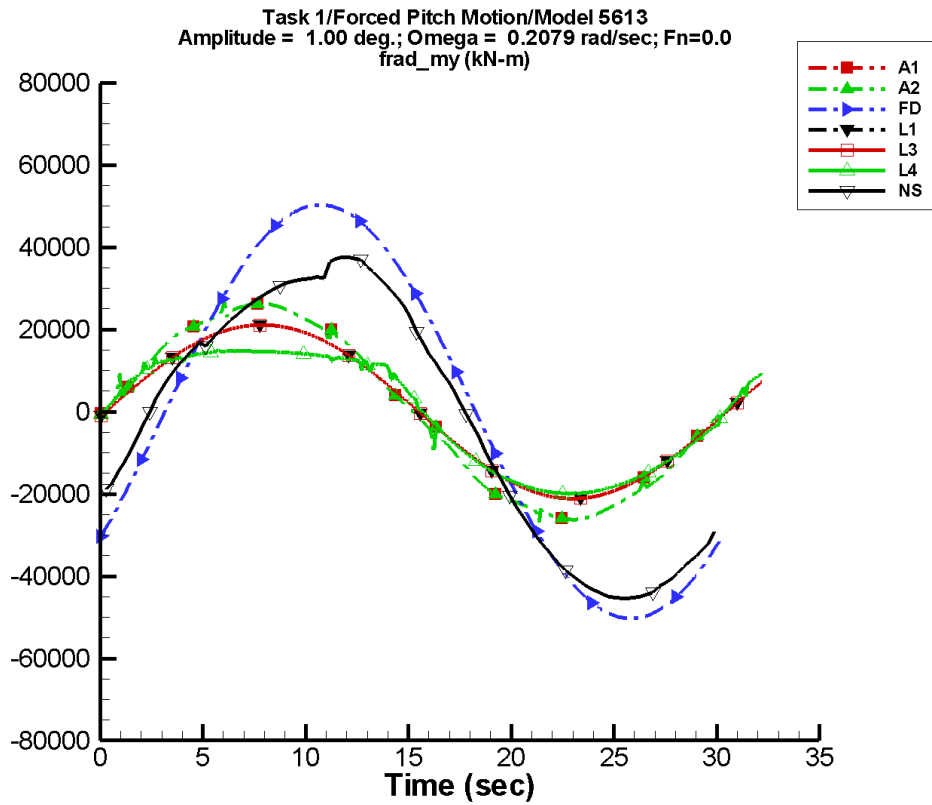
Table E-539. Coefficients of the Fourier fit $a_0 + a_1 \sin(\omega t + \Phi_1) + a_2 \sin(2\omega t + \Phi_2) + \dots$ of F_z^{rad} for one period at amplitude = 5.00 deg, frequency = 1.1000 rad/s, Fn = 0.3 in the case of prescribed pitch motion of Model 5613 scaled to L = 154 m.

Code	a_0 (kN)	a_1 (kN)	Φ_1 (deg)	a_2 (kN)	Φ_2 (deg)
A1	173.	2.68E+04	-70	788.	-72
A2	173.	2.68E+04	-70	788.	-72
FD	0.968	4.19E+04	-82	8.38	16
L1	-5.20E+03	2.40E+04	-72	1.60E+03	21
L3	-5.20E+03	2.41E+04	-73	2.07E+03	9
L4	-8.57E+03	1.95E+04	-70	1.60E+04	67
NF	—	—	—	—	—
NS	-4.63E+03	2.43E+04	-96	1.47E+04	84

Table E-540. Minimum and maximum of of F_z^{rad} for one period at amplitude = 5.00 deg, frequency = 1.1000 rad/s, Fn = 0.3 in the case of prescribed pitch motion of Model 5613 scaled to L = 154 m.

Code	Unfiltered		Filtered	
	Minimum (kN)	Maximum (kN)	Minimum (kN)	Maximum (kN)
A1	-2.74E+04	2.64E+04	-2.66E+04	2.57E+04
A2	-2.74E+04	2.64E+04	-2.66E+04	2.57E+04
FD	-4.19E+04	4.19E+04	-4.09E+04	4.16E+04
L1	-2.98E+04	1.86E+04	-2.95E+04	1.85E+04
L3	-3.04E+04	1.84E+04	-3.00E+04	1.85E+04
L4	-3.20E+04	5.27E+04	-3.08E+04	4.54E+04
NF	—	—	—	—
NS	-2.74E+04	5.24E+04	-2.43E+04	4.21E+04

TASK 1/PITCH MOTION/MODEL 5613



Data identically zero, insufficient, or not available from NFA.

Figure E-271. Time history of M_y^{rad} for one period at amplitude = 1.00 deg, frequency = 0.2079 rad/s, $F_n = 0.0$ in the case of prescribed pitch motion of Model 5613 scaled to $L = 154$ m.

TASK 1/PITCH MOTION/MODEL 5613

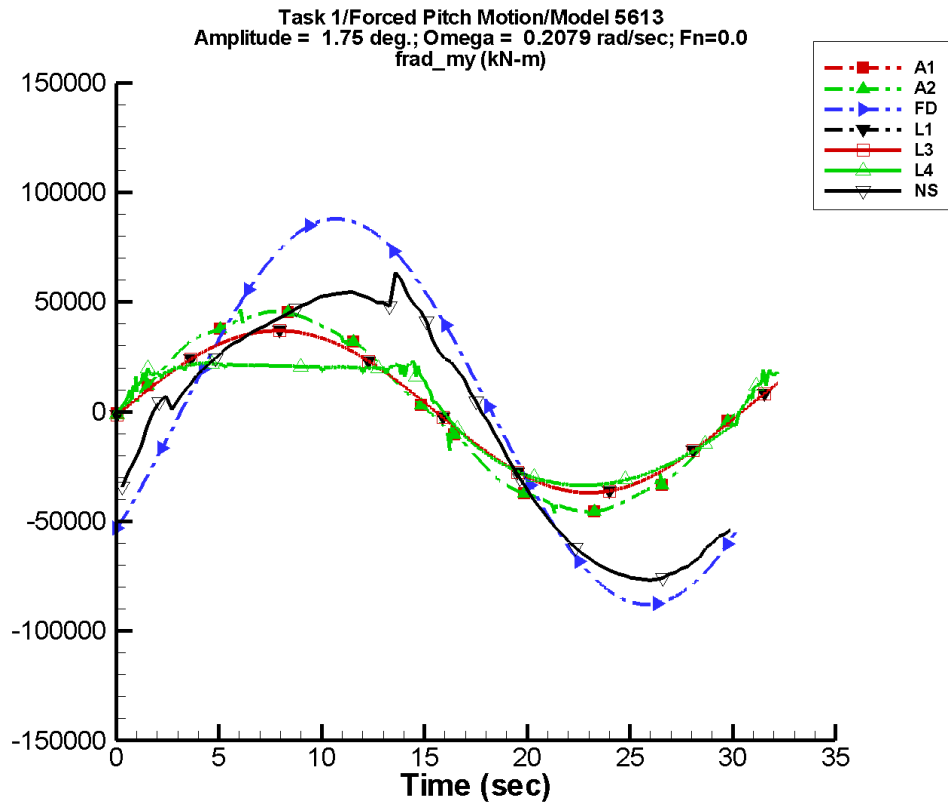
Table E-541. Coefficients of the Fourier fit $a_0 + a_1 \sin(\omega t + \Phi_1) + a_2 \sin(2\omega t + \Phi_2) + \dots$ of M_y^{rad} for one period at amplitude = 1.00 deg, frequency = 0.2079 rad/s, $F_n = 0.0$ in the case of prescribed pitch motion of Model 5613 scaled to $L = 154$ m.

Code	a_0 (kN-m)	a_1 (kN-m)	Φ_1 (deg)	a_2 (kN-m)	Φ_2 (deg)
A1	-13.9	2.59E+04	-1	11.4	12
A2	-13.9	2.59E+04	-1	11.4	12
FD	-3.25E-03	5.03E+04	-38	1.68E-03	-132
L1	119.	2.11E+04	-4	121.	81
L3	119.	2.11E+04	-4	121.	81
L4	-518.	1.86E+04	-4	2.51E+03	79
NF	—	—	—	—	—
NS	-2.58E+03	4.09E+04	-33	3.44E+03	53

Table E-542. Minimum and maximum of M_y^{rad} for one period at amplitude = 1.00 deg, frequency = 0.2079 rad/s, $F_n = 0.0$ in the case of prescribed pitch motion of Model 5613 scaled to $L = 154$ m.

Code	Unfiltered		Filtered	
	Minimum (kN-m)	Maximum (kN-m)	Minimum (kN-m)	Maximum (kN-m)
A1	-2.69E+04	2.70E+04	-2.62E+04	2.62E+04
A2	-2.69E+04	2.70E+04	-2.62E+04	2.62E+04
FD	-5.03E+04	5.03E+04	-5.02E+04	5.02E+04
L1	-2.11E+04	2.11E+04	-2.11E+04	2.11E+04
L3	-2.11E+04	2.11E+04	-2.11E+04	2.11E+04
L4	-1.99E+04	1.50E+04	-1.99E+04	1.47E+04
NF	—	—	—	—
NS	-4.54E+04	3.83E+04	-4.50E+04	3.70E+04

TASK 1/PITCH MOTION/MODEL 5613



Data identically zero, insufficient, or not available from NFA.

Figure E-272. Time history of M_y^{rad} for one period at amplitude = 1.75 deg, frequency = 0.2079 rad/s, $F_n = 0.0$ in the case of prescribed pitch motion of Model 5613 scaled to $L = 154$ m.

TASK 1/PITCH MOTION/MODEL 5613

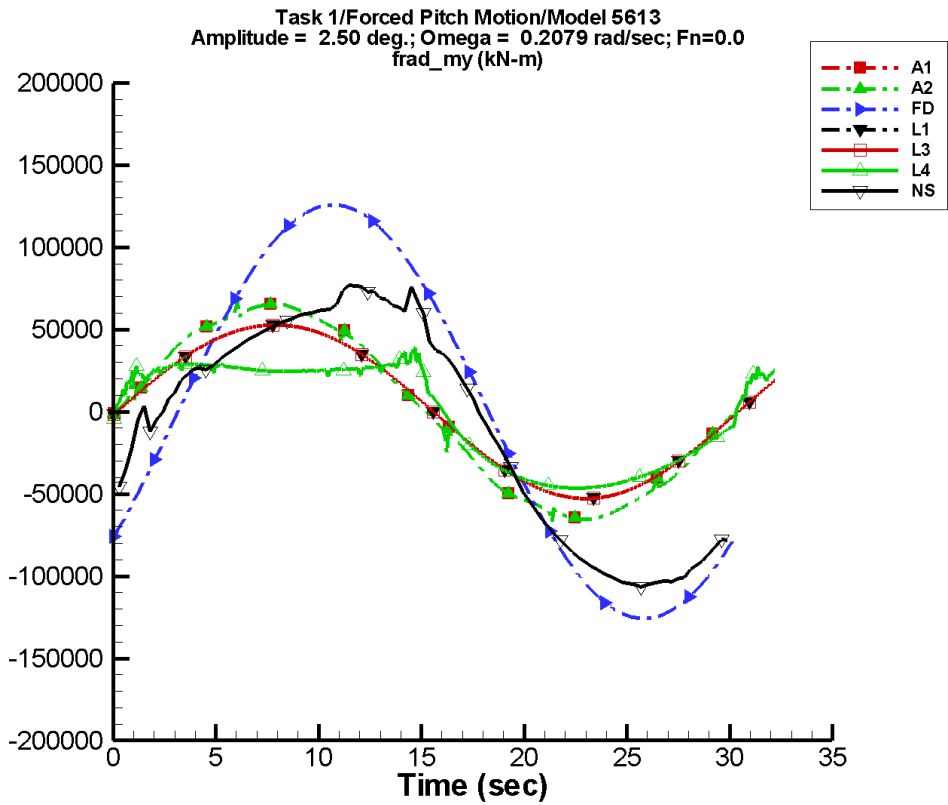
Table E-543. Coefficients of the Fourier fit $a_0 + a_1 \sin(\omega t + \Phi_1) + a_2 \sin(2\omega t + \Phi_2) + \dots$ of M_y^{rad} for one period at amplitude = 1.75 deg, frequency = 0.2079 rad/s, Fn = 0.0 in the case of prescribed pitch motion of Model 5613 scaled to L = 154 m.

Code	a_0 (kN-m)	a_1 (kN-m)	Φ_1 (deg)	a_2 (kN-m)	Φ_2 (deg)
A1	-24.2	4.51E+04	-1	19.8	12
A2	-24.2	4.51E+04	-1	19.8	12
FD	-5.22E-03	8.80E+04	-38	8.84E-03	-108
L1	364.	3.70E+04	-4	369.	81
L3	364.	3.70E+04	-4	369.	81
L4	-1.29E+03	3.02E+04	-4	6.45E+03	80
NF	—	—	—	—	—
NS	-5.45E+03	6.70E+04	-34	7.80E+03	48

Table E-544. Minimum and maximum of M_y^{rad} for one period at amplitude = 1.75 deg, frequency = 0.2079 rad/s, Fn = 0.0 in the case of prescribed pitch motion of Model 5613 scaled to L = 154 m.

Code	Unfiltered		Filtered	
	Minimum (kN-m)	Maximum (kN-m)	Minimum (kN-m)	Maximum (kN-m)
A1	-4.69E+04	4.71E+04	-4.56E+04	4.57E+04
A2	-4.69E+04	4.71E+04	-4.56E+04	4.57E+04
FD	-8.80E+04	8.80E+04	-8.79E+04	8.79E+04
L1	-3.70E+04	3.70E+04	-3.69E+04	3.69E+04
L3	-3.70E+04	3.70E+04	-3.69E+04	3.69E+04
L4	-3.36E+04	2.31E+04	-3.36E+04	2.21E+04
NF	—	—	—	—
NS	-7.68E+04	6.49E+04	-7.61E+04	5.48E+04

TASK 1/PITCH MOTION/MODEL 5613



Data identically zero, insufficient, or not available from NFA.

Figure E-273. Time history of M_y^{rad} for one period at amplitude = 2.50 deg, frequency = 0.2079 rad/s, $F_n = 0.0$ in the case of prescribed pitch motion of Model 5613 scaled to $L = 154$ m.

TASK 1/PITCH MOTION/MODEL 5613

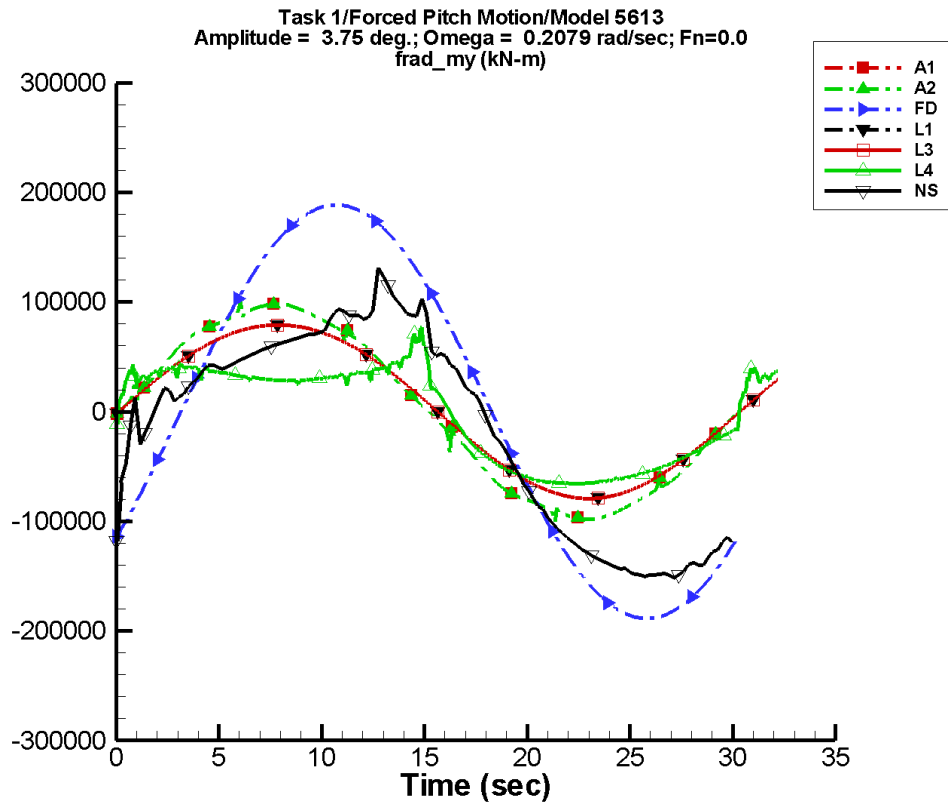
Table E-545. Coefficients of the Fourier fit $a_0 + a_1 \sin(\omega t + \Phi_1) + a_2 \sin(2\omega t + \Phi_2) + \dots$ of M_y^{rad} for one period at amplitude = 2.50 deg, frequency = 0.2079 rad/s, $F_n = 0.0$ in the case of prescribed pitch motion of Model 5613 scaled to $L = 154$ m.

Code	a_0 (kN-m)	a_1 (kN-m)	Φ_1 (deg)	a_2 (kN-m)	Φ_2 (deg)
A1	-34.7	6.45E+04	-1	28.3	12
A2	-34.7	6.45E+04	-1	28.3	12
FD	8.00E-04	1.26E+05	-38	1.47E-02	-54
L1	744.	5.28E+04	-4	753.	81
L3	744.	5.28E+04	-4	753.	81
L4	-2.16E+03	4.05E+04	-4	1.11E+04	80
NF	—	—	—	—	—
NS	-9.30E+03	8.95E+04	-34	1.31E+04	48

Table E-546. Minimum and maximum of M_y^{rad} for one period at amplitude = 2.50 deg, frequency = 0.2079 rad/s, $F_n = 0.0$ in the case of prescribed pitch motion of Model 5613 scaled to $L = 154$ m.

Code	Unfiltered		Filtered	
	Minimum (kN-m)	Maximum (kN-m)	Minimum (kN-m)	Maximum (kN-m)
A1	-6.70E+04	6.73E+04	-6.52E+04	6.53E+04
A2	-6.70E+04	6.73E+04	-6.52E+04	6.53E+04
FD	-1.26E+05	1.26E+05	-1.26E+05	1.26E+05
L1	-5.28E+04	5.28E+04	-5.28E+04	5.28E+04
L3	-5.28E+04	5.28E+04	-5.28E+04	5.28E+04
L4	-4.64E+04	3.91E+04	-4.64E+04	3.42E+04
NF	—	—	—	—
NS	-1.07E+05	7.81E+04	-1.05E+05	7.39E+04

TASK 1/PITCH MOTION/MODEL 5613



Data identically zero, insufficient, or not available from NFA.

Figure E-274. Time history of M_y^{rad} for one period at amplitude = 3.75 deg, frequency = 0.2079 rad/s, $F_n = 0.0$ in the case of prescribed pitch motion of Model 5613 scaled to $L = 154$ m.

TASK 1/PITCH MOTION/MODEL 5613

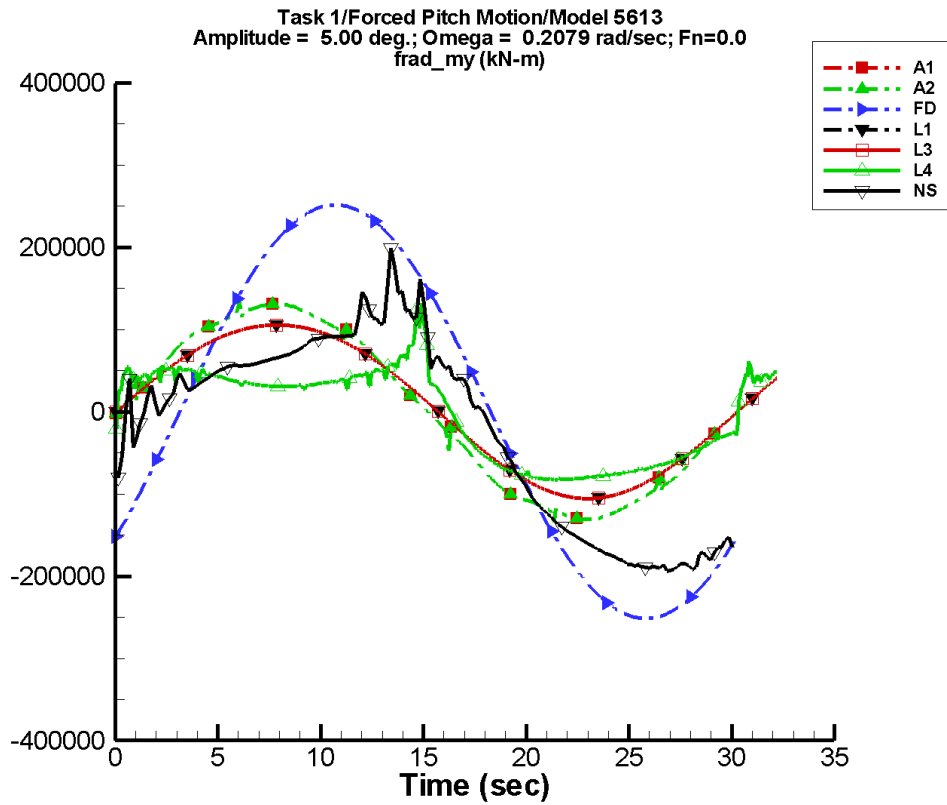
Table E-547. Coefficients of the Fourier fit $a_0 + a_1 \sin(\omega t + \Phi_1) + a_2 \sin(2\omega t + \Phi_2) + \dots$ of M_y^{rad} for one period at amplitude = 3.75 deg, frequency = 0.2079 rad/s, $F_n = 0.0$ in the case of prescribed pitch motion of Model 5613 scaled to $L = 154$ m.

Code	a_0 (kN-m)	a_1 (kN-m)	Φ_1 (deg)	a_2 (kN-m)	Φ_2 (deg)
A1	-52.0	9.67E+04	-1	42.5	12
A2	-52.0	9.67E+04	-1	42.5	12
FD	2.12E-03	1.89E+05	-38	3.36E-03	121
L1	1.67E+03	7.92E+04	-4	1.69E+03	81
L3	1.67E+03	7.92E+04	-4	1.69E+03	81
L4	-3.52E+03	5.54E+04	-5	1.97E+04	80
NF	—	—	—	—	—
NS	-1.57E+04	1.23E+05	-35	2.27E+04	50

Table E-548. Minimum and maximum of M_y^{rad} for one period at amplitude = 3.75 deg, frequency = 0.2079 rad/s, $F_n = 0.0$ in the case of prescribed pitch motion of Model 5613 scaled to $L = 154$ m.

Code	Unfiltered		Filtered	
	Minimum (kN-m)	Maximum (kN-m)	Minimum (kN-m)	Maximum (kN-m)
A1	-1.01E+05	1.01E+05	-9.79E+04	9.80E+04
A2	-1.01E+05	1.01E+05	-9.79E+04	9.80E+04
FD	-1.89E+05	1.89E+05	-1.88E+05	1.88E+05
L1	-7.92E+04	7.92E+04	-7.92E+04	7.92E+04
L3	-7.92E+04	7.92E+04	-7.92E+04	7.92E+04
L4	-6.56E+04	7.68E+04	-6.56E+04	6.81E+04
NF	—	—	—	—
NS	-1.52E+05	1.33E+05	-1.49E+05	1.09E+05

TASK 1/PITCH MOTION/MODEL 5613



Data identically zero, insufficient, or not available from NFA.

Figure E-275. Time history of M_y^{rad} for one period at amplitude = 5.00 deg, frequency = 0.2079 rad/s, $F_n = 0.0$ in the case of prescribed pitch motion of Model 5613 scaled to $L = 154$ m.

TASK 1/PITCH MOTION/MODEL 5613

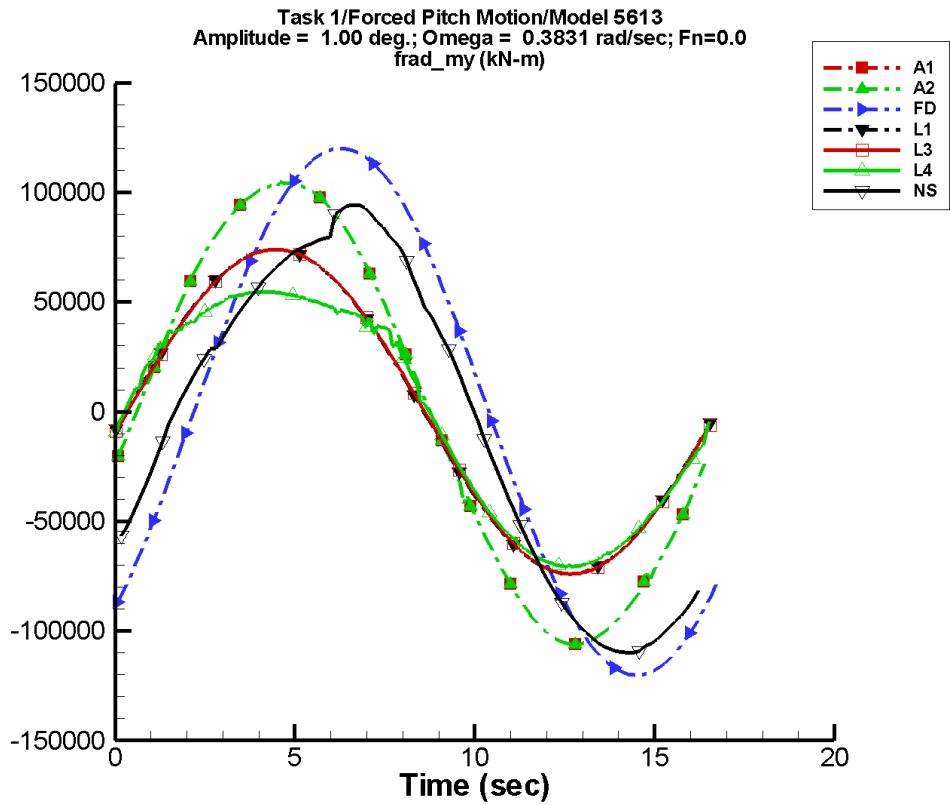
Table E-549. Coefficients of the Fourier fit $a_0 + a_1 \sin(\omega t + \Phi_1) + a_2 \sin(2\omega t + \Phi_2) + \dots$ of M_y^{rad} for one period at amplitude = 5.00 deg, frequency = 0.2079 rad/s, $F_n = 0.0$ in the case of prescribed pitch motion of Model 5613 scaled to $L = 154$ m.

Code	a_0 (kN-m)	a_1 (kN-m)	Φ_1 (deg)	a_2 (kN-m)	Φ_2 (deg)
A1	-69.4	1.29E+05	-1	56.7	12
A2	-69.4	1.29E+05	-1	56.7	12
FD	-1.75E-03	2.51E+05	-38	3.87E-02	-70
L1	2.98E+03	1.06E+05	-4	3.01E+03	81
L3	2.98E+03	1.06E+05	-4	3.01E+03	81
L4	-4.60E+03	6.84E+04	-6	2.84E+04	81
NF	—	—	—	—	—
NS	-2.18E+04	1.53E+05	-35	3.27E+04	51

Table E-550. Minimum and maximum of M_y^{rad} for one period at amplitude = 5.00 deg, frequency = 0.2079 rad/s, $F_n = 0.0$ in the case of prescribed pitch motion of Model 5613 scaled to $L = 154$ m.

Code	Unfiltered		Filtered	
	Minimum (kN-m)	Maximum (kN-m)	Minimum (kN-m)	Maximum (kN-m)
A1	-1.34E+05	1.35E+05	-1.31E+05	1.31E+05
A2	-1.34E+05	1.35E+05	-1.31E+05	1.31E+05
FD	-2.51E+05	2.51E+05	-2.51E+05	2.51E+05
L1	-1.06E+05	1.06E+05	-1.06E+05	1.06E+05
L3	-1.06E+05	1.06E+05	-1.06E+05	1.06E+05
L4	-8.26E+04	1.32E+05	-8.23E+04	1.14E+05
NF	—	—	—	—
NS	-1.94E+05	2.02E+05	-1.90E+05	1.48E+05

TASK 1/PITCH MOTION/MODEL 5613



Data identically zero, insufficient, or not available from NFA.

Figure E-276. Time history of M_y^{rad} for one period at amplitude = 1.00 deg, frequency = 0.3831 rad/s, $F_n = 0.0$ in the case of prescribed pitch motion of Model 5613 scaled to $L = 154$ m.

TASK 1/PITCH MOTION/MODEL 5613

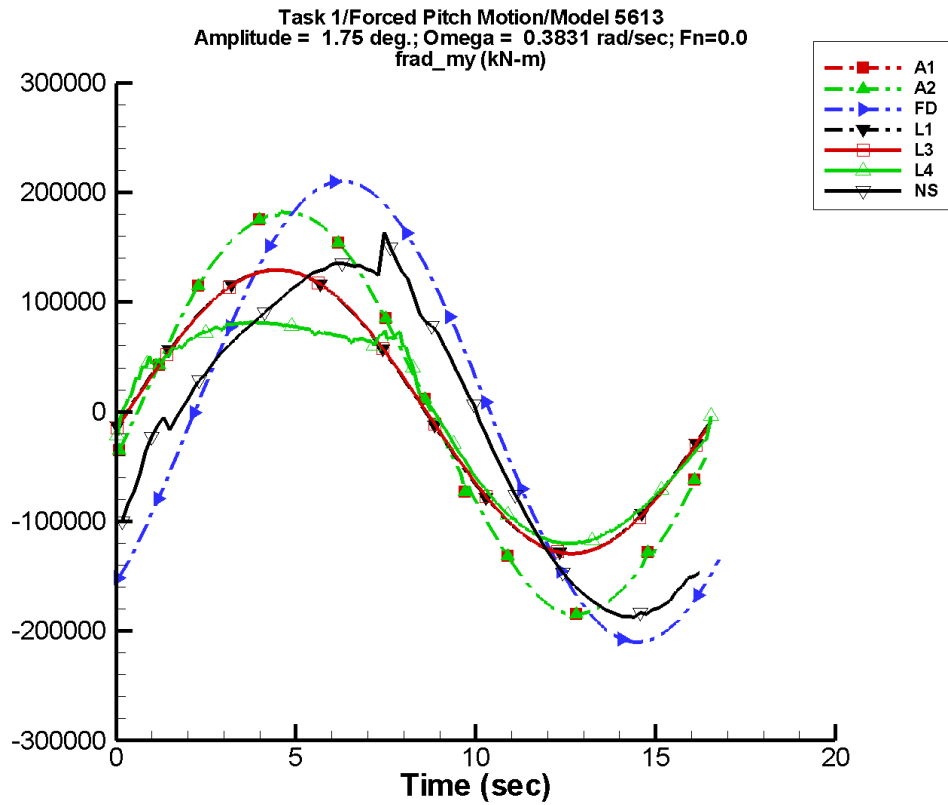
Table E-551. Coefficients of the Fourier fit $a_0 + a_1 \sin(\omega t + \Phi_1) + a_2 \sin(2\omega t + \Phi_2) + \dots$ of M_y^{rad} for one period at amplitude = 1.00 deg, frequency = 0.3831 rad/s, $F_n = 0.0$ in the case of prescribed pitch motion of Model 5613 scaled to $L = 154$ m.

Code	a_0 (kN-m)	a_1 (kN-m)	Φ_1 (deg)	a_2 (kN-m)	Φ_2 (deg)
A1	-56.9	1.05E+05	-12	180.	25
A2	-56.9	1.05E+05	-12	180.	25
FD	-5.33E-03	1.20E+05	-48	2.33E-02	-63
L1	404.	7.39E+04	-8	418.	78
L3	404.	7.39E+04	-8	425.	73
L4	-1.72E+03	6.51E+04	-9	7.06E+03	75
NF	—	—	—	—	—
NS	-6.34E+03	9.86E+04	-41	7.99E+03	47

Table E-552. Minimum and maximum of M_y^{rad} for one period at amplitude = 1.00 deg, frequency = 0.3831 rad/s, $F_n = 0.0$ in the case of prescribed pitch motion of Model 5613 scaled to $L = 154$ m.

Code	Unfiltered		Filtered	
	Minimum (kN-m)	Maximum (kN-m)	Minimum (kN-m)	Maximum (kN-m)
A1	-1.06E+05	1.05E+05	-1.06E+05	1.04E+05
A2	-1.06E+05	1.05E+05	-1.06E+05	1.04E+05
FD	-1.20E+05	1.20E+05	-1.20E+05	1.20E+05
L1	-7.40E+04	7.39E+04	-7.39E+04	7.38E+04
L3	-7.40E+04	7.39E+04	-7.39E+04	7.38E+04
L4	-7.06E+04	5.47E+04	-7.04E+04	5.46E+04
NF	—	—	—	—
NS	-1.10E+05	9.45E+04	-1.09E+05	9.13E+04

TASK 1/PITCH MOTION/MODEL 5613



Data identically zero, insufficient, or not available from NFA.

Figure E-277. Time history of M_y^{rad} for one period at amplitude = 1.75 deg, frequency = 0.3831 rad/s, $F_n = 0.0$ in the case of prescribed pitch motion of Model 5613 scaled to $L = 154$ m.

TASK 1/PITCH MOTION/MODEL 5613

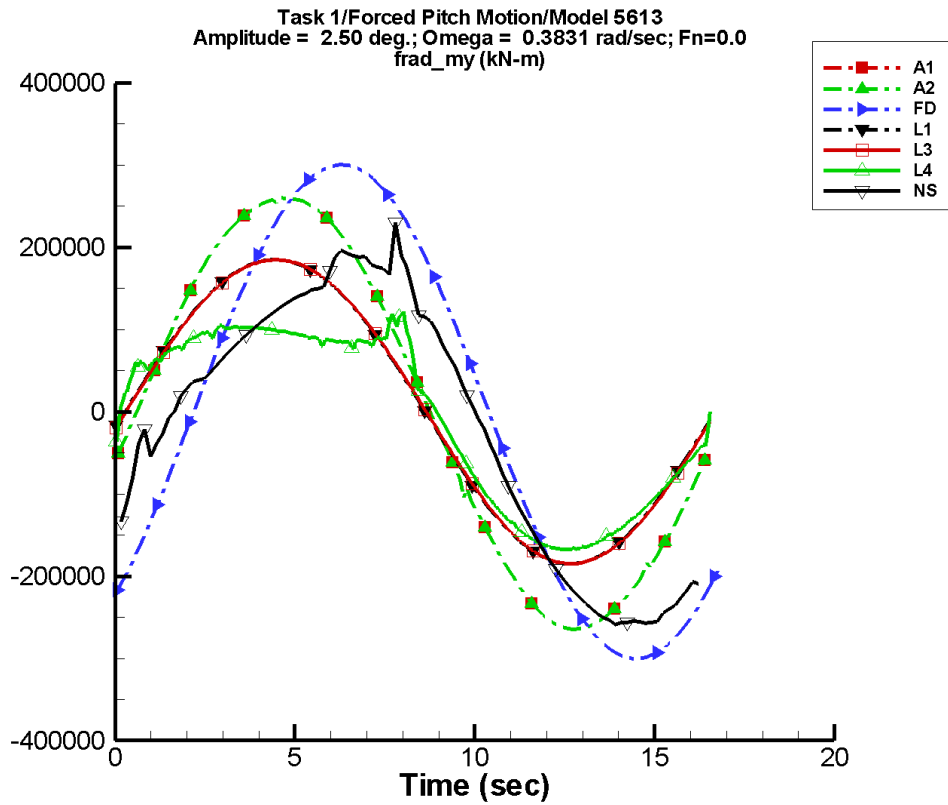
Table E-553. Coefficients of the Fourier fit $a_0 + a_1 \sin(\omega t + \Phi_1) + a_2 \sin(2\omega t + \Phi_2) + \dots$ of M_y^{rad} for one period at amplitude = 1.75 deg, frequency = 0.3831 rad/s, $F_n = 0.0$ in the case of prescribed pitch motion of Model 5613 scaled to $L = 154$ m.

Code	a_0 (kN-m)	a_1 (kN-m)	Φ_1 (deg)	a_2 (kN-m)	Φ_2 (deg)
A1	-99.2	1.83E+05	-12	313.	25
A2	-99.2	1.83E+05	-12	313.	25
FD	-3.05E-02	2.10E+05	-48	7.92E-03	-60
L1	1.24E+03	1.29E+05	-8	1.28E+03	78
L3	1.24E+03	1.29E+05	-8	1.30E+03	73
L4	-4.32E+03	1.05E+05	-9	1.84E+04	74
NF	—	—	—	—	—
NS	-1.29E+04	1.62E+05	-41	1.85E+04	41

Table E-554. Minimum and maximum of M_y^{rad} for one period at amplitude = 1.75 deg, frequency = 0.3831 rad/s, $F_n = 0.0$ in the case of prescribed pitch motion of Model 5613 scaled to $L = 154$ m.

Code	Unfiltered		Filtered	
	Minimum (kN-m)	Maximum (kN-m)	Minimum (kN-m)	Maximum (kN-m)
A1	-1.85E+05	1.83E+05	-1.84E+05	1.81E+05
A2	-1.85E+05	1.83E+05	-1.84E+05	1.81E+05
FD	-2.10E+05	2.10E+05	-2.10E+05	2.09E+05
L1	-1.29E+05	1.29E+05	-1.29E+05	1.29E+05
L3	-1.29E+05	1.29E+05	-1.29E+05	1.29E+05
L4	-1.20E+05	8.16E+04	-1.20E+05	8.12E+04
NF	—	—	—	—
NS	-1.88E+05	1.64E+05	-1.85E+05	1.37E+05

TASK 1/PITCH MOTION/MODEL 5613



Data identically zero, insufficient, or not available from NFA.

Figure E-278. Time history of M_y^{rad} for one period at amplitude = 2.50 deg, frequency = 0.3831 rad/s, $F_n = 0.0$ in the case of prescribed pitch motion of Model 5613 scaled to $L = 154$ m.

TASK 1/PITCH MOTION/MODEL 5613

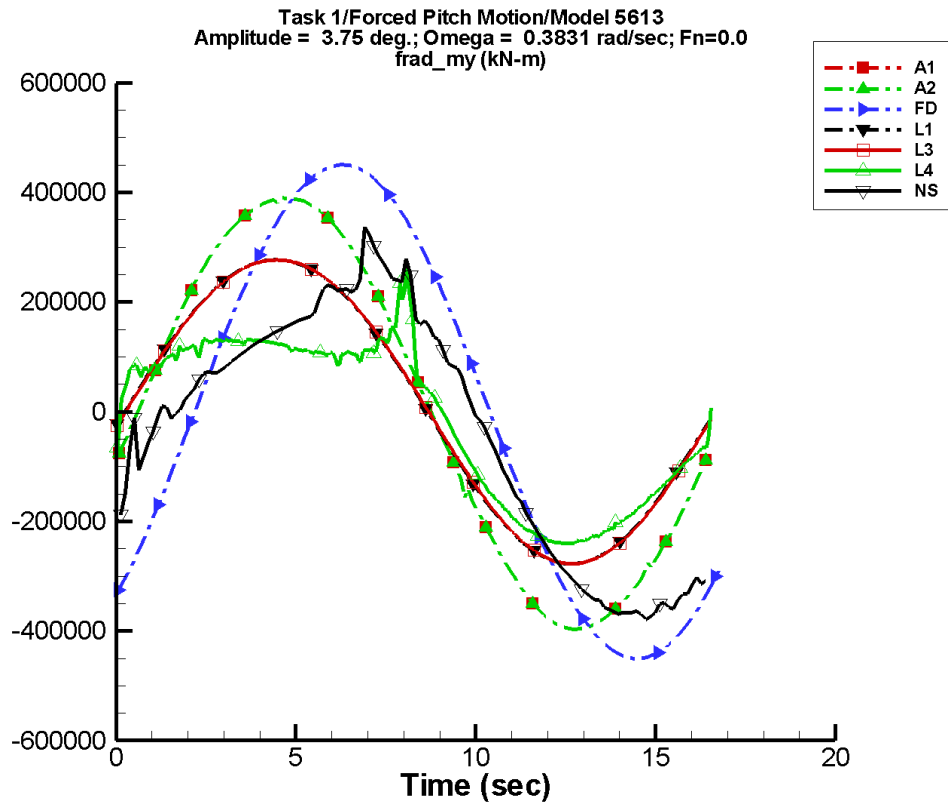
Table E-555. Coefficients of the Fourier fit $a_0 + a_1 \sin(\omega t + \Phi_1) + a_2 \sin(2\omega t + \Phi_2) + \dots$ of M_y^{rad} for one period at amplitude = 2.50 deg, frequency = 0.3831 rad/s, $F_n = 0.0$ in the case of prescribed pitch motion of Model 5613 scaled to $L = 154$ m.

Code	a_0 (kN-m)	a_1 (kN-m)	Φ_1 (deg)	a_2 (kN-m)	Φ_2 (deg)
A1	-142.	2.62E+05	-12	448.	25
A2	-142.	2.62E+05	-12	448.	25
FD	-7.38E-03	3.00E+05	-48	4.06E-02	-71
L1	2.52E+03	1.85E+05	-8	2.61E+03	78
L3	2.52E+03	1.85E+05	-8	2.65E+03	73
L4	-7.32E+03	1.41E+05	-10	3.23E+04	74
NF	—	—	—	—	—
NS	-2.08E+04	2.18E+05	-42	3.15E+04	43

Table E-556. Minimum and maximum of M_y^{rad} for one period at amplitude = 2.50 deg, frequency = 0.3831 rad/s, $F_n = 0.0$ in the case of prescribed pitch motion of Model 5613 scaled to $L = 154$ m.

Code	Unfiltered		Filtered	
	Minimum (kN-m)	Maximum (kN-m)	Minimum (kN-m)	Maximum (kN-m)
A1	-2.64E+05	2.62E+05	-2.63E+05	2.59E+05
A2	-2.64E+05	2.62E+05	-2.63E+05	2.59E+05
FD	-3.00E+05	3.00E+05	-3.00E+05	2.99E+05
L1	-1.85E+05	1.85E+05	-1.85E+05	1.85E+05
L3	-1.85E+05	1.85E+05	-1.85E+05	1.84E+05
L4	-1.68E+05	1.24E+05	-1.67E+05	1.12E+05
NF	—	—	—	—
NS	-2.59E+05	2.30E+05	-2.56E+05	1.88E+05

TASK 1/PITCH MOTION/MODEL 5613



Data identically zero, insufficient, or not available from NFA.

Figure E-279. Time history of M_y^{rad} for one period at amplitude = 3.75 deg, frequency = 0.3831 rad/s, $F_n = 0.0$ in the case of prescribed pitch motion of Model 5613 scaled to $L = 154$ m.

TASK 1/PITCH MOTION/MODEL 5613

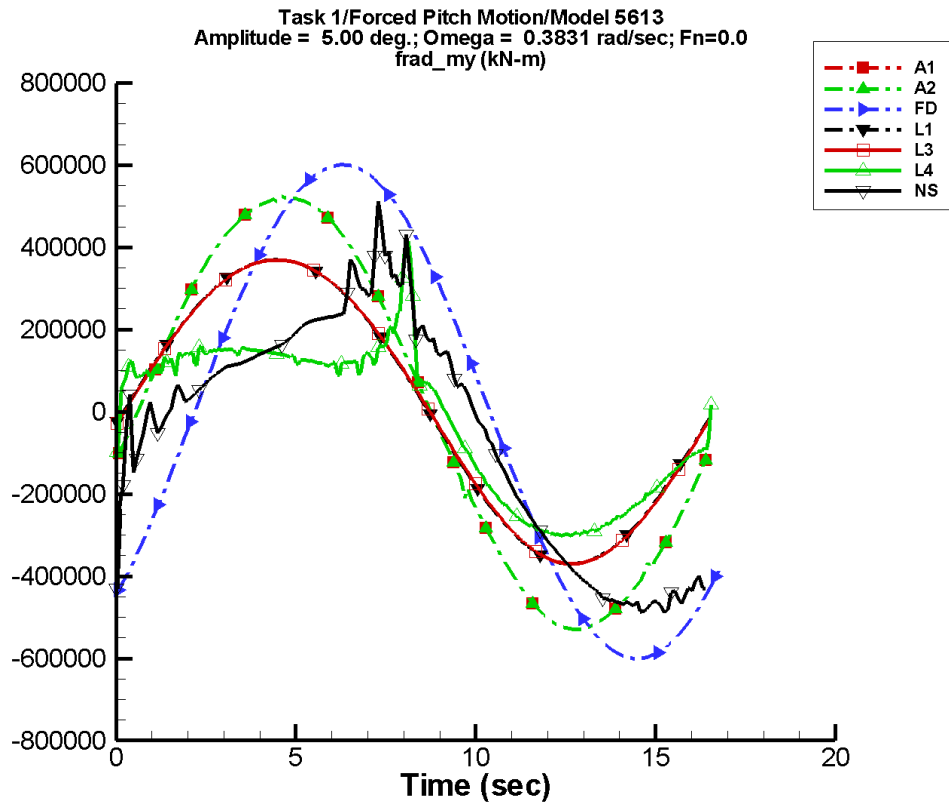
Table E-557. Coefficients of the Fourier fit $a_0 + a_1 \sin(\omega t + \Phi_1) + a_2 \sin(2\omega t + \Phi_2) + \dots$ of M_y^{rad} for one period at amplitude = 3.75 deg, frequency = 0.3831 rad/s, $F_n = 0.0$ in the case of prescribed pitch motion of Model 5613 scaled to $L = 154$ m.

Code	a_0 (kN-m)	a_1 (kN-m)	Φ_1 (deg)	a_2 (kN-m)	Φ_2 (deg)
A1	-213.	3.93E+05	-12	672.	25
A2	-213.	3.93E+05	-12	672.	25
FD	-3.99E-02	4.50E+05	-48	5.58E-02	-60
L1	5.68E+03	2.77E+05	-8	5.88E+03	78
L3	5.68E+03	2.77E+05	-8	5.97E+03	73
L4	-1.21E+04	1.92E+05	-11	5.78E+04	74
NF	—	—	—	—	—
NS	-3.51E+04	3.02E+05	-42	5.45E+04	44

Table E-558. Minimum and maximum of M_y^{rad} for one period at amplitude = 3.75 deg, frequency = 0.3831 rad/s, $F_n = 0.0$ in the case of prescribed pitch motion of Model 5613 scaled to $L = 154$ m.

Code	Unfiltered		Filtered	
	Minimum (kN-m)	Maximum (kN-m)	Minimum (kN-m)	Maximum (kN-m)
A1	-3.97E+05	3.92E+05	-3.95E+05	3.88E+05
A2	-3.97E+05	3.92E+05	-3.95E+05	3.88E+05
FD	-4.50E+05	4.50E+05	-4.50E+05	4.49E+05
L1	-2.78E+05	2.77E+05	-2.77E+05	2.77E+05
L3	-2.78E+05	2.77E+05	-2.77E+05	2.77E+05
L4	-2.40E+05	2.61E+05	-2.40E+05	2.09E+05
NF	—	—	—	—
NS	-3.80E+05	3.37E+05	-3.69E+05	2.80E+05

TASK 1/PITCH MOTION/MODEL 5613



Data identically zero, insufficient, or not available from NFA.

Figure E-280. Time history of M_y^{rad} for one period at amplitude = 5.00 deg, frequency = 0.3831 rad/s, $F_n = 0.0$ in the case of prescribed pitch motion of Model 5613 scaled to $L = 154$ m.

TASK 1/PITCH MOTION/MODEL 5613

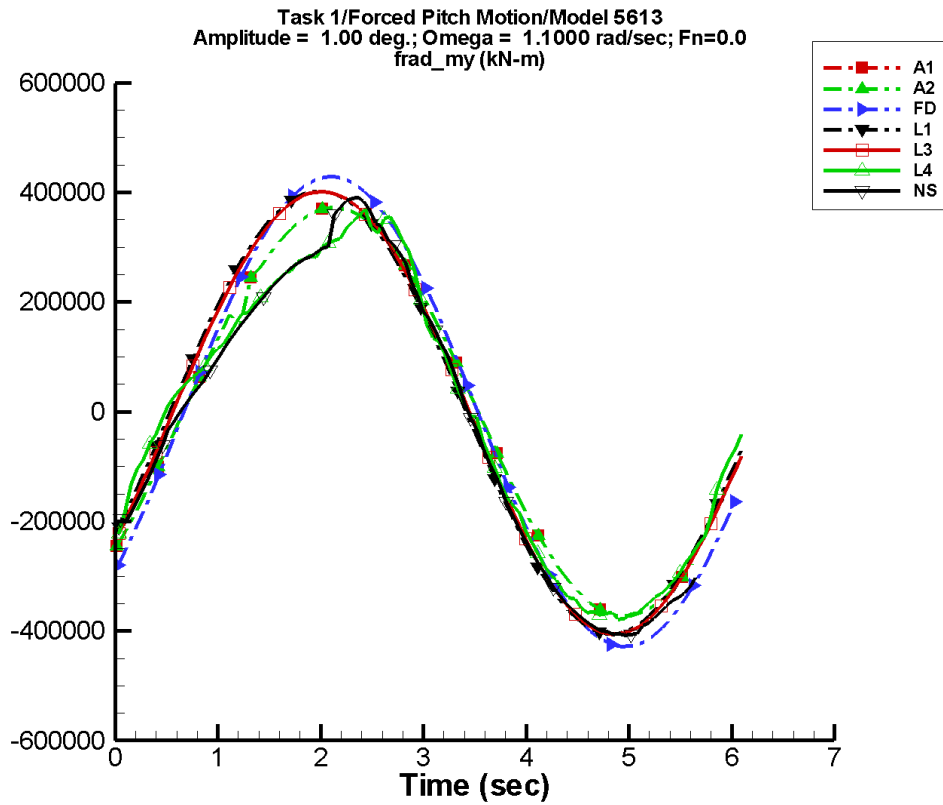
Table E-559. Coefficients of the Fourier fit $a_0 + a_1 \sin(\omega t + \Phi_1) + a_2 \sin(2\omega t + \Phi_2) + \dots$ of M_y^{rad} for one period at amplitude = 5.00 deg, frequency = 0.3831 rad/s, $F_n = 0.0$ in the case of prescribed pitch motion of Model 5613 scaled to $L = 154$ m.

Code	a_0 (kN-m)	a_1 (kN-m)	Φ_1 (deg)	a_2 (kN-m)	Φ_2 (deg)
A1	-284.	5.25E+05	-12	897.	25
A2	-284.	5.25E+05	-12	897.	25
FD	-3.88E-02	6.01E+05	-48	8.34E-02	-77
L1	1.01E+04	3.70E+05	-8	1.04E+04	78
L3	1.01E+04	3.70E+05	-8	1.06E+04	73
L4	-1.63E+04	2.35E+05	-13	8.34E+04	74
NF	—	—	—	—	—
NS	-4.90E+04	3.77E+05	-43	7.86E+04	45

Table E-560. Minimum and maximum of M_y^{rad} for one period at amplitude = 5.00 deg, frequency = 0.3831 rad/s, $F_n = 0.0$ in the case of prescribed pitch motion of Model 5613 scaled to $L = 154$ m.

Code	Unfiltered		Filtered	
	Minimum (kN-m)	Maximum (kN-m)	Minimum (kN-m)	Maximum (kN-m)
A1	-5.29E+05	5.24E+05	-5.27E+05	5.18E+05
A2	-5.29E+05	5.24E+05	-5.27E+05	5.18E+05
FD	-6.01E+05	6.01E+05	-6.00E+05	5.98E+05
L1	-3.70E+05	3.69E+05	-3.70E+05	3.69E+05
L3	-3.70E+05	3.69E+05	-3.70E+05	3.69E+05
L4	-3.01E+05	4.14E+05	-2.99E+05	3.21E+05
NF	—	—	—	—
NS	-4.88E+05	5.13E+05	-4.75E+05	3.82E+05

TASK 1/PITCH MOTION/MODEL 5613



Data identically zero, insufficient, or not available from NFA.

Figure E-281. Time history of M_y^{rad} for one period at amplitude = 1.00 deg, frequency = 1.1000 rad/s, $F_n = 0.0$ in the case of prescribed pitch motion of Model 5613 scaled to $L = 154$ m.

TASK 1/PITCH MOTION/MODEL 5613

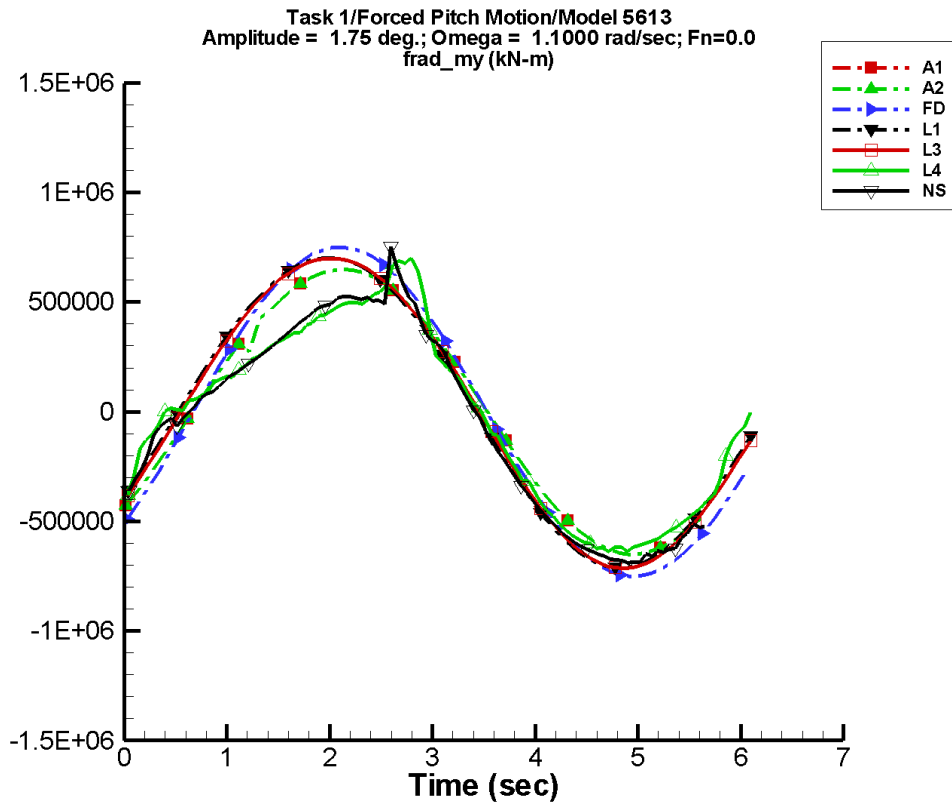
Table E-561. Coefficients of the Fourier fit $a_0 + a_1 \sin(\omega t + \Phi_1) + a_2 \sin(2\omega t + \Phi_2) + \dots$ of M_y^{rad} for one period at amplitude = 1.00 deg, frequency = 1.1000 rad/s, $F_n = 0.0$ in the case of prescribed pitch motion of Model 5613 scaled to $L = 154$ m.

Code	a_0 (kN-m)	a_1 (kN-m)	Φ_1 (deg)	a_2 (kN-m)	Φ_2 (deg)
A1	-465.	3.71E+05	-43	5.58E+03	81
A2	-465.	3.71E+05	-43	5.58E+03	81
FD	-1.16E-02	4.29E+05	-43	0.110	26
L1	1.87E+03	4.04E+05	-35	3.85E+03	42
L3	1.87E+03	4.04E+05	-37	4.46E+03	32
L4	-8.36E+03	3.54E+05	-40	4.90E+04	72
NF	—	—	—	—	—
NS	-2.68E+04	3.73E+05	-42	3.37E+04	82

Table E-562. Minimum and maximum of M_y^{rad} for one period at amplitude = 1.00 deg, frequency = 1.1000 rad/s, $F_n = 0.0$ in the case of prescribed pitch motion of Model 5613 scaled to $L = 154$ m.

Code	Unfiltered		Filtered	
	Minimum (kN-m)	Maximum (kN-m)	Minimum (kN-m)	Maximum (kN-m)
A1	-3.73E+05	3.72E+05	-3.62E+05	3.61E+05
A2	-3.73E+05	3.72E+05	-3.62E+05	3.61E+05
FD	-4.29E+05	4.29E+05	-4.15E+05	4.17E+05
L1	-4.06E+05	4.02E+05	-4.01E+05	3.98E+05
L3	-4.06E+05	4.01E+05	-4.01E+05	3.97E+05
L4	-3.79E+05	3.70E+05	-3.71E+05	3.49E+05
NF	—	—	—	—
NS	-4.08E+05	3.91E+05	-4.03E+05	3.72E+05

TASK 1/PITCH MOTION/MODEL 5613



Data identically zero, insufficient, or not available from NFA.

Figure E-282. Time history of M_y^{rad} for one period at amplitude = 1.75 deg, frequency = 1.1000 rad/s, $F_n = 0.0$ in the case of prescribed pitch motion of Model 5613 scaled to $L = 154$ m.

TASK 1/PITCH MOTION/MODEL 5613

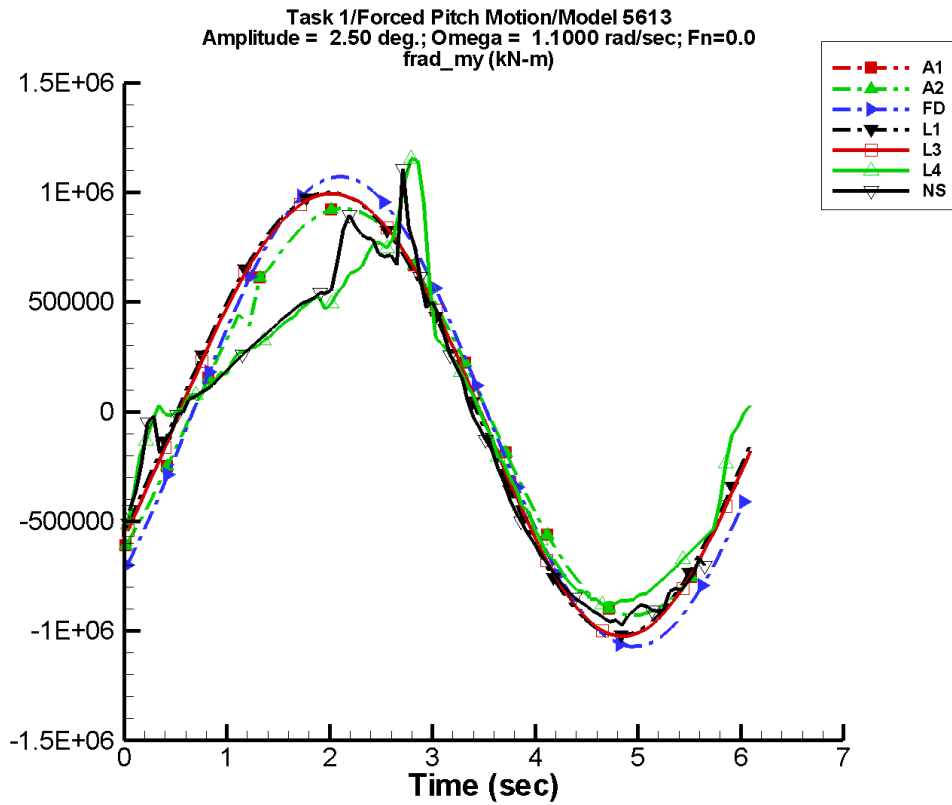
Table E-563. Coefficients of the Fourier fit $a_0 + a_1 \sin(\omega t + \Phi_1) + a_2 \sin(2\omega t + \Phi_2) + \dots$ of M_y^{rad} for one period at amplitude = 1.75 deg, frequency = 1.1000 rad/s, $F_n = 0.0$ in the case of prescribed pitch motion of Model 5613 scaled to $L = 154$ m.

Code	a_0 (kN-m)	a_1 (kN-m)	Φ_1 (deg)	a_2 (kN-m)	Φ_2 (deg)
A1	-810.	6.47E+05	-43	9.72E+03	81
A2	-810.	6.47E+05	-43	9.72E+03	81
FD	2.47E-02	7.51E+05	-43	0.146	5
L1	5.74E+03	7.07E+05	-35	1.18E+04	42
L3	5.74E+03	7.07E+05	-37	1.37E+04	32
L4	-1.76E+04	5.78E+05	-42	1.28E+05	73
NF	—	—	—	—	—
NS	-5.39E+04	6.07E+05	-41	8.30E+04	75

Table E-564. Minimum and maximum of M_y^{rad} for one period at amplitude = 1.75 deg, frequency = 1.1000 rad/s, $F_n = 0.0$ in the case of prescribed pitch motion of Model 5613 scaled to $L = 154$ m.

Code	Unfiltered		Filtered	
	Minimum (kN-m)	Maximum (kN-m)	Minimum (kN-m)	Maximum (kN-m)
A1	-6.50E+05	6.49E+05	-6.30E+05	6.29E+05
A2	-6.50E+05	6.49E+05	-6.30E+05	6.29E+05
FD	-7.50E+05	7.51E+05	-7.27E+05	7.29E+05
L1	-7.12E+05	7.02E+05	-7.04E+05	6.94E+05
L3	-7.14E+05	6.99E+05	-7.06E+05	6.92E+05
L4	-6.38E+05	7.03E+05	-6.23E+05	6.28E+05
NF	—	—	—	—
NS	-6.89E+05	7.55E+05	-6.76E+05	5.70E+05

TASK 1/PITCH MOTION/MODEL 5613



Data identically zero, insufficient, or not available from NFA.

Figure E-283. Time history of M_y^{rad} for one period at amplitude = 2.50 deg, frequency = 1.1000 rad/s, $F_n = 0.0$ in the case of prescribed pitch motion of Model 5613 scaled to $L = 154$ m.

TASK 1/PITCH MOTION/MODEL 5613

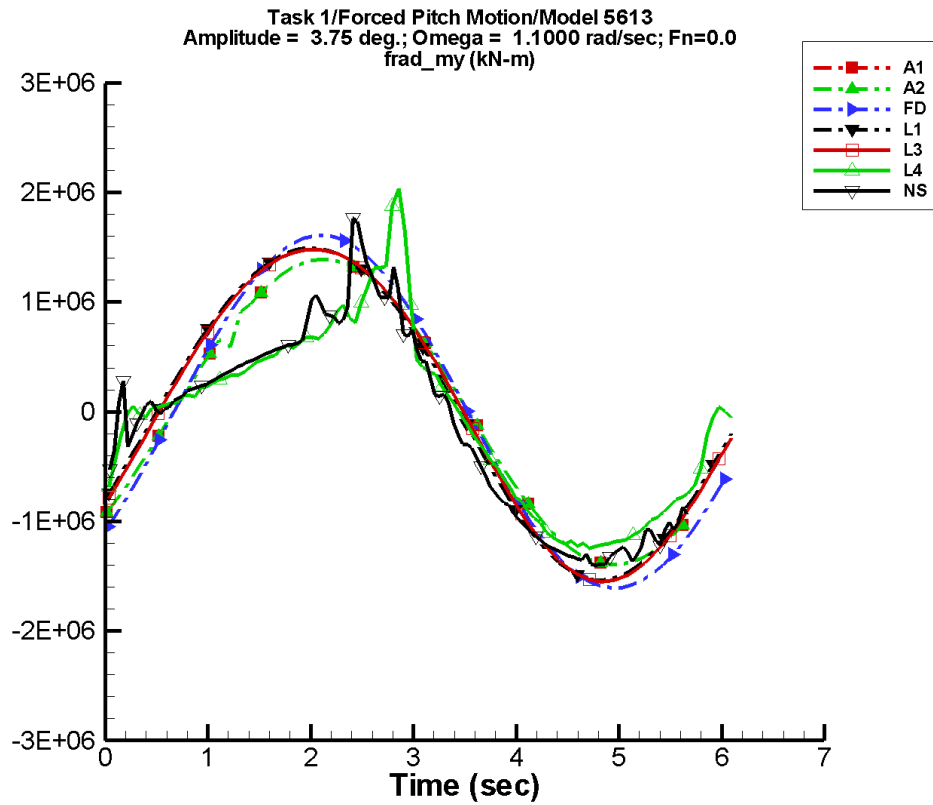
Table E-565. Coefficients of the Fourier fit $a_0 + a_1 \sin(\omega t + \Phi_1) + a_2 \sin(2\omega t + \Phi_2) + \dots$ of M_y^{rad} for one period at amplitude = 2.50 deg, frequency = 1.1000 rad/s, $F_n = 0.0$ in the case of prescribed pitch motion of Model 5613 scaled to $L = 154$ m.

Code	a_0 (kN-m)	a_1 (kN-m)	Φ_1 (deg)	a_2 (kN-m)	Φ_2 (deg)
A1	-1.16E+03	9.24E+05	-43	1.39E+04	81
A2	-1.16E+03	9.24E+05	-43	1.39E+04	81
FD	-3.90E-02	1.07E+06	-43	0.180	12
L1	1.17E+04	1.01E+06	-35	2.41E+04	42
L3	1.17E+04	1.01E+06	-37	2.79E+04	32
L4	-2.80E+04	7.82E+05	-43	2.23E+05	71
NF	—	—	—	—	—
NS	-7.95E+04	8.30E+05	-40	1.50E+05	78

Table E-566. Minimum and maximum of M_y^{rad} for one period at amplitude = 2.50 deg, frequency = 1.1000 rad/s, $F_n = 0.0$ in the case of prescribed pitch motion of Model 5613 scaled to $L = 154$ m.

Code	Unfiltered		Filtered	
	Minimum (kN-m)	Maximum (kN-m)	Minimum (kN-m)	Maximum (kN-m)
A1	-9.29E+05	9.27E+05	-9.01E+05	8.99E+05
A2	-9.29E+05	9.27E+05	-9.01E+05	8.99E+05
FD	-1.07E+06	1.07E+06	-1.04E+06	1.04E+06
L1	-1.02E+06	9.99E+05	-1.01E+06	9.89E+05
L3	-1.02E+06	9.94E+05	-1.01E+06	9.84E+05
L4	-8.78E+05	1.16E+06	-8.65E+05	1.03E+06
NF	—	—	—	—
NS	-9.79E+05	1.11E+06	-9.39E+05	7.95E+05

TASK 1/PITCH MOTION/MODEL 5613



Data identically zero, insufficient, or not available from NFA.

Figure E-284. Time history of M_y^{rad} for one period at amplitude = 3.75 deg, frequency = 1.1000 rad/s, $F_n = 0.0$ in the case of prescribed pitch motion of Model 5613 scaled to $L = 154$ m.

TASK 1/PITCH MOTION/MODEL 5613

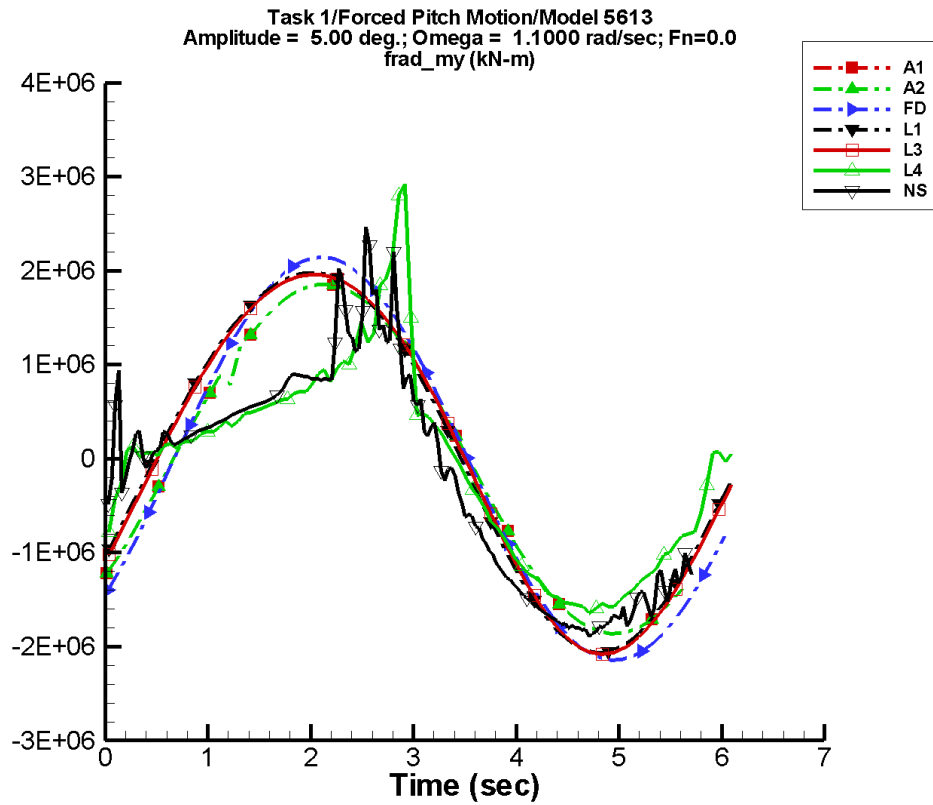
Table E-567. Coefficients of the Fourier fit $a_0 + a_1 \sin(\omega t + \Phi_1) + a_2 \sin(2\omega t + \Phi_2) + \dots$ of M_y^{rad} for one period at amplitude = 3.75 deg, frequency = 1.1000 rad/s, $F_n = 0.0$ in the case of prescribed pitch motion of Model 5613 scaled to $L = 154$ m.

Code	a_0 (kN-m)	a_1 (kN-m)	Φ_1 (deg)	a_2 (kN-m)	Φ_2 (deg)
A1	-1.74E+03	1.39E+06	-43	2.08E+04	81
A2	-1.74E+03	1.39E+06	-43	2.08E+04	81
FD	0.151	1.61E+06	-43	0.357	5
L1	2.64E+04	1.52E+06	-35	5.42E+04	41
L3	2.64E+04	1.51E+06	-37	6.27E+04	32
L4	-3.87E+04	1.08E+06	-44	3.88E+05	72
NF	—	—	—	—	—
NS	-1.26E+05	1.17E+06	-37	2.83E+05	83

Table E-568. Minimum and maximum of M_y^{rad} for one period at amplitude = 3.75 deg, frequency = 1.1000 rad/s, $F_n = 0.0$ in the case of prescribed pitch motion of Model 5613 scaled to $L = 154$ m.

Code	Unfiltered		Filtered	
	Minimum (kN-m)	Maximum (kN-m)	Minimum (kN-m)	Maximum (kN-m)
A1	-1.39E+06	1.39E+06	-1.35E+06	1.35E+06
A2	-1.39E+06	1.39E+06	-1.35E+06	1.35E+06
FD	-1.61E+06	1.61E+06	-1.56E+06	1.56E+06
L1	-1.54E+06	1.49E+06	-1.52E+06	1.48E+06
L3	-1.55E+06	1.48E+06	-1.53E+06	1.47E+06
L4	-1.25E+06	2.07E+06	-1.22E+06	1.80E+06
NF	—	—	—	—
NS	-1.41E+06	1.77E+06	-1.37E+06	1.33E+06

TASK 1/PITCH MOTION/MODEL 5613



Data identically zero, insufficient, or not available from NFA.

Figure E-285. Time history of M_y^{rad} for one period at amplitude = 5.00 deg, frequency = 1.1000 rad/s, $F_n = 0.0$ in the case of prescribed pitch motion of Model 5613 scaled to $L = 154$ m.

TASK 1/PITCH MOTION/MODEL 5613

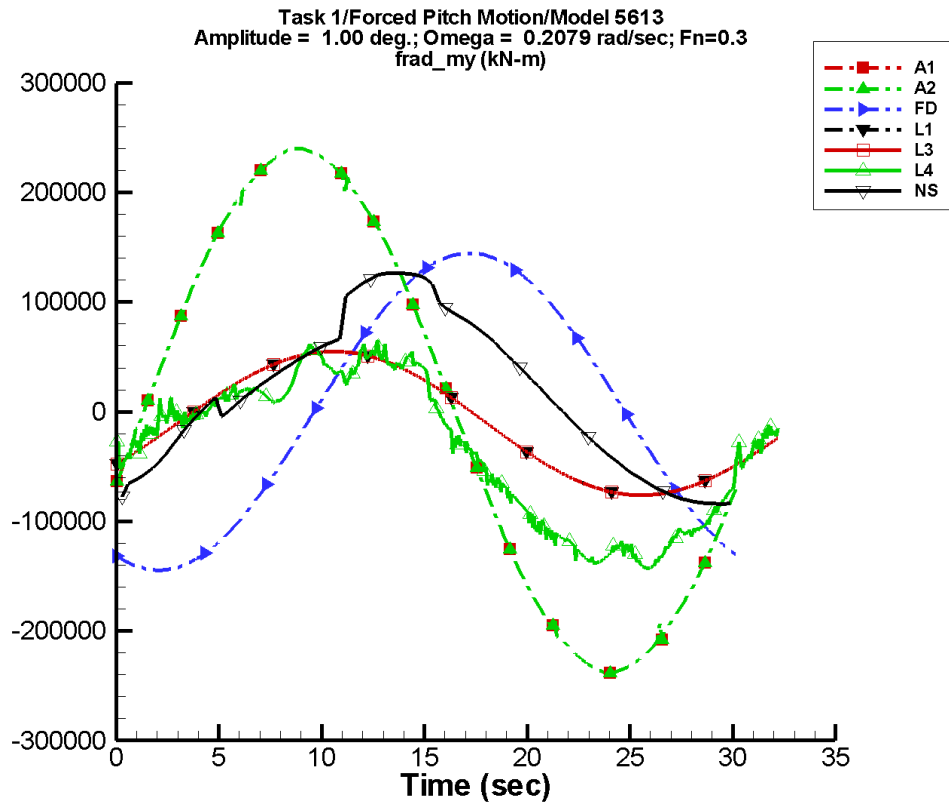
Table E-569. Coefficients of the Fourier fit $a_0 + a_1 \sin(\omega t + \Phi_1) + a_2 \sin(2\omega t + \Phi_2) + \dots$ of M_y^{rad} for one period at amplitude = 5.00 deg, frequency = 1.1000 rad/s, $F_n = 0.0$ in the case of prescribed pitch motion of Model 5613 scaled to $L = 154$ m.

Code	a_0 (kN-m)	a_1 (kN-m)	Φ_1 (deg)	a_2 (kN-m)	Φ_2 (deg)
A1	-2.32E+03	1.85E+06	-43	2.78E+04	81
A2	-2.32E+03	1.85E+06	-43	2.78E+04	81
FD	-7.88E-02	2.14E+06	-43	0.532	8
L1	4.69E+04	2.02E+06	-35	9.63E+04	41
L3	4.69E+04	2.02E+06	-37	1.11E+05	32
L4	-5.11E+04	1.35E+06	-43	5.65E+05	73
NF	—	—	—	—	—
NS	-1.94E+05	1.48E+06	-33	4.35E+05	84

Table E-570. Minimum and maximum of M_y^{rad} for one period at amplitude = 5.00 deg, frequency = 1.1000 rad/s, $F_n = 0.0$ in the case of prescribed pitch motion of Model 5613 scaled to $L = 154$ m.

Code	Unfiltered		Filtered	
	Minimum (kN-m)	Maximum (kN-m)	Minimum (kN-m)	Maximum (kN-m)
A1	-1.86E+06	1.86E+06	-1.80E+06	1.80E+06
A2	-1.86E+06	1.86E+06	-1.80E+06	1.80E+06
FD	-2.14E+06	2.14E+06	-2.08E+06	2.08E+06
L1	-2.06E+06	1.98E+06	-2.04E+06	1.96E+06
L3	-2.08E+06	1.96E+06	-2.05E+06	1.94E+06
L4	-1.64E+06	3.11E+06	-1.58E+06	2.73E+06
NF	—	—	—	—
NS	-1.91E+06	2.47E+06	-1.84E+06	1.71E+06

TASK 1/PITCH MOTION/MODEL 5613



Data identically zero, insufficient, or not available from NFA.

Figure E-286. Time history of M_y^{rad} for one period at amplitude = 1.00 deg, frequency = 0.2079 rad/s, $F_n = 0.3$ in the case of prescribed pitch motion of Model 5613 scaled to $L = 154$ m.

TASK 1/PITCH MOTION/MODEL 5613

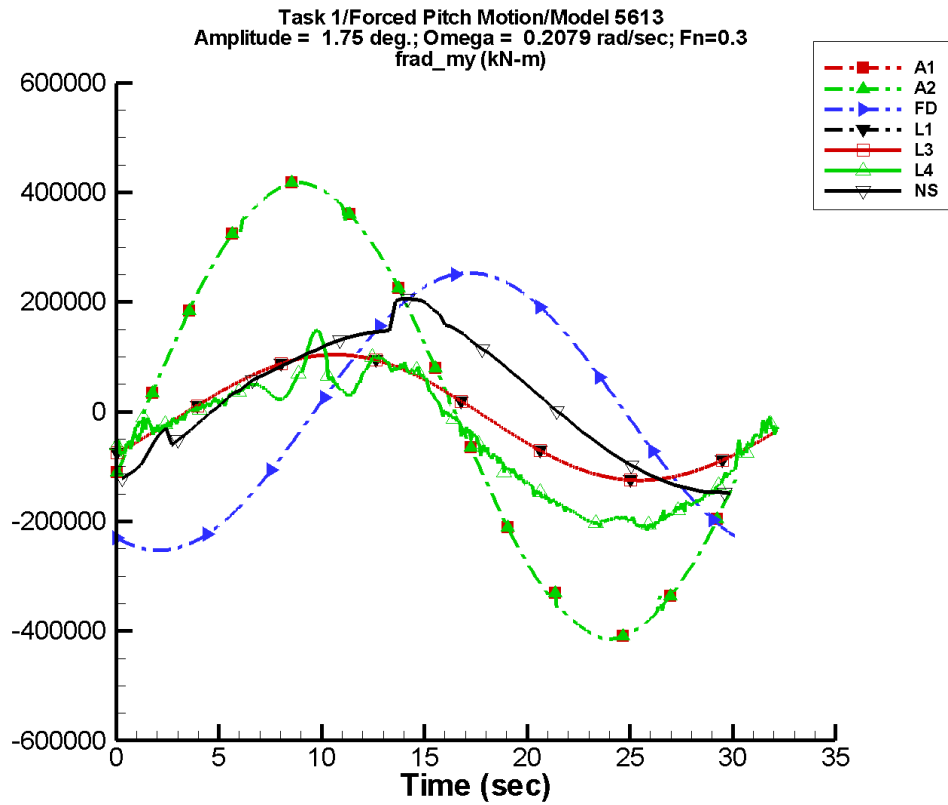
Table E-571. Coefficients of the Fourier fit $a_0 + a_1 \sin(\omega t + \Phi_1) + a_2 \sin(2\omega t + \Phi_2) + \dots$ of M_y^{rad} for one period at amplitude = 1.00 deg, frequency = 0.2079 rad/s, Fn = 0.3 in the case of prescribed pitch motion of Model 5613 scaled to L = 154 m.

Code	a_0 (kN-m)	a_1 (kN-m)	Φ_1 (deg)	a_2 (kN-m)	Φ_2 (deg)
A1	229.	2.37E+05	-16	446.	-150
A2	229.	2.37E+05	-16	446.	-150
FD	1.67E-03	1.45E+05	-115	1.09E-02	149
L1	-1.08E+04	6.55E+04	-35	604.	128
L3	-1.08E+04	6.55E+04	-35	599.	128
L4	-3.57E+04	8.99E+04	-24	1.93E+04	82
NF	—	—	—	—	—
NS	1.71E+04	9.59E+04	-72	9.40E+03	60

Table E-572. Minimum and maximum of M_y^{rad} for one period at amplitude = 1.00 deg, frequency = 0.2079 rad/s, Fn = 0.3 in the case of prescribed pitch motion of Model 5613 scaled to L = 154 m.

Code	Unfiltered		Filtered	
	Minimum (kN-m)	Maximum (kN-m)	Minimum (kN-m)	Maximum (kN-m)
A1	-2.38E+05	2.40E+05	-2.38E+05	2.40E+05
A2	-2.38E+05	2.40E+05	-2.38E+05	2.40E+05
FD	-1.45E+05	1.45E+05	-1.44E+05	1.44E+05
L1	-7.61E+04	5.49E+04	-7.61E+04	5.48E+04
L3	-7.61E+04	5.49E+04	-7.61E+04	5.48E+04
L4	-1.43E+05	6.49E+04	-1.42E+05	5.81E+04
NF	—	—	—	—
NS	-8.80E+04	1.37E+05	-8.69E+04	1.37E+05

TASK 1/PITCH MOTION/MODEL 5613



Data identically zero, insufficient, or not available from NFA.

Figure E-287. Time history of M_y^{rad} for one period at amplitude = 1.75 deg, frequency = 0.2079 rad/s, $F_n = 0.3$ in the case of prescribed pitch motion of Model 5613 scaled to $L = 154$ m.

TASK 1/PITCH MOTION/MODEL 5613

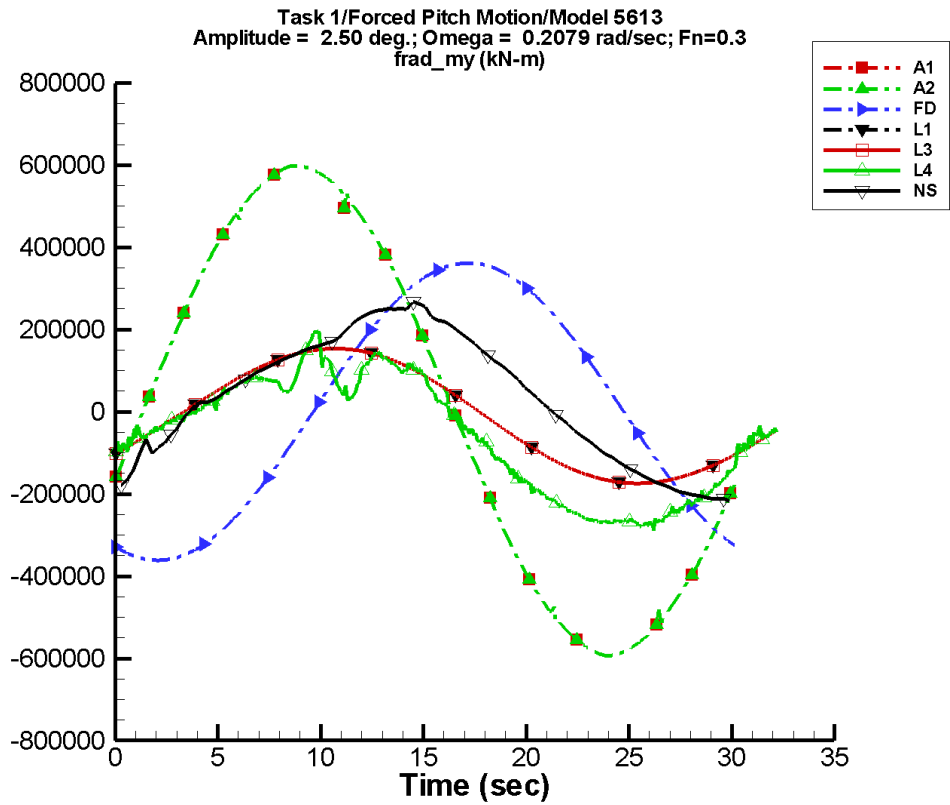
Table E-573. Coefficients of the Fourier fit $a_0 + a_1 \sin(\omega t + \Phi_1) + a_2 \sin(2\omega t + \Phi_2) + \dots$ of M_y^{rad} for one period at amplitude = 1.75 deg, frequency = 0.2079 rad/s, Fn = 0.3 in the case of prescribed pitch motion of Model 5613 scaled to L = 154 m.

Code	a_0 (kN-m)	a_1 (kN-m)	Φ_1 (deg)	a_2 (kN-m)	Φ_2 (deg)
A1	399.	4.13E+05	-16	777.	-150
A2	399.	4.13E+05	-16	777.	-150
FD	-1.89E-02	2.53E+05	-115	3.34E-02	-38
L1	-1.11E+04	1.15E+05	-35	1.85E+03	128
L3	-1.11E+04	1.15E+05	-35	1.85E+03	128
L4	-4.91E+04	1.42E+05	-26	2.53E+04	77
NF	—	—	—	—	—
NS	2.53E+04	1.56E+05	-69	1.50E+04	18

Table E-574. Minimum and maximum of M_y^{rad} for one period at amplitude = 1.75 deg, frequency = 0.2079 rad/s, Fn = 0.3 in the case of prescribed pitch motion of Model 5613 scaled to L = 154 m.

Code	Unfiltered		Filtered	
	Minimum (kN-m)	Maximum (kN-m)	Minimum (kN-m)	Maximum (kN-m)
A1	-4.15E+05	4.18E+05	-4.14E+05	4.18E+05
A2	-4.15E+05	4.18E+05	-4.14E+05	4.18E+05
FD	-2.53E+05	2.53E+05	-2.53E+05	2.53E+05
L1	-1.25E+05	1.04E+05	-1.25E+05	1.04E+05
L3	-1.25E+05	1.04E+05	-1.25E+05	1.04E+05
L4	-2.17E+05	1.48E+05	-2.10E+05	1.45E+05
NF	—	—	—	—
NS	-1.57E+05	2.22E+05	-1.54E+05	2.09E+05

TASK 1/PITCH MOTION/MODEL 5613



Data identically zero, insufficient, or not available from NFA.

Figure E-288. Time history of M_y^{rad} for one period at amplitude = 2.50 deg, frequency = 0.2079 rad/s, $F_n = 0.3$ in the case of prescribed pitch motion of Model 5613 scaled to $L = 154$ m.

TASK 1/PITCH MOTION/MODEL 5613

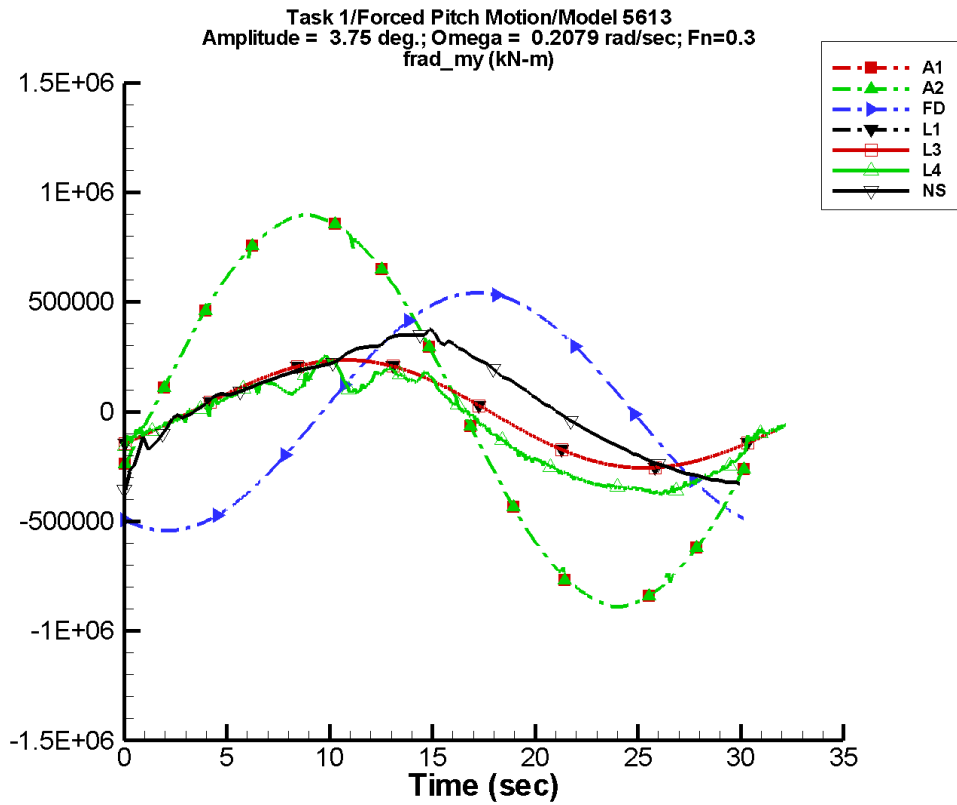
Table E-575. Coefficients of the Fourier fit $a_0 + a_1 \sin(\omega t + \Phi_1) + a_2 \sin(2\omega t + \Phi_2) + \dots$ of M_y^{rad} for one period at amplitude = 2.50 deg, frequency = 0.2079 rad/s, Fn = 0.3 in the case of prescribed pitch motion of Model 5613 scaled to L = 154 m.

Code	a_0 (kN-m)	a_1 (kN-m)	Φ_1 (deg)	a_2 (kN-m)	Φ_2 (deg)
A1	570.	5.90E+05	-16	1.11E+03	-150
A2	570.	5.90E+05	-16	1.11E+03	-150
FD	-2.63E-02	3.61E+05	-115	2.44E-02	17
L1	-1.16E+04	1.64E+05	-35	3.78E+03	128
L3	-1.16E+04	1.64E+05	-35	3.77E+03	128
L4	-6.13E+04	1.94E+05	-27	3.06E+04	73
NF	—	—	—	—	—
NS	3.73E+04	2.19E+05	-65	2.10E+04	10

Table E-576. Minimum and maximum of M_y^{rad} for one period at amplitude = 2.50 deg, frequency = 0.2079 rad/s, Fn = 0.3 in the case of prescribed pitch motion of Model 5613 scaled to L = 154 m.

Code	Unfiltered		Filtered	
	Minimum (kN-m)	Maximum (kN-m)	Minimum (kN-m)	Maximum (kN-m)
A1	-5.93E+05	5.98E+05	-5.92E+05	5.97E+05
A2	-5.93E+05	5.98E+05	-5.92E+05	5.97E+05
FD	-3.61E+05	3.61E+05	-3.61E+05	3.61E+05
L1	-1.74E+05	1.53E+05	-1.74E+05	1.53E+05
L3	-1.74E+05	1.53E+05	-1.74E+05	1.53E+05
L4	-2.89E+05	1.96E+05	-2.75E+05	1.86E+05
NF	—	—	—	—
NS	-2.31E+05	2.91E+05	-2.25E+05	2.85E+05

TASK 1/PITCH MOTION/MODEL 5613



Data identically zero, insufficient, or not available from NFA.

Figure E-289. Time history of M_y^{rad} for one period at amplitude = 3.75 deg, frequency = 0.2079 rad/s, $F_n = 0.3$ in the case of prescribed pitch motion of Model 5613 scaled to $L = 154$ m.

TASK 1/PITCH MOTION/MODEL 5613

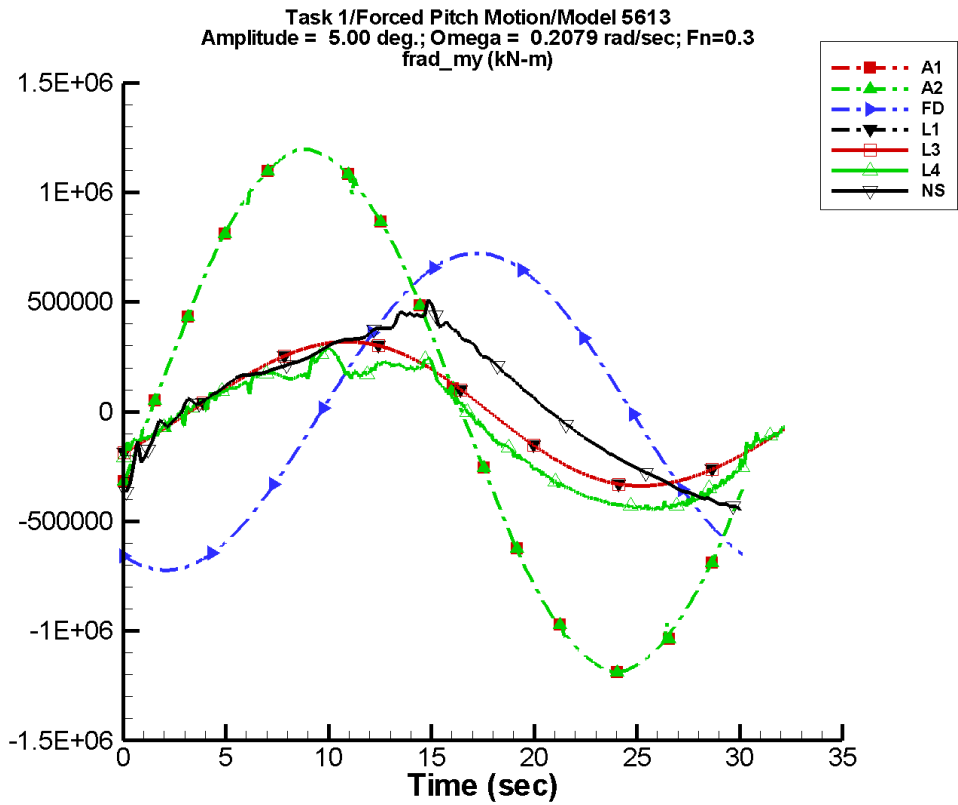
Table E-577. Coefficients of the Fourier fit $a_0 + a_1 \sin(\omega t + \Phi_1) + a_2 \sin(2\omega t + \Phi_2) + \dots$ of M_y^{rad} for one period at amplitude = 3.75 deg, frequency = 0.2079 rad/s, Fn = 0.3 in the case of prescribed pitch motion of Model 5613 scaled to L = 154 m.

Code	a_0 (kN-m)	a_1 (kN-m)	Φ_1 (deg)	a_2 (kN-m)	Φ_2 (deg)
A1	855.	8.85E+05	-16	1.67E+03	-150
A2	855.	8.85E+05	-16	1.67E+03	-150
FD	2.70E-02	5.42E+05	-115	5.52E-02	-144
L1	-1.26E+04	2.46E+05	-35	8.50E+03	128
L3	-1.27E+04	2.46E+05	-35	8.49E+03	128
L4	-7.24E+04	2.69E+05	-28	3.60E+04	66
NF	—	—	—	—	—
NS	4.90E+04	3.06E+05	-62	3.95E+04	8

Table E-578. Minimum and maximum of M_y^{rad} for one period at amplitude = 3.75 deg, frequency = 0.2079 rad/s, Fn = 0.3 in the case of prescribed pitch motion of Model 5613 scaled to L = 154 m.

Code	Unfiltered		Filtered	
	Minimum (kN-m)	Maximum (kN-m)	Minimum (kN-m)	Maximum (kN-m)
A1	-8.90E+05	8.97E+05	-8.88E+05	8.96E+05
A2	-8.90E+05	8.97E+05	-8.88E+05	8.96E+05
FD	-5.42E+05	5.42E+05	-5.42E+05	5.42E+05
L1	-2.56E+05	2.36E+05	-2.56E+05	2.36E+05
L3	-2.56E+05	2.36E+05	-2.56E+05	2.36E+05
L4	-3.76E+05	2.59E+05	-3.71E+05	2.44E+05
NF	—	—	—	—
NS	-3.57E+05	4.10E+05	-3.48E+05	4.02E+05

TASK 1/PITCH MOTION/MODEL 5613



Data identically zero, insufficient, or not available from NFA.

Figure E-290. Time history of M_y^{rad} for one period at amplitude = 5.00 deg, frequency = 0.2079 rad/s, $F_n = 0.3$ in the case of prescribed pitch motion of Model 5613 scaled to $L = 154$ m.

TASK 1/PITCH MOTION/MODEL 5613

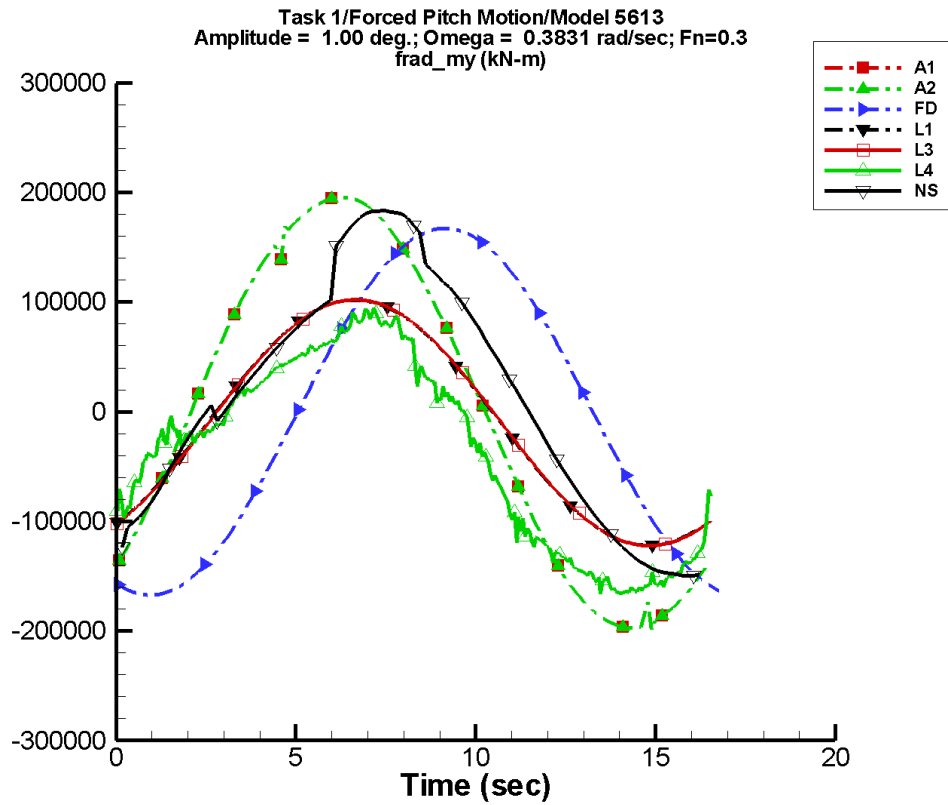
Table E-579. Coefficients of the Fourier fit $a_0 + a_1 \sin(\omega t + \Phi_1) + a_2 \sin(2\omega t + \Phi_2) + \dots$ of M_y^{rad} for one period at amplitude = 5.00 deg, frequency = 0.2079 rad/s, Fn = 0.3 in the case of prescribed pitch motion of Model 5613 scaled to L = 154 m.

Code	a_0 (kN-m)	a_1 (kN-m)	Φ_1 (deg)	a_2 (kN-m)	Φ_2 (deg)
A1	1.14E+03	1.18E+06	-16	2.22E+03	-150
A2	1.14E+03	1.18E+06	-16	2.22E+03	-150
FD	-5.71E-02	7.23E+05	-115	7.48E-02	2
L1	-1.42E+04	3.27E+05	-35	1.51E+04	128
L3	-1.42E+04	3.27E+05	-35	1.51E+04	128
L4	-8.09E+04	3.37E+05	-29	4.36E+04	58
NF	—	—	—	—	—
NS	5.83E+04	3.83E+05	-59	5.73E+04	6

Table E-580. Minimum and maximum of M_y^{rad} for one period at amplitude = 5.00 deg, frequency = 0.2079 rad/s, Fn = 0.3 in the case of prescribed pitch motion of Model 5613 scaled to L = 154 m.

Code	Unfiltered		Filtered	
	Minimum (kN-m)	Maximum (kN-m)	Minimum (kN-m)	Maximum (kN-m)
A1	-1.19E+06	1.20E+06	-1.19E+06	1.20E+06
A2	-1.19E+06	1.20E+06	-1.19E+06	1.20E+06
FD	-7.23E+05	7.23E+05	-7.22E+05	7.22E+05
L1	-3.38E+05	3.19E+05	-3.38E+05	3.19E+05
L3	-3.38E+05	3.19E+05	-3.38E+05	3.19E+05
L4	-4.48E+05	2.93E+05	-4.43E+05	2.85E+05
NF	—	—	—	—
NS	-4.90E+05	5.47E+05	-4.68E+05	4.79E+05

TASK 1/PITCH MOTION/MODEL 5613



Data identically zero, insufficient, or not available from NFA.

Figure E-291. Time history of M_y^{rad} for one period at amplitude = 1.00 deg, frequency = 0.3831 rad/s, $F_n = 0.3$ in the case of prescribed pitch motion of Model 5613 scaled to $L = 154$ m.

TASK 1/PITCH MOTION/MODEL 5613

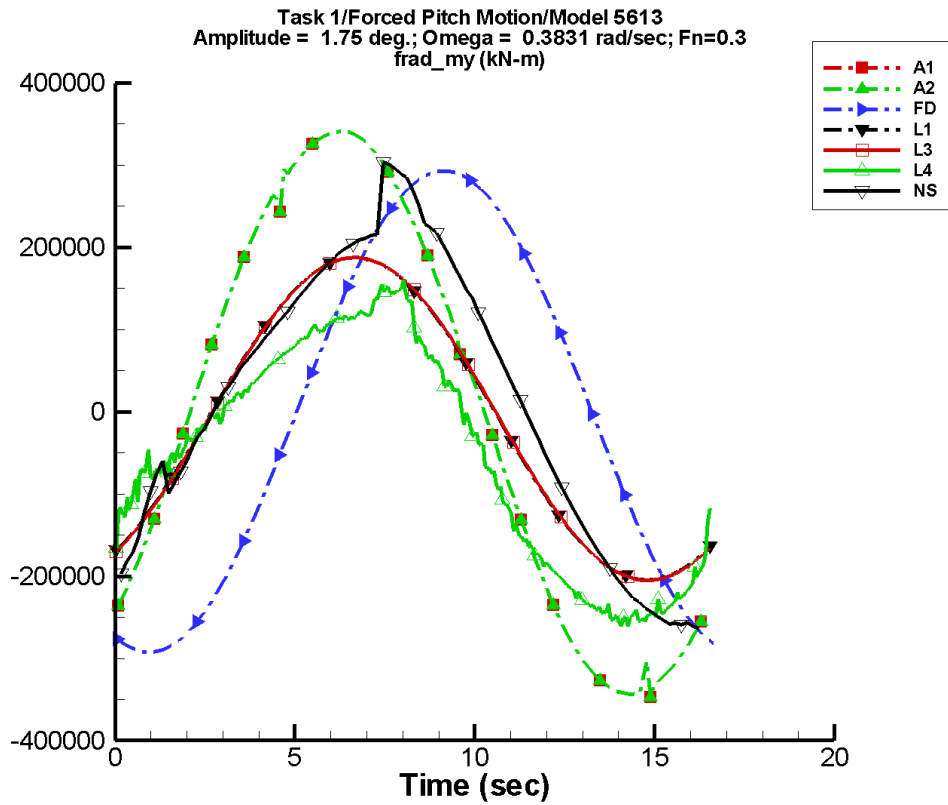
Table E-581. Coefficients of the Fourier fit $a_0 + a_1 \sin(\omega t + \Phi_1) + a_2 \sin(2\omega t + \Phi_2) + \dots$ of M_y^{rad} for one period at amplitude = 1.00 deg, frequency = 0.3831 rad/s, $F_n = 0.3$ in the case of prescribed pitch motion of Model 5613 scaled to $L = 154$ m.

Code	a_0 (kN-m)	a_1 (kN-m)	Φ_1 (deg)	a_2 (kN-m)	Φ_2 (deg)
A1	-1.07E+03	1.96E+05	-45	300.	26
A2	-1.07E+03	1.96E+05	-45	300.	26
FD	4.84E-03	1.67E+05	-111	7.42E-03	-79
L1	-1.07E+04	1.12E+05	-55	728.	129
L3	-1.07E+04	1.12E+05	-56	674.	129
L4	-3.64E+04	1.14E+05	-41	1.96E+04	74
NF	—	—	—	—	—
NS	1.17E+04	1.48E+05	-70	1.37E+04	55

Table E-582. Minimum and maximum of M_y^{rad} for one period at amplitude = 1.00 deg, frequency = 0.3831 rad/s, $F_n = 0.3$ in the case of prescribed pitch motion of Model 5613 scaled to $L = 154$ m.

Code	Unfiltered		Filtered	
	Minimum (kN-m)	Maximum (kN-m)	Minimum (kN-m)	Maximum (kN-m)
A1	-1.99E+05	1.96E+05	-1.95E+05	1.95E+05
A2	-1.99E+05	1.96E+05	-1.95E+05	1.95E+05
FD	-1.67E+05	1.67E+05	-1.67E+05	1.67E+05
L1	-1.22E+05	1.02E+05	-1.22E+05	1.02E+05
L3	-1.22E+05	1.02E+05	-1.22E+05	1.02E+05
L4	-1.66E+05	9.61E+04	-1.64E+05	8.92E+04
NF	—	—	—	—
NS	-1.50E+05	1.89E+05	-1.48E+05	1.88E+05

TASK 1/PITCH MOTION/MODEL 5613



Data identically zero, insufficient, or not available from NFA.

Figure E-292. Time history of M_y^{rad} for one period at amplitude = 1.75 deg, frequency = 0.3831 rad/s, $F_n = 0.3$ in the case of prescribed pitch motion of Model 5613 scaled to $L = 154$ m.

TASK 1/PITCH MOTION/MODEL 5613

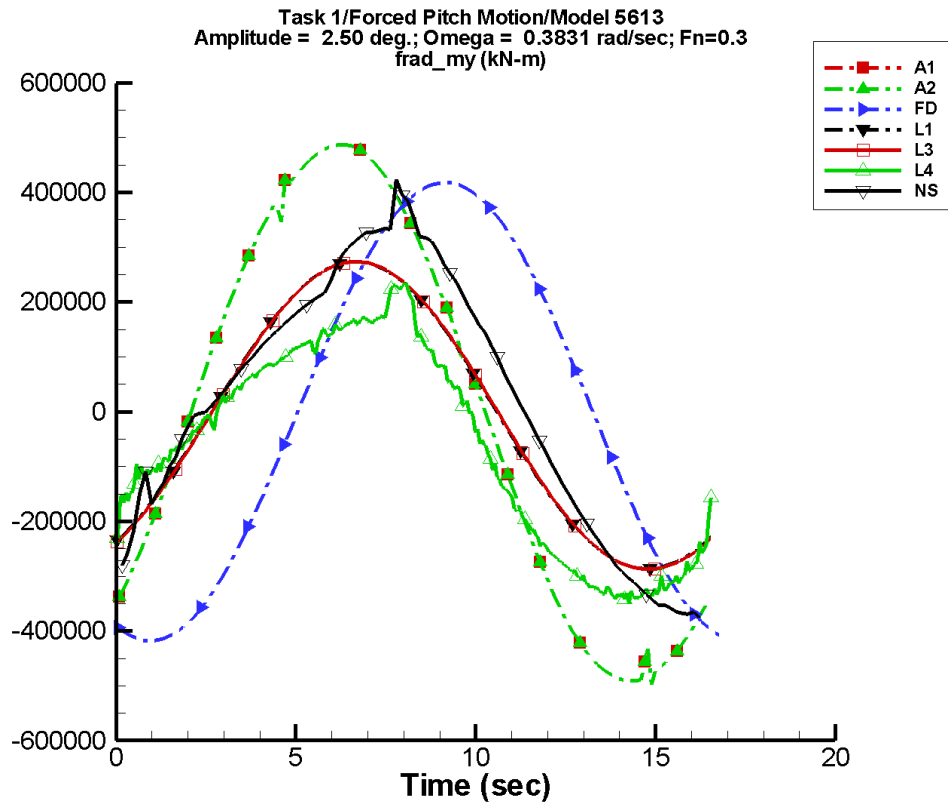
Table E-583. Coefficients of the Fourier fit $a_0 + a_1 \sin(\omega t + \Phi_1) + a_2 \sin(2\omega t + \Phi_2) + \dots$ of M_y^{rad} for one period at amplitude = 1.75 deg, frequency = 0.3831 rad/s, Fn = 0.3 in the case of prescribed pitch motion of Model 5613 scaled to L = 154 m.

Code	a_0 (kN-m)	a_1 (kN-m)	Φ_1 (deg)	a_2 (kN-m)	Φ_2 (deg)
A1	-1.87E+03	3.42E+05	-45	524.	26
A2	-1.87E+03	3.42E+05	-45	524.	26
FD	1.98E-02	2.93E+05	-111	1.57E-02	7
L1	-1.06E+04	1.96E+05	-55	2.23E+03	129
L3	-1.06E+04	1.96E+05	-56	2.07E+03	129
L4	-5.21E+04	1.82E+05	-44	3.30E+04	69
NF	—	—	—	—	—
NS	1.28E+04	2.36E+05	-69	2.73E+04	22

Table E-584. Minimum and maximum of M_y^{rad} for one period at amplitude = 1.75 deg, frequency = 0.3831 rad/s, Fn = 0.3 in the case of prescribed pitch motion of Model 5613 scaled to L = 154 m.

Code	Unfiltered		Filtered	
	Minimum (kN-m)	Maximum (kN-m)	Minimum (kN-m)	Maximum (kN-m)
A1	-3.48E+05	3.41E+05	-3.40E+05	3.40E+05
A2	-3.48E+05	3.41E+05	-3.40E+05	3.40E+05
FD	-2.93E+05	2.93E+05	-2.92E+05	2.92E+05
L1	-2.05E+05	1.87E+05	-2.04E+05	1.87E+05
L3	-2.05E+05	1.87E+05	-2.05E+05	1.87E+05
L4	-2.61E+05	1.61E+05	-2.53E+05	1.53E+05
NF	—	—	—	—
NS	-2.64E+05	3.11E+05	-2.58E+05	2.82E+05

TASK 1/PITCH MOTION/MODEL 5613



Data identically zero, insufficient, or not available from NFA.

Figure E-293. Time history of M_y^{rad} for one period at amplitude = 2.50 deg, frequency = 0.3831 rad/s, $F_n = 0.3$ in the case of prescribed pitch motion of Model 5613 scaled to $L = 154$ m.

TASK 1/PITCH MOTION/MODEL 5613

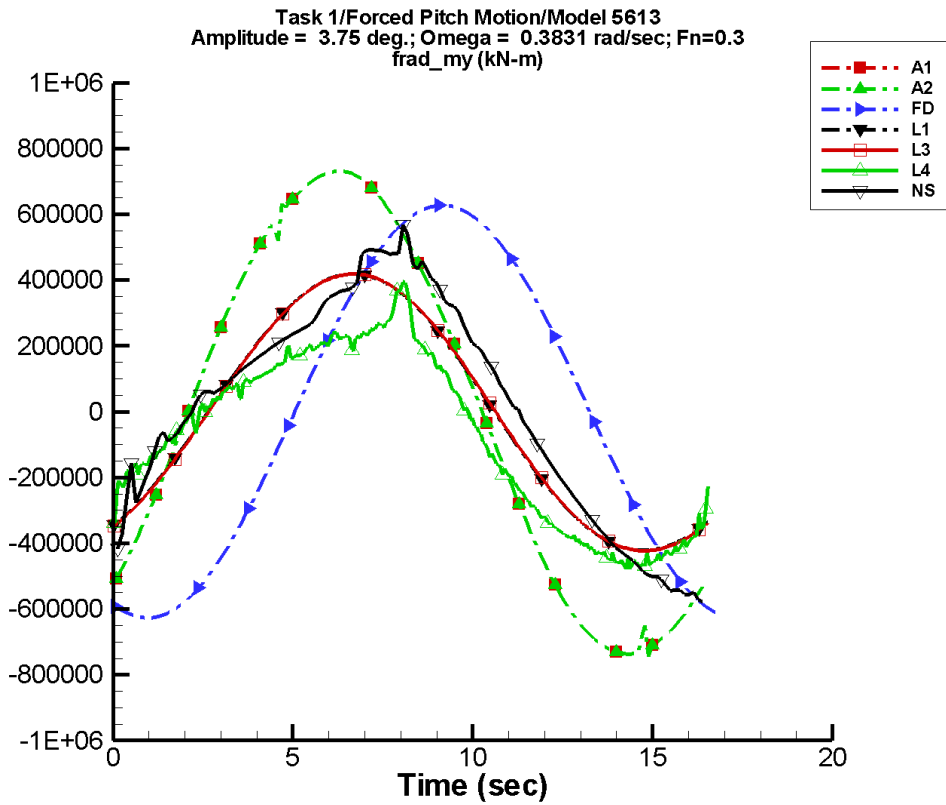
Table E–585. Coefficients of the Fourier fit $a_0 + a_1 \sin(\omega t + \Phi_1) + a_2 \sin(2\omega t + \Phi_2) + \dots$ of M_y^{rad} for one period at amplitude = 2.50 deg, frequency = 0.3831 rad/s, $F_n = 0.3$ in the case of prescribed pitch motion of Model 5613 scaled to $L = 154$ m.

Code	a_0 (kN-m)	a_1 (kN-m)	Φ_1 (deg)	a_2 (kN-m)	Φ_2 (deg)
A1	-2.67E+03	4.88E+05	-45	749.	26
A2	-2.67E+03	4.88E+05	-45	749.	26
FD	2.60E-02	4.18E+05	-111	4.46E-02	14
L1	-1.05E+04	2.80E+05	-55	4.55E+03	129
L3	-1.05E+04	2.80E+05	-56	4.22E+03	129
L4	-6.48E+04	2.50E+05	-45	4.60E+04	64
NF	—	—	—	—	—
NS	1.79E+04	3.24E+05	-67	4.18E+04	17

Table E–586. Minimum and maximum of M_y^{rad} for one period at amplitude = 2.50 deg, frequency = 0.3831 rad/s, $F_n = 0.3$ in the case of prescribed pitch motion of Model 5613 scaled to $L = 154$ m.

Code	Unfiltered		Filtered	
	Minimum (kN-m)	Maximum (kN-m)	Minimum (kN-m)	Maximum (kN-m)
A1	-4.97E+05	4.87E+05	-4.87E+05	4.85E+05
A2	-4.97E+05	4.87E+05	-4.87E+05	4.85E+05
FD	-4.18E+05	4.18E+05	-4.17E+05	4.17E+05
L1	-2.87E+05	2.73E+05	-2.86E+05	2.73E+05
L3	-2.87E+05	2.74E+05	-2.87E+05	2.73E+05
L4	-3.49E+05	2.35E+05	-3.37E+05	2.30E+05
NF	—	—	—	—
NS	-3.76E+05	4.33E+05	-3.66E+05	3.72E+05

TASK 1/PITCH MOTION/MODEL 5613



Data identically zero, insufficient, or not available from NFA.

Figure E-294. Time history of M_y^{rad} for one period at amplitude = 3.75 deg, frequency = 0.3831 rad/s, $F_n = 0.3$ in the case of prescribed pitch motion of Model 5613 scaled to $L = 154$ m.

TASK 1/PITCH MOTION/MODEL 5613

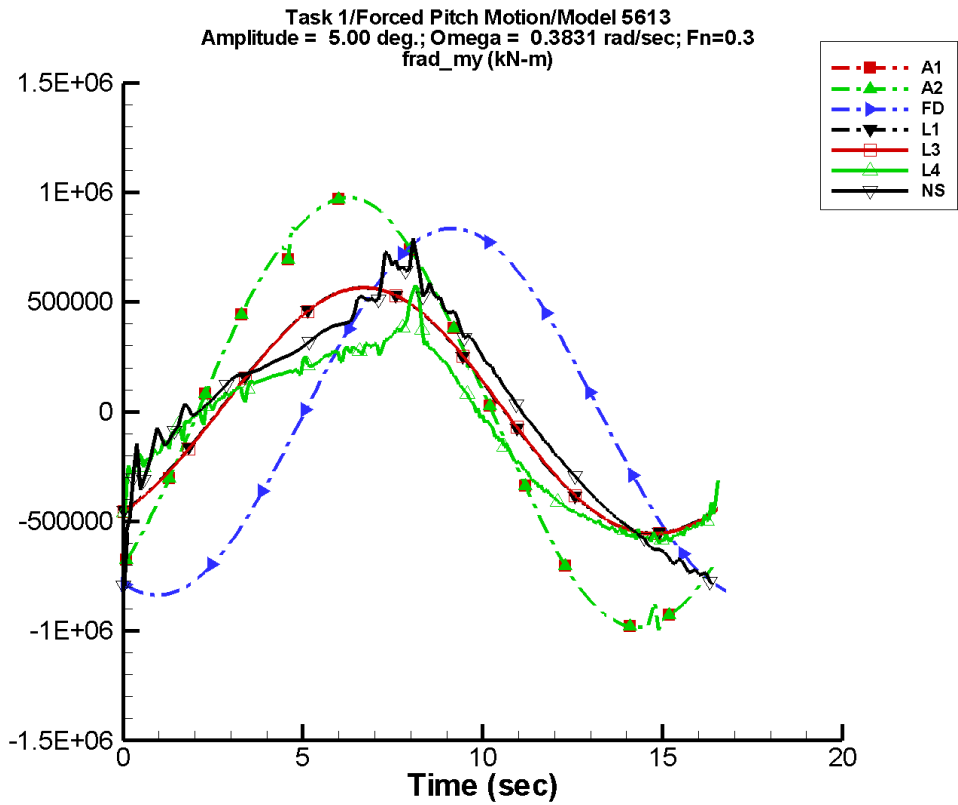
Table E-587. Coefficients of the Fourier fit $a_0 + a_1 \sin(\omega t + \Phi_1) + a_2 \sin(2\omega t + \Phi_2) + \dots$ of M_y^{rad} for one period at amplitude = 3.75 deg, frequency = 0.3831 rad/s, Fn = 0.3 in the case of prescribed pitch motion of Model 5613 scaled to L = 154 m.

Code	a_0 (kN-m)	a_1 (kN-m)	Φ_1 (deg)	a_2 (kN-m)	Φ_2 (deg)
A1	-4.00E+03	7.33E+05	-45	1.12E+03	26
A2	-4.00E+03	7.33E+05	-45	1.12E+03	26
FD	5.18E-02	6.27E+05	-111	3.75E-02	-179
L1	-1.03E+04	4.20E+05	-55	1.02E+04	129
L3	-1.03E+04	4.21E+05	-56	9.49E+03	129
L4	-7.56E+04	3.49E+05	-46	6.32E+04	58
NF	—	—	—	—	—
NS	1.98E+04	4.50E+05	-64	7.20E+04	14

Table E-588. Minimum and maximum of M_y^{rad} for one period at amplitude = 3.75 deg, frequency = 0.3831 rad/s, Fn = 0.3 in the case of prescribed pitch motion of Model 5613 scaled to L = 154 m.

Code	Unfiltered		Filtered	
	Minimum (kN-m)	Maximum (kN-m)	Minimum (kN-m)	Maximum (kN-m)
A1	-7.45E+05	7.31E+05	-7.30E+05	7.28E+05
A2	-7.45E+05	7.31E+05	-7.30E+05	7.28E+05
FD	-6.27E+05	6.27E+05	-6.25E+05	6.25E+05
L1	-4.21E+05	4.18E+05	-4.21E+05	4.18E+05
L3	-4.23E+05	4.19E+05	-4.22E+05	4.18E+05
L4	-4.78E+05	3.96E+05	-4.64E+05	3.59E+05
NF	—	—	—	—
NS	-5.80E+05	5.77E+05	-5.50E+05	5.21E+05

TASK 1/PITCH MOTION/MODEL 5613



Data identically zero, insufficient, or not available from NFA.

Figure E-295. Time history of M_y^{rad} for one period at amplitude = 5.00 deg, frequency = 0.3831 rad/s, $F_n = 0.3$ in the case of prescribed pitch motion of Model 5613 scaled to $L = 154$ m.

TASK 1/PITCH MOTION/MODEL 5613

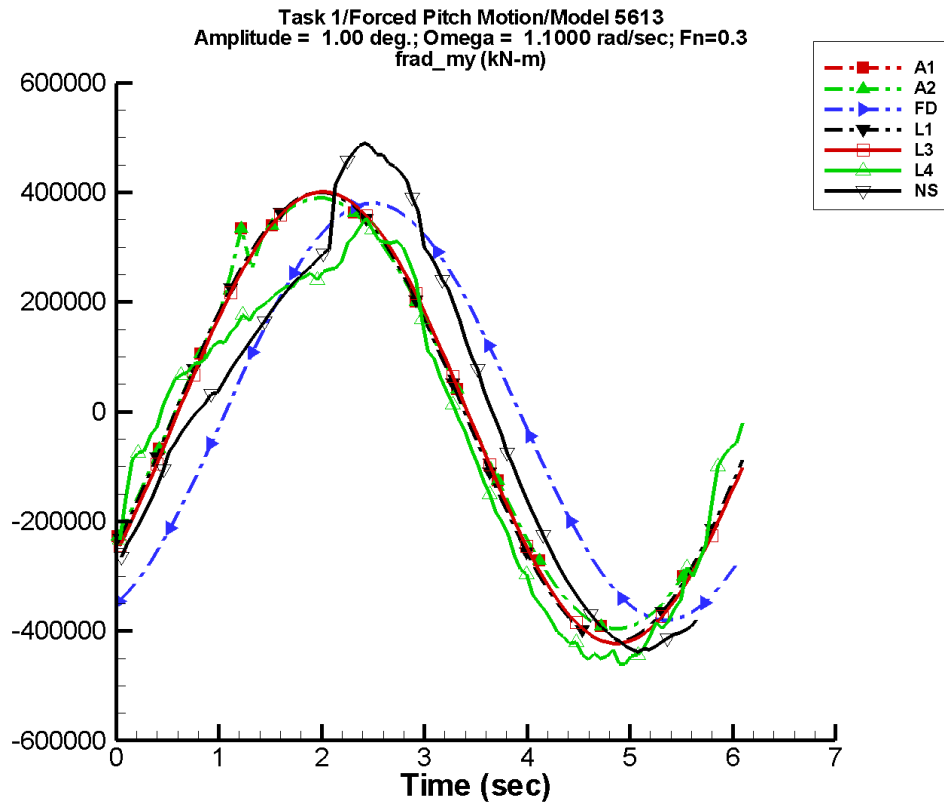
Table E-589. Coefficients of the Fourier fit $a_0 + a_1 \sin(\omega t + \Phi_1) + a_2 \sin(2\omega t + \Phi_2) + \dots$ of M_y^{rad} for one period at amplitude = 5.00 deg, frequency = 0.3831 rad/s, Fn = 0.3 in the case of prescribed pitch motion of Model 5613 scaled to L = 154 m.

Code	a_0 (kN-m)	a_1 (kN-m)	Φ_1 (deg)	a_2 (kN-m)	Φ_2 (deg)
A1	-5.34E+03	9.78E+05	-45	1.50E+03	26
A2	-5.34E+03	9.78E+05	-45	1.50E+03	26
FD	5.18E-02	8.36E+05	-111	8.81E-02	9
L1	-1.01E+04	5.60E+05	-55	1.82E+04	129
L3	-1.01E+04	5.61E+05	-56	1.69E+04	129
L4	-8.49E+04	4.43E+05	-46	8.68E+04	51
NF	—	—	—	—	—
NS	2.45E+04	5.67E+05	-62	1.00E+05	16

Table E-590. Minimum and maximum of M_y^{rad} for one period at amplitude = 5.00 deg, frequency = 0.3831 rad/s, Fn = 0.3 in the case of prescribed pitch motion of Model 5613 scaled to L = 154 m.

Code	Unfiltered		Filtered	
	Minimum (kN-m)	Maximum (kN-m)	Minimum (kN-m)	Maximum (kN-m)
A1	-9.95E+05	9.76E+05	-9.75E+05	9.72E+05
A2	-9.95E+05	9.76E+05	-9.75E+05	9.72E+05
FD	-8.36E+05	8.36E+05	-8.33E+05	8.33E+05
L1	-5.54E+05	5.66E+05	-5.54E+05	5.65E+05
L3	-5.56E+05	5.66E+05	-5.56E+05	5.65E+05
L4	-6.01E+05	5.85E+05	-5.80E+05	4.94E+05
NF	—	—	—	—
NS	-7.92E+05	8.11E+05	-7.39E+05	6.97E+05

TASK 1/PITCH MOTION/MODEL 5613



Data identically zero, insufficient, or not available from NFA.

Figure E-296. Time history of M_y^{rad} for one period at amplitude = 1.00 deg, frequency = 1.1000 rad/s, $F_n = 0.3$ in the case of prescribed pitch motion of Model 5613 scaled to $L = 154$ m.

TASK 1/PITCH MOTION/MODEL 5613

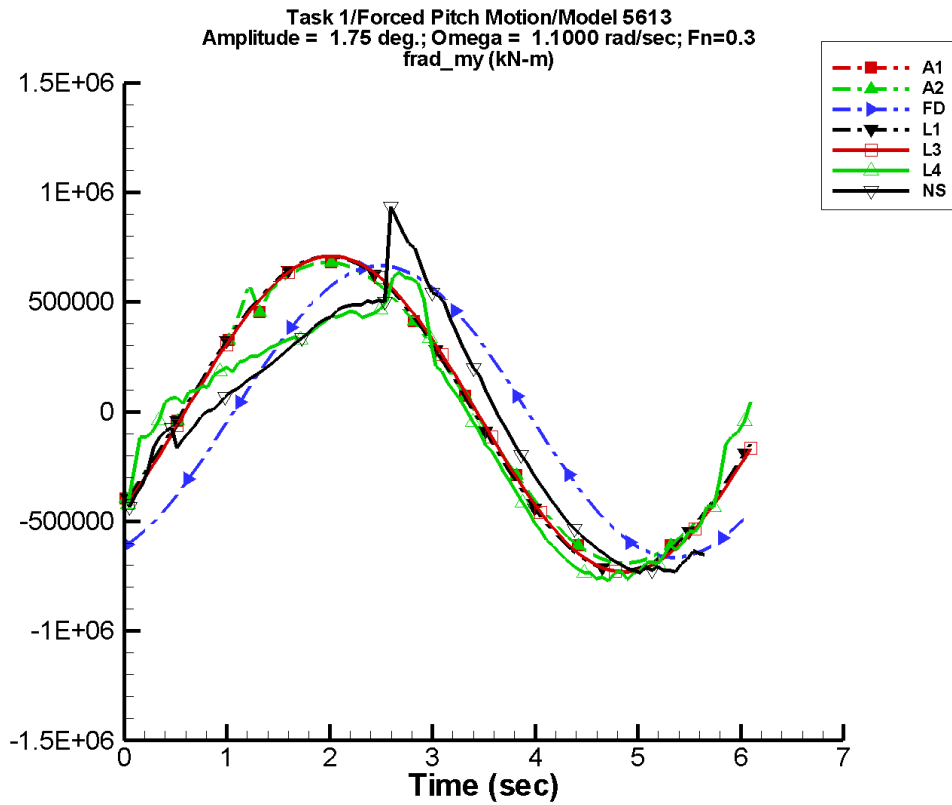
Table E-591. Coefficients of the Fourier fit $a_0 + a_1 \sin(\omega t + \Phi_1) + a_2 \sin(2\omega t + \Phi_2) + \dots$ of M_y^{rad} for one period at amplitude = 1.00 deg, frequency = 1.1000 rad/s, Fn = 0.3 in the case of prescribed pitch motion of Model 5613 scaled to L = 154 m.

Code	a_0 (kN-m)	a_1 (kN-m)	Φ_1 (deg)	a_2 (kN-m)	Φ_2 (deg)
A1	-1.89E+03	3.94E+05	-35	6.05E+03	-47
A2	-1.89E+03	3.94E+05	-35	6.05E+03	-47
FD	8.02E-03	3.81E+05	-67	0.128	-19
L1	-1.03E+04	4.10E+05	-35	836.	111
L3	-1.03E+04	4.12E+05	-37	599.	31
L4	-4.50E+04	3.77E+05	-34	7.33E+04	65
NF	—	—	—	—	—
NS	-7.19E+03	4.12E+05	-55	5.62E+04	73

Table E-592. Minimum and maximum of M_y^{rad} for one period at amplitude = 1.00 deg, frequency = 1.1000 rad/s, Fn = 0.3 in the case of prescribed pitch motion of Model 5613 scaled to L = 154 m.

Code	Unfiltered		Filtered	
	Minimum (kN-m)	Maximum (kN-m)	Minimum (kN-m)	Maximum (kN-m)
A1	-3.96E+05	3.90E+05	-3.84E+05	3.77E+05
A2	-3.96E+05	3.90E+05	-3.84E+05	3.77E+05
FD	-3.80E+05	3.80E+05	-3.69E+05	3.69E+05
L1	-4.21E+05	4.00E+05	-4.16E+05	3.95E+05
L3	-4.23E+05	4.01E+05	-4.18E+05	3.96E+05
L4	-4.61E+05	3.54E+05	-4.49E+05	3.25E+05
NF	—	—	—	—
NS	-4.39E+05	4.93E+05	-4.29E+05	4.79E+05

TASK 1/PITCH MOTION/MODEL 5613



Data identically zero, insufficient, or not available from NFA.

Figure E-297. Time history of M_y^{rad} for one period at amplitude = 1.75 deg, frequency = 1.1000 rad/s, $F_n = 0.3$ in the case of prescribed pitch motion of Model 5613 scaled to $L = 154$ m.

TASK 1/PITCH MOTION/MODEL 5613

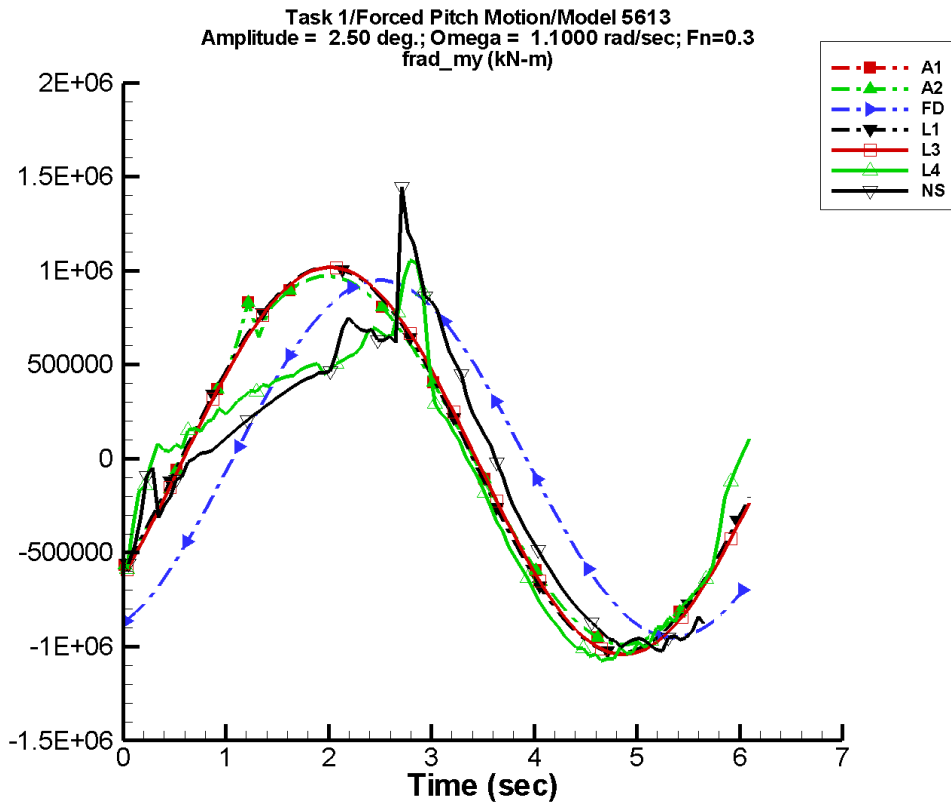
Table E-593. Coefficients of the Fourier fit $a_0 + a_1 \sin(\omega t + \Phi_1) + a_2 \sin(2\omega t + \Phi_2) + \dots$ of M_y^{rad} for one period at amplitude = 1.75 deg, frequency = 1.1000 rad/s, Fn = 0.3 in the case of prescribed pitch motion of Model 5613 scaled to L = 154 m.

Code	a_0 (kN-m)	a_1 (kN-m)	Φ_1 (deg)	a_2 (kN-m)	Φ_2 (deg)
A1	-3.29E+03	6.87E+05	-35	1.05E+04	-47
A2	-3.29E+03	6.87E+05	-35	1.05E+04	-47
FD	5.92E-03	6.66E+05	-67	0.222	-28
L1	-9.57E+03	7.18E+05	-35	2.56E+03	111
L3	-9.57E+03	7.21E+05	-37	1.83E+03	31
L4	-7.27E+04	6.19E+05	-36	1.53E+05	63
NF	—	—	—	—	—
NS	-4.09E+04	6.37E+05	-55	1.32E+05	57

Table E-594. Minimum and maximum of M_y^{rad} for one period at amplitude = 1.75 deg, frequency = 1.1000 rad/s, Fn = 0.3 in the case of prescribed pitch motion of Model 5613 scaled to L = 154 m.

Code	Unfiltered		Filtered	
	Minimum (kN-m)	Maximum (kN-m)	Minimum (kN-m)	Maximum (kN-m)
A1	-6.91E+05	6.80E+05	-6.69E+05	6.57E+05
A2	-6.91E+05	6.80E+05	-6.69E+05	6.57E+05
FD	-6.66E+05	6.66E+05	-6.45E+05	6.45E+05
L1	-7.28E+05	7.09E+05	-7.20E+05	7.00E+05
L3	-7.32E+05	7.09E+05	-7.24E+05	7.02E+05
L4	-7.74E+05	6.37E+05	-7.50E+05	5.76E+05
NF	—	—	—	—
NS	-7.35E+05	9.46E+05	-7.18E+05	7.37E+05

TASK 1/PITCH MOTION/MODEL 5613



Data identically zero, insufficient, or not available from NFA.

Figure E-298. Time history of M_y^{rad} for one period at amplitude = 2.50 deg, frequency = 1.1000 rad/s, $F_n = 0.3$ in the case of prescribed pitch motion of Model 5613 scaled to $L = 154$ m.

TASK 1/PITCH MOTION/MODEL 5613

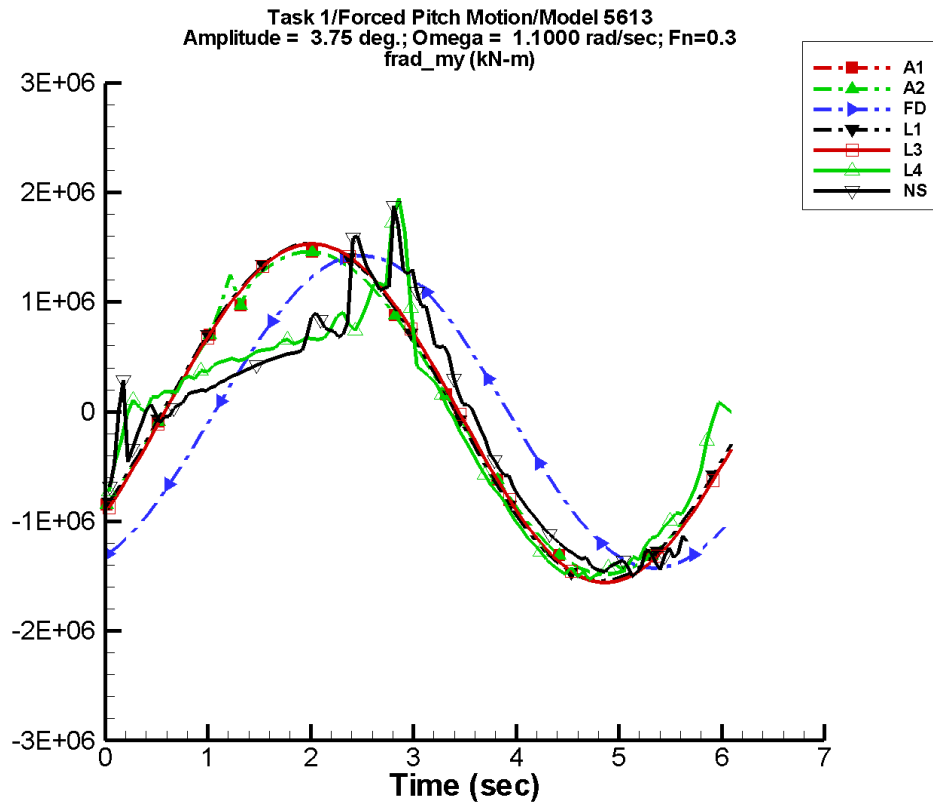
Table E-595. Coefficients of the Fourier fit $a_0 + a_1 \sin(\omega t + \Phi_1) + a_2 \sin(2\omega t + \Phi_2) + \dots$ of M_y^{rad} for one period at amplitude = 2.50 deg, frequency = 1.1000 rad/s, Fn = 0.3 in the case of prescribed pitch motion of Model 5613 scaled to L = 154 m.

Code	a_0 (kN-m)	a_1 (kN-m)	Φ_1 (deg)	a_2 (kN-m)	Φ_2 (deg)
A1	-4.71E+03	9.83E+05	-35	1.51E+04	-47
A2	-4.71E+03	9.83E+05	-35	1.51E+04	-47
FD	1.78E-02	9.51E+05	-67	0.258	-15
L1	-8.43E+03	1.03E+06	-35	5.23E+03	111
L3	-8.42E+03	1.03E+06	-37	3.74E+03	31
L4	-9.73E+04	8.51E+05	-36	2.44E+05	61
NF	—	—	—	—	—
NS	-6.74E+04	8.52E+05	-53	2.13E+05	53

Table E-596. Minimum and maximum of M_y^{rad} for one period at amplitude = 2.50 deg, frequency = 1.1000 rad/s, Fn = 0.3 in the case of prescribed pitch motion of Model 5613 scaled to L = 154 m.

Code	Unfiltered		Filtered	
	Minimum (kN-m)	Maximum (kN-m)	Minimum (kN-m)	Maximum (kN-m)
A1	-9.87E+05	9.71E+05	-9.57E+05	9.39E+05
A2	-9.87E+05	9.71E+05	-9.57E+05	9.39E+05
FD	-9.51E+05	9.51E+05	-9.22E+05	9.21E+05
L1	-1.03E+06	1.02E+06	-1.02E+06	1.01E+06
L3	-1.04E+06	1.02E+06	-1.03E+06	1.01E+06
L4	-1.08E+06	1.07E+06	-1.05E+06	9.37E+05
NF	—	—	—	—
NS	-1.02E+06	1.45E+06	-9.83E+05	9.74E+05

TASK 1/PITCH MOTION/MODEL 5613



Data identically zero, insufficient, or not available from NFA.

Figure E-299. Time history of M_y^{rad} for one period at amplitude = 3.75 deg, frequency = 1.1000 rad/s, $F_n = 0.3$ in the case of prescribed pitch motion of Model 5613 scaled to $L = 154$ m.

TASK 1/PITCH MOTION/MODEL 5613

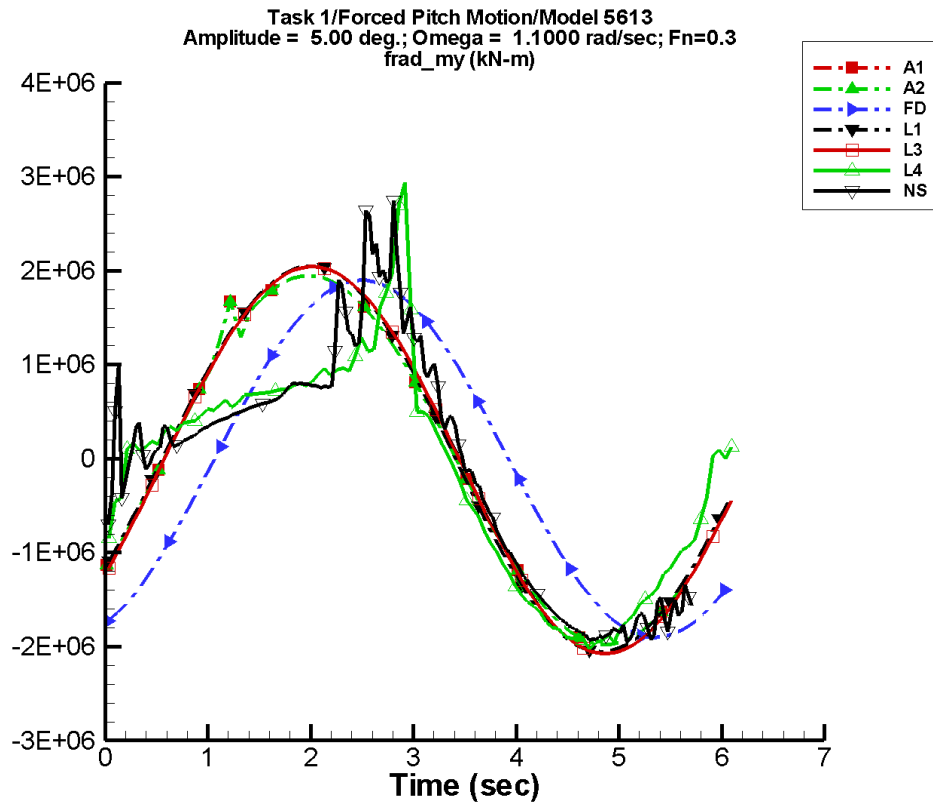
Table E-597. Coefficients of the Fourier fit $a_0 + a_1 \sin(\omega t + \Phi_1) + a_2 \sin(2\omega t + \Phi_2) + \dots$ of M_y^{rad} for one period at amplitude = 3.75 deg, frequency = 1.1000 rad/s, Fn = 0.3 in the case of prescribed pitch motion of Model 5613 scaled to L = 154 m.

Code	a_0 (kN-m)	a_1 (kN-m)	Φ_1 (deg)	a_2 (kN-m)	Φ_2 (deg)
A1	-7.06E+03	1.47E+06	-35	2.26E+04	-47
A2	-7.06E+03	1.47E+06	-35	2.26E+04	-47
FD	6.18E-02	1.43E+06	-67	0.387	-38
L1	-5.62E+03	1.54E+06	-35	1.18E+04	111
L3	-5.61E+03	1.54E+06	-37	8.42E+03	31
L4	-1.18E+05	1.20E+06	-37	4.06E+05	62
NF	—	—	—	—	—
NS	-9.35E+04	1.20E+06	-49	3.58E+05	58

Table E-598. Minimum and maximum of M_y^{rad} for one period at amplitude = 3.75 deg, frequency = 1.1000 rad/s, Fn = 0.3 in the case of prescribed pitch motion of Model 5613 scaled to L = 154 m.

Code	Unfiltered		Filtered	
	Minimum (kN-m)	Maximum (kN-m)	Minimum (kN-m)	Maximum (kN-m)
A1	-1.48E+06	1.46E+06	-1.43E+06	1.41E+06
A2	-1.48E+06	1.46E+06	-1.43E+06	1.41E+06
FD	-1.43E+06	1.43E+06	-1.38E+06	1.38E+06
L1	-1.54E+06	1.53E+06	-1.53E+06	1.52E+06
L3	-1.56E+06	1.53E+06	-1.54E+06	1.51E+06
L4	-1.53E+06	1.95E+06	-1.48E+06	1.69E+06
NF	—	—	—	—
NS	-1.50E+06	1.89E+06	-1.42E+06	1.36E+06

TASK 1/PITCH MOTION/MODEL 5613



Data identically zero, insufficient, or not available from NFA.

Figure E-300. Time history of M_y^{rad} for one period at amplitude = 5.00 deg, frequency = 1.1000 rad/s, $F_n = 0.3$ in the case of prescribed pitch motion of Model 5613 scaled to $L = 154$ m.

TASK 1/PITCH MOTION/MODEL 5613

Table E-599. Coefficients of the Fourier fit $a_0 + a_1 \sin(\omega t + \Phi_1) + a_2 \sin(2\omega t + \Phi_2) + \dots$ of M_y^{rad} for one period at amplitude = 5.00 deg, frequency = 1.1000 rad/s, Fn = 0.3 in the case of prescribed pitch motion of Model 5613 scaled to L = 154 m.

Code	a_0 (kN-m)	a_1 (kN-m)	Φ_1 (deg)	a_2 (kN-m)	Φ_2 (deg)
A1	-9.42E+03	1.97E+06	-35	3.02E+04	-47
A2	-9.42E+03	1.97E+06	-35	3.02E+04	-47
FD	1.13E-02	1.90E+06	-67	0.502	-9
L1	-1.69E+03	2.05E+06	-35	2.09E+04	111
L3	-1.69E+03	2.06E+06	-37	1.50E+04	31
L4	-1.38E+05	1.53E+06	-37	5.84E+05	64
NF	—	—	—	—	—
NS	-1.02E+05	1.58E+06	-44	5.60E+05	65

Table E-600. Minimum and maximum of M_y^{rad} for one period at amplitude = 5.00 deg, frequency = 1.1000 rad/s, Fn = 0.3 in the case of prescribed pitch motion of Model 5613 scaled to L = 154 m.

Code	Unfiltered		Filtered	
	Minimum (kN-m)	Maximum (kN-m)	Minimum (kN-m)	Maximum (kN-m)
A1	-1.98E+06	1.95E+06	-1.92E+06	1.88E+06
A2	-1.98E+06	1.95E+06	-1.92E+06	1.88E+06
FD	-1.90E+06	1.90E+06	-1.84E+06	1.84E+06
L1	-2.05E+06	2.05E+06	-2.03E+06	2.03E+06
L3	-2.07E+06	2.04E+06	-2.05E+06	2.02E+06
L4	-2.03E+06	3.10E+06	-1.94E+06	2.65E+06
NF	—	—	—	—
NS	-1.96E+06	2.76E+06	-1.90E+06	2.18E+06