

Potential Flow Forces and Moments from Selected Ship Flow Codes in a Set of Numerical Experiments

Appendix P — Minimum and Maximum Plots for Prescribed Pitch Motion of Model 5514

Report Documentation Page

Form Approved
OMB No. 0704-0188

Public reporting burden for the collection of information is estimated to average 1 hour per response, including the time for reviewing instructions, searching existing data sources, gathering and maintaining the data needed, and completing and reviewing the collection of information. Send comments regarding this burden estimate or any other aspect of this collection of information, including suggestions for reducing this burden, to Washington Headquarters Services, Directorate for Information Operations and Reports, 1215 Jefferson Davis Highway, Suite 1204, Arlington VA 22202-4302. Respondents should be aware that notwithstanding any other provision of law, no person shall be subject to a penalty for failing to comply with a collection of information if it does not display a currently valid OMB control number.

1. REPORT DATE 01 MAY 2008		2. REPORT TYPE N/A		3. DATES COVERED -	
4. TITLE AND SUBTITLE Potential Flow Forces and Moments from Selected Ship Flow Codes in a Set of Numerical Experiments Appendix P Minimum and Maximum Plots for Prescribed Pitch Motion of Model 5514				5a. CONTRACT NUMBER	
				5b. GRANT NUMBER	
				5c. PROGRAM ELEMENT NUMBER	
6. AUTHOR(S)				5d. PROJECT NUMBER	
				5e. TASK NUMBER	
				5f. WORK UNIT NUMBER	
7. PERFORMING ORGANIZATION NAME(S) AND ADDRESS(ES) Naval Surface Warfare Center Carderock Division 9500 Macarthur Boulevard West Bethesda, MD 20817-5700				8. PERFORMING ORGANIZATION REPORT NUMBER	
9. SPONSORING/MONITORING AGENCY NAME(S) AND ADDRESS(ES)				10. SPONSOR/MONITOR'S ACRONYM(S)	
				11. SPONSOR/MONITOR'S REPORT NUMBER(S)	
12. DISTRIBUTION/AVAILABILITY STATEMENT Approved for public release, distribution unlimited					
13. SUPPLEMENTARY NOTES See also ADM002134. Potential Flow Forces and Moments from Selected Ship Flow Codes in a Set of Numerical Experiments					
14. ABSTRACT					
15. SUBJECT TERMS					
16. SECURITY CLASSIFICATION OF:			17. LIMITATION OF ABSTRACT UU	18. NUMBER OF PAGES 341	19a. NAME OF RESPONSIBLE PERSON
a. REPORT unclassified	b. ABSTRACT unclassified	c. THIS PAGE unclassified			

Contents

Figures	<i>Page</i>
Tables	P-2
Introduction	P-6
	P-41

Figures

	<i>Page</i>
P-1. Minimum and maximum of filtered $(\theta - \langle\theta\rangle) / \theta_a$ vs. θ_a for $\omega = 0.2079$ rad/s, $F_n = 0.0$ in the case of task 1, forced pitch motion, and Model 5514 scaled to $L = 142$ m.	P-42
P-2. Minimum and maximum of filtered $(\theta - \langle\theta\rangle) / \theta_a$ vs. θ_a for $\omega = 0.3831$ rad/s, $F_n = 0.0$ in the case of task 1, forced pitch motion, and Model 5514 scaled to $L = 142$ m.	P-47
P-3. Minimum and maximum of filtered $(\theta - \langle\theta\rangle) / \theta_a$ vs. θ_a for $\omega = 1.1000$ rad/s, $F_n = 0.0$ in the case of task 1, forced pitch motion, and Model 5514 scaled to $L = 142$ m.	P-52
P-4. Minimum and maximum of filtered $(\theta - \langle\theta\rangle) / \theta_a$ vs. θ_a for $\omega = 0.2079$ rad/s, $F_n = 0.3$ in the case of task 1, forced pitch motion, and Model 5514 scaled to $L = 142$ m.	P-57
P-5. Minimum and maximum of filtered $(\theta - \langle\theta\rangle) / \theta_a$ vs. θ_a for $\omega = 0.3831$ rad/s, $F_n = 0.3$ in the case of task 1, forced pitch motion, and Model 5514 scaled to $L = 142$ m.	P-62
P-6. Minimum and maximum of filtered $(\theta - \langle\theta\rangle) / \theta_a$ vs. θ_a for $\omega = 1.1000$ rad/s, $F_n = 0.3$ in the case of task 1, forced pitch motion, and Model 5514 scaled to $L = 142$ m.	P-67
P-7. Minimum and maximum of filtered $(F_x^{\text{ptot}} - \langle F_x^{\text{ptot}} \rangle) / \theta_a$ vs. θ_a for $\omega = 0.2079$ rad/s, $F_n = 0.0$ in the case of task 1, forced pitch motion, and Model 5514 scaled to $L = 142$ m.	P-72
P-8. Minimum and maximum of filtered $(F_x^{\text{ptot}} - \langle F_x^{\text{ptot}} \rangle) / \theta_a$ vs. θ_a for $\omega = 0.3831$ rad/s, $F_n = 0.0$ in the case of task 1, forced pitch motion, and Model 5514 scaled to $L = 142$ m.	P-77
P-9. Minimum and maximum of filtered $(F_x^{\text{ptot}} - \langle F_x^{\text{ptot}} \rangle) / \theta_a$ vs. θ_a for $\omega = 1.1000$ rad/s, $F_n = 0.0$ in the case of task 1, forced pitch motion, and Model 5514 scaled to $L = 142$ m.	P-82
P-10. Minimum and maximum of filtered $(F_x^{\text{ptot}} - \langle F_x^{\text{ptot}} \rangle) / \theta_a$ vs. θ_a for $\omega = 0.2079$ rad/s, $F_n = 0.3$ in the case of task 1, forced pitch motion, and Model 5514 scaled to $L = 142$ m.	P-87
P-11. Minimum and maximum of filtered $(F_x^{\text{ptot}} - \langle F_x^{\text{ptot}} \rangle) / \theta_a$ vs. θ_a for $\omega = 0.3831$ rad/s, $F_n = 0.3$ in the case of task 1, forced pitch motion, and Model 5514 scaled to $L = 142$ m.	P-92

TASK 1/PITCH MOTION/MODEL 5514

P-12. Minimum and maximum of filtered $(F_x^{\text{ptot}} - \langle F_x^{\text{ptot}} \rangle) / \theta_a$ vs. θ_a for $\omega = 1.1000$ rad/s, $F_n = 0.3$ in the case of task 1, forced pitch motion, and Model 5514 scaled to $L = 142$ m. P-97

P-13. Minimum and maximum of filtered $(F_z^{\text{ptot}} - \langle F_z^{\text{ptot}} \rangle) / \theta_a$ vs. θ_a for $\omega = 0.2079$ rad/s, $F_n = 0.0$ in the case of task 1, forced pitch motion, and Model 5514 scaled to $L = 142$ m. P-102

P-14. Minimum and maximum of filtered $(F_z^{\text{ptot}} - \langle F_z^{\text{ptot}} \rangle) / \theta_a$ vs. θ_a for $\omega = 0.3831$ rad/s, $F_n = 0.0$ in the case of task 1, forced pitch motion, and Model 5514 scaled to $L = 142$ m. P-107

P-15. Minimum and maximum of filtered $(F_z^{\text{ptot}} - \langle F_z^{\text{ptot}} \rangle) / \theta_a$ vs. θ_a for $\omega = 1.1000$ rad/s, $F_n = 0.0$ in the case of task 1, forced pitch motion, and Model 5514 scaled to $L = 142$ m. P-112

P-16. Minimum and maximum of filtered $(F_z^{\text{ptot}} - \langle F_z^{\text{ptot}} \rangle) / \theta_a$ vs. θ_a for $\omega = 0.2079$ rad/s, $F_n = 0.3$ in the case of task 1, forced pitch motion, and Model 5514 scaled to $L = 142$ m. P-117

P-17. Minimum and maximum of filtered $(F_z^{\text{ptot}} - \langle F_z^{\text{ptot}} \rangle) / \theta_a$ vs. θ_a for $\omega = 0.3831$ rad/s, $F_n = 0.3$ in the case of task 1, forced pitch motion, and Model 5514 scaled to $L = 142$ m. P-122

P-18. Minimum and maximum of filtered $(F_z^{\text{ptot}} - \langle F_z^{\text{ptot}} \rangle) / \theta_a$ vs. θ_a for $\omega = 1.1000$ rad/s, $F_n = 0.3$ in the case of task 1, forced pitch motion, and Model 5514 scaled to $L = 142$ m. P-127

P-19. Minimum and maximum of filtered $(M_y^{\text{ptot}} - \langle M_y^{\text{ptot}} \rangle) / \theta_a$ vs. θ_a for $\omega = 0.2079$ rad/s, $F_n = 0.0$ in the case of task 1, forced pitch motion, and Model 5514 scaled to $L = 142$ m. P-132

P-20. Minimum and maximum of filtered $(M_y^{\text{ptot}} - \langle M_y^{\text{ptot}} \rangle) / \theta_a$ vs. θ_a for $\omega = 0.3831$ rad/s, $F_n = 0.0$ in the case of task 1, forced pitch motion, and Model 5514 scaled to $L = 142$ m. P-137

P-21. Minimum and maximum of filtered $(M_y^{\text{ptot}} - \langle M_y^{\text{ptot}} \rangle) / \theta_a$ vs. θ_a for $\omega = 1.1000$ rad/s, $F_n = 0.0$ in the case of task 1, forced pitch motion, and Model 5514 scaled to $L = 142$ m. P-142

P-22. Minimum and maximum of filtered $(M_y^{\text{ptot}} - \langle M_y^{\text{ptot}} \rangle) / \theta_a$ vs. θ_a for $\omega = 0.2079$ rad/s, $F_n = 0.3$ in the case of task 1, forced pitch motion, and Model 5514 scaled to $L = 142$ m. P-147

P-23. Minimum and maximum of filtered $(M_y^{\text{ptot}} - \langle M_y^{\text{ptot}} \rangle) / \theta_a$ vs. θ_a for $\omega = 0.3831$ rad/s, $F_n = 0.3$ in the case of task 1, forced pitch motion, and Model 5514 scaled to $L = 142$ m. P-152

P-24. Minimum and maximum of filtered $(M_y^{\text{ptot}} - \langle M_y^{\text{ptot}} \rangle) / \theta_a$ vs. θ_a for $\omega = 1.1000$ rad/s, $F_n = 0.3$ in the case of task 1, forced pitch motion, and Model 5514 scaled to $L = 142$ m. P-157

P-25. Minimum and maximum of filtered $(F_x^{\text{hst}} - \langle F_x^{\text{hst}} \rangle) / \theta_a$ vs. θ_a for $\omega = 0.2079$ rad/s, $F_n = 0.0$ in the case of task 1, forced pitch motion, and Model 5514 scaled to $L = 142$ m. P-162

TASK 1/PITCH MOTION/MODEL 5514

P-26. Minimum and maximum of filtered $(F_x^{\text{hst}} - \langle F_x^{\text{hst}} \rangle) / \theta_a$ vs. θ_a for $\omega = 0.3831$ rad/s, $F_n = 0.0$ in the case of task 1, forced pitch motion, and Model 5514 scaled to $L = 142$ m. P-167

P-27. Minimum and maximum of filtered $(F_x^{\text{hst}} - \langle F_x^{\text{hst}} \rangle) / \theta_a$ vs. θ_a for $\omega = 1.1000$ rad/s, $F_n = 0.0$ in the case of task 1, forced pitch motion, and Model 5514 scaled to $L = 142$ m. P-172

P-28. Minimum and maximum of filtered $(F_x^{\text{hst}} - \langle F_x^{\text{hst}} \rangle) / \theta_a$ vs. θ_a for $\omega = 0.2079$ rad/s, $F_n = 0.3$ in the case of task 1, forced pitch motion, and Model 5514 scaled to $L = 142$ m. P-177

P-29. Minimum and maximum of filtered $(F_x^{\text{hst}} - \langle F_x^{\text{hst}} \rangle) / \theta_a$ vs. θ_a for $\omega = 0.3831$ rad/s, $F_n = 0.3$ in the case of task 1, forced pitch motion, and Model 5514 scaled to $L = 142$ m. P-182

P-30. Minimum and maximum of filtered $(F_x^{\text{hst}} - \langle F_x^{\text{hst}} \rangle) / \theta_a$ vs. θ_a for $\omega = 1.1000$ rad/s, $F_n = 0.3$ in the case of task 1, forced pitch motion, and Model 5514 scaled to $L = 142$ m. P-187

P-31. Minimum and maximum of filtered $(F_z^{\text{hst}} - \langle F_z^{\text{hst}} \rangle) / \theta_a$ vs. θ_a for $\omega = 0.2079$ rad/s, $F_n = 0.0$ in the case of task 1, forced pitch motion, and Model 5514 scaled to $L = 142$ m. P-192

P-32. Minimum and maximum of filtered $(F_z^{\text{hst}} - \langle F_z^{\text{hst}} \rangle) / \theta_a$ vs. θ_a for $\omega = 0.3831$ rad/s, $F_n = 0.0$ in the case of task 1, forced pitch motion, and Model 5514 scaled to $L = 142$ m. P-197

P-33. Minimum and maximum of filtered $(F_z^{\text{hst}} - \langle F_z^{\text{hst}} \rangle) / \theta_a$ vs. θ_a for $\omega = 1.1000$ rad/s, $F_n = 0.0$ in the case of task 1, forced pitch motion, and Model 5514 scaled to $L = 142$ m. P-202

P-34. Minimum and maximum of filtered $(F_z^{\text{hst}} - \langle F_z^{\text{hst}} \rangle) / \theta_a$ vs. θ_a for $\omega = 0.2079$ rad/s, $F_n = 0.3$ in the case of task 1, forced pitch motion, and Model 5514 scaled to $L = 142$ m. P-207

P-35. Minimum and maximum of filtered $(F_z^{\text{hst}} - \langle F_z^{\text{hst}} \rangle) / \theta_a$ vs. θ_a for $\omega = 0.3831$ rad/s, $F_n = 0.3$ in the case of task 1, forced pitch motion, and Model 5514 scaled to $L = 142$ m. P-212

P-36. Minimum and maximum of filtered $(F_z^{\text{hst}} - \langle F_z^{\text{hst}} \rangle) / \theta_a$ vs. θ_a for $\omega = 1.1000$ rad/s, $F_n = 0.3$ in the case of task 1, forced pitch motion, and Model 5514 scaled to $L = 142$ m. P-217

P-37. Minimum and maximum of filtered $(M_y^{\text{hst}} - \langle M_y^{\text{hst}} \rangle) / \theta_a$ vs. θ_a for $\omega = 0.2079$ rad/s, $F_n = 0.0$ in the case of task 1, forced pitch motion, and Model 5514 scaled to $L = 142$ m. P-222

P-38. Minimum and maximum of filtered $(M_y^{\text{hst}} - \langle M_y^{\text{hst}} \rangle) / \theta_a$ vs. θ_a for $\omega = 0.3831$ rad/s, $F_n = 0.0$ in the case of task 1, forced pitch motion, and Model 5514 scaled to $L = 142$ m. P-227

P-39. Minimum and maximum of filtered $(M_y^{\text{hst}} - \langle M_y^{\text{hst}} \rangle) / \theta_a$ vs. θ_a for $\omega = 1.1000$ rad/s, $F_n = 0.0$ in the case of task 1, forced pitch motion, and Model 5514 scaled to $L = 142$ m. P-232

TASK 1/PITCH MOTION/MODEL 5514

P-40.	Minimum and maximum of filtered $(M_y^{\text{hst}} - \langle M_y^{\text{hst}} \rangle) / \theta_a$ vs. θ_a for $\omega = 0.2079$ rad/s, $F_n = 0.3$ in the case of task 1, forced pitch motion, and Model 5514 scaled to $L = 142$ m.	P-237
P-41.	Minimum and maximum of filtered $(M_y^{\text{hst}} - \langle M_y^{\text{hst}} \rangle) / \theta_a$ vs. θ_a for $\omega = 0.3831$ rad/s, $F_n = 0.3$ in the case of task 1, forced pitch motion, and Model 5514 scaled to $L = 142$ m.	P-242
P-42.	Minimum and maximum of filtered $(M_y^{\text{hst}} - \langle M_y^{\text{hst}} \rangle) / \theta_a$ vs. θ_a for $\omega = 1.1000$ rad/s, $F_n = 0.3$ in the case of task 1, forced pitch motion, and Model 5514 scaled to $L = 142$ m.	P-247
P-43.	Minimum and maximum of filtered $(F_x^{\text{rad}} - \langle F_x^{\text{rad}} \rangle) / \theta_a$ vs. θ_a for $\omega = 0.2079$ rad/s, $F_n = 0.0$ in the case of task 1, forced pitch motion, and Model 5514 scaled to $L = 142$ m.	P-252
P-44.	Minimum and maximum of filtered $(F_x^{\text{rad}} - \langle F_x^{\text{rad}} \rangle) / \theta_a$ vs. θ_a for $\omega = 0.3831$ rad/s, $F_n = 0.0$ in the case of task 1, forced pitch motion, and Model 5514 scaled to $L = 142$ m.	P-257
P-45.	Minimum and maximum of filtered $(F_x^{\text{rad}} - \langle F_x^{\text{rad}} \rangle) / \theta_a$ vs. θ_a for $\omega = 1.1000$ rad/s, $F_n = 0.0$ in the case of task 1, forced pitch motion, and Model 5514 scaled to $L = 142$ m.	P-262
P-46.	Minimum and maximum of filtered $(F_x^{\text{rad}} - \langle F_x^{\text{rad}} \rangle) / \theta_a$ vs. θ_a for $\omega = 0.2079$ rad/s, $F_n = 0.3$ in the case of task 1, forced pitch motion, and Model 5514 scaled to $L = 142$ m.	P-267
P-47.	Minimum and maximum of filtered $(F_x^{\text{rad}} - \langle F_x^{\text{rad}} \rangle) / \theta_a$ vs. θ_a for $\omega = 0.3831$ rad/s, $F_n = 0.3$ in the case of task 1, forced pitch motion, and Model 5514 scaled to $L = 142$ m.	P-272
P-48.	Minimum and maximum of filtered $(F_x^{\text{rad}} - \langle F_x^{\text{rad}} \rangle) / \theta_a$ vs. θ_a for $\omega = 1.1000$ rad/s, $F_n = 0.3$ in the case of task 1, forced pitch motion, and Model 5514 scaled to $L = 142$ m.	P-277
P-49.	Minimum and maximum of filtered $(F_z^{\text{rad}} - \langle F_z^{\text{rad}} \rangle) / \theta_a$ vs. θ_a for $\omega = 0.2079$ rad/s, $F_n = 0.0$ in the case of task 1, forced pitch motion, and Model 5514 scaled to $L = 142$ m.	P-282
P-50.	Minimum and maximum of filtered $(F_z^{\text{rad}} - \langle F_z^{\text{rad}} \rangle) / \theta_a$ vs. θ_a for $\omega = 0.3831$ rad/s, $F_n = 0.0$ in the case of task 1, forced pitch motion, and Model 5514 scaled to $L = 142$ m.	P-287
P-51.	Minimum and maximum of filtered $(F_z^{\text{rad}} - \langle F_z^{\text{rad}} \rangle) / \theta_a$ vs. θ_a for $\omega = 1.1000$ rad/s, $F_n = 0.0$ in the case of task 1, forced pitch motion, and Model 5514 scaled to $L = 142$ m.	P-292
P-52.	Minimum and maximum of filtered $(F_z^{\text{rad}} - \langle F_z^{\text{rad}} \rangle) / \theta_a$ vs. θ_a for $\omega = 0.2079$ rad/s, $F_n = 0.3$ in the case of task 1, forced pitch motion, and Model 5514 scaled to $L = 142$ m.	P-297
P-53.	Minimum and maximum of filtered $(F_z^{\text{rad}} - \langle F_z^{\text{rad}} \rangle) / \theta_a$ vs. θ_a for $\omega = 0.3831$ rad/s, $F_n = 0.3$ in the case of task 1, forced pitch motion, and Model 5514 scaled to $L = 142$ m.	P-302

TASK 1/PITCH MOTION/MODEL 5514

P-54.	Minimum and maximum of filtered $(F_z^{\text{rad}} - \langle F_z^{\text{rad}} \rangle) / \theta_a$ vs. θ_a for $\omega = 1.1000$ rad/s, $F_n = 0.3$ in the case of task 1, forced pitch motion, and Model 5514 scaled to $L = 142$ m.	P-307
P-55.	Minimum and maximum of filtered $(M_y^{\text{rad}} - \langle M_y^{\text{rad}} \rangle) / \theta_a$ vs. θ_a for $\omega = 0.2079$ rad/s, $F_n = 0.0$ in the case of task 1, forced pitch motion, and Model 5514 scaled to $L = 142$ m.	P-312
P-56.	Minimum and maximum of filtered $(M_y^{\text{rad}} - \langle M_y^{\text{rad}} \rangle) / \theta_a$ vs. θ_a for $\omega = 0.3831$ rad/s, $F_n = 0.0$ in the case of task 1, forced pitch motion, and Model 5514 scaled to $L = 142$ m.	P-317
P-57.	Minimum and maximum of filtered $(M_y^{\text{rad}} - \langle M_y^{\text{rad}} \rangle) / \theta_a$ vs. θ_a for $\omega = 1.1000$ rad/s, $F_n = 0.0$ in the case of task 1, forced pitch motion, and Model 5514 scaled to $L = 142$ m.	P-322
P-58.	Minimum and maximum of filtered $(M_y^{\text{rad}} - \langle M_y^{\text{rad}} \rangle) / \theta_a$ vs. θ_a for $\omega = 0.2079$ rad/s, $F_n = 0.3$ in the case of task 1, forced pitch motion, and Model 5514 scaled to $L = 142$ m.	P-327
P-59.	Minimum and maximum of filtered $(M_y^{\text{rad}} - \langle M_y^{\text{rad}} \rangle) / \theta_a$ vs. θ_a for $\omega = 0.3831$ rad/s, $F_n = 0.3$ in the case of task 1, forced pitch motion, and Model 5514 scaled to $L = 142$ m.	P-332
P-60.	Minimum and maximum of filtered $(M_y^{\text{rad}} - \langle M_y^{\text{rad}} \rangle) / \theta_a$ vs. θ_a for $\omega = 1.1000$ rad/s, $F_n = 0.3$ in the case of task 1, forced pitch motion, and Model 5514 scaled to $L = 142$ m.	P-337

Tables

	<i>Page</i>
P-1. Minimum and Maximum of Variables θ and $(\theta)^*$ for the Case (AEGIR-1, Task 1, Forced Pitch Motion, Model 5514 Scaled to $L = 142$ m, $\omega = 0.2079$ rad/s, $F_n = 0.0$)	P-43
P-2. Minimum and Maximum of Variables θ and $(\theta)^*$ for the Case (AEGIR-2, Task 1, Forced Pitch Motion, Model 5514 Scaled to $L = 142$ m, $\omega = 0.2079$ rad/s, $F_n = 0.0$)	P-43
P-3. Minimum and Maximum of Variables θ and $(\theta)^*$ for the Case (FREDYN, Task 1, Forced Pitch Motion, Model 5514 Scaled to $L = 142$ m, $\omega = 0.2079$ rad/s, $F_n = 0.0$)	P-44
P-4. Minimum and Maximum of Variables θ and $(\theta)^*$ for the Case (LAMP-1, Task 1, Forced Pitch Motion, Model 5514 Scaled to $L = 142$ m, $\omega = 0.2079$ rad/s, $F_n = 0.0$)	P-44
P-5. Minimum and Maximum of Variables θ and $(\theta)^*$ for the Case (LAMP-3, Task 1, Forced Pitch Motion, Model 5514 Scaled to $L = 142$ m, $\omega = 0.2079$ rad/s, $F_n = 0.0$)	P-45
P-6. Minimum and Maximum of Variables θ and $(\theta)^*$ for the Case (LAMP-4, Task 1, Forced Pitch Motion, Model 5514 Scaled to $L = 142$ m, $\omega = 0.2079$ rad/s, $F_n = 0.0$)	P-45

TASK 1/PITCH MOTION/MODEL 5514

P-7.	Minimum and Maximum of Variables θ and $(\theta)^*$ for the Case (NFA, Task 1, Forced Pitch Motion, Model 5514 Scaled to L = 142 m, $\omega = 0.2079$ rad/s, $F_n = 0.0$)	P-46
P-8.	Minimum and Maximum of Variables θ and $(\theta)^*$ for the Case (NSHIPMO, Task 1, Forced Pitch Motion, Model 5514 Scaled to L = 142 m, $\omega = 0.2079$ rad/s, $F_n = 0.0$)	P-46
P-9.	Minimum and Maximum of Variables θ and $(\theta)^*$ for the Case (AEGIR-1, Task 1, Forced Pitch Motion, Model 5514 Scaled to L = 142 m, $\omega = 0.3831$ rad/s, $F_n = 0.0$)	P-48
P-10.	Minimum and Maximum of Variables θ and $(\theta)^*$ for the Case (AEGIR-2, Task 1, Forced Pitch Motion, Model 5514 Scaled to L = 142 m, $\omega = 0.3831$ rad/s, $F_n = 0.0$)	P-48
P-11.	Minimum and Maximum of Variables θ and $(\theta)^*$ for the Case (FREDYN, Task 1, Forced Pitch Motion, Model 5514 Scaled to L = 142 m, $\omega = 0.3831$ rad/s, $F_n = 0.0$)	P-49
P-12.	Minimum and Maximum of Variables θ and $(\theta)^*$ for the Case (LAMP-1, Task 1, Forced Pitch Motion, Model 5514 Scaled to L = 142 m, $\omega = 0.3831$ rad/s, $F_n = 0.0$)	P-49
P-13.	Minimum and Maximum of Variables θ and $(\theta)^*$ for the Case (LAMP-3, Task 1, Forced Pitch Motion, Model 5514 Scaled to L = 142 m, $\omega = 0.3831$ rad/s, $F_n = 0.0$)	P-50
P-14.	Minimum and Maximum of Variables θ and $(\theta)^*$ for the Case (LAMP-4, Task 1, Forced Pitch Motion, Model 5514 Scaled to L = 142 m, $\omega = 0.3831$ rad/s, $F_n = 0.0$)	P-50
P-15.	Minimum and Maximum of Variables θ and $(\theta)^*$ for the Case (NFA, Task 1, Forced Pitch Motion, Model 5514 Scaled to L = 142 m, $\omega = 0.3831$ rad/s, $F_n = 0.0$)	P-51
P-16.	Minimum and Maximum of Variables θ and $(\theta)^*$ for the Case (NSHIPMO, Task 1, Forced Pitch Motion, Model 5514 Scaled to L = 142 m, $\omega = 0.3831$ rad/s, $F_n = 0.0$)	P-51
P-17.	Minimum and Maximum of Variables θ and $(\theta)^*$ for the Case (AEGIR-1, Task 1, Forced Pitch Motion, Model 5514 Scaled to L = 142 m, $\omega = 1.1000$ rad/s, $F_n = 0.0$)	P-53
P-18.	Minimum and Maximum of Variables θ and $(\theta)^*$ for the Case (AEGIR-2, Task 1, Forced Pitch Motion, Model 5514 Scaled to L = 142 m, $\omega = 1.1000$ rad/s, $F_n = 0.0$)	P-53
P-19.	Minimum and Maximum of Variables θ and $(\theta)^*$ for the Case (FREDYN, Task 1, Forced Pitch Motion, Model 5514 Scaled to L = 142 m, $\omega = 1.1000$ rad/s, $F_n = 0.0$)	P-54
P-20.	Minimum and Maximum of Variables θ and $(\theta)^*$ for the Case (LAMP-1, Task 1, Forced Pitch Motion, Model 5514 Scaled to L = 142 m, $\omega = 1.1000$ rad/s, $F_n = 0.0$)	P-54

TASK 1/PITCH MOTION/MODEL 5514

P-21.	Minimum and Maximum of Variables θ and $(\theta)^*$ for the Case (LAMP-3, Task 1, Forced Pitch Motion, Model 5514 Scaled to $L = 142$ m, $\omega = 1.1000$ rad/s, $F_n = 0.0$)	P-55
P-22.	Minimum and Maximum of Variables θ and $(\theta)^*$ for the Case (LAMP-4, Task 1, Forced Pitch Motion, Model 5514 Scaled to $L = 142$ m, $\omega = 1.1000$ rad/s, $F_n = 0.0$)	P-55
P-23.	Minimum and Maximum of Variables θ and $(\theta)^*$ for the Case (NFA, Task 1, Forced Pitch Motion, Model 5514 Scaled to $L = 142$ m, $\omega = 1.1000$ rad/s, $F_n = 0.0$)	P-56
P-24.	Minimum and Maximum of Variables θ and $(\theta)^*$ for the Case (NSHIPMO, Task 1, Forced Pitch Motion, Model 5514 Scaled to $L = 142$ m, $\omega = 1.1000$ rad/s, $F_n = 0.0$)	P-56
P-25.	Minimum and Maximum of Variables θ and $(\theta)^*$ for the Case (AEGIR-1, Task 1, Forced Pitch Motion, Model 5514 Scaled to $L = 142$ m, $\omega = 0.2079$ rad/s, $F_n = 0.3$)	P-58
P-26.	Minimum and Maximum of Variables θ and $(\theta)^*$ for the Case (AEGIR-2, Task 1, Forced Pitch Motion, Model 5514 Scaled to $L = 142$ m, $\omega = 0.2079$ rad/s, $F_n = 0.3$)	P-58
P-27.	Minimum and Maximum of Variables θ and $(\theta)^*$ for the Case (FREDYN, Task 1, Forced Pitch Motion, Model 5514 Scaled to $L = 142$ m, $\omega = 0.2079$ rad/s, $F_n = 0.3$)	P-59
P-28.	Minimum and Maximum of Variables θ and $(\theta)^*$ for the Case (LAMP-1, Task 1, Forced Pitch Motion, Model 5514 Scaled to $L = 142$ m, $\omega = 0.2079$ rad/s, $F_n = 0.3$)	P-59
P-29.	Minimum and Maximum of Variables θ and $(\theta)^*$ for the Case (LAMP-3, Task 1, Forced Pitch Motion, Model 5514 Scaled to $L = 142$ m, $\omega = 0.2079$ rad/s, $F_n = 0.3$)	P-60
P-30.	Minimum and Maximum of Variables θ and $(\theta)^*$ for the Case (LAMP-4, Task 1, Forced Pitch Motion, Model 5514 Scaled to $L = 142$ m, $\omega = 0.2079$ rad/s, $F_n = 0.3$)	P-60
P-31.	Minimum and Maximum of Variables θ and $(\theta)^*$ for the Case (NFA, Task 1, Forced Pitch Motion, Model 5514 Scaled to $L = 142$ m, $\omega = 0.2079$ rad/s, $F_n = 0.3$)	P-61
P-32.	Minimum and Maximum of Variables θ and $(\theta)^*$ for the Case (NSHIPMO, Task 1, Forced Pitch Motion, Model 5514 Scaled to $L = 142$ m, $\omega = 0.2079$ rad/s, $F_n = 0.3$)	P-61
P-33.	Minimum and Maximum of Variables θ and $(\theta)^*$ for the Case (AEGIR-1, Task 1, Forced Pitch Motion, Model 5514 Scaled to $L = 142$ m, $\omega = 0.3831$ rad/s, $F_n = 0.3$)	P-63
P-34.	Minimum and Maximum of Variables θ and $(\theta)^*$ for the Case (AEGIR-2, Task 1, Forced Pitch Motion, Model 5514 Scaled to $L = 142$ m, $\omega = 0.3831$ rad/s, $F_n = 0.3$)	P-63

TASK 1/PITCH MOTION/MODEL 5514

P-35. Minimum and Maximum of Variables θ and $(\theta)^*$ for the Case (FREDYN, Task 1, Forced Pitch Motion, Model 5514 Scaled to $L = 142$ m, $\omega = 0.3831$ rad/s, $F_n = 0.3$)	P-64
P-36. Minimum and Maximum of Variables θ and $(\theta)^*$ for the Case (LAMP-1, Task 1, Forced Pitch Motion, Model 5514 Scaled to $L = 142$ m, $\omega = 0.3831$ rad/s, $F_n = 0.3$)	P-64
P-37. Minimum and Maximum of Variables θ and $(\theta)^*$ for the Case (LAMP-3, Task 1, Forced Pitch Motion, Model 5514 Scaled to $L = 142$ m, $\omega = 0.3831$ rad/s, $F_n = 0.3$)	P-65
P-38. Minimum and Maximum of Variables θ and $(\theta)^*$ for the Case (LAMP-4, Task 1, Forced Pitch Motion, Model 5514 Scaled to $L = 142$ m, $\omega = 0.3831$ rad/s, $F_n = 0.3$)	P-65
P-39. Minimum and Maximum of Variables θ and $(\theta)^*$ for the Case (NFA, Task 1, Forced Pitch Motion, Model 5514 Scaled to $L = 142$ m, $\omega = 0.3831$ rad/s, $F_n = 0.3$)	P-66
P-40. Minimum and Maximum of Variables θ and $(\theta)^*$ for the Case (NSHIPMO, Task 1, Forced Pitch Motion, Model 5514 Scaled to $L = 142$ m, $\omega = 0.3831$ rad/s, $F_n = 0.3$)	P-66
P-41. Minimum and Maximum of Variables θ and $(\theta)^*$ for the Case (AEGIR-1, Task 1, Forced Pitch Motion, Model 5514 Scaled to $L = 142$ m, $\omega = 1.1000$ rad/s, $F_n = 0.3$)	P-68
P-42. Minimum and Maximum of Variables θ and $(\theta)^*$ for the Case (AEGIR-2, Task 1, Forced Pitch Motion, Model 5514 Scaled to $L = 142$ m, $\omega = 1.1000$ rad/s, $F_n = 0.3$)	P-68
P-43. Minimum and Maximum of Variables θ and $(\theta)^*$ for the Case (FREDYN, Task 1, Forced Pitch Motion, Model 5514 Scaled to $L = 142$ m, $\omega = 1.1000$ rad/s, $F_n = 0.3$)	P-69
P-44. Minimum and Maximum of Variables θ and $(\theta)^*$ for the Case (LAMP-1, Task 1, Forced Pitch Motion, Model 5514 Scaled to $L = 142$ m, $\omega = 1.1000$ rad/s, $F_n = 0.3$)	P-69
P-45. Minimum and Maximum of Variables θ and $(\theta)^*$ for the Case (LAMP-3, Task 1, Forced Pitch Motion, Model 5514 Scaled to $L = 142$ m, $\omega = 1.1000$ rad/s, $F_n = 0.3$)	P-70
P-46. Minimum and Maximum of Variables θ and $(\theta)^*$ for the Case (LAMP-4, Task 1, Forced Pitch Motion, Model 5514 Scaled to $L = 142$ m, $\omega = 1.1000$ rad/s, $F_n = 0.3$)	P-70
P-47. Minimum and Maximum of Variables θ and $(\theta)^*$ for the Case (NFA, Task 1, Forced Pitch Motion, Model 5514 Scaled to $L = 142$ m, $\omega = 1.1000$ rad/s, $F_n = 0.3$)	P-71
P-48. Minimum and Maximum of Variables θ and $(\theta)^*$ for the Case (NSHIPMO, Task 1, Forced Pitch Motion, Model 5514 Scaled to $L = 142$ m, $\omega = 1.1000$ rad/s, $F_n = 0.3$)	P-71

TASK 1/PITCH MOTION/MODEL 5514

P-49.	Minimum and Maximum of Variables F_x^{ptot} and $(F_x^{ptot})^*$ for the Case (AEGIR-1, Task 1, Forced Pitch Motion, Model 5514 Scaled to L = 142 m, $\omega = 0.2079$ rad/s, $F_n = 0.0$)	P-73
P-50.	Minimum and Maximum of Variables F_x^{ptot} and $(F_x^{ptot})^*$ for the Case (AEGIR-2, Task 1, Forced Pitch Motion, Model 5514 Scaled to L = 142 m, $\omega = 0.2079$ rad/s, $F_n = 0.0$)	P-73
P-51.	Minimum and Maximum of Variables F_x^{ptot} and $(F_x^{ptot})^*$ for the Case (FRE-DYN, Task 1, Forced Pitch Motion, Model 5514 Scaled to L = 142 m, $\omega = 0.2079$ rad/s, $F_n = 0.0$)	P-74
P-52.	Minimum and Maximum of Variables F_x^{ptot} and $(F_x^{ptot})^*$ for the Case (LAMP-1, Task 1, Forced Pitch Motion, Model 5514 Scaled to L = 142 m, $\omega = 0.2079$ rad/s, $F_n = 0.0$)	P-74
P-53.	Minimum and Maximum of Variables F_x^{ptot} and $(F_x^{ptot})^*$ for the Case (LAMP-3, Task 1, Forced Pitch Motion, Model 5514 Scaled to L = 142 m, $\omega = 0.2079$ rad/s, $F_n = 0.0$)	P-75
P-54.	Minimum and Maximum of Variables F_x^{ptot} and $(F_x^{ptot})^*$ for the Case (LAMP-4, Task 1, Forced Pitch Motion, Model 5514 Scaled to L = 142 m, $\omega = 0.2079$ rad/s, $F_n = 0.0$)	P-75
P-55.	Minimum and Maximum of Variables F_x^{ptot} and $(F_x^{ptot})^*$ for the Case (NFA, Task 1, Forced Pitch Motion, Model 5514 Scaled to L = 142 m, $\omega = 0.2079$ rad/s, $F_n = 0.0$)	P-76
P-56.	Minimum and Maximum of Variables F_x^{ptot} and $(F_x^{ptot})^*$ for the Case (NSHIPMO, Task 1, Forced Pitch Motion, Model 5514 Scaled to L = 142 m, $\omega = 0.2079$ rad/s, $F_n = 0.0$)	P-76
P-57.	Minimum and Maximum of Variables F_x^{ptot} and $(F_x^{ptot})^*$ for the Case (AEGIR-1, Task 1, Forced Pitch Motion, Model 5514 Scaled to L = 142 m, $\omega = 0.3831$ rad/s, $F_n = 0.0$)	P-78
P-58.	Minimum and Maximum of Variables F_x^{ptot} and $(F_x^{ptot})^*$ for the Case (AEGIR-2, Task 1, Forced Pitch Motion, Model 5514 Scaled to L = 142 m, $\omega = 0.3831$ rad/s, $F_n = 0.0$)	P-78
P-59.	Minimum and Maximum of Variables F_x^{ptot} and $(F_x^{ptot})^*$ for the Case (FRE-DYN, Task 1, Forced Pitch Motion, Model 5514 Scaled to L = 142 m, $\omega = 0.3831$ rad/s, $F_n = 0.0$)	P-79
P-60.	Minimum and Maximum of Variables F_x^{ptot} and $(F_x^{ptot})^*$ for the Case (LAMP-1, Task 1, Forced Pitch Motion, Model 5514 Scaled to L = 142 m, $\omega = 0.3831$ rad/s, $F_n = 0.0$)	P-79
P-61.	Minimum and Maximum of Variables F_x^{ptot} and $(F_x^{ptot})^*$ for the Case (LAMP-3, Task 1, Forced Pitch Motion, Model 5514 Scaled to L = 142 m, $\omega = 0.3831$ rad/s, $F_n = 0.0$)	P-80
P-62.	Minimum and Maximum of Variables F_x^{ptot} and $(F_x^{ptot})^*$ for the Case (LAMP-4, Task 1, Forced Pitch Motion, Model 5514 Scaled to L = 142 m, $\omega = 0.3831$ rad/s, $F_n = 0.0$)	P-80

TASK 1/PITCH MOTION/MODEL 5514

P-63.	Minimum and Maximum of Variables F_x^{ptot} and $(F_x^{ptot})^*$ for the Case (NFA, Task 1, Forced Pitch Motion, Model 5514 Scaled to L = 142 m, $\omega = 0.3831$ rad/s, $F_n = 0.0$)	P-81
P-64.	Minimum and Maximum of Variables F_x^{ptot} and $(F_x^{ptot})^*$ for the Case (NSHIPMO, Task 1, Forced Pitch Motion, Model 5514 Scaled to L = 142 m, $\omega = 0.3831$ rad/s, $F_n = 0.0$)	P-81
P-65.	Minimum and Maximum of Variables F_x^{ptot} and $(F_x^{ptot})^*$ for the Case (AEGIR-1, Task 1, Forced Pitch Motion, Model 5514 Scaled to L = 142 m, $\omega = 1.1000$ rad/s, $F_n = 0.0$)	P-83
P-66.	Minimum and Maximum of Variables F_x^{ptot} and $(F_x^{ptot})^*$ for the Case (AEGIR-2, Task 1, Forced Pitch Motion, Model 5514 Scaled to L = 142 m, $\omega = 1.1000$ rad/s, $F_n = 0.0$)	P-83
P-67.	Minimum and Maximum of Variables F_x^{ptot} and $(F_x^{ptot})^*$ for the Case (FRE-DYN, Task 1, Forced Pitch Motion, Model 5514 Scaled to L = 142 m, $\omega = 1.1000$ rad/s, $F_n = 0.0$)	P-84
P-68.	Minimum and Maximum of Variables F_x^{ptot} and $(F_x^{ptot})^*$ for the Case (LAMP-1, Task 1, Forced Pitch Motion, Model 5514 Scaled to L = 142 m, $\omega = 1.1000$ rad/s, $F_n = 0.0$)	P-84
P-69.	Minimum and Maximum of Variables F_x^{ptot} and $(F_x^{ptot})^*$ for the Case (LAMP-3, Task 1, Forced Pitch Motion, Model 5514 Scaled to L = 142 m, $\omega = 1.1000$ rad/s, $F_n = 0.0$)	P-85
P-70.	Minimum and Maximum of Variables F_x^{ptot} and $(F_x^{ptot})^*$ for the Case (LAMP-4, Task 1, Forced Pitch Motion, Model 5514 Scaled to L = 142 m, $\omega = 1.1000$ rad/s, $F_n = 0.0$)	P-85
P-71.	Minimum and Maximum of Variables F_x^{ptot} and $(F_x^{ptot})^*$ for the Case (NFA, Task 1, Forced Pitch Motion, Model 5514 Scaled to L = 142 m, $\omega = 1.1000$ rad/s, $F_n = 0.0$)	P-86
P-72.	Minimum and Maximum of Variables F_x^{ptot} and $(F_x^{ptot})^*$ for the Case (NSHIPMO, Task 1, Forced Pitch Motion, Model 5514 Scaled to L = 142 m, $\omega = 1.1000$ rad/s, $F_n = 0.0$)	P-86
P-73.	Minimum and Maximum of Variables F_x^{ptot} and $(F_x^{ptot})^*$ for the Case (AEGIR-1, Task 1, Forced Pitch Motion, Model 5514 Scaled to L = 142 m, $\omega = 0.2079$ rad/s, $F_n = 0.3$)	P-88
P-74.	Minimum and Maximum of Variables F_x^{ptot} and $(F_x^{ptot})^*$ for the Case (AEGIR-2, Task 1, Forced Pitch Motion, Model 5514 Scaled to L = 142 m, $\omega = 0.2079$ rad/s, $F_n = 0.3$)	P-88
P-75.	Minimum and Maximum of Variables F_x^{ptot} and $(F_x^{ptot})^*$ for the Case (FRE-DYN, Task 1, Forced Pitch Motion, Model 5514 Scaled to L = 142 m, $\omega = 0.2079$ rad/s, $F_n = 0.3$)	P-89
P-76.	Minimum and Maximum of Variables F_x^{ptot} and $(F_x^{ptot})^*$ for the Case (LAMP-1, Task 1, Forced Pitch Motion, Model 5514 Scaled to L = 142 m, $\omega = 0.2079$ rad/s, $F_n = 0.3$)	P-89

TASK 1/PITCH MOTION/MODEL 5514

P-77.	Minimum and Maximum of Variables F_x^{ptot} and $(F_x^{\text{ptot}})^*$ for the Case (LAMP-3, Task 1, Forced Pitch Motion, Model 5514 Scaled to L = 142 m, $\omega = 0.2079$ rad/s, $F_n = 0.3$)	P-90
P-78.	Minimum and Maximum of Variables F_x^{ptot} and $(F_x^{\text{ptot}})^*$ for the Case (LAMP-4, Task 1, Forced Pitch Motion, Model 5514 Scaled to L = 142 m, $\omega = 0.2079$ rad/s, $F_n = 0.3$)	P-90
P-79.	Minimum and Maximum of Variables F_x^{ptot} and $(F_x^{\text{ptot}})^*$ for the Case (NFA, Task 1, Forced Pitch Motion, Model 5514 Scaled to L = 142 m, $\omega = 0.2079$ rad/s, $F_n = 0.3$)	P-91
P-80.	Minimum and Maximum of Variables F_x^{ptot} and $(F_x^{\text{ptot}})^*$ for the Case (NSHIPMO, Task 1, Forced Pitch Motion, Model 5514 Scaled to L = 142 m, $\omega = 0.2079$ rad/s, $F_n = 0.3$)	P-91
P-81.	Minimum and Maximum of Variables F_x^{ptot} and $(F_x^{\text{ptot}})^*$ for the Case (AEGIR-1, Task 1, Forced Pitch Motion, Model 5514 Scaled to L = 142 m, $\omega = 0.3831$ rad/s, $F_n = 0.3$)	P-93
P-82.	Minimum and Maximum of Variables F_x^{ptot} and $(F_x^{\text{ptot}})^*$ for the Case (AEGIR-2, Task 1, Forced Pitch Motion, Model 5514 Scaled to L = 142 m, $\omega = 0.3831$ rad/s, $F_n = 0.3$)	P-93
P-83.	Minimum and Maximum of Variables F_x^{ptot} and $(F_x^{\text{ptot}})^*$ for the Case (FRE-DYN, Task 1, Forced Pitch Motion, Model 5514 Scaled to L = 142 m, $\omega = 0.3831$ rad/s, $F_n = 0.3$)	P-94
P-84.	Minimum and Maximum of Variables F_x^{ptot} and $(F_x^{\text{ptot}})^*$ for the Case (LAMP-1, Task 1, Forced Pitch Motion, Model 5514 Scaled to L = 142 m, $\omega = 0.3831$ rad/s, $F_n = 0.3$)	P-94
P-85.	Minimum and Maximum of Variables F_x^{ptot} and $(F_x^{\text{ptot}})^*$ for the Case (LAMP-3, Task 1, Forced Pitch Motion, Model 5514 Scaled to L = 142 m, $\omega = 0.3831$ rad/s, $F_n = 0.3$)	P-95
P-86.	Minimum and Maximum of Variables F_x^{ptot} and $(F_x^{\text{ptot}})^*$ for the Case (LAMP-4, Task 1, Forced Pitch Motion, Model 5514 Scaled to L = 142 m, $\omega = 0.3831$ rad/s, $F_n = 0.3$)	P-95
P-87.	Minimum and Maximum of Variables F_x^{ptot} and $(F_x^{\text{ptot}})^*$ for the Case (NFA, Task 1, Forced Pitch Motion, Model 5514 Scaled to L = 142 m, $\omega = 0.3831$ rad/s, $F_n = 0.3$)	P-96
P-88.	Minimum and Maximum of Variables F_x^{ptot} and $(F_x^{\text{ptot}})^*$ for the Case (NSHIPMO, Task 1, Forced Pitch Motion, Model 5514 Scaled to L = 142 m, $\omega = 0.3831$ rad/s, $F_n = 0.3$)	P-96
P-89.	Minimum and Maximum of Variables F_x^{ptot} and $(F_x^{\text{ptot}})^*$ for the Case (AEGIR-1, Task 1, Forced Pitch Motion, Model 5514 Scaled to L = 142 m, $\omega = 1.1000$ rad/s, $F_n = 0.3$)	P-98
P-90.	Minimum and Maximum of Variables F_x^{ptot} and $(F_x^{\text{ptot}})^*$ for the Case (AEGIR-2, Task 1, Forced Pitch Motion, Model 5514 Scaled to L = 142 m, $\omega = 1.1000$ rad/s, $F_n = 0.3$)	P-98

TASK 1/PITCH MOTION/MODEL 5514

P-91.	Minimum and Maximum of Variables F_x^{ptot} and $(F_x^{ptot})^*$ for the Case (FRE-DYN, Task 1, Forced Pitch Motion, Model 5514 Scaled to L = 142 m, $\omega = 1.1000$ rad/s, $F_n = 0.3$)	P-99
P-92.	Minimum and Maximum of Variables F_x^{ptot} and $(F_x^{ptot})^*$ for the Case (LAMP-1, Task 1, Forced Pitch Motion, Model 5514 Scaled to L = 142 m, $\omega = 1.1000$ rad/s, $F_n = 0.3$)	P-99
P-93.	Minimum and Maximum of Variables F_x^{ptot} and $(F_x^{ptot})^*$ for the Case (LAMP-3, Task 1, Forced Pitch Motion, Model 5514 Scaled to L = 142 m, $\omega = 1.1000$ rad/s, $F_n = 0.3$)	P-100
P-94.	Minimum and Maximum of Variables F_x^{ptot} and $(F_x^{ptot})^*$ for the Case (LAMP-4, Task 1, Forced Pitch Motion, Model 5514 Scaled to L = 142 m, $\omega = 1.1000$ rad/s, $F_n = 0.3$)	P-100
P-95.	Minimum and Maximum of Variables F_x^{ptot} and $(F_x^{ptot})^*$ for the Case (NFA, Task 1, Forced Pitch Motion, Model 5514 Scaled to L = 142 m, $\omega = 1.1000$ rad/s, $F_n = 0.3$)	P-101
P-96.	Minimum and Maximum of Variables F_x^{ptot} and $(F_x^{ptot})^*$ for the Case (NSHIPMO, Task 1, Forced Pitch Motion, Model 5514 Scaled to L = 142 m, $\omega = 1.1000$ rad/s, $F_n = 0.3$)	P-101
P-97.	Minimum and Maximum of Variables F_z^{ptot} and $(F_z^{ptot})^*$ for the Case (AEGIR-1, Task 1, Forced Pitch Motion, Model 5514 Scaled to L = 142 m, $\omega = 0.2079$ rad/s, $F_n = 0.0$)	P-103
P-98.	Minimum and Maximum of Variables F_z^{ptot} and $(F_z^{ptot})^*$ for the Case (AEGIR-2, Task 1, Forced Pitch Motion, Model 5514 Scaled to L = 142 m, $\omega = 0.2079$ rad/s, $F_n = 0.0$)	P-103
P-99.	Minimum and Maximum of Variables F_z^{ptot} and $(F_z^{ptot})^*$ for the Case (FRE-DYN, Task 1, Forced Pitch Motion, Model 5514 Scaled to L = 142 m, $\omega = 0.2079$ rad/s, $F_n = 0.0$)	P-104
P-100.	Minimum and Maximum of Variables F_z^{ptot} and $(F_z^{ptot})^*$ for the Case (LAMP-1, Task 1, Forced Pitch Motion, Model 5514 Scaled to L = 142 m, $\omega = 0.2079$ rad/s, $F_n = 0.0$)	P-104
P-101.	Minimum and Maximum of Variables F_z^{ptot} and $(F_z^{ptot})^*$ for the Case (LAMP-3, Task 1, Forced Pitch Motion, Model 5514 Scaled to L = 142 m, $\omega = 0.2079$ rad/s, $F_n = 0.0$)	P-105
P-102.	Minimum and Maximum of Variables F_z^{ptot} and $(F_z^{ptot})^*$ for the Case (LAMP-4, Task 1, Forced Pitch Motion, Model 5514 Scaled to L = 142 m, $\omega = 0.2079$ rad/s, $F_n = 0.0$)	P-105
P-103.	Minimum and Maximum of Variables F_z^{ptot} and $(F_z^{ptot})^*$ for the Case (NFA, Task 1, Forced Pitch Motion, Model 5514 Scaled to L = 142 m, $\omega = 0.2079$ rad/s, $F_n = 0.0$)	P-106
P-104.	Minimum and Maximum of Variables F_z^{ptot} and $(F_z^{ptot})^*$ for the Case (NSHIPMO, Task 1, Forced Pitch Motion, Model 5514 Scaled to L = 142 m, $\omega = 0.2079$ rad/s, $F_n = 0.0$)	P-106

TASK 1/PITCH MOTION/MODEL 5514

P-105. Minimum and Maximum of Variables F_z^{ptot} and $(F_z^{ptot})^*$ for the Case (AEGIR-1, Task 1, Forced Pitch Motion, Model 5514 Scaled to L = 142 m, $\omega = 0.3831$ rad/s, $F_n = 0.0$) P-108

P-106. Minimum and Maximum of Variables F_z^{ptot} and $(F_z^{ptot})^*$ for the Case (AEGIR-2, Task 1, Forced Pitch Motion, Model 5514 Scaled to L = 142 m, $\omega = 0.3831$ rad/s, $F_n = 0.0$) P-108

P-107. Minimum and Maximum of Variables F_z^{ptot} and $(F_z^{ptot})^*$ for the Case (FRE-DYN, Task 1, Forced Pitch Motion, Model 5514 Scaled to L = 142 m, $\omega = 0.3831$ rad/s, $F_n = 0.0$) P-109

P-108. Minimum and Maximum of Variables F_z^{ptot} and $(F_z^{ptot})^*$ for the Case (LAMP-1, Task 1, Forced Pitch Motion, Model 5514 Scaled to L = 142 m, $\omega = 0.3831$ rad/s, $F_n = 0.0$) P-109

P-109. Minimum and Maximum of Variables F_z^{ptot} and $(F_z^{ptot})^*$ for the Case (LAMP-3, Task 1, Forced Pitch Motion, Model 5514 Scaled to L = 142 m, $\omega = 0.3831$ rad/s, $F_n = 0.0$) P-110

P-110. Minimum and Maximum of Variables F_z^{ptot} and $(F_z^{ptot})^*$ for the Case (LAMP-4, Task 1, Forced Pitch Motion, Model 5514 Scaled to L = 142 m, $\omega = 0.3831$ rad/s, $F_n = 0.0$) P-110

P-111. Minimum and Maximum of Variables F_z^{ptot} and $(F_z^{ptot})^*$ for the Case (NFA, Task 1, Forced Pitch Motion, Model 5514 Scaled to L = 142 m, $\omega = 0.3831$ rad/s, $F_n = 0.0$) P-111

P-112. Minimum and Maximum of Variables F_z^{ptot} and $(F_z^{ptot})^*$ for the Case (NSHIPMO, Task 1, Forced Pitch Motion, Model 5514 Scaled to L = 142 m, $\omega = 0.3831$ rad/s, $F_n = 0.0$) P-111

P-113. Minimum and Maximum of Variables F_z^{ptot} and $(F_z^{ptot})^*$ for the Case (AEGIR-1, Task 1, Forced Pitch Motion, Model 5514 Scaled to L = 142 m, $\omega = 1.1000$ rad/s, $F_n = 0.0$) P-113

P-114. Minimum and Maximum of Variables F_z^{ptot} and $(F_z^{ptot})^*$ for the Case (AEGIR-2, Task 1, Forced Pitch Motion, Model 5514 Scaled to L = 142 m, $\omega = 1.1000$ rad/s, $F_n = 0.0$) P-113

P-115. Minimum and Maximum of Variables F_z^{ptot} and $(F_z^{ptot})^*$ for the Case (FRE-DYN, Task 1, Forced Pitch Motion, Model 5514 Scaled to L = 142 m, $\omega = 1.1000$ rad/s, $F_n = 0.0$) P-114

P-116. Minimum and Maximum of Variables F_z^{ptot} and $(F_z^{ptot})^*$ for the Case (LAMP-1, Task 1, Forced Pitch Motion, Model 5514 Scaled to L = 142 m, $\omega = 1.1000$ rad/s, $F_n = 0.0$) P-114

P-117. Minimum and Maximum of Variables F_z^{ptot} and $(F_z^{ptot})^*$ for the Case (LAMP-3, Task 1, Forced Pitch Motion, Model 5514 Scaled to L = 142 m, $\omega = 1.1000$ rad/s, $F_n = 0.0$) P-115

P-118. Minimum and Maximum of Variables F_z^{ptot} and $(F_z^{ptot})^*$ for the Case (LAMP-4, Task 1, Forced Pitch Motion, Model 5514 Scaled to L = 142 m, $\omega = 1.1000$ rad/s, $F_n = 0.0$) P-115

TASK 1/PITCH MOTION/MODEL 5514

P-119. Minimum and Maximum of Variables F_z^{ptot} and $(F_z^{ptot})^*$ for the Case (NFA, Task 1, Forced Pitch Motion, Model 5514 Scaled to L = 142 m, $\omega = 1.1000$ rad/s, $F_n = 0.0$) P-116

P-120. Minimum and Maximum of Variables F_z^{ptot} and $(F_z^{ptot})^*$ for the Case (NSHIPMO, Task 1, Forced Pitch Motion, Model 5514 Scaled to L = 142 m, $\omega = 1.1000$ rad/s, $F_n = 0.0$) P-116

P-121. Minimum and Maximum of Variables F_z^{ptot} and $(F_z^{ptot})^*$ for the Case (AEGIR-1, Task 1, Forced Pitch Motion, Model 5514 Scaled to L = 142 m, $\omega = 0.2079$ rad/s, $F_n = 0.3$) P-118

P-122. Minimum and Maximum of Variables F_z^{ptot} and $(F_z^{ptot})^*$ for the Case (AEGIR-2, Task 1, Forced Pitch Motion, Model 5514 Scaled to L = 142 m, $\omega = 0.2079$ rad/s, $F_n = 0.3$) P-118

P-123. Minimum and Maximum of Variables F_z^{ptot} and $(F_z^{ptot})^*$ for the Case (FRE-DYN, Task 1, Forced Pitch Motion, Model 5514 Scaled to L = 142 m, $\omega = 0.2079$ rad/s, $F_n = 0.3$) P-119

P-124. Minimum and Maximum of Variables F_z^{ptot} and $(F_z^{ptot})^*$ for the Case (LAMP-1, Task 1, Forced Pitch Motion, Model 5514 Scaled to L = 142 m, $\omega = 0.2079$ rad/s, $F_n = 0.3$) P-119

P-125. Minimum and Maximum of Variables F_z^{ptot} and $(F_z^{ptot})^*$ for the Case (LAMP-3, Task 1, Forced Pitch Motion, Model 5514 Scaled to L = 142 m, $\omega = 0.2079$ rad/s, $F_n = 0.3$) P-120

P-126. Minimum and Maximum of Variables F_z^{ptot} and $(F_z^{ptot})^*$ for the Case (LAMP-4, Task 1, Forced Pitch Motion, Model 5514 Scaled to L = 142 m, $\omega = 0.2079$ rad/s, $F_n = 0.3$) P-120

P-127. Minimum and Maximum of Variables F_z^{ptot} and $(F_z^{ptot})^*$ for the Case (NFA, Task 1, Forced Pitch Motion, Model 5514 Scaled to L = 142 m, $\omega = 0.2079$ rad/s, $F_n = 0.3$) P-121

P-128. Minimum and Maximum of Variables F_z^{ptot} and $(F_z^{ptot})^*$ for the Case (NSHIPMO, Task 1, Forced Pitch Motion, Model 5514 Scaled to L = 142 m, $\omega = 0.2079$ rad/s, $F_n = 0.3$) P-121

P-129. Minimum and Maximum of Variables F_z^{ptot} and $(F_z^{ptot})^*$ for the Case (AEGIR-1, Task 1, Forced Pitch Motion, Model 5514 Scaled to L = 142 m, $\omega = 0.3831$ rad/s, $F_n = 0.3$) P-123

P-130. Minimum and Maximum of Variables F_z^{ptot} and $(F_z^{ptot})^*$ for the Case (AEGIR-2, Task 1, Forced Pitch Motion, Model 5514 Scaled to L = 142 m, $\omega = 0.3831$ rad/s, $F_n = 0.3$) P-123

P-131. Minimum and Maximum of Variables F_z^{ptot} and $(F_z^{ptot})^*$ for the Case (FRE-DYN, Task 1, Forced Pitch Motion, Model 5514 Scaled to L = 142 m, $\omega = 0.3831$ rad/s, $F_n = 0.3$) P-124

P-132. Minimum and Maximum of Variables F_z^{ptot} and $(F_z^{ptot})^*$ for the Case (LAMP-1, Task 1, Forced Pitch Motion, Model 5514 Scaled to L = 142 m, $\omega = 0.3831$ rad/s, $F_n = 0.3$) P-124

TASK 1/PITCH MOTION/MODEL 5514

P-133.	Minimum and Maximum of Variables F_z^{ptot} and $(F_z^{ptot})^*$ for the Case (LAMP-3, Task 1, Forced Pitch Motion, Model 5514 Scaled to L = 142 m, $\omega = 0.3831$ rad/s, $F_n = 0.3$)	P-125
P-134.	Minimum and Maximum of Variables F_z^{ptot} and $(F_z^{ptot})^*$ for the Case (LAMP-4, Task 1, Forced Pitch Motion, Model 5514 Scaled to L = 142 m, $\omega = 0.3831$ rad/s, $F_n = 0.3$)	P-125
P-135.	Minimum and Maximum of Variables F_z^{ptot} and $(F_z^{ptot})^*$ for the Case (NFA, Task 1, Forced Pitch Motion, Model 5514 Scaled to L = 142 m, $\omega = 0.3831$ rad/s, $F_n = 0.3$)	P-126
P-136.	Minimum and Maximum of Variables F_z^{ptot} and $(F_z^{ptot})^*$ for the Case (NSHIPMO, Task 1, Forced Pitch Motion, Model 5514 Scaled to L = 142 m, $\omega = 0.3831$ rad/s, $F_n = 0.3$)	P-126
P-137.	Minimum and Maximum of Variables F_z^{ptot} and $(F_z^{ptot})^*$ for the Case (AEGIR-1, Task 1, Forced Pitch Motion, Model 5514 Scaled to L = 142 m, $\omega = 1.1000$ rad/s, $F_n = 0.3$)	P-128
P-138.	Minimum and Maximum of Variables F_z^{ptot} and $(F_z^{ptot})^*$ for the Case (AEGIR-2, Task 1, Forced Pitch Motion, Model 5514 Scaled to L = 142 m, $\omega = 1.1000$ rad/s, $F_n = 0.3$)	P-128
P-139.	Minimum and Maximum of Variables F_z^{ptot} and $(F_z^{ptot})^*$ for the Case (FRE-DYN, Task 1, Forced Pitch Motion, Model 5514 Scaled to L = 142 m, $\omega = 1.1000$ rad/s, $F_n = 0.3$)	P-129
P-140.	Minimum and Maximum of Variables F_z^{ptot} and $(F_z^{ptot})^*$ for the Case (LAMP-1, Task 1, Forced Pitch Motion, Model 5514 Scaled to L = 142 m, $\omega = 1.1000$ rad/s, $F_n = 0.3$)	P-129
P-141.	Minimum and Maximum of Variables F_z^{ptot} and $(F_z^{ptot})^*$ for the Case (LAMP-3, Task 1, Forced Pitch Motion, Model 5514 Scaled to L = 142 m, $\omega = 1.1000$ rad/s, $F_n = 0.3$)	P-130
P-142.	Minimum and Maximum of Variables F_z^{ptot} and $(F_z^{ptot})^*$ for the Case (LAMP-4, Task 1, Forced Pitch Motion, Model 5514 Scaled to L = 142 m, $\omega = 1.1000$ rad/s, $F_n = 0.3$)	P-130
P-143.	Minimum and Maximum of Variables F_z^{ptot} and $(F_z^{ptot})^*$ for the Case (NFA, Task 1, Forced Pitch Motion, Model 5514 Scaled to L = 142 m, $\omega = 1.1000$ rad/s, $F_n = 0.3$)	P-131
P-144.	Minimum and Maximum of Variables F_z^{ptot} and $(F_z^{ptot})^*$ for the Case (NSHIPMO, Task 1, Forced Pitch Motion, Model 5514 Scaled to L = 142 m, $\omega = 1.1000$ rad/s, $F_n = 0.3$)	P-131
P-145.	Minimum and Maximum of Variables M_y^{ptot} and $(M_y^{ptot})^*$ for the Case (AEGIR-1, Task 1, Forced Pitch Motion, Model 5514 Scaled to L = 142 m, $\omega = 0.2079$ rad/s, $F_n = 0.0$)	P-133
P-146.	Minimum and Maximum of Variables M_y^{ptot} and $(M_y^{ptot})^*$ for the Case (AEGIR-2, Task 1, Forced Pitch Motion, Model 5514 Scaled to L = 142 m, $\omega = 0.2079$ rad/s, $F_n = 0.0$)	P-133

TASK 1/PITCH MOTION/MODEL 5514

P-147. Minimum and Maximum of Variables M_y^{ptot} and $(M_y^{ptot})^*$ for the Case (FRE-DYN, Task 1, Forced Pitch Motion, Model 5514 Scaled to L = 142 m, $\omega = 0.2079$ rad/s, $F_n = 0.0$) P-134

P-148. Minimum and Maximum of Variables M_y^{ptot} and $(M_y^{ptot})^*$ for the Case (LAMP-1, Task 1, Forced Pitch Motion, Model 5514 Scaled to L = 142 m, $\omega = 0.2079$ rad/s, $F_n = 0.0$) P-134

P-149. Minimum and Maximum of Variables M_y^{ptot} and $(M_y^{ptot})^*$ for the Case (LAMP-3, Task 1, Forced Pitch Motion, Model 5514 Scaled to L = 142 m, $\omega = 0.2079$ rad/s, $F_n = 0.0$) P-135

P-150. Minimum and Maximum of Variables M_y^{ptot} and $(M_y^{ptot})^*$ for the Case (LAMP-4, Task 1, Forced Pitch Motion, Model 5514 Scaled to L = 142 m, $\omega = 0.2079$ rad/s, $F_n = 0.0$) P-135

P-151. Minimum and Maximum of Variables M_y^{ptot} and $(M_y^{ptot})^*$ for the Case (NFA, Task 1, Forced Pitch Motion, Model 5514 Scaled to L = 142 m, $\omega = 0.2079$ rad/s, $F_n = 0.0$) P-136

P-152. Minimum and Maximum of Variables M_y^{ptot} and $(M_y^{ptot})^*$ for the Case (NSHIPMO, Task 1, Forced Pitch Motion, Model 5514 Scaled to L = 142 m, $\omega = 0.2079$ rad/s, $F_n = 0.0$) P-136

P-153. Minimum and Maximum of Variables M_y^{ptot} and $(M_y^{ptot})^*$ for the Case (AEGIR-1, Task 1, Forced Pitch Motion, Model 5514 Scaled to L = 142 m, $\omega = 0.3831$ rad/s, $F_n = 0.0$) P-138

P-154. Minimum and Maximum of Variables M_y^{ptot} and $(M_y^{ptot})^*$ for the Case (AEGIR-2, Task 1, Forced Pitch Motion, Model 5514 Scaled to L = 142 m, $\omega = 0.3831$ rad/s, $F_n = 0.0$) P-138

P-155. Minimum and Maximum of Variables M_y^{ptot} and $(M_y^{ptot})^*$ for the Case (FRE-DYN, Task 1, Forced Pitch Motion, Model 5514 Scaled to L = 142 m, $\omega = 0.3831$ rad/s, $F_n = 0.0$) P-139

P-156. Minimum and Maximum of Variables M_y^{ptot} and $(M_y^{ptot})^*$ for the Case (LAMP-1, Task 1, Forced Pitch Motion, Model 5514 Scaled to L = 142 m, $\omega = 0.3831$ rad/s, $F_n = 0.0$) P-139

P-157. Minimum and Maximum of Variables M_y^{ptot} and $(M_y^{ptot})^*$ for the Case (LAMP-3, Task 1, Forced Pitch Motion, Model 5514 Scaled to L = 142 m, $\omega = 0.3831$ rad/s, $F_n = 0.0$) P-140

P-158. Minimum and Maximum of Variables M_y^{ptot} and $(M_y^{ptot})^*$ for the Case (LAMP-4, Task 1, Forced Pitch Motion, Model 5514 Scaled to L = 142 m, $\omega = 0.3831$ rad/s, $F_n = 0.0$) P-140

P-159. Minimum and Maximum of Variables M_y^{ptot} and $(M_y^{ptot})^*$ for the Case (NFA, Task 1, Forced Pitch Motion, Model 5514 Scaled to L = 142 m, $\omega = 0.3831$ rad/s, $F_n = 0.0$) P-141

P-160. Minimum and Maximum of Variables M_y^{ptot} and $(M_y^{ptot})^*$ for the Case (NSHIPMO, Task 1, Forced Pitch Motion, Model 5514 Scaled to L = 142 m, $\omega = 0.3831$ rad/s, $F_n = 0.0$) P-141

TASK 1/PITCH MOTION/MODEL 5514

P-161. Minimum and Maximum of Variables M_y^{ptot} and $(M_y^{ptot})^*$ for the Case (AEGIR-1, Task 1, Forced Pitch Motion, Model 5514 Scaled to L = 142 m, $\omega = 1.1000$ rad/s, $F_n = 0.0$) P-143

P-162. Minimum and Maximum of Variables M_y^{ptot} and $(M_y^{ptot})^*$ for the Case (AEGIR-2, Task 1, Forced Pitch Motion, Model 5514 Scaled to L = 142 m, $\omega = 1.1000$ rad/s, $F_n = 0.0$) P-143

P-163. Minimum and Maximum of Variables M_y^{ptot} and $(M_y^{ptot})^*$ for the Case (FRE-DYN, Task 1, Forced Pitch Motion, Model 5514 Scaled to L = 142 m, $\omega = 1.1000$ rad/s, $F_n = 0.0$) P-144

P-164. Minimum and Maximum of Variables M_y^{ptot} and $(M_y^{ptot})^*$ for the Case (LAMP-1, Task 1, Forced Pitch Motion, Model 5514 Scaled to L = 142 m, $\omega = 1.1000$ rad/s, $F_n = 0.0$) P-144

P-165. Minimum and Maximum of Variables M_y^{ptot} and $(M_y^{ptot})^*$ for the Case (LAMP-3, Task 1, Forced Pitch Motion, Model 5514 Scaled to L = 142 m, $\omega = 1.1000$ rad/s, $F_n = 0.0$) P-145

P-166. Minimum and Maximum of Variables M_y^{ptot} and $(M_y^{ptot})^*$ for the Case (LAMP-4, Task 1, Forced Pitch Motion, Model 5514 Scaled to L = 142 m, $\omega = 1.1000$ rad/s, $F_n = 0.0$) P-145

P-167. Minimum and Maximum of Variables M_y^{ptot} and $(M_y^{ptot})^*$ for the Case (NFA, Task 1, Forced Pitch Motion, Model 5514 Scaled to L = 142 m, $\omega = 1.1000$ rad/s, $F_n = 0.0$) P-146

P-168. Minimum and Maximum of Variables M_y^{ptot} and $(M_y^{ptot})^*$ for the Case (NSHIPMO, Task 1, Forced Pitch Motion, Model 5514 Scaled to L = 142 m, $\omega = 1.1000$ rad/s, $F_n = 0.0$) P-146

P-169. Minimum and Maximum of Variables M_y^{ptot} and $(M_y^{ptot})^*$ for the Case (AEGIR-1, Task 1, Forced Pitch Motion, Model 5514 Scaled to L = 142 m, $\omega = 0.2079$ rad/s, $F_n = 0.3$) P-148

P-170. Minimum and Maximum of Variables M_y^{ptot} and $(M_y^{ptot})^*$ for the Case (AEGIR-2, Task 1, Forced Pitch Motion, Model 5514 Scaled to L = 142 m, $\omega = 0.2079$ rad/s, $F_n = 0.3$) P-148

P-171. Minimum and Maximum of Variables M_y^{ptot} and $(M_y^{ptot})^*$ for the Case (FRE-DYN, Task 1, Forced Pitch Motion, Model 5514 Scaled to L = 142 m, $\omega = 0.2079$ rad/s, $F_n = 0.3$) P-149

P-172. Minimum and Maximum of Variables M_y^{ptot} and $(M_y^{ptot})^*$ for the Case (LAMP-1, Task 1, Forced Pitch Motion, Model 5514 Scaled to L = 142 m, $\omega = 0.2079$ rad/s, $F_n = 0.3$) P-149

P-173. Minimum and Maximum of Variables M_y^{ptot} and $(M_y^{ptot})^*$ for the Case (LAMP-3, Task 1, Forced Pitch Motion, Model 5514 Scaled to L = 142 m, $\omega = 0.2079$ rad/s, $F_n = 0.3$) P-150

P-174. Minimum and Maximum of Variables M_y^{ptot} and $(M_y^{ptot})^*$ for the Case (LAMP-4, Task 1, Forced Pitch Motion, Model 5514 Scaled to L = 142 m, $\omega = 0.2079$ rad/s, $F_n = 0.3$) P-150

TASK 1/PITCH MOTION/MODEL 5514

P-175. Minimum and Maximum of Variables M_y^{ptot} and $(M_y^{ptot})^*$ for the Case (NFA, Task 1, Forced Pitch Motion, Model 5514 Scaled to L = 142 m, $\omega = 0.2079$ rad/s, $F_n = 0.3$) P-151

P-176. Minimum and Maximum of Variables M_y^{ptot} and $(M_y^{ptot})^*$ for the Case (NSHIPMO, Task 1, Forced Pitch Motion, Model 5514 Scaled to L = 142 m, $\omega = 0.2079$ rad/s, $F_n = 0.3$) P-151

P-177. Minimum and Maximum of Variables M_y^{ptot} and $(M_y^{ptot})^*$ for the Case (AEGIR-1, Task 1, Forced Pitch Motion, Model 5514 Scaled to L = 142 m, $\omega = 0.3831$ rad/s, $F_n = 0.3$) P-153

P-178. Minimum and Maximum of Variables M_y^{ptot} and $(M_y^{ptot})^*$ for the Case (AEGIR-2, Task 1, Forced Pitch Motion, Model 5514 Scaled to L = 142 m, $\omega = 0.3831$ rad/s, $F_n = 0.3$) P-153

P-179. Minimum and Maximum of Variables M_y^{ptot} and $(M_y^{ptot})^*$ for the Case (FRE-DYN, Task 1, Forced Pitch Motion, Model 5514 Scaled to L = 142 m, $\omega = 0.3831$ rad/s, $F_n = 0.3$) P-154

P-180. Minimum and Maximum of Variables M_y^{ptot} and $(M_y^{ptot})^*$ for the Case (LAMP-1, Task 1, Forced Pitch Motion, Model 5514 Scaled to L = 142 m, $\omega = 0.3831$ rad/s, $F_n = 0.3$) P-154

P-181. Minimum and Maximum of Variables M_y^{ptot} and $(M_y^{ptot})^*$ for the Case (LAMP-3, Task 1, Forced Pitch Motion, Model 5514 Scaled to L = 142 m, $\omega = 0.3831$ rad/s, $F_n = 0.3$) P-155

P-182. Minimum and Maximum of Variables M_y^{ptot} and $(M_y^{ptot})^*$ for the Case (LAMP-4, Task 1, Forced Pitch Motion, Model 5514 Scaled to L = 142 m, $\omega = 0.3831$ rad/s, $F_n = 0.3$) P-155

P-183. Minimum and Maximum of Variables M_y^{ptot} and $(M_y^{ptot})^*$ for the Case (NFA, Task 1, Forced Pitch Motion, Model 5514 Scaled to L = 142 m, $\omega = 0.3831$ rad/s, $F_n = 0.3$) P-156

P-184. Minimum and Maximum of Variables M_y^{ptot} and $(M_y^{ptot})^*$ for the Case (NSHIPMO, Task 1, Forced Pitch Motion, Model 5514 Scaled to L = 142 m, $\omega = 0.3831$ rad/s, $F_n = 0.3$) P-156

P-185. Minimum and Maximum of Variables M_y^{ptot} and $(M_y^{ptot})^*$ for the Case (AEGIR-1, Task 1, Forced Pitch Motion, Model 5514 Scaled to L = 142 m, $\omega = 1.1000$ rad/s, $F_n = 0.3$) P-158

P-186. Minimum and Maximum of Variables M_y^{ptot} and $(M_y^{ptot})^*$ for the Case (AEGIR-2, Task 1, Forced Pitch Motion, Model 5514 Scaled to L = 142 m, $\omega = 1.1000$ rad/s, $F_n = 0.3$) P-158

P-187. Minimum and Maximum of Variables M_y^{ptot} and $(M_y^{ptot})^*$ for the Case (FRE-DYN, Task 1, Forced Pitch Motion, Model 5514 Scaled to L = 142 m, $\omega = 1.1000$ rad/s, $F_n = 0.3$) P-159

P-188. Minimum and Maximum of Variables M_y^{ptot} and $(M_y^{ptot})^*$ for the Case (LAMP-1, Task 1, Forced Pitch Motion, Model 5514 Scaled to L = 142 m, $\omega = 1.1000$ rad/s, $F_n = 0.3$) P-159

TASK 1/PITCH MOTION/MODEL 5514

P-189. Minimum and Maximum of Variables M_y^{ptot} and $(M_y^{ptot})^*$ for the Case (LAMP-3, Task 1, Forced Pitch Motion, Model 5514 Scaled to L = 142 m, $\omega = 1.1000$ rad/s, $F_n = 0.3$) P-160

P-190. Minimum and Maximum of Variables M_y^{ptot} and $(M_y^{ptot})^*$ for the Case (LAMP-4, Task 1, Forced Pitch Motion, Model 5514 Scaled to L = 142 m, $\omega = 1.1000$ rad/s, $F_n = 0.3$) P-160

P-191. Minimum and Maximum of Variables M_y^{ptot} and $(M_y^{ptot})^*$ for the Case (NFA, Task 1, Forced Pitch Motion, Model 5514 Scaled to L = 142 m, $\omega = 1.1000$ rad/s, $F_n = 0.3$) P-161

P-192. Minimum and Maximum of Variables M_y^{ptot} and $(M_y^{ptot})^*$ for the Case (NSHIPMO, Task 1, Forced Pitch Motion, Model 5514 Scaled to L = 142 m, $\omega = 1.1000$ rad/s, $F_n = 0.3$) P-161

P-193. Minimum and Maximum of Variables F_x^{hst} and $(F_x^{hst})^*$ for the Case (AEGIR-1, Task 1, Forced Pitch Motion, Model 5514 Scaled to L = 142 m, $\omega = 0.2079$ rad/s, $F_n = 0.0$) P-163

P-194. Minimum and Maximum of Variables F_x^{hst} and $(F_x^{hst})^*$ for the Case (AEGIR-2, Task 1, Forced Pitch Motion, Model 5514 Scaled to L = 142 m, $\omega = 0.2079$ rad/s, $F_n = 0.0$) P-163

P-195. Minimum and Maximum of Variables F_x^{hst} and $(F_x^{hst})^*$ for the Case (FRE-DYN, Task 1, Forced Pitch Motion, Model 5514 Scaled to L = 142 m, $\omega = 0.2079$ rad/s, $F_n = 0.0$) P-164

P-196. Minimum and Maximum of Variables F_x^{hst} and $(F_x^{hst})^*$ for the Case (LAMP-1, Task 1, Forced Pitch Motion, Model 5514 Scaled to L = 142 m, $\omega = 0.2079$ rad/s, $F_n = 0.0$) P-164

P-197. Minimum and Maximum of Variables F_x^{hst} and $(F_x^{hst})^*$ for the Case (LAMP-3, Task 1, Forced Pitch Motion, Model 5514 Scaled to L = 142 m, $\omega = 0.2079$ rad/s, $F_n = 0.0$) P-165

P-198. Minimum and Maximum of Variables F_x^{hst} and $(F_x^{hst})^*$ for the Case (LAMP-4, Task 1, Forced Pitch Motion, Model 5514 Scaled to L = 142 m, $\omega = 0.2079$ rad/s, $F_n = 0.0$) P-165

P-199. Minimum and Maximum of Variables F_x^{hst} and $(F_x^{hst})^*$ for the Case (NFA, Task 1, Forced Pitch Motion, Model 5514 Scaled to L = 142 m, $\omega = 0.2079$ rad/s, $F_n = 0.0$) P-166

P-200. Minimum and Maximum of Variables F_x^{hst} and $(F_x^{hst})^*$ for the Case (NSHIPMO, Task 1, Forced Pitch Motion, Model 5514 Scaled to L = 142 m, $\omega = 0.2079$ rad/s, $F_n = 0.0$) P-166

P-201. Minimum and Maximum of Variables F_x^{hst} and $(F_x^{hst})^*$ for the Case (AEGIR-1, Task 1, Forced Pitch Motion, Model 5514 Scaled to L = 142 m, $\omega = 0.3831$ rad/s, $F_n = 0.0$) P-168

P-202. Minimum and Maximum of Variables F_x^{hst} and $(F_x^{hst})^*$ for the Case (AEGIR-2, Task 1, Forced Pitch Motion, Model 5514 Scaled to L = 142 m, $\omega = 0.3831$ rad/s, $F_n = 0.0$) P-168

TASK 1/PITCH MOTION/MODEL 5514

P-203. Minimum and Maximum of Variables F_x^{hst} and $(F_x^{\text{hst}})^*$ for the Case (FRE-DYN, Task 1, Forced Pitch Motion, Model 5514 Scaled to L = 142 m, $\omega = 0.3831$ rad/s, $F_n = 0.0$) P-169

P-204. Minimum and Maximum of Variables F_x^{hst} and $(F_x^{\text{hst}})^*$ for the Case (LAMP-1, Task 1, Forced Pitch Motion, Model 5514 Scaled to L = 142 m, $\omega = 0.3831$ rad/s, $F_n = 0.0$) P-169

P-205. Minimum and Maximum of Variables F_x^{hst} and $(F_x^{\text{hst}})^*$ for the Case (LAMP-3, Task 1, Forced Pitch Motion, Model 5514 Scaled to L = 142 m, $\omega = 0.3831$ rad/s, $F_n = 0.0$) P-170

P-206. Minimum and Maximum of Variables F_x^{hst} and $(F_x^{\text{hst}})^*$ for the Case (LAMP-4, Task 1, Forced Pitch Motion, Model 5514 Scaled to L = 142 m, $\omega = 0.3831$ rad/s, $F_n = 0.0$) P-170

P-207. Minimum and Maximum of Variables F_x^{hst} and $(F_x^{\text{hst}})^*$ for the Case (NFA, Task 1, Forced Pitch Motion, Model 5514 Scaled to L = 142 m, $\omega = 0.3831$ rad/s, $F_n = 0.0$) P-171

P-208. Minimum and Maximum of Variables F_x^{hst} and $(F_x^{\text{hst}})^*$ for the Case (NSHIPMO, Task 1, Forced Pitch Motion, Model 5514 Scaled to L = 142 m, $\omega = 0.3831$ rad/s, $F_n = 0.0$) P-171

P-209. Minimum and Maximum of Variables F_x^{hst} and $(F_x^{\text{hst}})^*$ for the Case (AEGIR-1, Task 1, Forced Pitch Motion, Model 5514 Scaled to L = 142 m, $\omega = 1.1000$ rad/s, $F_n = 0.0$) P-173

P-210. Minimum and Maximum of Variables F_x^{hst} and $(F_x^{\text{hst}})^*$ for the Case (AEGIR-2, Task 1, Forced Pitch Motion, Model 5514 Scaled to L = 142 m, $\omega = 1.1000$ rad/s, $F_n = 0.0$) P-173

P-211. Minimum and Maximum of Variables F_x^{hst} and $(F_x^{\text{hst}})^*$ for the Case (FRE-DYN, Task 1, Forced Pitch Motion, Model 5514 Scaled to L = 142 m, $\omega = 1.1000$ rad/s, $F_n = 0.0$) P-174

P-212. Minimum and Maximum of Variables F_x^{hst} and $(F_x^{\text{hst}})^*$ for the Case (LAMP-1, Task 1, Forced Pitch Motion, Model 5514 Scaled to L = 142 m, $\omega = 1.1000$ rad/s, $F_n = 0.0$) P-174

P-213. Minimum and Maximum of Variables F_x^{hst} and $(F_x^{\text{hst}})^*$ for the Case (LAMP-3, Task 1, Forced Pitch Motion, Model 5514 Scaled to L = 142 m, $\omega = 1.1000$ rad/s, $F_n = 0.0$) P-175

P-214. Minimum and Maximum of Variables F_x^{hst} and $(F_x^{\text{hst}})^*$ for the Case (LAMP-4, Task 1, Forced Pitch Motion, Model 5514 Scaled to L = 142 m, $\omega = 1.1000$ rad/s, $F_n = 0.0$) P-175

P-215. Minimum and Maximum of Variables F_x^{hst} and $(F_x^{\text{hst}})^*$ for the Case (NFA, Task 1, Forced Pitch Motion, Model 5514 Scaled to L = 142 m, $\omega = 1.1000$ rad/s, $F_n = 0.0$) P-176

P-216. Minimum and Maximum of Variables F_x^{hst} and $(F_x^{\text{hst}})^*$ for the Case (NSHIPMO, Task 1, Forced Pitch Motion, Model 5514 Scaled to L = 142 m, $\omega = 1.1000$ rad/s, $F_n = 0.0$) P-176

TASK 1/PITCH MOTION/MODEL 5514

P-217. Minimum and Maximum of Variables F_x^{hst} and $(F_x^{\text{hst}})^*$ for the Case (AEGIR-1, Task 1, Forced Pitch Motion, Model 5514 Scaled to L = 142 m, $\omega = 0.2079$ rad/s, $F_n = 0.3$) P-178

P-218. Minimum and Maximum of Variables F_x^{hst} and $(F_x^{\text{hst}})^*$ for the Case (AEGIR-2, Task 1, Forced Pitch Motion, Model 5514 Scaled to L = 142 m, $\omega = 0.2079$ rad/s, $F_n = 0.3$) P-178

P-219. Minimum and Maximum of Variables F_x^{hst} and $(F_x^{\text{hst}})^*$ for the Case (FRE-DYN, Task 1, Forced Pitch Motion, Model 5514 Scaled to L = 142 m, $\omega = 0.2079$ rad/s, $F_n = 0.3$) P-179

P-220. Minimum and Maximum of Variables F_x^{hst} and $(F_x^{\text{hst}})^*$ for the Case (LAMP-1, Task 1, Forced Pitch Motion, Model 5514 Scaled to L = 142 m, $\omega = 0.2079$ rad/s, $F_n = 0.3$) P-179

P-221. Minimum and Maximum of Variables F_x^{hst} and $(F_x^{\text{hst}})^*$ for the Case (LAMP-3, Task 1, Forced Pitch Motion, Model 5514 Scaled to L = 142 m, $\omega = 0.2079$ rad/s, $F_n = 0.3$) P-180

P-222. Minimum and Maximum of Variables F_x^{hst} and $(F_x^{\text{hst}})^*$ for the Case (LAMP-4, Task 1, Forced Pitch Motion, Model 5514 Scaled to L = 142 m, $\omega = 0.2079$ rad/s, $F_n = 0.3$) P-180

P-223. Minimum and Maximum of Variables F_x^{hst} and $(F_x^{\text{hst}})^*$ for the Case (NFA, Task 1, Forced Pitch Motion, Model 5514 Scaled to L = 142 m, $\omega = 0.2079$ rad/s, $F_n = 0.3$) P-181

P-224. Minimum and Maximum of Variables F_x^{hst} and $(F_x^{\text{hst}})^*$ for the Case (NSHIPMO, Task 1, Forced Pitch Motion, Model 5514 Scaled to L = 142 m, $\omega = 0.2079$ rad/s, $F_n = 0.3$) P-181

P-225. Minimum and Maximum of Variables F_x^{hst} and $(F_x^{\text{hst}})^*$ for the Case (AEGIR-1, Task 1, Forced Pitch Motion, Model 5514 Scaled to L = 142 m, $\omega = 0.3831$ rad/s, $F_n = 0.3$) P-183

P-226. Minimum and Maximum of Variables F_x^{hst} and $(F_x^{\text{hst}})^*$ for the Case (AEGIR-2, Task 1, Forced Pitch Motion, Model 5514 Scaled to L = 142 m, $\omega = 0.3831$ rad/s, $F_n = 0.3$) P-183

P-227. Minimum and Maximum of Variables F_x^{hst} and $(F_x^{\text{hst}})^*$ for the Case (FRE-DYN, Task 1, Forced Pitch Motion, Model 5514 Scaled to L = 142 m, $\omega = 0.3831$ rad/s, $F_n = 0.3$) P-184

P-228. Minimum and Maximum of Variables F_x^{hst} and $(F_x^{\text{hst}})^*$ for the Case (LAMP-1, Task 1, Forced Pitch Motion, Model 5514 Scaled to L = 142 m, $\omega = 0.3831$ rad/s, $F_n = 0.3$) P-184

P-229. Minimum and Maximum of Variables F_x^{hst} and $(F_x^{\text{hst}})^*$ for the Case (LAMP-3, Task 1, Forced Pitch Motion, Model 5514 Scaled to L = 142 m, $\omega = 0.3831$ rad/s, $F_n = 0.3$) P-185

P-230. Minimum and Maximum of Variables F_x^{hst} and $(F_x^{\text{hst}})^*$ for the Case (LAMP-4, Task 1, Forced Pitch Motion, Model 5514 Scaled to L = 142 m, $\omega = 0.3831$ rad/s, $F_n = 0.3$) P-185

TASK 1/PITCH MOTION/MODEL 5514

P-231. Minimum and Maximum of Variables F_x^{hst} and $(F_x^{\text{hst}})^*$ for the Case (NFA, Task 1, Forced Pitch Motion, Model 5514 Scaled to L = 142 m, $\omega = 0.3831$ rad/s, $F_n = 0.3$) P-186

P-232. Minimum and Maximum of Variables F_x^{hst} and $(F_x^{\text{hst}})^*$ for the Case (NSHIPMO, Task 1, Forced Pitch Motion, Model 5514 Scaled to L = 142 m, $\omega = 0.3831$ rad/s, $F_n = 0.3$) P-186

P-233. Minimum and Maximum of Variables F_x^{hst} and $(F_x^{\text{hst}})^*$ for the Case (AEGIR-1, Task 1, Forced Pitch Motion, Model 5514 Scaled to L = 142 m, $\omega = 1.1000$ rad/s, $F_n = 0.3$) P-188

P-234. Minimum and Maximum of Variables F_x^{hst} and $(F_x^{\text{hst}})^*$ for the Case (AEGIR-2, Task 1, Forced Pitch Motion, Model 5514 Scaled to L = 142 m, $\omega = 1.1000$ rad/s, $F_n = 0.3$) P-188

P-235. Minimum and Maximum of Variables F_x^{hst} and $(F_x^{\text{hst}})^*$ for the Case (FRE-DYN, Task 1, Forced Pitch Motion, Model 5514 Scaled to L = 142 m, $\omega = 1.1000$ rad/s, $F_n = 0.3$) P-189

P-236. Minimum and Maximum of Variables F_x^{hst} and $(F_x^{\text{hst}})^*$ for the Case (LAMP-1, Task 1, Forced Pitch Motion, Model 5514 Scaled to L = 142 m, $\omega = 1.1000$ rad/s, $F_n = 0.3$) P-189

P-237. Minimum and Maximum of Variables F_x^{hst} and $(F_x^{\text{hst}})^*$ for the Case (LAMP-3, Task 1, Forced Pitch Motion, Model 5514 Scaled to L = 142 m, $\omega = 1.1000$ rad/s, $F_n = 0.3$) P-190

P-238. Minimum and Maximum of Variables F_x^{hst} and $(F_x^{\text{hst}})^*$ for the Case (LAMP-4, Task 1, Forced Pitch Motion, Model 5514 Scaled to L = 142 m, $\omega = 1.1000$ rad/s, $F_n = 0.3$) P-190

P-239. Minimum and Maximum of Variables F_x^{hst} and $(F_x^{\text{hst}})^*$ for the Case (NFA, Task 1, Forced Pitch Motion, Model 5514 Scaled to L = 142 m, $\omega = 1.1000$ rad/s, $F_n = 0.3$) P-191

P-240. Minimum and Maximum of Variables F_x^{hst} and $(F_x^{\text{hst}})^*$ for the Case (NSHIPMO, Task 1, Forced Pitch Motion, Model 5514 Scaled to L = 142 m, $\omega = 1.1000$ rad/s, $F_n = 0.3$) P-191

P-241. Minimum and Maximum of Variables F_z^{hst} and $(F_z^{\text{hst}})^*$ for the Case (AEGIR-1, Task 1, Forced Pitch Motion, Model 5514 Scaled to L = 142 m, $\omega = 0.2079$ rad/s, $F_n = 0.0$) P-193

P-242. Minimum and Maximum of Variables F_z^{hst} and $(F_z^{\text{hst}})^*$ for the Case (AEGIR-2, Task 1, Forced Pitch Motion, Model 5514 Scaled to L = 142 m, $\omega = 0.2079$ rad/s, $F_n = 0.0$) P-193

P-243. Minimum and Maximum of Variables F_z^{hst} and $(F_z^{\text{hst}})^*$ for the Case (FRE-DYN, Task 1, Forced Pitch Motion, Model 5514 Scaled to L = 142 m, $\omega = 0.2079$ rad/s, $F_n = 0.0$) P-194

P-244. Minimum and Maximum of Variables F_z^{hst} and $(F_z^{\text{hst}})^*$ for the Case (LAMP-1, Task 1, Forced Pitch Motion, Model 5514 Scaled to L = 142 m, $\omega = 0.2079$ rad/s, $F_n = 0.0$) P-194

TASK 1/PITCH MOTION/MODEL 5514

P-245. Minimum and Maximum of Variables F_z^{hst} and $(F_z^{\text{hst}})^*$ for the Case (LAMP-3, Task 1, Forced Pitch Motion, Model 5514 Scaled to L = 142 m, $\omega = 0.2079$ rad/s, $F_n = 0.0$) P-195

P-246. Minimum and Maximum of Variables F_z^{hst} and $(F_z^{\text{hst}})^*$ for the Case (LAMP-4, Task 1, Forced Pitch Motion, Model 5514 Scaled to L = 142 m, $\omega = 0.2079$ rad/s, $F_n = 0.0$) P-195

P-247. Minimum and Maximum of Variables F_z^{hst} and $(F_z^{\text{hst}})^*$ for the Case (NFA, Task 1, Forced Pitch Motion, Model 5514 Scaled to L = 142 m, $\omega = 0.2079$ rad/s, $F_n = 0.0$) P-196

P-248. Minimum and Maximum of Variables F_z^{hst} and $(F_z^{\text{hst}})^*$ for the Case (NSHIPMO, Task 1, Forced Pitch Motion, Model 5514 Scaled to L = 142 m, $\omega = 0.2079$ rad/s, $F_n = 0.0$) P-196

P-249. Minimum and Maximum of Variables F_z^{hst} and $(F_z^{\text{hst}})^*$ for the Case (AEGIR-1, Task 1, Forced Pitch Motion, Model 5514 Scaled to L = 142 m, $\omega = 0.3831$ rad/s, $F_n = 0.0$) P-198

P-250. Minimum and Maximum of Variables F_z^{hst} and $(F_z^{\text{hst}})^*$ for the Case (AEGIR-2, Task 1, Forced Pitch Motion, Model 5514 Scaled to L = 142 m, $\omega = 0.3831$ rad/s, $F_n = 0.0$) P-198

P-251. Minimum and Maximum of Variables F_z^{hst} and $(F_z^{\text{hst}})^*$ for the Case (FRE-DYN, Task 1, Forced Pitch Motion, Model 5514 Scaled to L = 142 m, $\omega = 0.3831$ rad/s, $F_n = 0.0$) P-199

P-252. Minimum and Maximum of Variables F_z^{hst} and $(F_z^{\text{hst}})^*$ for the Case (LAMP-1, Task 1, Forced Pitch Motion, Model 5514 Scaled to L = 142 m, $\omega = 0.3831$ rad/s, $F_n = 0.0$) P-199

P-253. Minimum and Maximum of Variables F_z^{hst} and $(F_z^{\text{hst}})^*$ for the Case (LAMP-3, Task 1, Forced Pitch Motion, Model 5514 Scaled to L = 142 m, $\omega = 0.3831$ rad/s, $F_n = 0.0$) P-200

P-254. Minimum and Maximum of Variables F_z^{hst} and $(F_z^{\text{hst}})^*$ for the Case (LAMP-4, Task 1, Forced Pitch Motion, Model 5514 Scaled to L = 142 m, $\omega = 0.3831$ rad/s, $F_n = 0.0$) P-200

P-255. Minimum and Maximum of Variables F_z^{hst} and $(F_z^{\text{hst}})^*$ for the Case (NFA, Task 1, Forced Pitch Motion, Model 5514 Scaled to L = 142 m, $\omega = 0.3831$ rad/s, $F_n = 0.0$) P-201

P-256. Minimum and Maximum of Variables F_z^{hst} and $(F_z^{\text{hst}})^*$ for the Case (NSHIPMO, Task 1, Forced Pitch Motion, Model 5514 Scaled to L = 142 m, $\omega = 0.3831$ rad/s, $F_n = 0.0$) P-201

P-257. Minimum and Maximum of Variables F_z^{hst} and $(F_z^{\text{hst}})^*$ for the Case (AEGIR-1, Task 1, Forced Pitch Motion, Model 5514 Scaled to L = 142 m, $\omega = 1.1000$ rad/s, $F_n = 0.0$) P-203

P-258. Minimum and Maximum of Variables F_z^{hst} and $(F_z^{\text{hst}})^*$ for the Case (AEGIR-2, Task 1, Forced Pitch Motion, Model 5514 Scaled to L = 142 m, $\omega = 1.1000$ rad/s, $F_n = 0.0$) P-203

TASK 1/PITCH MOTION/MODEL 5514

P-259. Minimum and Maximum of Variables F_z^{hst} and $(F_z^{\text{hst}})^*$ for the Case (FRE-DYN, Task 1, Forced Pitch Motion, Model 5514 Scaled to L = 142 m, $\omega = 1.1000$ rad/s, $F_n = 0.0$) P-204

P-260. Minimum and Maximum of Variables F_z^{hst} and $(F_z^{\text{hst}})^*$ for the Case (LAMP-1, Task 1, Forced Pitch Motion, Model 5514 Scaled to L = 142 m, $\omega = 1.1000$ rad/s, $F_n = 0.0$) P-204

P-261. Minimum and Maximum of Variables F_z^{hst} and $(F_z^{\text{hst}})^*$ for the Case (LAMP-3, Task 1, Forced Pitch Motion, Model 5514 Scaled to L = 142 m, $\omega = 1.1000$ rad/s, $F_n = 0.0$) P-205

P-262. Minimum and Maximum of Variables F_z^{hst} and $(F_z^{\text{hst}})^*$ for the Case (LAMP-4, Task 1, Forced Pitch Motion, Model 5514 Scaled to L = 142 m, $\omega = 1.1000$ rad/s, $F_n = 0.0$) P-205

P-263. Minimum and Maximum of Variables F_z^{hst} and $(F_z^{\text{hst}})^*$ for the Case (NFA, Task 1, Forced Pitch Motion, Model 5514 Scaled to L = 142 m, $\omega = 1.1000$ rad/s, $F_n = 0.0$) P-206

P-264. Minimum and Maximum of Variables F_z^{hst} and $(F_z^{\text{hst}})^*$ for the Case (NSHIPMO, Task 1, Forced Pitch Motion, Model 5514 Scaled to L = 142 m, $\omega = 1.1000$ rad/s, $F_n = 0.0$) P-206

P-265. Minimum and Maximum of Variables F_z^{hst} and $(F_z^{\text{hst}})^*$ for the Case (AEGIR-1, Task 1, Forced Pitch Motion, Model 5514 Scaled to L = 142 m, $\omega = 0.2079$ rad/s, $F_n = 0.3$) P-208

P-266. Minimum and Maximum of Variables F_z^{hst} and $(F_z^{\text{hst}})^*$ for the Case (AEGIR-2, Task 1, Forced Pitch Motion, Model 5514 Scaled to L = 142 m, $\omega = 0.2079$ rad/s, $F_n = 0.3$) P-208

P-267. Minimum and Maximum of Variables F_z^{hst} and $(F_z^{\text{hst}})^*$ for the Case (FRE-DYN, Task 1, Forced Pitch Motion, Model 5514 Scaled to L = 142 m, $\omega = 0.2079$ rad/s, $F_n = 0.3$) P-209

P-268. Minimum and Maximum of Variables F_z^{hst} and $(F_z^{\text{hst}})^*$ for the Case (LAMP-1, Task 1, Forced Pitch Motion, Model 5514 Scaled to L = 142 m, $\omega = 0.2079$ rad/s, $F_n = 0.3$) P-209

P-269. Minimum and Maximum of Variables F_z^{hst} and $(F_z^{\text{hst}})^*$ for the Case (LAMP-3, Task 1, Forced Pitch Motion, Model 5514 Scaled to L = 142 m, $\omega = 0.2079$ rad/s, $F_n = 0.3$) P-210

P-270. Minimum and Maximum of Variables F_z^{hst} and $(F_z^{\text{hst}})^*$ for the Case (LAMP-4, Task 1, Forced Pitch Motion, Model 5514 Scaled to L = 142 m, $\omega = 0.2079$ rad/s, $F_n = 0.3$) P-210

P-271. Minimum and Maximum of Variables F_z^{hst} and $(F_z^{\text{hst}})^*$ for the Case (NFA, Task 1, Forced Pitch Motion, Model 5514 Scaled to L = 142 m, $\omega = 0.2079$ rad/s, $F_n = 0.3$) P-211

P-272. Minimum and Maximum of Variables F_z^{hst} and $(F_z^{\text{hst}})^*$ for the Case (NSHIPMO, Task 1, Forced Pitch Motion, Model 5514 Scaled to L = 142 m, $\omega = 0.2079$ rad/s, $F_n = 0.3$) P-211

TASK 1/PITCH MOTION/MODEL 5514

P-273.	Minimum and Maximum of Variables F_z^{hst} and $(F_z^{\text{hst}})^*$ for the Case (AEGIR-1, Task 1, Forced Pitch Motion, Model 5514 Scaled to L = 142 m, $\omega = 0.3831$ rad/s, $F_n = 0.3$)	P-213
P-274.	Minimum and Maximum of Variables F_z^{hst} and $(F_z^{\text{hst}})^*$ for the Case (AEGIR-2, Task 1, Forced Pitch Motion, Model 5514 Scaled to L = 142 m, $\omega = 0.3831$ rad/s, $F_n = 0.3$)	P-213
P-275.	Minimum and Maximum of Variables F_z^{hst} and $(F_z^{\text{hst}})^*$ for the Case (FRE-DYN, Task 1, Forced Pitch Motion, Model 5514 Scaled to L = 142 m, $\omega = 0.3831$ rad/s, $F_n = 0.3$)	P-214
P-276.	Minimum and Maximum of Variables F_z^{hst} and $(F_z^{\text{hst}})^*$ for the Case (LAMP-1, Task 1, Forced Pitch Motion, Model 5514 Scaled to L = 142 m, $\omega = 0.3831$ rad/s, $F_n = 0.3$)	P-214
P-277.	Minimum and Maximum of Variables F_z^{hst} and $(F_z^{\text{hst}})^*$ for the Case (LAMP-3, Task 1, Forced Pitch Motion, Model 5514 Scaled to L = 142 m, $\omega = 0.3831$ rad/s, $F_n = 0.3$)	P-215
P-278.	Minimum and Maximum of Variables F_z^{hst} and $(F_z^{\text{hst}})^*$ for the Case (LAMP-4, Task 1, Forced Pitch Motion, Model 5514 Scaled to L = 142 m, $\omega = 0.3831$ rad/s, $F_n = 0.3$)	P-215
P-279.	Minimum and Maximum of Variables F_z^{hst} and $(F_z^{\text{hst}})^*$ for the Case (NFA, Task 1, Forced Pitch Motion, Model 5514 Scaled to L = 142 m, $\omega = 0.3831$ rad/s, $F_n = 0.3$)	P-216
P-280.	Minimum and Maximum of Variables F_z^{hst} and $(F_z^{\text{hst}})^*$ for the Case (NSHIPMO, Task 1, Forced Pitch Motion, Model 5514 Scaled to L = 142 m, $\omega = 0.3831$ rad/s, $F_n = 0.3$)	P-216
P-281.	Minimum and Maximum of Variables F_z^{hst} and $(F_z^{\text{hst}})^*$ for the Case (AEGIR-1, Task 1, Forced Pitch Motion, Model 5514 Scaled to L = 142 m, $\omega = 1.1000$ rad/s, $F_n = 0.3$)	P-218
P-282.	Minimum and Maximum of Variables F_z^{hst} and $(F_z^{\text{hst}})^*$ for the Case (AEGIR-2, Task 1, Forced Pitch Motion, Model 5514 Scaled to L = 142 m, $\omega = 1.1000$ rad/s, $F_n = 0.3$)	P-218
P-283.	Minimum and Maximum of Variables F_z^{hst} and $(F_z^{\text{hst}})^*$ for the Case (FRE-DYN, Task 1, Forced Pitch Motion, Model 5514 Scaled to L = 142 m, $\omega = 1.1000$ rad/s, $F_n = 0.3$)	P-219
P-284.	Minimum and Maximum of Variables F_z^{hst} and $(F_z^{\text{hst}})^*$ for the Case (LAMP-1, Task 1, Forced Pitch Motion, Model 5514 Scaled to L = 142 m, $\omega = 1.1000$ rad/s, $F_n = 0.3$)	P-219
P-285.	Minimum and Maximum of Variables F_z^{hst} and $(F_z^{\text{hst}})^*$ for the Case (LAMP-3, Task 1, Forced Pitch Motion, Model 5514 Scaled to L = 142 m, $\omega = 1.1000$ rad/s, $F_n = 0.3$)	P-220
P-286.	Minimum and Maximum of Variables F_z^{hst} and $(F_z^{\text{hst}})^*$ for the Case (LAMP-4, Task 1, Forced Pitch Motion, Model 5514 Scaled to L = 142 m, $\omega = 1.1000$ rad/s, $F_n = 0.3$)	P-220

TASK 1/PITCH MOTION/MODEL 5514

P-287.	Minimum and Maximum of Variables F_z^{hst} and $(F_z^{\text{hst}})^*$ for the Case (NFA, Task 1, Forced Pitch Motion, Model 5514 Scaled to L = 142 m, $\omega = 1.1000$ rad/s, $F_n = 0.3$)	P-221
P-288.	Minimum and Maximum of Variables F_z^{hst} and $(F_z^{\text{hst}})^*$ for the Case (NSHIPMO, Task 1, Forced Pitch Motion, Model 5514 Scaled to L = 142 m, $\omega = 1.1000$ rad/s, $F_n = 0.3$)	P-221
P-289.	Minimum and Maximum of Variables M_y^{hst} and $(M_y^{\text{hst}})^*$ for the Case (AEGIR-1, Task 1, Forced Pitch Motion, Model 5514 Scaled to L = 142 m, $\omega = 0.2079$ rad/s, $F_n = 0.0$)	P-223
P-290.	Minimum and Maximum of Variables M_y^{hst} and $(M_y^{\text{hst}})^*$ for the Case (AEGIR-2, Task 1, Forced Pitch Motion, Model 5514 Scaled to L = 142 m, $\omega = 0.2079$ rad/s, $F_n = 0.0$)	P-223
P-291.	Minimum and Maximum of Variables M_y^{hst} and $(M_y^{\text{hst}})^*$ for the Case (FRE-DYN, Task 1, Forced Pitch Motion, Model 5514 Scaled to L = 142 m, $\omega = 0.2079$ rad/s, $F_n = 0.0$)	P-224
P-292.	Minimum and Maximum of Variables M_y^{hst} and $(M_y^{\text{hst}})^*$ for the Case (LAMP-1, Task 1, Forced Pitch Motion, Model 5514 Scaled to L = 142 m, $\omega = 0.2079$ rad/s, $F_n = 0.0$)	P-224
P-293.	Minimum and Maximum of Variables M_y^{hst} and $(M_y^{\text{hst}})^*$ for the Case (LAMP-3, Task 1, Forced Pitch Motion, Model 5514 Scaled to L = 142 m, $\omega = 0.2079$ rad/s, $F_n = 0.0$)	P-225
P-294.	Minimum and Maximum of Variables M_y^{hst} and $(M_y^{\text{hst}})^*$ for the Case (LAMP-4, Task 1, Forced Pitch Motion, Model 5514 Scaled to L = 142 m, $\omega = 0.2079$ rad/s, $F_n = 0.0$)	P-225
P-295.	Minimum and Maximum of Variables M_y^{hst} and $(M_y^{\text{hst}})^*$ for the Case (NFA, Task 1, Forced Pitch Motion, Model 5514 Scaled to L = 142 m, $\omega = 0.2079$ rad/s, $F_n = 0.0$)	P-226
P-296.	Minimum and Maximum of Variables M_y^{hst} and $(M_y^{\text{hst}})^*$ for the Case (NSHIPMO, Task 1, Forced Pitch Motion, Model 5514 Scaled to L = 142 m, $\omega = 0.2079$ rad/s, $F_n = 0.0$)	P-226
P-297.	Minimum and Maximum of Variables M_y^{hst} and $(M_y^{\text{hst}})^*$ for the Case (AEGIR-1, Task 1, Forced Pitch Motion, Model 5514 Scaled to L = 142 m, $\omega = 0.3831$ rad/s, $F_n = 0.0$)	P-228
P-298.	Minimum and Maximum of Variables M_y^{hst} and $(M_y^{\text{hst}})^*$ for the Case (AEGIR-2, Task 1, Forced Pitch Motion, Model 5514 Scaled to L = 142 m, $\omega = 0.3831$ rad/s, $F_n = 0.0$)	P-228
P-299.	Minimum and Maximum of Variables M_y^{hst} and $(M_y^{\text{hst}})^*$ for the Case (FRE-DYN, Task 1, Forced Pitch Motion, Model 5514 Scaled to L = 142 m, $\omega = 0.3831$ rad/s, $F_n = 0.0$)	P-229
P-300.	Minimum and Maximum of Variables M_y^{hst} and $(M_y^{\text{hst}})^*$ for the Case (LAMP-1, Task 1, Forced Pitch Motion, Model 5514 Scaled to L = 142 m, $\omega = 0.3831$ rad/s, $F_n = 0.0$)	P-229

TASK 1/PITCH MOTION/MODEL 5514

P-301. Minimum and Maximum of Variables M_y^{hst} and $(M_y^{\text{hst}})^*$ for the Case (LAMP-3, Task 1, Forced Pitch Motion, Model 5514 Scaled to L = 142 m, $\omega = 0.3831$ rad/s, $F_n = 0.0$) P-230

P-302. Minimum and Maximum of Variables M_y^{hst} and $(M_y^{\text{hst}})^*$ for the Case (LAMP-4, Task 1, Forced Pitch Motion, Model 5514 Scaled to L = 142 m, $\omega = 0.3831$ rad/s, $F_n = 0.0$) P-230

P-303. Minimum and Maximum of Variables M_y^{hst} and $(M_y^{\text{hst}})^*$ for the Case (NFA, Task 1, Forced Pitch Motion, Model 5514 Scaled to L = 142 m, $\omega = 0.3831$ rad/s, $F_n = 0.0$) P-231

P-304. Minimum and Maximum of Variables M_y^{hst} and $(M_y^{\text{hst}})^*$ for the Case (NSHIPMO, Task 1, Forced Pitch Motion, Model 5514 Scaled to L = 142 m, $\omega = 0.3831$ rad/s, $F_n = 0.0$) P-231

P-305. Minimum and Maximum of Variables M_y^{hst} and $(M_y^{\text{hst}})^*$ for the Case (AEGIR-1, Task 1, Forced Pitch Motion, Model 5514 Scaled to L = 142 m, $\omega = 1.1000$ rad/s, $F_n = 0.0$) P-233

P-306. Minimum and Maximum of Variables M_y^{hst} and $(M_y^{\text{hst}})^*$ for the Case (AEGIR-2, Task 1, Forced Pitch Motion, Model 5514 Scaled to L = 142 m, $\omega = 1.1000$ rad/s, $F_n = 0.0$) P-233

P-307. Minimum and Maximum of Variables M_y^{hst} and $(M_y^{\text{hst}})^*$ for the Case (FRE-DYN, Task 1, Forced Pitch Motion, Model 5514 Scaled to L = 142 m, $\omega = 1.1000$ rad/s, $F_n = 0.0$) P-234

P-308. Minimum and Maximum of Variables M_y^{hst} and $(M_y^{\text{hst}})^*$ for the Case (LAMP-1, Task 1, Forced Pitch Motion, Model 5514 Scaled to L = 142 m, $\omega = 1.1000$ rad/s, $F_n = 0.0$) P-234

P-309. Minimum and Maximum of Variables M_y^{hst} and $(M_y^{\text{hst}})^*$ for the Case (LAMP-3, Task 1, Forced Pitch Motion, Model 5514 Scaled to L = 142 m, $\omega = 1.1000$ rad/s, $F_n = 0.0$) P-235

P-310. Minimum and Maximum of Variables M_y^{hst} and $(M_y^{\text{hst}})^*$ for the Case (LAMP-4, Task 1, Forced Pitch Motion, Model 5514 Scaled to L = 142 m, $\omega = 1.1000$ rad/s, $F_n = 0.0$) P-235

P-311. Minimum and Maximum of Variables M_y^{hst} and $(M_y^{\text{hst}})^*$ for the Case (NFA, Task 1, Forced Pitch Motion, Model 5514 Scaled to L = 142 m, $\omega = 1.1000$ rad/s, $F_n = 0.0$) P-236

P-312. Minimum and Maximum of Variables M_y^{hst} and $(M_y^{\text{hst}})^*$ for the Case (NSHIPMO, Task 1, Forced Pitch Motion, Model 5514 Scaled to L = 142 m, $\omega = 1.1000$ rad/s, $F_n = 0.0$) P-236

P-313. Minimum and Maximum of Variables M_y^{hst} and $(M_y^{\text{hst}})^*$ for the Case (AEGIR-1, Task 1, Forced Pitch Motion, Model 5514 Scaled to L = 142 m, $\omega = 0.2079$ rad/s, $F_n = 0.3$) P-238

P-314. Minimum and Maximum of Variables M_y^{hst} and $(M_y^{\text{hst}})^*$ for the Case (AEGIR-2, Task 1, Forced Pitch Motion, Model 5514 Scaled to L = 142 m, $\omega = 0.2079$ rad/s, $F_n = 0.3$) P-238

TASK 1/PITCH MOTION/MODEL 5514

P-315. Minimum and Maximum of Variables M_y^{hst} and $(M_y^{\text{hst}})^*$ for the Case (FRE-DYN, Task 1, Forced Pitch Motion, Model 5514 Scaled to L = 142 m, $\omega = 0.2079$ rad/s, $F_n = 0.3$) P-239

P-316. Minimum and Maximum of Variables M_y^{hst} and $(M_y^{\text{hst}})^*$ for the Case (LAMP-1, Task 1, Forced Pitch Motion, Model 5514 Scaled to L = 142 m, $\omega = 0.2079$ rad/s, $F_n = 0.3$) P-239

P-317. Minimum and Maximum of Variables M_y^{hst} and $(M_y^{\text{hst}})^*$ for the Case (LAMP-3, Task 1, Forced Pitch Motion, Model 5514 Scaled to L = 142 m, $\omega = 0.2079$ rad/s, $F_n = 0.3$) P-240

P-318. Minimum and Maximum of Variables M_y^{hst} and $(M_y^{\text{hst}})^*$ for the Case (LAMP-4, Task 1, Forced Pitch Motion, Model 5514 Scaled to L = 142 m, $\omega = 0.2079$ rad/s, $F_n = 0.3$) P-240

P-319. Minimum and Maximum of Variables M_y^{hst} and $(M_y^{\text{hst}})^*$ for the Case (NFA, Task 1, Forced Pitch Motion, Model 5514 Scaled to L = 142 m, $\omega = 0.2079$ rad/s, $F_n = 0.3$) P-241

P-320. Minimum and Maximum of Variables M_y^{hst} and $(M_y^{\text{hst}})^*$ for the Case (NSHIPMO, Task 1, Forced Pitch Motion, Model 5514 Scaled to L = 142 m, $\omega = 0.2079$ rad/s, $F_n = 0.3$) P-241

P-321. Minimum and Maximum of Variables M_y^{hst} and $(M_y^{\text{hst}})^*$ for the Case (AEGIR-1, Task 1, Forced Pitch Motion, Model 5514 Scaled to L = 142 m, $\omega = 0.3831$ rad/s, $F_n = 0.3$) P-243

P-322. Minimum and Maximum of Variables M_y^{hst} and $(M_y^{\text{hst}})^*$ for the Case (AEGIR-2, Task 1, Forced Pitch Motion, Model 5514 Scaled to L = 142 m, $\omega = 0.3831$ rad/s, $F_n = 0.3$) P-243

P-323. Minimum and Maximum of Variables M_y^{hst} and $(M_y^{\text{hst}})^*$ for the Case (FRE-DYN, Task 1, Forced Pitch Motion, Model 5514 Scaled to L = 142 m, $\omega = 0.3831$ rad/s, $F_n = 0.3$) P-244

P-324. Minimum and Maximum of Variables M_y^{hst} and $(M_y^{\text{hst}})^*$ for the Case (LAMP-1, Task 1, Forced Pitch Motion, Model 5514 Scaled to L = 142 m, $\omega = 0.3831$ rad/s, $F_n = 0.3$) P-244

P-325. Minimum and Maximum of Variables M_y^{hst} and $(M_y^{\text{hst}})^*$ for the Case (LAMP-3, Task 1, Forced Pitch Motion, Model 5514 Scaled to L = 142 m, $\omega = 0.3831$ rad/s, $F_n = 0.3$) P-245

P-326. Minimum and Maximum of Variables M_y^{hst} and $(M_y^{\text{hst}})^*$ for the Case (LAMP-4, Task 1, Forced Pitch Motion, Model 5514 Scaled to L = 142 m, $\omega = 0.3831$ rad/s, $F_n = 0.3$) P-245

P-327. Minimum and Maximum of Variables M_y^{hst} and $(M_y^{\text{hst}})^*$ for the Case (NFA, Task 1, Forced Pitch Motion, Model 5514 Scaled to L = 142 m, $\omega = 0.3831$ rad/s, $F_n = 0.3$) P-246

P-328. Minimum and Maximum of Variables M_y^{hst} and $(M_y^{\text{hst}})^*$ for the Case (NSHIPMO, Task 1, Forced Pitch Motion, Model 5514 Scaled to L = 142 m, $\omega = 0.3831$ rad/s, $F_n = 0.3$) P-246

TASK 1/PITCH MOTION/MODEL 5514

P-329. Minimum and Maximum of Variables M_y^{hst} and $(M_y^{\text{hst}})^*$ for the Case (AEGIR-1, Task 1, Forced Pitch Motion, Model 5514 Scaled to L = 142 m, $\omega = 1.1000$ rad/s, $F_n = 0.3$) P-248

P-330. Minimum and Maximum of Variables M_y^{hst} and $(M_y^{\text{hst}})^*$ for the Case (AEGIR-2, Task 1, Forced Pitch Motion, Model 5514 Scaled to L = 142 m, $\omega = 1.1000$ rad/s, $F_n = 0.3$) P-248

P-331. Minimum and Maximum of Variables M_y^{hst} and $(M_y^{\text{hst}})^*$ for the Case (FRE-DYN, Task 1, Forced Pitch Motion, Model 5514 Scaled to L = 142 m, $\omega = 1.1000$ rad/s, $F_n = 0.3$) P-249

P-332. Minimum and Maximum of Variables M_y^{hst} and $(M_y^{\text{hst}})^*$ for the Case (LAMP-1, Task 1, Forced Pitch Motion, Model 5514 Scaled to L = 142 m, $\omega = 1.1000$ rad/s, $F_n = 0.3$) P-249

P-333. Minimum and Maximum of Variables M_y^{hst} and $(M_y^{\text{hst}})^*$ for the Case (LAMP-3, Task 1, Forced Pitch Motion, Model 5514 Scaled to L = 142 m, $\omega = 1.1000$ rad/s, $F_n = 0.3$) P-250

P-334. Minimum and Maximum of Variables M_y^{hst} and $(M_y^{\text{hst}})^*$ for the Case (LAMP-4, Task 1, Forced Pitch Motion, Model 5514 Scaled to L = 142 m, $\omega = 1.1000$ rad/s, $F_n = 0.3$) P-250

P-335. Minimum and Maximum of Variables M_y^{hst} and $(M_y^{\text{hst}})^*$ for the Case (NFA, Task 1, Forced Pitch Motion, Model 5514 Scaled to L = 142 m, $\omega = 1.1000$ rad/s, $F_n = 0.3$) P-251

P-336. Minimum and Maximum of Variables M_y^{hst} and $(M_y^{\text{hst}})^*$ for the Case (NSHIPMO, Task 1, Forced Pitch Motion, Model 5514 Scaled to L = 142 m, $\omega = 1.1000$ rad/s, $F_n = 0.3$) P-251

P-337. Minimum and Maximum of Variables F_x^{rad} and $(F_x^{\text{rad}})^*$ for the Case (AEGIR-1, Task 1, Forced Pitch Motion, Model 5514 Scaled to L = 142 m, $\omega = 0.2079$ rad/s, $F_n = 0.0$) P-253

P-338. Minimum and Maximum of Variables F_x^{rad} and $(F_x^{\text{rad}})^*$ for the Case (AEGIR-2, Task 1, Forced Pitch Motion, Model 5514 Scaled to L = 142 m, $\omega = 0.2079$ rad/s, $F_n = 0.0$) P-253

P-339. Minimum and Maximum of Variables F_x^{rad} and $(F_x^{\text{rad}})^*$ for the Case (FRE-DYN, Task 1, Forced Pitch Motion, Model 5514 Scaled to L = 142 m, $\omega = 0.2079$ rad/s, $F_n = 0.0$) P-254

P-340. Minimum and Maximum of Variables F_x^{rad} and $(F_x^{\text{rad}})^*$ for the Case (LAMP-1, Task 1, Forced Pitch Motion, Model 5514 Scaled to L = 142 m, $\omega = 0.2079$ rad/s, $F_n = 0.0$) P-254

P-341. Minimum and Maximum of Variables F_x^{rad} and $(F_x^{\text{rad}})^*$ for the Case (LAMP-3, Task 1, Forced Pitch Motion, Model 5514 Scaled to L = 142 m, $\omega = 0.2079$ rad/s, $F_n = 0.0$) P-255

P-342. Minimum and Maximum of Variables F_x^{rad} and $(F_x^{\text{rad}})^*$ for the Case (LAMP-4, Task 1, Forced Pitch Motion, Model 5514 Scaled to L = 142 m, $\omega = 0.2079$ rad/s, $F_n = 0.0$) P-255

TASK 1/PITCH MOTION/MODEL 5514

P-343. Minimum and Maximum of Variables F_x^{rad} and $(F_x^{\text{rad}})^*$ for the Case (NFA, Task 1, Forced Pitch Motion, Model 5514 Scaled to L = 142 m, $\omega = 0.2079$ rad/s, $F_n = 0.0$) P-256

P-344. Minimum and Maximum of Variables F_x^{rad} and $(F_x^{\text{rad}})^*$ for the Case (NSHIPMO, Task 1, Forced Pitch Motion, Model 5514 Scaled to L = 142 m, $\omega = 0.2079$ rad/s, $F_n = 0.0$) P-256

P-345. Minimum and Maximum of Variables F_x^{rad} and $(F_x^{\text{rad}})^*$ for the Case (AEGIR-1, Task 1, Forced Pitch Motion, Model 5514 Scaled to L = 142 m, $\omega = 0.3831$ rad/s, $F_n = 0.0$) P-258

P-346. Minimum and Maximum of Variables F_x^{rad} and $(F_x^{\text{rad}})^*$ for the Case (AEGIR-2, Task 1, Forced Pitch Motion, Model 5514 Scaled to L = 142 m, $\omega = 0.3831$ rad/s, $F_n = 0.0$) P-258

P-347. Minimum and Maximum of Variables F_x^{rad} and $(F_x^{\text{rad}})^*$ for the Case (FRE-DYN, Task 1, Forced Pitch Motion, Model 5514 Scaled to L = 142 m, $\omega = 0.3831$ rad/s, $F_n = 0.0$) P-259

P-348. Minimum and Maximum of Variables F_x^{rad} and $(F_x^{\text{rad}})^*$ for the Case (LAMP-1, Task 1, Forced Pitch Motion, Model 5514 Scaled to L = 142 m, $\omega = 0.3831$ rad/s, $F_n = 0.0$) P-259

P-349. Minimum and Maximum of Variables F_x^{rad} and $(F_x^{\text{rad}})^*$ for the Case (LAMP-3, Task 1, Forced Pitch Motion, Model 5514 Scaled to L = 142 m, $\omega = 0.3831$ rad/s, $F_n = 0.0$) P-260

P-350. Minimum and Maximum of Variables F_x^{rad} and $(F_x^{\text{rad}})^*$ for the Case (LAMP-4, Task 1, Forced Pitch Motion, Model 5514 Scaled to L = 142 m, $\omega = 0.3831$ rad/s, $F_n = 0.0$) P-260

P-351. Minimum and Maximum of Variables F_x^{rad} and $(F_x^{\text{rad}})^*$ for the Case (NFA, Task 1, Forced Pitch Motion, Model 5514 Scaled to L = 142 m, $\omega = 0.3831$ rad/s, $F_n = 0.0$) P-261

P-352. Minimum and Maximum of Variables F_x^{rad} and $(F_x^{\text{rad}})^*$ for the Case (NSHIPMO, Task 1, Forced Pitch Motion, Model 5514 Scaled to L = 142 m, $\omega = 0.3831$ rad/s, $F_n = 0.0$) P-261

P-353. Minimum and Maximum of Variables F_x^{rad} and $(F_x^{\text{rad}})^*$ for the Case (AEGIR-1, Task 1, Forced Pitch Motion, Model 5514 Scaled to L = 142 m, $\omega = 1.1000$ rad/s, $F_n = 0.0$) P-263

P-354. Minimum and Maximum of Variables F_x^{rad} and $(F_x^{\text{rad}})^*$ for the Case (AEGIR-2, Task 1, Forced Pitch Motion, Model 5514 Scaled to L = 142 m, $\omega = 1.1000$ rad/s, $F_n = 0.0$) P-263

P-355. Minimum and Maximum of Variables F_x^{rad} and $(F_x^{\text{rad}})^*$ for the Case (FRE-DYN, Task 1, Forced Pitch Motion, Model 5514 Scaled to L = 142 m, $\omega = 1.1000$ rad/s, $F_n = 0.0$) P-264

P-356. Minimum and Maximum of Variables F_x^{rad} and $(F_x^{\text{rad}})^*$ for the Case (LAMP-1, Task 1, Forced Pitch Motion, Model 5514 Scaled to L = 142 m, $\omega = 1.1000$ rad/s, $F_n = 0.0$) P-264

TASK 1/PITCH MOTION/MODEL 5514

P-357.	Minimum and Maximum of Variables F_x^{rad} and $(F_x^{\text{rad}})^*$ for the Case (LAMP-3, Task 1, Forced Pitch Motion, Model 5514 Scaled to L = 142 m, $\omega = 1.1000$ rad/s, $F_n = 0.0$)	P-265
P-358.	Minimum and Maximum of Variables F_x^{rad} and $(F_x^{\text{rad}})^*$ for the Case (LAMP-4, Task 1, Forced Pitch Motion, Model 5514 Scaled to L = 142 m, $\omega = 1.1000$ rad/s, $F_n = 0.0$)	P-265
P-359.	Minimum and Maximum of Variables F_x^{rad} and $(F_x^{\text{rad}})^*$ for the Case (NFA, Task 1, Forced Pitch Motion, Model 5514 Scaled to L = 142 m, $\omega = 1.1000$ rad/s, $F_n = 0.0$)	P-266
P-360.	Minimum and Maximum of Variables F_x^{rad} and $(F_x^{\text{rad}})^*$ for the Case (NSHIPMO, Task 1, Forced Pitch Motion, Model 5514 Scaled to L = 142 m, $\omega = 1.1000$ rad/s, $F_n = 0.0$)	P-266
P-361.	Minimum and Maximum of Variables F_x^{rad} and $(F_x^{\text{rad}})^*$ for the Case (AEGIR-1, Task 1, Forced Pitch Motion, Model 5514 Scaled to L = 142 m, $\omega = 0.2079$ rad/s, $F_n = 0.3$)	P-268
P-362.	Minimum and Maximum of Variables F_x^{rad} and $(F_x^{\text{rad}})^*$ for the Case (AEGIR-2, Task 1, Forced Pitch Motion, Model 5514 Scaled to L = 142 m, $\omega = 0.2079$ rad/s, $F_n = 0.3$)	P-268
P-363.	Minimum and Maximum of Variables F_x^{rad} and $(F_x^{\text{rad}})^*$ for the Case (FRE-DYN, Task 1, Forced Pitch Motion, Model 5514 Scaled to L = 142 m, $\omega = 0.2079$ rad/s, $F_n = 0.3$)	P-269
P-364.	Minimum and Maximum of Variables F_x^{rad} and $(F_x^{\text{rad}})^*$ for the Case (LAMP-1, Task 1, Forced Pitch Motion, Model 5514 Scaled to L = 142 m, $\omega = 0.2079$ rad/s, $F_n = 0.3$)	P-269
P-365.	Minimum and Maximum of Variables F_x^{rad} and $(F_x^{\text{rad}})^*$ for the Case (LAMP-3, Task 1, Forced Pitch Motion, Model 5514 Scaled to L = 142 m, $\omega = 0.2079$ rad/s, $F_n = 0.3$)	P-270
P-366.	Minimum and Maximum of Variables F_x^{rad} and $(F_x^{\text{rad}})^*$ for the Case (LAMP-4, Task 1, Forced Pitch Motion, Model 5514 Scaled to L = 142 m, $\omega = 0.2079$ rad/s, $F_n = 0.3$)	P-270
P-367.	Minimum and Maximum of Variables F_x^{rad} and $(F_x^{\text{rad}})^*$ for the Case (NFA, Task 1, Forced Pitch Motion, Model 5514 Scaled to L = 142 m, $\omega = 0.2079$ rad/s, $F_n = 0.3$)	P-271
P-368.	Minimum and Maximum of Variables F_x^{rad} and $(F_x^{\text{rad}})^*$ for the Case (NSHIPMO, Task 1, Forced Pitch Motion, Model 5514 Scaled to L = 142 m, $\omega = 0.2079$ rad/s, $F_n = 0.3$)	P-271
P-369.	Minimum and Maximum of Variables F_x^{rad} and $(F_x^{\text{rad}})^*$ for the Case (AEGIR-1, Task 1, Forced Pitch Motion, Model 5514 Scaled to L = 142 m, $\omega = 0.3831$ rad/s, $F_n = 0.3$)	P-273
P-370.	Minimum and Maximum of Variables F_x^{rad} and $(F_x^{\text{rad}})^*$ for the Case (AEGIR-2, Task 1, Forced Pitch Motion, Model 5514 Scaled to L = 142 m, $\omega = 0.3831$ rad/s, $F_n = 0.3$)	P-273

TASK 1/PITCH MOTION/MODEL 5514

P-371. Minimum and Maximum of Variables F_x^{rad} and $(F_x^{\text{rad}})^*$ for the Case (FRE-DYN, Task 1, Forced Pitch Motion, Model 5514 Scaled to L = 142 m, $\omega = 0.3831$ rad/s, $F_n = 0.3$) P-274

P-372. Minimum and Maximum of Variables F_x^{rad} and $(F_x^{\text{rad}})^*$ for the Case (LAMP-1, Task 1, Forced Pitch Motion, Model 5514 Scaled to L = 142 m, $\omega = 0.3831$ rad/s, $F_n = 0.3$) P-274

P-373. Minimum and Maximum of Variables F_x^{rad} and $(F_x^{\text{rad}})^*$ for the Case (LAMP-3, Task 1, Forced Pitch Motion, Model 5514 Scaled to L = 142 m, $\omega = 0.3831$ rad/s, $F_n = 0.3$) P-275

P-374. Minimum and Maximum of Variables F_x^{rad} and $(F_x^{\text{rad}})^*$ for the Case (LAMP-4, Task 1, Forced Pitch Motion, Model 5514 Scaled to L = 142 m, $\omega = 0.3831$ rad/s, $F_n = 0.3$) P-275

P-375. Minimum and Maximum of Variables F_x^{rad} and $(F_x^{\text{rad}})^*$ for the Case (NFA, Task 1, Forced Pitch Motion, Model 5514 Scaled to L = 142 m, $\omega = 0.3831$ rad/s, $F_n = 0.3$) P-276

P-376. Minimum and Maximum of Variables F_x^{rad} and $(F_x^{\text{rad}})^*$ for the Case (NSHIPMO, Task 1, Forced Pitch Motion, Model 5514 Scaled to L = 142 m, $\omega = 0.3831$ rad/s, $F_n = 0.3$) P-276

P-377. Minimum and Maximum of Variables F_x^{rad} and $(F_x^{\text{rad}})^*$ for the Case (AEGIR-1, Task 1, Forced Pitch Motion, Model 5514 Scaled to L = 142 m, $\omega = 1.1000$ rad/s, $F_n = 0.3$) P-278

P-378. Minimum and Maximum of Variables F_x^{rad} and $(F_x^{\text{rad}})^*$ for the Case (AEGIR-2, Task 1, Forced Pitch Motion, Model 5514 Scaled to L = 142 m, $\omega = 1.1000$ rad/s, $F_n = 0.3$) P-278

P-379. Minimum and Maximum of Variables F_x^{rad} and $(F_x^{\text{rad}})^*$ for the Case (FRE-DYN, Task 1, Forced Pitch Motion, Model 5514 Scaled to L = 142 m, $\omega = 1.1000$ rad/s, $F_n = 0.3$) P-279

P-380. Minimum and Maximum of Variables F_x^{rad} and $(F_x^{\text{rad}})^*$ for the Case (LAMP-1, Task 1, Forced Pitch Motion, Model 5514 Scaled to L = 142 m, $\omega = 1.1000$ rad/s, $F_n = 0.3$) P-279

P-381. Minimum and Maximum of Variables F_x^{rad} and $(F_x^{\text{rad}})^*$ for the Case (LAMP-3, Task 1, Forced Pitch Motion, Model 5514 Scaled to L = 142 m, $\omega = 1.1000$ rad/s, $F_n = 0.3$) P-280

P-382. Minimum and Maximum of Variables F_x^{rad} and $(F_x^{\text{rad}})^*$ for the Case (LAMP-4, Task 1, Forced Pitch Motion, Model 5514 Scaled to L = 142 m, $\omega = 1.1000$ rad/s, $F_n = 0.3$) P-280

P-383. Minimum and Maximum of Variables F_x^{rad} and $(F_x^{\text{rad}})^*$ for the Case (NFA, Task 1, Forced Pitch Motion, Model 5514 Scaled to L = 142 m, $\omega = 1.1000$ rad/s, $F_n = 0.3$) P-281

P-384. Minimum and Maximum of Variables F_x^{rad} and $(F_x^{\text{rad}})^*$ for the Case (NSHIPMO, Task 1, Forced Pitch Motion, Model 5514 Scaled to L = 142 m, $\omega = 1.1000$ rad/s, $F_n = 0.3$) P-281

TASK 1/PITCH MOTION/MODEL 5514

P-385. Minimum and Maximum of Variables F_z^{rad} and $(F_z^{\text{rad}})^*$ for the Case (AEGIR-1, Task 1, Forced Pitch Motion, Model 5514 Scaled to L = 142 m, $\omega = 0.2079$ rad/s, $F_n = 0.0$) P-283

P-386. Minimum and Maximum of Variables F_z^{rad} and $(F_z^{\text{rad}})^*$ for the Case (AEGIR-2, Task 1, Forced Pitch Motion, Model 5514 Scaled to L = 142 m, $\omega = 0.2079$ rad/s, $F_n = 0.0$) P-283

P-387. Minimum and Maximum of Variables F_z^{rad} and $(F_z^{\text{rad}})^*$ for the Case (FRE-DYN, Task 1, Forced Pitch Motion, Model 5514 Scaled to L = 142 m, $\omega = 0.2079$ rad/s, $F_n = 0.0$) P-284

P-388. Minimum and Maximum of Variables F_z^{rad} and $(F_z^{\text{rad}})^*$ for the Case (LAMP-1, Task 1, Forced Pitch Motion, Model 5514 Scaled to L = 142 m, $\omega = 0.2079$ rad/s, $F_n = 0.0$) P-284

P-389. Minimum and Maximum of Variables F_z^{rad} and $(F_z^{\text{rad}})^*$ for the Case (LAMP-3, Task 1, Forced Pitch Motion, Model 5514 Scaled to L = 142 m, $\omega = 0.2079$ rad/s, $F_n = 0.0$) P-285

P-390. Minimum and Maximum of Variables F_z^{rad} and $(F_z^{\text{rad}})^*$ for the Case (LAMP-4, Task 1, Forced Pitch Motion, Model 5514 Scaled to L = 142 m, $\omega = 0.2079$ rad/s, $F_n = 0.0$) P-285

P-391. Minimum and Maximum of Variables F_z^{rad} and $(F_z^{\text{rad}})^*$ for the Case (NFA, Task 1, Forced Pitch Motion, Model 5514 Scaled to L = 142 m, $\omega = 0.2079$ rad/s, $F_n = 0.0$) P-286

P-392. Minimum and Maximum of Variables F_z^{rad} and $(F_z^{\text{rad}})^*$ for the Case (NSHIPMO, Task 1, Forced Pitch Motion, Model 5514 Scaled to L = 142 m, $\omega = 0.2079$ rad/s, $F_n = 0.0$) P-286

P-393. Minimum and Maximum of Variables F_z^{rad} and $(F_z^{\text{rad}})^*$ for the Case (AEGIR-1, Task 1, Forced Pitch Motion, Model 5514 Scaled to L = 142 m, $\omega = 0.3831$ rad/s, $F_n = 0.0$) P-288

P-394. Minimum and Maximum of Variables F_z^{rad} and $(F_z^{\text{rad}})^*$ for the Case (AEGIR-2, Task 1, Forced Pitch Motion, Model 5514 Scaled to L = 142 m, $\omega = 0.3831$ rad/s, $F_n = 0.0$) P-288

P-395. Minimum and Maximum of Variables F_z^{rad} and $(F_z^{\text{rad}})^*$ for the Case (FRE-DYN, Task 1, Forced Pitch Motion, Model 5514 Scaled to L = 142 m, $\omega = 0.3831$ rad/s, $F_n = 0.0$) P-289

P-396. Minimum and Maximum of Variables F_z^{rad} and $(F_z^{\text{rad}})^*$ for the Case (LAMP-1, Task 1, Forced Pitch Motion, Model 5514 Scaled to L = 142 m, $\omega = 0.3831$ rad/s, $F_n = 0.0$) P-289

P-397. Minimum and Maximum of Variables F_z^{rad} and $(F_z^{\text{rad}})^*$ for the Case (LAMP-3, Task 1, Forced Pitch Motion, Model 5514 Scaled to L = 142 m, $\omega = 0.3831$ rad/s, $F_n = 0.0$) P-290

P-398. Minimum and Maximum of Variables F_z^{rad} and $(F_z^{\text{rad}})^*$ for the Case (LAMP-4, Task 1, Forced Pitch Motion, Model 5514 Scaled to L = 142 m, $\omega = 0.3831$ rad/s, $F_n = 0.0$) P-290

TASK 1/PITCH MOTION/MODEL 5514

P-399. Minimum and Maximum of Variables F_z^{rad} and $(F_z^{\text{rad}})^*$ for the Case (NFA, Task 1, Forced Pitch Motion, Model 5514 Scaled to L = 142 m, $\omega = 0.3831$ rad/s, $F_n = 0.0$) P-291

P-400. Minimum and Maximum of Variables F_z^{rad} and $(F_z^{\text{rad}})^*$ for the Case (NSHIPMO, Task 1, Forced Pitch Motion, Model 5514 Scaled to L = 142 m, $\omega = 0.3831$ rad/s, $F_n = 0.0$) P-291

P-401. Minimum and Maximum of Variables F_z^{rad} and $(F_z^{\text{rad}})^*$ for the Case (AEGIR-1, Task 1, Forced Pitch Motion, Model 5514 Scaled to L = 142 m, $\omega = 1.1000$ rad/s, $F_n = 0.0$) P-293

P-402. Minimum and Maximum of Variables F_z^{rad} and $(F_z^{\text{rad}})^*$ for the Case (AEGIR-2, Task 1, Forced Pitch Motion, Model 5514 Scaled to L = 142 m, $\omega = 1.1000$ rad/s, $F_n = 0.0$) P-293

P-403. Minimum and Maximum of Variables F_z^{rad} and $(F_z^{\text{rad}})^*$ for the Case (FRE-DYN, Task 1, Forced Pitch Motion, Model 5514 Scaled to L = 142 m, $\omega = 1.1000$ rad/s, $F_n = 0.0$) P-294

P-404. Minimum and Maximum of Variables F_z^{rad} and $(F_z^{\text{rad}})^*$ for the Case (LAMP-1, Task 1, Forced Pitch Motion, Model 5514 Scaled to L = 142 m, $\omega = 1.1000$ rad/s, $F_n = 0.0$) P-294

P-405. Minimum and Maximum of Variables F_z^{rad} and $(F_z^{\text{rad}})^*$ for the Case (LAMP-3, Task 1, Forced Pitch Motion, Model 5514 Scaled to L = 142 m, $\omega = 1.1000$ rad/s, $F_n = 0.0$) P-295

P-406. Minimum and Maximum of Variables F_z^{rad} and $(F_z^{\text{rad}})^*$ for the Case (LAMP-4, Task 1, Forced Pitch Motion, Model 5514 Scaled to L = 142 m, $\omega = 1.1000$ rad/s, $F_n = 0.0$) P-295

P-407. Minimum and Maximum of Variables F_z^{rad} and $(F_z^{\text{rad}})^*$ for the Case (NFA, Task 1, Forced Pitch Motion, Model 5514 Scaled to L = 142 m, $\omega = 1.1000$ rad/s, $F_n = 0.0$) P-296

P-408. Minimum and Maximum of Variables F_z^{rad} and $(F_z^{\text{rad}})^*$ for the Case (NSHIPMO, Task 1, Forced Pitch Motion, Model 5514 Scaled to L = 142 m, $\omega = 1.1000$ rad/s, $F_n = 0.0$) P-296

P-409. Minimum and Maximum of Variables F_z^{rad} and $(F_z^{\text{rad}})^*$ for the Case (AEGIR-1, Task 1, Forced Pitch Motion, Model 5514 Scaled to L = 142 m, $\omega = 0.2079$ rad/s, $F_n = 0.3$) P-298

P-410. Minimum and Maximum of Variables F_z^{rad} and $(F_z^{\text{rad}})^*$ for the Case (AEGIR-2, Task 1, Forced Pitch Motion, Model 5514 Scaled to L = 142 m, $\omega = 0.2079$ rad/s, $F_n = 0.3$) P-298

P-411. Minimum and Maximum of Variables F_z^{rad} and $(F_z^{\text{rad}})^*$ for the Case (FRE-DYN, Task 1, Forced Pitch Motion, Model 5514 Scaled to L = 142 m, $\omega = 0.2079$ rad/s, $F_n = 0.3$) P-299

P-412. Minimum and Maximum of Variables F_z^{rad} and $(F_z^{\text{rad}})^*$ for the Case (LAMP-1, Task 1, Forced Pitch Motion, Model 5514 Scaled to L = 142 m, $\omega = 0.2079$ rad/s, $F_n = 0.3$) P-299

TASK 1/PITCH MOTION/MODEL 5514

P-413.	Minimum and Maximum of Variables F_z^{rad} and $(F_z^{\text{rad}})^*$ for the Case (LAMP-3, Task 1, Forced Pitch Motion, Model 5514 Scaled to L = 142 m, $\omega = 0.2079$ rad/s, $F_n = 0.3$)	P-300
P-414.	Minimum and Maximum of Variables F_z^{rad} and $(F_z^{\text{rad}})^*$ for the Case (LAMP-4, Task 1, Forced Pitch Motion, Model 5514 Scaled to L = 142 m, $\omega = 0.2079$ rad/s, $F_n = 0.3$)	P-300
P-415.	Minimum and Maximum of Variables F_z^{rad} and $(F_z^{\text{rad}})^*$ for the Case (NFA, Task 1, Forced Pitch Motion, Model 5514 Scaled to L = 142 m, $\omega = 0.2079$ rad/s, $F_n = 0.3$)	P-301
P-416.	Minimum and Maximum of Variables F_z^{rad} and $(F_z^{\text{rad}})^*$ for the Case (NSHIPMO, Task 1, Forced Pitch Motion, Model 5514 Scaled to L = 142 m, $\omega = 0.2079$ rad/s, $F_n = 0.3$)	P-301
P-417.	Minimum and Maximum of Variables F_z^{rad} and $(F_z^{\text{rad}})^*$ for the Case (AEGIR-1, Task 1, Forced Pitch Motion, Model 5514 Scaled to L = 142 m, $\omega = 0.3831$ rad/s, $F_n = 0.3$)	P-303
P-418.	Minimum and Maximum of Variables F_z^{rad} and $(F_z^{\text{rad}})^*$ for the Case (AEGIR-2, Task 1, Forced Pitch Motion, Model 5514 Scaled to L = 142 m, $\omega = 0.3831$ rad/s, $F_n = 0.3$)	P-303
P-419.	Minimum and Maximum of Variables F_z^{rad} and $(F_z^{\text{rad}})^*$ for the Case (FRE-DYN, Task 1, Forced Pitch Motion, Model 5514 Scaled to L = 142 m, $\omega = 0.3831$ rad/s, $F_n = 0.3$)	P-304
P-420.	Minimum and Maximum of Variables F_z^{rad} and $(F_z^{\text{rad}})^*$ for the Case (LAMP-1, Task 1, Forced Pitch Motion, Model 5514 Scaled to L = 142 m, $\omega = 0.3831$ rad/s, $F_n = 0.3$)	P-304
P-421.	Minimum and Maximum of Variables F_z^{rad} and $(F_z^{\text{rad}})^*$ for the Case (LAMP-3, Task 1, Forced Pitch Motion, Model 5514 Scaled to L = 142 m, $\omega = 0.3831$ rad/s, $F_n = 0.3$)	P-305
P-422.	Minimum and Maximum of Variables F_z^{rad} and $(F_z^{\text{rad}})^*$ for the Case (LAMP-4, Task 1, Forced Pitch Motion, Model 5514 Scaled to L = 142 m, $\omega = 0.3831$ rad/s, $F_n = 0.3$)	P-305
P-423.	Minimum and Maximum of Variables F_z^{rad} and $(F_z^{\text{rad}})^*$ for the Case (NFA, Task 1, Forced Pitch Motion, Model 5514 Scaled to L = 142 m, $\omega = 0.3831$ rad/s, $F_n = 0.3$)	P-306
P-424.	Minimum and Maximum of Variables F_z^{rad} and $(F_z^{\text{rad}})^*$ for the Case (NSHIPMO, Task 1, Forced Pitch Motion, Model 5514 Scaled to L = 142 m, $\omega = 0.3831$ rad/s, $F_n = 0.3$)	P-306
P-425.	Minimum and Maximum of Variables F_z^{rad} and $(F_z^{\text{rad}})^*$ for the Case (AEGIR-1, Task 1, Forced Pitch Motion, Model 5514 Scaled to L = 142 m, $\omega = 1.1000$ rad/s, $F_n = 0.3$)	P-308
P-426.	Minimum and Maximum of Variables F_z^{rad} and $(F_z^{\text{rad}})^*$ for the Case (AEGIR-2, Task 1, Forced Pitch Motion, Model 5514 Scaled to L = 142 m, $\omega = 1.1000$ rad/s, $F_n = 0.3$)	P-308

TASK 1/PITCH MOTION/MODEL 5514

P-427. Minimum and Maximum of Variables F_z^{rad} and $(F_z^{\text{rad}})^*$ for the Case (FRE-DYN, Task 1, Forced Pitch Motion, Model 5514 Scaled to L = 142 m, $\omega = 1.1000$ rad/s, $F_n = 0.3$) P-309

P-428. Minimum and Maximum of Variables F_z^{rad} and $(F_z^{\text{rad}})^*$ for the Case (LAMP-1, Task 1, Forced Pitch Motion, Model 5514 Scaled to L = 142 m, $\omega = 1.1000$ rad/s, $F_n = 0.3$) P-309

P-429. Minimum and Maximum of Variables F_z^{rad} and $(F_z^{\text{rad}})^*$ for the Case (LAMP-3, Task 1, Forced Pitch Motion, Model 5514 Scaled to L = 142 m, $\omega = 1.1000$ rad/s, $F_n = 0.3$) P-310

P-430. Minimum and Maximum of Variables F_z^{rad} and $(F_z^{\text{rad}})^*$ for the Case (LAMP-4, Task 1, Forced Pitch Motion, Model 5514 Scaled to L = 142 m, $\omega = 1.1000$ rad/s, $F_n = 0.3$) P-310

P-431. Minimum and Maximum of Variables F_z^{rad} and $(F_z^{\text{rad}})^*$ for the Case (NFA, Task 1, Forced Pitch Motion, Model 5514 Scaled to L = 142 m, $\omega = 1.1000$ rad/s, $F_n = 0.3$) P-311

P-432. Minimum and Maximum of Variables F_z^{rad} and $(F_z^{\text{rad}})^*$ for the Case (NSHIPMO, Task 1, Forced Pitch Motion, Model 5514 Scaled to L = 142 m, $\omega = 1.1000$ rad/s, $F_n = 0.3$) P-311

P-433. Minimum and Maximum of Variables M_y^{rad} and $(M_y^{\text{rad}})^*$ for the Case (AEGIR-1, Task 1, Forced Pitch Motion, Model 5514 Scaled to L = 142 m, $\omega = 0.2079$ rad/s, $F_n = 0.0$) P-313

P-434. Minimum and Maximum of Variables M_y^{rad} and $(M_y^{\text{rad}})^*$ for the Case (AEGIR-2, Task 1, Forced Pitch Motion, Model 5514 Scaled to L = 142 m, $\omega = 0.2079$ rad/s, $F_n = 0.0$) P-313

P-435. Minimum and Maximum of Variables M_y^{rad} and $(M_y^{\text{rad}})^*$ for the Case (FRE-DYN, Task 1, Forced Pitch Motion, Model 5514 Scaled to L = 142 m, $\omega = 0.2079$ rad/s, $F_n = 0.0$) P-314

P-436. Minimum and Maximum of Variables M_y^{rad} and $(M_y^{\text{rad}})^*$ for the Case (LAMP-1, Task 1, Forced Pitch Motion, Model 5514 Scaled to L = 142 m, $\omega = 0.2079$ rad/s, $F_n = 0.0$) P-314

P-437. Minimum and Maximum of Variables M_y^{rad} and $(M_y^{\text{rad}})^*$ for the Case (LAMP-3, Task 1, Forced Pitch Motion, Model 5514 Scaled to L = 142 m, $\omega = 0.2079$ rad/s, $F_n = 0.0$) P-315

P-438. Minimum and Maximum of Variables M_y^{rad} and $(M_y^{\text{rad}})^*$ for the Case (LAMP-4, Task 1, Forced Pitch Motion, Model 5514 Scaled to L = 142 m, $\omega = 0.2079$ rad/s, $F_n = 0.0$) P-315

P-439. Minimum and Maximum of Variables M_y^{rad} and $(M_y^{\text{rad}})^*$ for the Case (NFA, Task 1, Forced Pitch Motion, Model 5514 Scaled to L = 142 m, $\omega = 0.2079$ rad/s, $F_n = 0.0$) P-316

P-440. Minimum and Maximum of Variables M_y^{rad} and $(M_y^{\text{rad}})^*$ for the Case (NSHIPMO, Task 1, Forced Pitch Motion, Model 5514 Scaled to L = 142 m, $\omega = 0.2079$ rad/s, $F_n = 0.0$) P-316

TASK 1/PITCH MOTION/MODEL 5514

P-441. Minimum and Maximum of Variables M_y^{rad} and $(M_y^{\text{rad}})^*$ for the Case (AEGIR-1, Task 1, Forced Pitch Motion, Model 5514 Scaled to L = 142 m, $\omega = 0.3831$ rad/s, $F_n = 0.0$) P-318

P-442. Minimum and Maximum of Variables M_y^{rad} and $(M_y^{\text{rad}})^*$ for the Case (AEGIR-2, Task 1, Forced Pitch Motion, Model 5514 Scaled to L = 142 m, $\omega = 0.3831$ rad/s, $F_n = 0.0$) P-318

P-443. Minimum and Maximum of Variables M_y^{rad} and $(M_y^{\text{rad}})^*$ for the Case (FRE-DYN, Task 1, Forced Pitch Motion, Model 5514 Scaled to L = 142 m, $\omega = 0.3831$ rad/s, $F_n = 0.0$) P-319

P-444. Minimum and Maximum of Variables M_y^{rad} and $(M_y^{\text{rad}})^*$ for the Case (LAMP-1, Task 1, Forced Pitch Motion, Model 5514 Scaled to L = 142 m, $\omega = 0.3831$ rad/s, $F_n = 0.0$) P-319

P-445. Minimum and Maximum of Variables M_y^{rad} and $(M_y^{\text{rad}})^*$ for the Case (LAMP-3, Task 1, Forced Pitch Motion, Model 5514 Scaled to L = 142 m, $\omega = 0.3831$ rad/s, $F_n = 0.0$) P-320

P-446. Minimum and Maximum of Variables M_y^{rad} and $(M_y^{\text{rad}})^*$ for the Case (LAMP-4, Task 1, Forced Pitch Motion, Model 5514 Scaled to L = 142 m, $\omega = 0.3831$ rad/s, $F_n = 0.0$) P-320

P-447. Minimum and Maximum of Variables M_y^{rad} and $(M_y^{\text{rad}})^*$ for the Case (NFA, Task 1, Forced Pitch Motion, Model 5514 Scaled to L = 142 m, $\omega = 0.3831$ rad/s, $F_n = 0.0$) P-321

P-448. Minimum and Maximum of Variables M_y^{rad} and $(M_y^{\text{rad}})^*$ for the Case (NSHIPMO, Task 1, Forced Pitch Motion, Model 5514 Scaled to L = 142 m, $\omega = 0.3831$ rad/s, $F_n = 0.0$) P-321

P-449. Minimum and Maximum of Variables M_y^{rad} and $(M_y^{\text{rad}})^*$ for the Case (AEGIR-1, Task 1, Forced Pitch Motion, Model 5514 Scaled to L = 142 m, $\omega = 1.1000$ rad/s, $F_n = 0.0$) P-323

P-450. Minimum and Maximum of Variables M_y^{rad} and $(M_y^{\text{rad}})^*$ for the Case (AEGIR-2, Task 1, Forced Pitch Motion, Model 5514 Scaled to L = 142 m, $\omega = 1.1000$ rad/s, $F_n = 0.0$) P-323

P-451. Minimum and Maximum of Variables M_y^{rad} and $(M_y^{\text{rad}})^*$ for the Case (FRE-DYN, Task 1, Forced Pitch Motion, Model 5514 Scaled to L = 142 m, $\omega = 1.1000$ rad/s, $F_n = 0.0$) P-324

P-452. Minimum and Maximum of Variables M_y^{rad} and $(M_y^{\text{rad}})^*$ for the Case (LAMP-1, Task 1, Forced Pitch Motion, Model 5514 Scaled to L = 142 m, $\omega = 1.1000$ rad/s, $F_n = 0.0$) P-324

P-453. Minimum and Maximum of Variables M_y^{rad} and $(M_y^{\text{rad}})^*$ for the Case (LAMP-3, Task 1, Forced Pitch Motion, Model 5514 Scaled to L = 142 m, $\omega = 1.1000$ rad/s, $F_n = 0.0$) P-325

P-454. Minimum and Maximum of Variables M_y^{rad} and $(M_y^{\text{rad}})^*$ for the Case (LAMP-4, Task 1, Forced Pitch Motion, Model 5514 Scaled to L = 142 m, $\omega = 1.1000$ rad/s, $F_n = 0.0$) P-325

TASK 1/PITCH MOTION/MODEL 5514

P-455. Minimum and Maximum of Variables M_y^{rad} and $(M_y^{\text{rad}})^*$ for the Case (NFA, Task 1, Forced Pitch Motion, Model 5514 Scaled to L = 142 m, $\omega = 1.1000$ rad/s, $F_n = 0.0$) P-326

P-456. Minimum and Maximum of Variables M_y^{rad} and $(M_y^{\text{rad}})^*$ for the Case (NSHIPMO, Task 1, Forced Pitch Motion, Model 5514 Scaled to L = 142 m, $\omega = 1.1000$ rad/s, $F_n = 0.0$) P-326

P-457. Minimum and Maximum of Variables M_y^{rad} and $(M_y^{\text{rad}})^*$ for the Case (AEGIR-1, Task 1, Forced Pitch Motion, Model 5514 Scaled to L = 142 m, $\omega = 0.2079$ rad/s, $F_n = 0.3$) P-328

P-458. Minimum and Maximum of Variables M_y^{rad} and $(M_y^{\text{rad}})^*$ for the Case (AEGIR-2, Task 1, Forced Pitch Motion, Model 5514 Scaled to L = 142 m, $\omega = 0.2079$ rad/s, $F_n = 0.3$) P-328

P-459. Minimum and Maximum of Variables M_y^{rad} and $(M_y^{\text{rad}})^*$ for the Case (FRE-DYN, Task 1, Forced Pitch Motion, Model 5514 Scaled to L = 142 m, $\omega = 0.2079$ rad/s, $F_n = 0.3$) P-329

P-460. Minimum and Maximum of Variables M_y^{rad} and $(M_y^{\text{rad}})^*$ for the Case (LAMP-1, Task 1, Forced Pitch Motion, Model 5514 Scaled to L = 142 m, $\omega = 0.2079$ rad/s, $F_n = 0.3$) P-329

P-461. Minimum and Maximum of Variables M_y^{rad} and $(M_y^{\text{rad}})^*$ for the Case (LAMP-3, Task 1, Forced Pitch Motion, Model 5514 Scaled to L = 142 m, $\omega = 0.2079$ rad/s, $F_n = 0.3$) P-330

P-462. Minimum and Maximum of Variables M_y^{rad} and $(M_y^{\text{rad}})^*$ for the Case (LAMP-4, Task 1, Forced Pitch Motion, Model 5514 Scaled to L = 142 m, $\omega = 0.2079$ rad/s, $F_n = 0.3$) P-330

P-463. Minimum and Maximum of Variables M_y^{rad} and $(M_y^{\text{rad}})^*$ for the Case (NFA, Task 1, Forced Pitch Motion, Model 5514 Scaled to L = 142 m, $\omega = 0.2079$ rad/s, $F_n = 0.3$) P-331

P-464. Minimum and Maximum of Variables M_y^{rad} and $(M_y^{\text{rad}})^*$ for the Case (NSHIPMO, Task 1, Forced Pitch Motion, Model 5514 Scaled to L = 142 m, $\omega = 0.2079$ rad/s, $F_n = 0.3$) P-331

P-465. Minimum and Maximum of Variables M_y^{rad} and $(M_y^{\text{rad}})^*$ for the Case (AEGIR-1, Task 1, Forced Pitch Motion, Model 5514 Scaled to L = 142 m, $\omega = 0.3831$ rad/s, $F_n = 0.3$) P-333

P-466. Minimum and Maximum of Variables M_y^{rad} and $(M_y^{\text{rad}})^*$ for the Case (AEGIR-2, Task 1, Forced Pitch Motion, Model 5514 Scaled to L = 142 m, $\omega = 0.3831$ rad/s, $F_n = 0.3$) P-333

P-467. Minimum and Maximum of Variables M_y^{rad} and $(M_y^{\text{rad}})^*$ for the Case (FRE-DYN, Task 1, Forced Pitch Motion, Model 5514 Scaled to L = 142 m, $\omega = 0.3831$ rad/s, $F_n = 0.3$) P-334

P-468. Minimum and Maximum of Variables M_y^{rad} and $(M_y^{\text{rad}})^*$ for the Case (LAMP-1, Task 1, Forced Pitch Motion, Model 5514 Scaled to L = 142 m, $\omega = 0.3831$ rad/s, $F_n = 0.3$) P-334

TASK 1/PITCH MOTION/MODEL 5514

P-469.	Minimum and Maximum of Variables M_y^{rad} and $(M_y^{\text{rad}})^*$ for the Case (LAMP-3, Task 1, Forced Pitch Motion, Model 5514 Scaled to L = 142 m, $\omega = 0.3831$ rad/s, $F_n = 0.3$)	P-335
P-470.	Minimum and Maximum of Variables M_y^{rad} and $(M_y^{\text{rad}})^*$ for the Case (LAMP-4, Task 1, Forced Pitch Motion, Model 5514 Scaled to L = 142 m, $\omega = 0.3831$ rad/s, $F_n = 0.3$)	P-335
P-471.	Minimum and Maximum of Variables M_y^{rad} and $(M_y^{\text{rad}})^*$ for the Case (NFA, Task 1, Forced Pitch Motion, Model 5514 Scaled to L = 142 m, $\omega = 0.3831$ rad/s, $F_n = 0.3$)	P-336
P-472.	Minimum and Maximum of Variables M_y^{rad} and $(M_y^{\text{rad}})^*$ for the Case (NSHIPMO, Task 1, Forced Pitch Motion, Model 5514 Scaled to L = 142 m, $\omega = 0.3831$ rad/s, $F_n = 0.3$)	P-336
P-473.	Minimum and Maximum of Variables M_y^{rad} and $(M_y^{\text{rad}})^*$ for the Case (AEGIR-1, Task 1, Forced Pitch Motion, Model 5514 Scaled to L = 142 m, $\omega = 1.1000$ rad/s, $F_n = 0.3$)	P-338
P-474.	Minimum and Maximum of Variables M_y^{rad} and $(M_y^{\text{rad}})^*$ for the Case (AEGIR-2, Task 1, Forced Pitch Motion, Model 5514 Scaled to L = 142 m, $\omega = 1.1000$ rad/s, $F_n = 0.3$)	P-338
P-475.	Minimum and Maximum of Variables M_y^{rad} and $(M_y^{\text{rad}})^*$ for the Case (FRE-DYN, Task 1, Forced Pitch Motion, Model 5514 Scaled to L = 142 m, $\omega = 1.1000$ rad/s, $F_n = 0.3$)	P-339
P-476.	Minimum and Maximum of Variables M_y^{rad} and $(M_y^{\text{rad}})^*$ for the Case (LAMP-1, Task 1, Forced Pitch Motion, Model 5514 Scaled to L = 142 m, $\omega = 1.1000$ rad/s, $F_n = 0.3$)	P-339
P-477.	Minimum and Maximum of Variables M_y^{rad} and $(M_y^{\text{rad}})^*$ for the Case (LAMP-3, Task 1, Forced Pitch Motion, Model 5514 Scaled to L = 142 m, $\omega = 1.1000$ rad/s, $F_n = 0.3$)	P-340
P-478.	Minimum and Maximum of Variables M_y^{rad} and $(M_y^{\text{rad}})^*$ for the Case (LAMP-4, Task 1, Forced Pitch Motion, Model 5514 Scaled to L = 142 m, $\omega = 1.1000$ rad/s, $F_n = 0.3$)	P-340
P-479.	Minimum and Maximum of Variables M_y^{rad} and $(M_y^{\text{rad}})^*$ for the Case (NFA, Task 1, Forced Pitch Motion, Model 5514 Scaled to L = 142 m, $\omega = 1.1000$ rad/s, $F_n = 0.3$)	P-341
P-480.	Minimum and Maximum of Variables M_y^{rad} and $(M_y^{\text{rad}})^*$ for the Case (NSHIPMO, Task 1, Forced Pitch Motion, Model 5514 Scaled to L = 142 m, $\omega = 1.1000$ rad/s, $F_n = 0.3$)	P-341

Introduction

This appendix contains plots and tables related to the minimum and maximum value of each variable versus the pitch amplitude θ_a for the prescribed pitch motion of Model 5514 in task 1. The plots are found in Figures P-1 through P-60. For each variable, speed, and frequency there is one plot that depicts the results from all the codes. If f stands for a time-dependent variable, then the quantities plotted are the minimum and maximum of

$$f^* \equiv \frac{f - \langle f \rangle}{\theta_a}$$

where $\langle f \rangle$ is the mean. Only filtered values f are used since filtered values lessen the impact of spikes that probably originate in numerical filtering schemes in the codes. Linear variation as a function of the amplitude appears as a horizontal line. Quadratic variation appears as a straight line with a nonzero slope.

Tables P-1 through P-480 in this appendix correspond to the plots. Following each plot is one table for each of the eight codes for which data were received. The tables give information about the mean, the minimum and maximum of the unfiltered variable, the minimum and maximum of the filtered variable, and the starred function depicted in the figure.

For the corresponding time history plots, the reader is referred to Appendix F.

TASK 1/PITCH MOTION/MODEL 5514

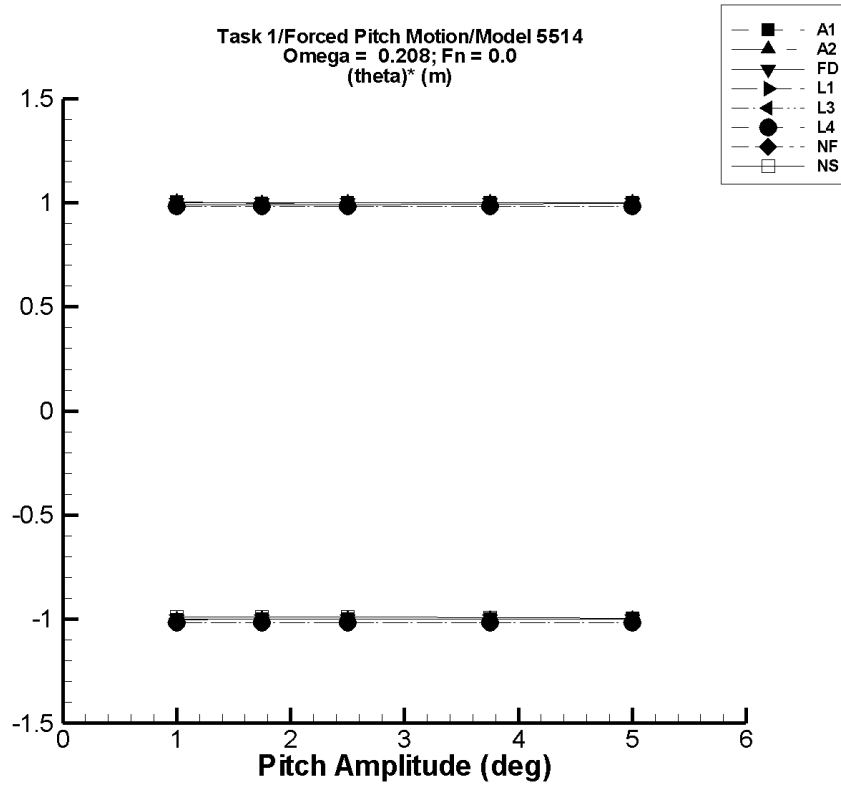


Figure P-1. Minimum and maximum of filtered $(\theta - \langle \theta \rangle) / \theta_a$ vs. θ_a for $\omega = 0.2079$ rad/s, $F_n = 0.0$ in the case of task 1, forced pitch motion, and Model 5514 scaled to $L = 142$ m.

TASK 1/PITCH MOTION/MODEL 5514

Table P-1. Minimum and Maximum of Variables θ and $(\theta)^*$ for the Case (AEGIR-1, Task 1, Forced Pitch Motion, Model 5514 Scaled to L = 142 m, $\omega = 0.2079$ rad/s, $F_n = 0.0$)

AEGIR-1							
θ_a (°)	$\langle\theta\rangle$	Unfiltered θ		Filtered θ		Filtered $(\theta)^*$	
	Mean (deg)	Min. (deg)	Max. (deg)	Min. (deg)	Max. (deg)	Min. (1)	Max. (1)
1.00	-6.06E-07	-1.00	1.00	-1.00	1.00	-1.00	1.00
1.75	-1.18E-06	-1.75	1.75	-1.75	1.75	-0.997	0.999
2.50	-1.52E-06	-2.50	2.50	-2.50	2.50	-0.998	0.999
3.75	-3.13E-06	-3.75	3.75	-3.74	3.75	-0.998	0.999
5.00	-3.69E-06	-5.00	5.00	-5.00	5.00	-0.999	1.00

Table P-2. Minimum and Maximum of Variables θ and $(\theta)^*$ for the Case (AEGIR-2, Task 1, Forced Pitch Motion, Model 5514 Scaled to L = 142 m, $\omega = 0.2079$ rad/s, $F_n = 0.0$)

AEGIR-2							
θ_a (°)	$\langle\theta\rangle$	Unfiltered θ		Filtered θ		Filtered $(\theta)^*$	
	Mean (deg)	Min. (deg)	Max. (deg)	Min. (deg)	Max. (deg)	Min. (1)	Max. (1)
1.00	-6.06E-07	-1.00	1.00	-1.00	1.00	-1.00	1.00
1.75	-1.18E-06	-1.75	1.75	-1.75	1.75	-0.997	0.999
2.50	-1.52E-06	-2.50	2.50	-2.50	2.50	-0.998	0.999
3.75	-3.13E-06	-3.75	3.75	-3.74	3.75	-0.998	0.999
5.00	-3.69E-06	-5.00	5.00	-5.00	5.00	-0.999	1.00

TASK 1/PITCH MOTION/MODEL 5514

Table P-3. Minimum and Maximum of Variables θ and $(\theta)^*$ for the Case (FREDYN, Task 1, Forced Pitch Motion, Model 5514 Scaled to L = 142 m, $\omega = 0.2079$ rad/s, $F_n = 0.0$)

FREDYN							
θ_α (°)	$\langle\theta\rangle$	Unfiltered θ		Filtered θ		Filtered $(\theta)^*$	
	Mean (deg)	Min. (deg)	Max. (deg)	Min. (deg)	Max. (deg)	Min. (1)	Max. (1)
1.00	-7.23E-08	-1.00	1.00	-0.999	0.999	-0.999	0.999
1.75	-3.44E-08	-1.75	1.75	-1.75	1.75	-0.999	0.999
2.50	-1.64E-07	-2.50	2.50	-2.50	2.50	-0.999	0.999
3.75	1.14E-07	-3.75	3.75	-3.75	3.75	-0.999	0.999
5.00	-2.70E-07	-5.00	5.00	-4.99	4.99	-0.999	0.999

Table P-4. Minimum and Maximum of Variables θ and $(\theta)^*$ for the Case (LAMP-1, Task 1, Forced Pitch Motion, Model 5514 Scaled to L = 142 m, $\omega = 0.2079$ rad/s, $F_n = 0.0$)

LAMP-1							
θ_α (°)	$\langle\theta\rangle$	Unfiltered θ		Filtered θ		Filtered $(\theta)^*$	
	Mean (deg)	Min. (deg)	Max. (deg)	Min. (deg)	Max. (deg)	Min. (1)	Max. (1)
1.00	-1.18E-06	-1.00	1.00	-1.00	1.00	-1.00	1.00
1.75	-1.93E-06	-1.75	1.75	-1.75	1.75	-1.00	1.00
2.50	-2.91E-06	-2.50	2.50	-2.50	2.50	-1.00	1.00
3.75	1.89E-07	-3.75	3.75	-3.75	3.75	-1.00	1.00
5.00	-5.24E-06	-5.00	5.00	-5.00	5.00	-1.00	1.00

TASK 1/PITCH MOTION/MODEL 5514

Table P-5. Minimum and Maximum of Variables θ and $(\theta)^*$ for the Case (LAMP-3, Task 1, Forced Pitch Motion, Model 5514 Scaled to L = 142 m, $\omega = 0.2079$ rad/s, $F_n = 0.0$)

LAMP-3							
θ_α (°)	$\langle\theta\rangle$	Unfiltered θ		Filtered θ		Filtered $(\theta)^*$	
	Mean (deg)	Min. (deg)	Max. (deg)	Min. (deg)	Max. (deg)	Min. (1)	Max. (1)
1.00	-1.18E-06	-1.00	1.00	-1.00	1.00	-1.00	1.00
1.75	-1.93E-06	-1.75	1.75	-1.75	1.75	-1.00	1.00
2.50	-2.91E-06	-2.50	2.50	-2.50	2.50	-1.00	1.00
3.75	1.89E-07	-3.75	3.75	-3.75	3.75	-1.00	1.00
5.00	-5.24E-06	-5.00	5.00	-5.00	5.00	-1.00	1.00

Table P-6. Minimum and Maximum of Variables θ and $(\theta)^*$ for the Case (LAMP-4, Task 1, Forced Pitch Motion, Model 5514 Scaled to L = 142 m, $\omega = 0.2079$ rad/s, $F_n = 0.0$)

LAMP-4							
θ_α (°)	$\langle\theta\rangle$	Unfiltered θ		Filtered θ		Filtered $(\theta)^*$	
	Mean (deg)	Min. (deg)	Max. (deg)	Min. (deg)	Max. (deg)	Min. (1)	Max. (1)
1.00	-1.18E-06	-1.00	1.00	-1.00	1.00	-1.00	1.00
1.75	-1.93E-06	-1.75	1.75	-1.75	1.75	-1.00	1.00
2.50	-2.91E-06	-2.50	2.50	-2.50	2.50	-1.00	1.00
3.75	1.89E-07	-3.75	3.75	-3.75	3.75	-1.00	1.00
5.00	-5.24E-06	-5.00	5.00	-5.00	5.00	-1.00	1.00

TASK 1/PITCH MOTION/MODEL 5514

Table P-7. Minimum and Maximum of Variables θ and $(\theta)^*$ for the Case (NFA, Task 1, Forced Pitch Motion, Model 5514 Scaled to L = 142 m, $\omega = 0.2079$ rad/s, $F_n = 0.0$)

NFA							
θ_a (°)	$\langle\theta\rangle$	Unfiltered θ		Filtered θ		Filtered $(\theta)^*$	
	Mean (deg)	Min. (deg)	Max. (deg)	Min. (deg)	Max. (deg)	Min. (1)	Max. (1)
1.00	—	—	—	—	—	—	—
1.75	—	—	—	—	—	—	—
2.50	—	—	—	—	—	—	—
3.75	—	—	—	—	—	—	—
5.00	—	—	—	—	—	—	—

Table P-8. Minimum and Maximum of Variables θ and $(\theta)^*$ for the Case (NSHIPMO, Task 1, Forced Pitch Motion, Model 5514 Scaled to L = 142 m, $\omega = 0.2079$ rad/s, $F_n = 0.0$)

NSHIPMO							
θ_a (°)	$\langle\theta\rangle$	Unfiltered θ		Filtered θ		Filtered $(\theta)^*$	
	Mean (deg)	Min. (deg)	Max. (deg)	Min. (deg)	Max. (deg)	Min. (1)	Max. (1)
1.00	4.89E-08	-1.00	1.00	-0.990	0.990	-0.990	0.990
1.75	1.87E-07	-1.75	1.75	-1.73	1.73	-0.990	0.990
2.50	2.43E-07	-2.50	2.50	-2.48	2.48	-0.990	0.990
3.75	-7.97E-08	-3.75	3.75	-3.73	3.73	-0.994	0.994
5.00	3.33E-07	-5.00	5.00	-4.98	4.98	-0.997	0.997

TASK 1/PITCH MOTION/MODEL 5514

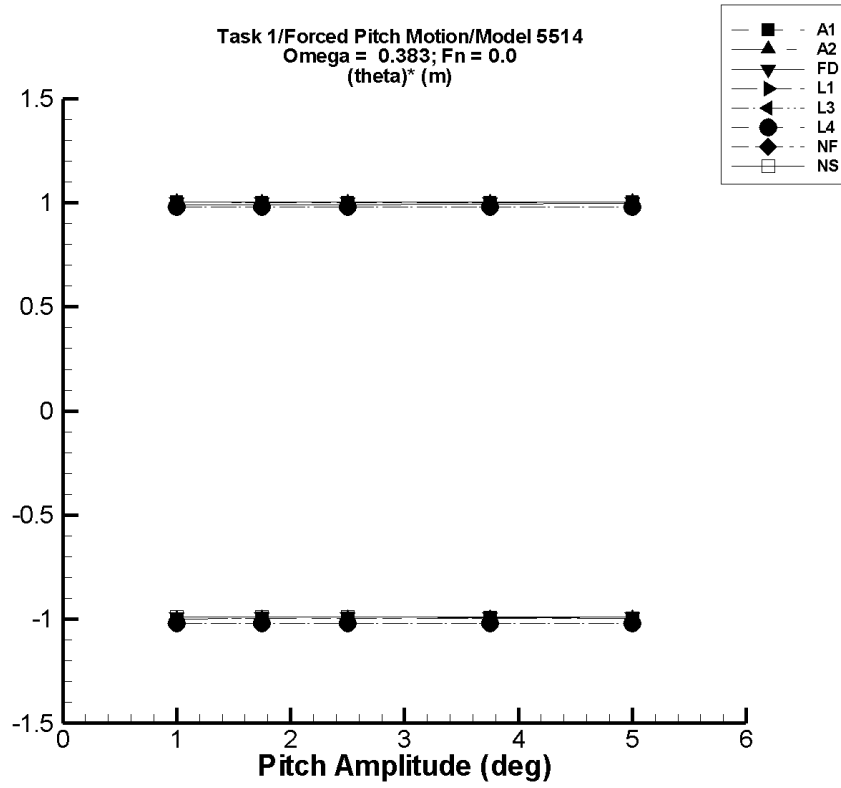


Figure P-2. Minimum and maximum of filtered $(\theta - \langle \theta \rangle) / \theta_a$ vs. θ_a for $\omega = 0.3831$ rad/s, $F_n = 0.0$ in the case of task 1, forced pitch motion, and Model 5514 scaled to $L = 142$ m.

TASK 1/PITCH MOTION/MODEL 5514

Table P-9. Minimum and Maximum of Variables θ and $(\theta)^*$ for the Case (AEGIR-1, Task 1, Forced Pitch Motion, Model 5514 Scaled to L = 142 m, $\omega = 0.3831$ rad/s, $F_n = 0.0$)

AEGIR-1							
θ_a (°)	$\langle \theta \rangle$	Unfiltered θ		Filtered θ		Filtered $(\theta)^*$	
	Mean (deg)	Min. (deg)	Max. (deg)	Min. (deg)	Max. (deg)	Min. (1)	Max. (1)
1.00	-4.18E-08	-1.00	1.00	-0.999	1.01	-0.999	1.01
1.75	3.68E-08	-1.75	1.75	-1.74	1.75	-0.995	1.00
2.50	1.32E-07	-2.50	2.50	-2.49	2.50	-0.996	1.00
3.75	2.64E-08	-3.75	3.75	-3.73	3.76	-0.996	1.00
5.00	-6.11E-08	-5.00	5.00	-4.98	5.02	-0.997	1.00

Table P-10. Minimum and Maximum of Variables θ and $(\theta)^*$ for the Case (AEGIR-2, Task 1, Forced Pitch Motion, Model 5514 Scaled to L = 142 m, $\omega = 0.3831$ rad/s, $F_n = 0.0$)

AEGIR-2							
θ_a (°)	$\langle \theta \rangle$	Unfiltered θ		Filtered θ		Filtered $(\theta)^*$	
	Mean (deg)	Min. (deg)	Max. (deg)	Min. (deg)	Max. (deg)	Min. (1)	Max. (1)
1.00	-4.18E-08	-1.00	1.00	-0.999	1.01	-0.999	1.01
1.75	3.68E-08	-1.75	1.75	-1.74	1.75	-0.995	1.00
2.50	1.32E-07	-2.50	2.50	-2.49	2.50	-0.996	1.00
3.75	2.64E-08	-3.75	3.75	-3.73	3.76	-0.996	1.00
5.00	-6.11E-08	-5.00	5.00	-4.98	5.02	-0.997	1.00

TASK 1/PITCH MOTION/MODEL 5514

Table P–11. Minimum and Maximum of Variables θ and $(\theta)^*$ for the Case (FREDYN, Task 1, Forced Pitch Motion, Model 5514 Scaled to L = 142 m, $\omega = 0.3831$ rad/s, $F_n = 0.0$)

FREDYN							
θ_a (°)	$\langle \theta \rangle$	Unfiltered θ		Filtered θ		Filtered $(\theta)^*$	
	Mean (deg)	Min. (deg)	Max. (deg)	Min. (deg)	Max. (deg)	Min. (1)	Max. (1)
1.00	-1.35E-07	-1.00	1.00	-0.996	0.996	-0.996	0.996
1.75	-1.87E-07	-1.75	1.75	-1.74	1.74	-0.996	0.996
2.50	-3.07E-07	-2.50	2.50	-2.49	2.49	-0.996	0.996
3.75	-6.55E-07	-3.75	3.75	-3.74	3.74	-0.996	0.996
5.00	-5.16E-07	-5.00	5.00	-4.98	4.98	-0.996	0.996

Table P–12. Minimum and Maximum of Variables θ and $(\theta)^*$ for the Case (LAMP-1, Task 1, Forced Pitch Motion, Model 5514 Scaled to L = 142 m, $\omega = 0.3831$ rad/s, $F_n = 0.0$)

LAMP-1							
θ_a (°)	$\langle \theta \rangle$	Unfiltered θ		Filtered θ		Filtered $(\theta)^*$	
	Mean (deg)	Min. (deg)	Max. (deg)	Min. (deg)	Max. (deg)	Min. (1)	Max. (1)
1.00	6.15E-06	-1.00	1.00	-0.999	0.999	-0.999	0.999
1.75	1.06E-05	-1.75	1.75	-1.75	1.75	-0.999	0.999
2.50	1.51E-05	-2.50	2.50	-2.50	2.50	-0.999	0.999
3.75	3.48E-05	-3.75	3.75	-3.75	3.75	-0.999	0.999
5.00	2.99E-05	-5.00	5.00	-4.99	4.99	-0.999	0.999

TASK 1/PITCH MOTION/MODEL 5514

Table P-13. Minimum and Maximum of Variables θ and $(\theta)^*$ for the Case (LAMP-3, Task 1, Forced Pitch Motion, Model 5514 Scaled to L = 142 m, $\omega = 0.3831$ rad/s, $F_n = 0.0$)

LAMP-3							
θ_a (°)	$\langle \theta \rangle$	Unfiltered θ		Filtered θ		Filtered $(\theta)^*$	
	Mean (deg)	Min. (deg)	Max. (deg)	Min. (deg)	Max. (deg)	Min. (1)	Max. (1)
1.00	6.15E-06	-1.00	1.00	-0.999	0.999	-0.999	0.999
1.75	1.06E-05	-1.75	1.75	-1.75	1.75	-0.999	0.999
2.50	1.51E-05	-2.50	2.50	-2.50	2.50	-0.999	0.999
3.75	3.48E-05	-3.75	3.75	-3.75	3.75	-0.999	0.999
5.00	2.99E-05	-5.00	5.00	-4.99	4.99	-0.999	0.999

Table P-14. Minimum and Maximum of Variables θ and $(\theta)^*$ for the Case (LAMP-4, Task 1, Forced Pitch Motion, Model 5514 Scaled to L = 142 m, $\omega = 0.3831$ rad/s, $F_n = 0.0$)

LAMP-4							
θ_a (°)	$\langle \theta \rangle$	Unfiltered θ		Filtered θ		Filtered $(\theta)^*$	
	Mean (deg)	Min. (deg)	Max. (deg)	Min. (deg)	Max. (deg)	Min. (1)	Max. (1)
1.00	6.15E-06	-1.00	1.00	-0.999	0.999	-0.999	0.999
1.75	1.06E-05	-1.75	1.75	-1.75	1.75	-0.999	0.999
2.50	1.51E-05	-2.50	2.50	-2.50	2.50	-0.999	0.999
3.75	3.48E-05	-3.75	3.75	-3.75	3.75	-0.999	0.999
5.00	2.99E-05	-5.00	5.00	-4.99	4.99	-0.999	0.999

TASK 1/PITCH MOTION/MODEL 5514

Table P–15. Minimum and Maximum of Variables θ and $(\theta)^*$ for the Case (NFA, Task 1, Forced Pitch Motion, Model 5514 Scaled to L = 142 m, $\omega = 0.3831$ rad/s, $F_n = 0.0$)

NFA							
θ_a (°)	$\langle\theta\rangle$	Unfiltered θ		Filtered θ		Filtered $(\theta)^*$	
	Mean (deg)	Min. (deg)	Max. (deg)	Min. (deg)	Max. (deg)	Min. (1)	Max. (1)
1.00	—	—	—	—	—	—	—
1.75	—	—	—	—	—	—	—
2.50	—	—	—	—	—	—	—
3.75	—	—	—	—	—	—	—
5.00	—	—	—	—	—	—	—

Table P–16. Minimum and Maximum of Variables θ and $(\theta)^*$ for the Case (NSHIPMO, Task 1, Forced Pitch Motion, Model 5514 Scaled to L = 142 m, $\omega = 0.3831$ rad/s, $F_n = 0.0$)

NSHIPMO							
θ_a (°)	$\langle\theta\rangle$	Unfiltered θ		Filtered θ		Filtered $(\theta)^*$	
	Mean (deg)	Min. (deg)	Max. (deg)	Min. (deg)	Max. (deg)	Min. (1)	Max. (1)
1.00	-1.73E-08	-1.00	1.00	-0.990	0.990	-0.990	0.990
1.75	-2.42E-08	-1.75	1.75	-1.73	1.73	-0.990	0.990
2.50	-1.39E-07	-2.50	2.50	-2.47	2.47	-0.990	0.990
3.75	-6.09E-08	-3.75	3.75	-3.73	3.73	-0.994	0.994
5.00	-1.77E-07	-5.00	5.00	-4.98	4.98	-0.997	0.997

TASK 1/PITCH MOTION/MODEL 5514

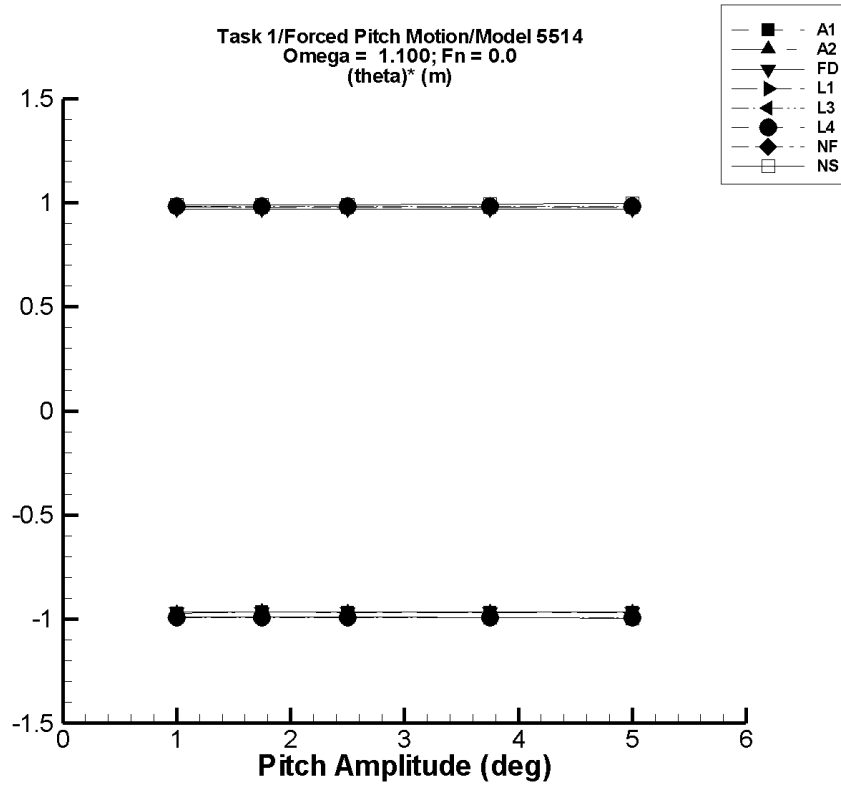


Figure P-3. Minimum and maximum of filtered $(\theta - \langle \theta \rangle) / \theta_a$ vs. θ_a for $\omega = 1.1000$ rad/s, $F_n = 0.0$ in the case of task 1, forced pitch motion, and Model 5514 scaled to $L = 142$ m.

TASK 1/PITCH MOTION/MODEL 5514

Table P-17. Minimum and Maximum of Variables θ and $(\theta)^*$ for the Case (AEGIR-1, Task 1, Forced Pitch Motion, Model 5514 Scaled to L = 142 m, $\omega = 1.1000$ rad/s, $F_n = 0.0$)

AEGIR-1							
θ_α (°)	$\langle \theta \rangle$	Unfiltered θ		Filtered θ		Filtered $(\theta)^*$	
	Mean (deg)	Min. (deg)	Max. (deg)	Min. (deg)	Max. (deg)	Min. (1)	Max. (1)
1.00	-1.04E-06	-1.00	1.00	-0.971	0.978	-0.971	0.978
1.75	-1.85E-06	-1.75	1.75	-1.69	1.71	-0.967	0.974
2.50	-2.58E-06	-2.50	2.50	-2.42	2.44	-0.968	0.975
3.75	-4.00E-06	-3.74	3.75	-3.63	3.66	-0.968	0.975
5.00	-5.39E-06	-5.00	5.00	-4.84	4.88	-0.969	0.976

Table P-18. Minimum and Maximum of Variables θ and $(\theta)^*$ for the Case (AEGIR-2, Task 1, Forced Pitch Motion, Model 5514 Scaled to L = 142 m, $\omega = 1.1000$ rad/s, $F_n = 0.0$)

AEGIR-2							
θ_α (°)	$\langle \theta \rangle$	Unfiltered θ		Filtered θ		Filtered $(\theta)^*$	
	Mean (deg)	Min. (deg)	Max. (deg)	Min. (deg)	Max. (deg)	Min. (1)	Max. (1)
1.00	-1.04E-06	-1.00	1.00	-0.971	0.978	-0.971	0.978
1.75	-1.85E-06	-1.75	1.75	-1.69	1.71	-0.967	0.974
2.50	-2.58E-06	-2.50	2.50	-2.42	2.44	-0.968	0.975
3.75	-4.00E-06	-3.74	3.75	-3.63	3.66	-0.968	0.975
5.00	-5.39E-06	-5.00	5.00	-4.84	4.88	-0.969	0.976

TASK 1/PITCH MOTION/MODEL 5514

Table P–19. Minimum and Maximum of Variables θ and $(\theta)^*$ for the Case (FREDYN, Task 1, Forced Pitch Motion, Model 5514 Scaled to L = 142 m, $\omega = 1.1000$ rad/s, $F_n = 0.0$)

FREDYN							
θ_a (°)	$\langle\theta\rangle$	Unfiltered θ		Filtered θ		Filtered $(\theta)^*$	
	Mean (deg)	Min. (deg)	Max. (deg)	Min. (deg)	Max. (deg)	Min. (1)	Max. (1)
1.00	-7.48E-09	-0.999	1.00	-0.968	0.968	-0.968	0.968
1.75	-1.00E-07	-1.75	1.75	-1.69	1.69	-0.968	0.968
2.50	-1.71E-07	-2.50	2.50	-2.42	2.42	-0.968	0.968
3.75	-5.81E-07	-3.75	3.75	-3.63	3.63	-0.968	0.968
5.00	-2.50E-07	-4.99	5.00	-4.84	4.84	-0.968	0.968

Table P–20. Minimum and Maximum of Variables θ and $(\theta)^*$ for the Case (LAMP-1, Task 1, Forced Pitch Motion, Model 5514 Scaled to L = 142 m, $\omega = 1.1000$ rad/s, $F_n = 0.0$)

LAMP-1							
θ_a (°)	$\langle\theta\rangle$	Unfiltered θ		Filtered θ		Filtered $(\theta)^*$	
	Mean (deg)	Min. (deg)	Max. (deg)	Min. (deg)	Max. (deg)	Min. (1)	Max. (1)
1.00	7.07E-05	-1.00	1.00	-0.989	0.989	-0.989	0.989
1.75	1.27E-04	-1.75	1.75	-1.73	1.73	-0.989	0.989
2.50	1.78E-04	-2.50	2.50	-2.47	2.47	-0.989	0.989
3.75	2.70E-04	-3.75	3.75	-3.71	3.71	-0.989	0.989
5.00	3.56E-04	-5.00	5.00	-4.94	4.94	-0.989	0.989

TASK 1/PITCH MOTION/MODEL 5514

Table P-21. Minimum and Maximum of Variables θ and $(\theta)^*$ for the Case (LAMP-3, Task 1, Forced Pitch Motion, Model 5514 Scaled to L = 142 m, $\omega = 1.1000$ rad/s, $F_n = 0.0$)

LAMP-3							
θ_a (°)	$\langle \theta \rangle$	Unfiltered θ		Filtered θ		Filtered $(\theta)^*$	
	Mean (deg)	Min. (deg)	Max. (deg)	Min. (deg)	Max. (deg)	Min. (1)	Max. (1)
1.00	7.07E-05	-1.00	1.00	-0.989	0.989	-0.989	0.989
1.75	1.27E-04	-1.75	1.75	-1.73	1.73	-0.989	0.989
2.50	1.78E-04	-2.50	2.50	-2.47	2.47	-0.989	0.989
3.75	2.70E-04	-3.75	3.75	-3.71	3.71	-0.989	0.989
5.00	3.56E-04	-5.00	5.00	-4.94	4.94	-0.989	0.989

Table P-22. Minimum and Maximum of Variables θ and $(\theta)^*$ for the Case (LAMP-4, Task 1, Forced Pitch Motion, Model 5514 Scaled to L = 142 m, $\omega = 1.1000$ rad/s, $F_n = 0.0$)

LAMP-4							
θ_a (°)	$\langle \theta \rangle$	Unfiltered θ		Filtered θ		Filtered $(\theta)^*$	
	Mean (deg)	Min. (deg)	Max. (deg)	Min. (deg)	Max. (deg)	Min. (1)	Max. (1)
1.00	7.07E-05	-1.00	1.00	-0.989	0.989	-0.989	0.989
1.75	1.27E-04	-1.75	1.75	-1.73	1.73	-0.989	0.989
2.50	1.78E-04	-2.50	2.50	-2.47	2.47	-0.989	0.989
3.75	2.70E-04	-3.75	3.75	-3.71	3.71	-0.989	0.989
5.00	3.56E-04	-5.00	5.00	-4.94	4.94	-0.989	0.989

TASK 1/PITCH MOTION/MODEL 5514

Table P-23. Minimum and Maximum of Variables θ and $(\theta)^*$ for the Case (NFA, Task 1, Forced Pitch Motion, Model 5514 Scaled to L = 142 m, $\omega = 1.1000$ rad/s, $F_n = 0.0$)

NFA							
θ_a (°)	$\langle\theta\rangle$	Unfiltered θ		Filtered θ		Filtered $(\theta)^*$	
	Mean (deg)	Min. (deg)	Max. (deg)	Min. (deg)	Max. (deg)	Min. (1)	Max. (1)
1.00	—	—	—	—	—	—	—
1.75	—	—	—	—	—	—	—
2.50	—	—	—	—	—	—	—
3.75	—	—	—	—	—	—	—
5.00	—	—	—	—	—	—	—

Table P-24. Minimum and Maximum of Variables θ and $(\theta)^*$ for the Case (NSHIPMO, Task 1, Forced Pitch Motion, Model 5514 Scaled to L = 142 m, $\omega = 1.1000$ rad/s, $F_n = 0.0$)

NSHIPMO							
θ_a (°)	$\langle\theta\rangle$	Unfiltered θ		Filtered θ		Filtered $(\theta)^*$	
	Mean (deg)	Min. (deg)	Max. (deg)	Min. (deg)	Max. (deg)	Min. (1)	Max. (1)
1.00	-4.15E-08	-1.00	1.00	-0.990	0.990	-0.990	0.990
1.75	-1.24E-07	-1.75	1.75	-1.73	1.73	-0.990	0.990
2.50	-3.02E-07	-2.50	2.50	-2.47	2.47	-0.990	0.990
3.75	-2.18E-07	-3.75	3.75	-3.73	3.73	-0.994	0.994
5.00	6.54E-07	-5.00	5.00	-4.98	4.98	-0.997	0.997

TASK 1/PITCH MOTION/MODEL 5514

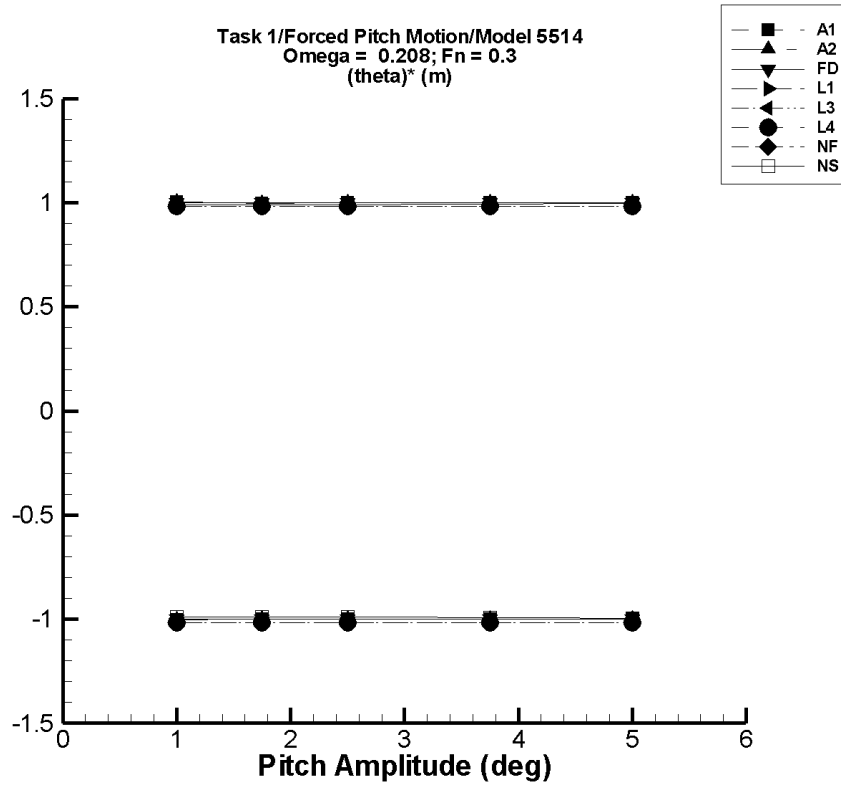


Figure P-4. Minimum and maximum of filtered $(\theta - \langle \theta \rangle) / \theta_a$ vs. θ_a for $\omega = 0.2079$ rad/s, $F_n = 0.3$ in the case of task 1, forced pitch motion, and Model 5514 scaled to $L = 142$ m.

TASK 1/PITCH MOTION/MODEL 5514

Table P-25. Minimum and Maximum of Variables θ and $(\theta)^*$ for the Case (AEGIR-1, Task 1, Forced Pitch Motion, Model 5514 Scaled to L = 142 m, $\omega = 0.2079$ rad/s, $F_n = 0.3$)

AEGIR-1							
θ_a (°)	$\langle\theta\rangle$	Unfiltered θ		Filtered θ		Filtered $(\theta)^*$	
	Mean (deg)	Min. (deg)	Max. (deg)	Min. (deg)	Max. (deg)	Min. (1)	Max. (1)
1.00	-6.06E-07	-1.00	1.00	-1.00	1.00	-1.00	1.00
1.75	-1.18E-06	-1.75	1.75	-1.75	1.75	-0.997	0.999
2.50	-1.52E-06	-2.50	2.50	-2.50	2.50	-0.998	0.999
3.75	-3.13E-06	-3.75	3.75	-3.74	3.75	-0.998	0.999
5.00	-3.69E-06	-5.00	5.00	-5.00	5.00	-0.999	1.00

Table P-26. Minimum and Maximum of Variables θ and $(\theta)^*$ for the Case (AEGIR-2, Task 1, Forced Pitch Motion, Model 5514 Scaled to L = 142 m, $\omega = 0.2079$ rad/s, $F_n = 0.3$)

AEGIR-2							
θ_a (°)	$\langle\theta\rangle$	Unfiltered θ		Filtered θ		Filtered $(\theta)^*$	
	Mean (deg)	Min. (deg)	Max. (deg)	Min. (deg)	Max. (deg)	Min. (1)	Max. (1)
1.00	-6.06E-07	-1.00	1.00	-1.00	1.00	-1.00	1.00
1.75	-1.18E-06	-1.75	1.75	-1.75	1.75	-0.997	0.999
2.50	-1.52E-06	-2.50	2.50	-2.50	2.50	-0.998	0.999
3.75	-3.13E-06	-3.75	3.75	-3.74	3.75	-0.998	0.999
5.00	-3.69E-06	-5.00	5.00	-5.00	5.00	-0.999	1.00

TASK 1/PITCH MOTION/MODEL 5514

Table P-27. Minimum and Maximum of Variables θ and $(\theta)^*$ for the Case (FREDYN, Task 1, Forced Pitch Motion, Model 5514 Scaled to L = 142 m, $\omega = 0.2079$ rad/s, $F_n = 0.3$)

FREDYN							
θ_α (°)	$\langle\theta\rangle$	Unfiltered θ		Filtered θ		Filtered $(\theta)^*$	
	Mean (deg)	Min. (deg)	Max. (deg)	Min. (deg)	Max. (deg)	Min. (1)	Max. (1)
1.00	-7.23E-08	-1.00	1.00	-0.999	0.999	-0.999	0.999
1.75	-3.44E-08	-1.75	1.75	-1.75	1.75	-0.999	0.999
2.50	-1.64E-07	-2.50	2.50	-2.50	2.50	-0.999	0.999
3.75	1.14E-07	-3.75	3.75	-3.75	3.75	-0.999	0.999
5.00	-2.70E-07	-5.00	5.00	-4.99	4.99	-0.999	0.999

Table P-28. Minimum and Maximum of Variables θ and $(\theta)^*$ for the Case (LAMP-1, Task 1, Forced Pitch Motion, Model 5514 Scaled to L = 142 m, $\omega = 0.2079$ rad/s, $F_n = 0.3$)

LAMP-1							
θ_α (°)	$\langle\theta\rangle$	Unfiltered θ		Filtered θ		Filtered $(\theta)^*$	
	Mean (deg)	Min. (deg)	Max. (deg)	Min. (deg)	Max. (deg)	Min. (1)	Max. (1)
1.00	-1.18E-06	-1.00	1.00	-1.00	1.00	-1.00	1.00
1.75	-1.93E-06	-1.75	1.75	-1.75	1.75	-1.00	1.00
2.50	-2.91E-06	-2.50	2.50	-2.50	2.50	-1.00	1.00
3.75	1.89E-07	-3.75	3.75	-3.75	3.75	-1.00	1.00
5.00	-5.24E-06	-5.00	5.00	-5.00	5.00	-1.00	1.00

TASK 1/PITCH MOTION/MODEL 5514

Table P–29. Minimum and Maximum of Variables θ and $(\theta)^*$ for the Case (LAMP-3, Task 1, Forced Pitch Motion, Model 5514 Scaled to L = 142 m, $\omega = 0.2079$ rad/s, $F_n = 0.3$)

LAMP-3							
θ_a (°)	$\langle\theta\rangle$	Unfiltered θ		Filtered θ		Filtered $(\theta)^*$	
	Mean (deg)	Min. (deg)	Max. (deg)	Min. (deg)	Max. (deg)	Min. (1)	Max. (1)
1.00	-1.18E-06	-1.00	1.00	-1.00	1.00	-1.00	1.00
1.75	-1.93E-06	-1.75	1.75	-1.75	1.75	-1.00	1.00
2.50	-2.91E-06	-2.50	2.50	-2.50	2.50	-1.00	1.00
3.75	1.89E-07	-3.75	3.75	-3.75	3.75	-1.00	1.00
5.00	-5.24E-06	-5.00	5.00	-5.00	5.00	-1.00	1.00

Table P–30. Minimum and Maximum of Variables θ and $(\theta)^*$ for the Case (LAMP-4, Task 1, Forced Pitch Motion, Model 5514 Scaled to L = 142 m, $\omega = 0.2079$ rad/s, $F_n = 0.3$)

LAMP-4							
θ_a (°)	$\langle\theta\rangle$	Unfiltered θ		Filtered θ		Filtered $(\theta)^*$	
	Mean (deg)	Min. (deg)	Max. (deg)	Min. (deg)	Max. (deg)	Min. (1)	Max. (1)
1.00	-1.18E-06	-1.00	1.00	-1.00	1.00	-1.00	1.00
1.75	-1.93E-06	-1.75	1.75	-1.75	1.75	-1.00	1.00
2.50	-2.91E-06	-2.50	2.50	-2.50	2.50	-1.00	1.00
3.75	1.89E-07	-3.75	3.75	-3.75	3.75	-1.00	1.00
5.00	-5.24E-06	-5.00	5.00	-5.00	5.00	-1.00	1.00

TASK 1/PITCH MOTION/MODEL 5514

Table P–31. Minimum and Maximum of Variables θ and $(\theta)^*$ for the Case (NFA, Task 1, Forced Pitch Motion, Model 5514 Scaled to L = 142 m, $\omega = 0.2079$ rad/s, $F_n = 0.3$)

NFA							
θ_a (°)	$\langle\theta\rangle$	Unfiltered θ		Filtered θ		Filtered $(\theta)^*$	
	Mean (deg)	Min. (deg)	Max. (deg)	Min. (deg)	Max. (deg)	Min. (1)	Max. (1)
1.00	—	—	—	—	—	—	—
1.75	—	—	—	—	—	—	—
2.50	—	—	—	—	—	—	—
3.75	—	—	—	—	—	—	—
5.00	—	—	—	—	—	—	—

Table P–32. Minimum and Maximum of Variables θ and $(\theta)^*$ for the Case (NSHIPMO, Task 1, Forced Pitch Motion, Model 5514 Scaled to L = 142 m, $\omega = 0.2079$ rad/s, $F_n = 0.3$)

NSHIPMO							
θ_a (°)	$\langle\theta\rangle$	Unfiltered θ		Filtered θ		Filtered $(\theta)^*$	
	Mean (deg)	Min. (deg)	Max. (deg)	Min. (deg)	Max. (deg)	Min. (1)	Max. (1)
1.00	4.89E-08	-1.00	1.00	-0.990	0.990	-0.990	0.990
1.75	1.87E-07	-1.75	1.75	-1.73	1.73	-0.990	0.990
2.50	2.43E-07	-2.50	2.50	-2.48	2.48	-0.990	0.990
3.75	-7.97E-08	-3.75	3.75	-3.73	3.73	-0.994	0.994
5.00	3.33E-07	-5.00	5.00	-4.98	4.98	-0.997	0.997

TASK 1/PITCH MOTION/MODEL 5514

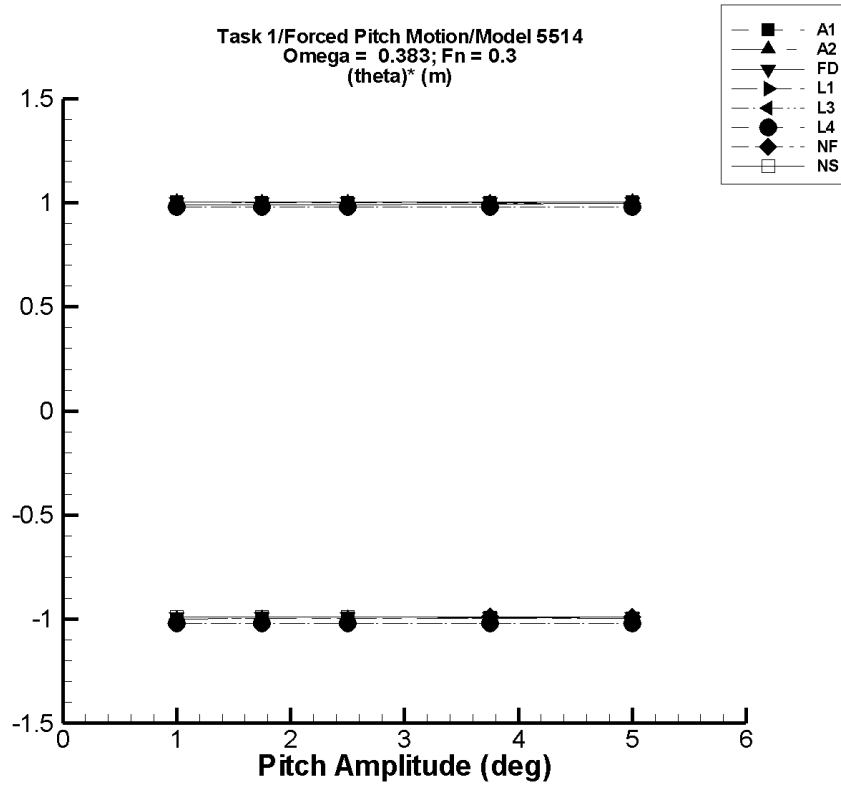


Figure P-5. Minimum and maximum of filtered $(\theta - \langle \theta \rangle) / \theta_a$ vs. θ_a for $\omega = 0.3831$ rad/s, $F_n = 0.3$ in the case of task 1, forced pitch motion, and Model 5514 scaled to $L = 142$ m.

TASK 1/PITCH MOTION/MODEL 5514

Table P-33. Minimum and Maximum of Variables θ and $(\theta)^*$ for the Case (AEGIR-1, Task 1, Forced Pitch Motion, Model 5514 Scaled to L = 142 m, $\omega = 0.3831$ rad/s, $F_n = 0.3$)

AEGIR-1							
θ_a (°)	$\langle \theta \rangle$	Unfiltered θ		Filtered θ		Filtered $(\theta)^*$	
	Mean (deg)	Min. (deg)	Max. (deg)	Min. (deg)	Max. (deg)	Min. (1)	Max. (1)
1.00	-4.18E-08	-1.00	1.00	-0.999	1.01	-0.999	1.01
1.75	3.68E-08	-1.75	1.75	-1.74	1.75	-0.995	1.00
2.50	1.32E-07	-2.50	2.50	-2.49	2.50	-0.996	1.00
3.75	2.64E-08	-3.75	3.75	-3.73	3.76	-0.996	1.00
5.00	-6.11E-08	-5.00	5.00	-4.98	5.02	-0.997	1.00

Table P-34. Minimum and Maximum of Variables θ and $(\theta)^*$ for the Case (AEGIR-2, Task 1, Forced Pitch Motion, Model 5514 Scaled to L = 142 m, $\omega = 0.3831$ rad/s, $F_n = 0.3$)

AEGIR-2							
θ_a (°)	$\langle \theta \rangle$	Unfiltered θ		Filtered θ		Filtered $(\theta)^*$	
	Mean (deg)	Min. (deg)	Max. (deg)	Min. (deg)	Max. (deg)	Min. (1)	Max. (1)
1.00	-4.18E-08	-1.00	1.00	-0.999	1.01	-0.999	1.01
1.75	3.68E-08	-1.75	1.75	-1.74	1.75	-0.995	1.00
2.50	1.32E-07	-2.50	2.50	-2.49	2.50	-0.996	1.00
3.75	2.64E-08	-3.75	3.75	-3.73	3.76	-0.996	1.00
5.00	-6.11E-08	-5.00	5.00	-4.98	5.02	-0.997	1.00

TASK 1/PITCH MOTION/MODEL 5514

Table P-35. Minimum and Maximum of Variables θ and $(\theta)^*$ for the Case (FREDYN, Task 1, Forced Pitch Motion, Model 5514 Scaled to L = 142 m, $\omega = 0.3831$ rad/s, $F_n = 0.3$)

FREDYN							
θ_a (°)	$\langle \theta \rangle$	Unfiltered θ		Filtered θ		Filtered $(\theta)^*$	
	Mean (deg)	Min. (deg)	Max. (deg)	Min. (deg)	Max. (deg)	Min. (1)	Max. (1)
1.00	-1.35E-07	-1.00	1.00	-0.996	0.996	-0.996	0.996
1.75	-1.87E-07	-1.75	1.75	-1.74	1.74	-0.996	0.996
2.50	-3.07E-07	-2.50	2.50	-2.49	2.49	-0.996	0.996
3.75	-6.55E-07	-3.75	3.75	-3.74	3.74	-0.996	0.996
5.00	-5.16E-07	-5.00	5.00	-4.98	4.98	-0.996	0.996

Table P-36. Minimum and Maximum of Variables θ and $(\theta)^*$ for the Case (LAMP-1, Task 1, Forced Pitch Motion, Model 5514 Scaled to L = 142 m, $\omega = 0.3831$ rad/s, $F_n = 0.3$)

LAMP-1							
θ_a (°)	$\langle \theta \rangle$	Unfiltered θ		Filtered θ		Filtered $(\theta)^*$	
	Mean (deg)	Min. (deg)	Max. (deg)	Min. (deg)	Max. (deg)	Min. (1)	Max. (1)
1.00	6.15E-06	-1.00	1.00	-0.999	0.999	-0.999	0.999
1.75	1.06E-05	-1.75	1.75	-1.75	1.75	-0.999	0.999
2.50	1.51E-05	-2.50	2.50	-2.50	2.50	-0.999	0.999
3.75	3.48E-05	-3.75	3.75	-3.75	3.75	-0.999	0.999
5.00	2.99E-05	-5.00	5.00	-4.99	4.99	-0.999	0.999

TASK 1/PITCH MOTION/MODEL 5514

Table P-37. Minimum and Maximum of Variables θ and $(\theta)^*$ for the Case (LAMP-3, Task 1, Forced Pitch Motion, Model 5514 Scaled to L = 142 m, $\omega = 0.3831$ rad/s, $F_n = 0.3$)

LAMP-3							
θ_a (°)	$\langle \theta \rangle$	Unfiltered θ		Filtered θ		Filtered $(\theta)^*$	
	Mean (deg)	Min. (deg)	Max. (deg)	Min. (deg)	Max. (deg)	Min. (1)	Max. (1)
1.00	6.15E-06	-1.00	1.00	-0.999	0.999	-0.999	0.999
1.75	1.06E-05	-1.75	1.75	-1.75	1.75	-0.999	0.999
2.50	1.51E-05	-2.50	2.50	-2.50	2.50	-0.999	0.999
3.75	3.48E-05	-3.75	3.75	-3.75	3.75	-0.999	0.999
5.00	2.99E-05	-5.00	5.00	-4.99	4.99	-0.999	0.999

Table P-38. Minimum and Maximum of Variables θ and $(\theta)^*$ for the Case (LAMP-4, Task 1, Forced Pitch Motion, Model 5514 Scaled to L = 142 m, $\omega = 0.3831$ rad/s, $F_n = 0.3$)

LAMP-4							
θ_a (°)	$\langle \theta \rangle$	Unfiltered θ		Filtered θ		Filtered $(\theta)^*$	
	Mean (deg)	Min. (deg)	Max. (deg)	Min. (deg)	Max. (deg)	Min. (1)	Max. (1)
1.00	6.15E-06	-1.00	1.00	-0.999	0.999	-0.999	0.999
1.75	1.06E-05	-1.75	1.75	-1.75	1.75	-0.999	0.999
2.50	1.51E-05	-2.50	2.50	-2.50	2.50	-0.999	0.999
3.75	3.48E-05	-3.75	3.75	-3.75	3.75	-0.999	0.999
5.00	2.99E-05	-5.00	5.00	-4.99	4.99	-0.999	0.999

TASK 1/PITCH MOTION/MODEL 5514

Table P–39. Minimum and Maximum of Variables θ and $(\theta)^*$ for the Case (NFA, Task 1, Forced Pitch Motion, Model 5514 Scaled to L = 142 m, $\omega = 0.3831$ rad/s, $F_n = 0.3$)

NFA							
θ_a (°)	$\langle\theta\rangle$	Unfiltered θ		Filtered θ		Filtered $(\theta)^*$	
	Mean (deg)	Min. (deg)	Max. (deg)	Min. (deg)	Max. (deg)	Min. (1)	Max. (1)
1.00	—	—	—	—	—	—	—
1.75	—	—	—	—	—	—	—
2.50	-1.09E-02	-2.50	2.50	-2.48	2.49	-0.989	0.998
3.75	-1.63E-02	-3.75	3.75	-3.73	3.73	-0.989	0.998
5.00	-2.18E-02	-5.00	5.00	-4.97	4.97	-0.989	0.998

Table P–40. Minimum and Maximum of Variables θ and $(\theta)^*$ for the Case (NSHIPMO, Task 1, Forced Pitch Motion, Model 5514 Scaled to L = 142 m, $\omega = 0.3831$ rad/s, $F_n = 0.3$)

NSHIPMO							
θ_a (°)	$\langle\theta\rangle$	Unfiltered θ		Filtered θ		Filtered $(\theta)^*$	
	Mean (deg)	Min. (deg)	Max. (deg)	Min. (deg)	Max. (deg)	Min. (1)	Max. (1)
1.00	-1.73E-08	-1.00	1.00	-0.990	0.990	-0.990	0.990
1.75	-2.42E-08	-1.75	1.75	-1.73	1.73	-0.990	0.990
2.50	-1.39E-07	-2.50	2.50	-2.47	2.47	-0.990	0.990
3.75	-6.09E-08	-3.75	3.75	-3.73	3.73	-0.994	0.994
5.00	-1.77E-07	-5.00	5.00	-4.98	4.98	-0.997	0.997

TASK 1/PITCH MOTION/MODEL 5514

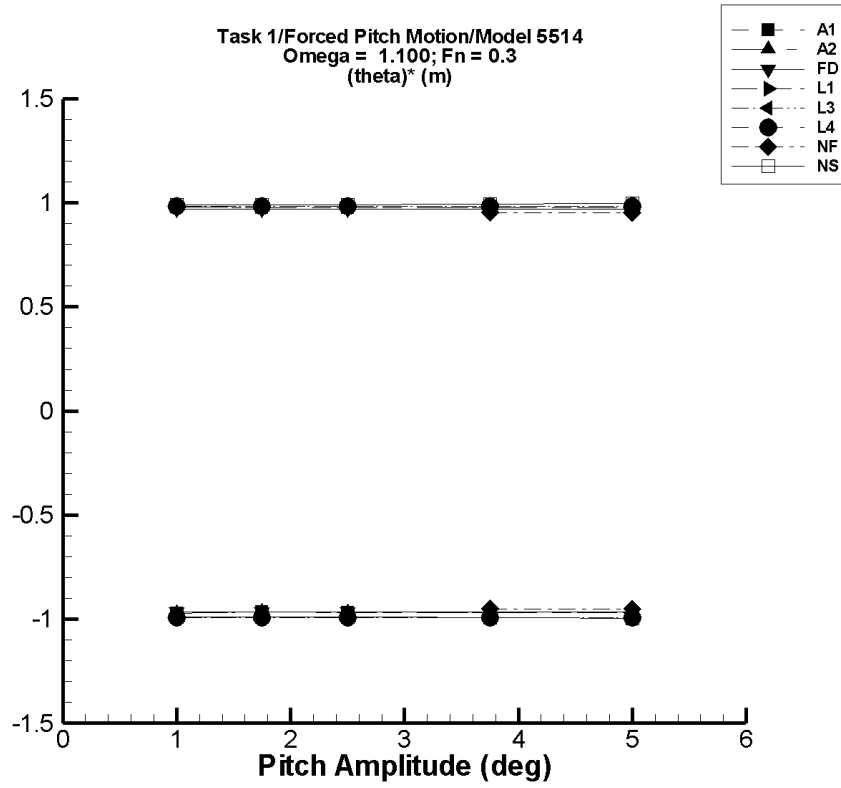


Figure P-6. Minimum and maximum of filtered $(\theta - \langle \theta \rangle) / \theta_a$ vs. θ_a for $\omega = 1.1000$ rad/s, $F_n = 0.3$ in the case of task 1, forced pitch motion, and Model 5514 scaled to $L = 142$ m.

TASK 1/PITCH MOTION/MODEL 5514

Table P-41. Minimum and Maximum of Variables θ and $(\theta)^*$ for the Case (AEGIR-1, Task 1, Forced Pitch Motion, Model 5514 Scaled to L = 142 m, $\omega = 1.1000$ rad/s, $F_n = 0.3$)

AEGIR-1							
θ_α (°)	$\langle\theta\rangle$	Unfiltered θ		Filtered θ		Filtered $(\theta)^*$	
	Mean (deg)	Min. (deg)	Max. (deg)	Min. (deg)	Max. (deg)	Min. (1)	Max. (1)
1.00	-1.04E-06	-1.00	1.00	-0.971	0.978	-0.971	0.978
1.75	-1.85E-06	-1.75	1.75	-1.69	1.71	-0.967	0.974
2.50	-2.58E-06	-2.50	2.50	-2.42	2.44	-0.968	0.975
3.75	-4.00E-06	-3.74	3.75	-3.63	3.66	-0.968	0.975
5.00	-5.39E-06	-5.00	5.00	-4.84	4.88	-0.969	0.976

Table P-42. Minimum and Maximum of Variables θ and $(\theta)^*$ for the Case (AEGIR-2, Task 1, Forced Pitch Motion, Model 5514 Scaled to L = 142 m, $\omega = 1.1000$ rad/s, $F_n = 0.3$)

AEGIR-2							
θ_α (°)	$\langle\theta\rangle$	Unfiltered θ		Filtered θ		Filtered $(\theta)^*$	
	Mean (deg)	Min. (deg)	Max. (deg)	Min. (deg)	Max. (deg)	Min. (1)	Max. (1)
1.00	-1.04E-06	-1.00	1.00	-0.971	0.978	-0.971	0.978
1.75	-1.85E-06	-1.75	1.75	-1.69	1.71	-0.967	0.974
2.50	-2.58E-06	-2.50	2.50	-2.42	2.44	-0.968	0.975
3.75	-4.00E-06	-3.74	3.75	-3.63	3.66	-0.968	0.975
5.00	-5.39E-06	-5.00	5.00	-4.84	4.88	-0.969	0.976

TASK 1/PITCH MOTION/MODEL 5514

Table P-43. Minimum and Maximum of Variables θ and $(\theta)^*$ for the Case (FREDYN, Task 1, Forced Pitch Motion, Model 5514 Scaled to L = 142 m, $\omega = 1.1000$ rad/s, $F_n = 0.3$)

FREDYN							
θ_a (°)	$\langle\theta\rangle$	Unfiltered θ		Filtered θ		Filtered $(\theta)^*$	
	Mean (deg)	Min. (deg)	Max. (deg)	Min. (deg)	Max. (deg)	Min. (1)	Max. (1)
1.00	-7.48E-09	-0.999	1.00	-0.968	0.968	-0.968	0.968
1.75	-1.00E-07	-1.75	1.75	-1.69	1.69	-0.968	0.968
2.50	-1.71E-07	-2.50	2.50	-2.42	2.42	-0.968	0.968
3.75	-5.81E-07	-3.75	3.75	-3.63	3.63	-0.968	0.968
5.00	-2.50E-07	-4.99	5.00	-4.84	4.84	-0.968	0.968

Table P-44. Minimum and Maximum of Variables θ and $(\theta)^*$ for the Case (LAMP-1, Task 1, Forced Pitch Motion, Model 5514 Scaled to L = 142 m, $\omega = 1.1000$ rad/s, $F_n = 0.3$)

LAMP-1							
θ_a (°)	$\langle\theta\rangle$	Unfiltered θ		Filtered θ		Filtered $(\theta)^*$	
	Mean (deg)	Min. (deg)	Max. (deg)	Min. (deg)	Max. (deg)	Min. (1)	Max. (1)
1.00	7.07E-05	-1.00	1.00	-0.989	0.989	-0.989	0.989
1.75	1.27E-04	-1.75	1.75	-1.73	1.73	-0.989	0.989
2.50	1.78E-04	-2.50	2.50	-2.47	2.47	-0.989	0.989
3.75	2.70E-04	-3.75	3.75	-3.71	3.71	-0.989	0.989
5.00	3.56E-04	-5.00	5.00	-4.94	4.94	-0.989	0.989

TASK 1/PITCH MOTION/MODEL 5514

Table P-45. Minimum and Maximum of Variables θ and $(\theta)^*$ for the Case (LAMP-3, Task 1, Forced Pitch Motion, Model 5514 Scaled to L = 142 m, $\omega = 1.1000$ rad/s, $F_n = 0.3$)

LAMP-3							
θ_a (°)	$\langle \theta \rangle$	Unfiltered θ		Filtered θ		Filtered $(\theta)^*$	
	Mean (deg)	Min. (deg)	Max. (deg)	Min. (deg)	Max. (deg)	Min. (1)	Max. (1)
1.00	7.07E-05	-1.00	1.00	-0.989	0.989	-0.989	0.989
1.75	1.27E-04	-1.75	1.75	-1.73	1.73	-0.989	0.989
2.50	1.78E-04	-2.50	2.50	-2.47	2.47	-0.989	0.989
3.75	2.70E-04	-3.75	3.75	-3.71	3.71	-0.989	0.989
5.00	3.56E-04	-5.00	5.00	-4.94	4.94	-0.989	0.989

Table P-46. Minimum and Maximum of Variables θ and $(\theta)^*$ for the Case (LAMP-4, Task 1, Forced Pitch Motion, Model 5514 Scaled to L = 142 m, $\omega = 1.1000$ rad/s, $F_n = 0.3$)

LAMP-4							
θ_a (°)	$\langle \theta \rangle$	Unfiltered θ		Filtered θ		Filtered $(\theta)^*$	
	Mean (deg)	Min. (deg)	Max. (deg)	Min. (deg)	Max. (deg)	Min. (1)	Max. (1)
1.00	7.07E-05	-1.00	1.00	-0.989	0.989	-0.989	0.989
1.75	1.27E-04	-1.75	1.75	-1.73	1.73	-0.989	0.989
2.50	1.78E-04	-2.50	2.50	-2.47	2.47	-0.989	0.989
3.75	2.70E-04	-3.75	3.75	-3.71	3.71	-0.989	0.989
5.00	3.56E-04	-5.00	5.00	-4.94	4.94	-0.989	0.989

TASK 1/PITCH MOTION/MODEL 5514

Table P-47. Minimum and Maximum of Variables θ and $(\theta)^*$ for the Case (NFA, Task 1, Forced Pitch Motion, Model 5514 Scaled to L = 142 m, $\omega = 1.1000$ rad/s, $F_n = 0.3$)

NFA							
θ_a (°)	$\langle\theta\rangle$	Unfiltered θ		Filtered θ		Filtered $(\theta)^*$	
	Mean (deg)	Min. (deg)	Max. (deg)	Min. (deg)	Max. (deg)	Min. (1)	Max. (1)
1.00	—	—	—	—	—	—	—
1.75	—	—	—	—	—	—	—
2.50	4.99E-04	-2.50	2.50	-2.38	2.38	-0.950	0.952
3.75	7.48E-04	-3.75	3.75	-3.56	3.57	-0.950	0.952
5.00	9.97E-04	-5.00	4.99	-4.75	4.76	-0.950	0.952

Table P-48. Minimum and Maximum of Variables θ and $(\theta)^*$ for the Case (NSHIPMO, Task 1, Forced Pitch Motion, Model 5514 Scaled to L = 142 m, $\omega = 1.1000$ rad/s, $F_n = 0.3$)

NSHIPMO							
θ_a (°)	$\langle\theta\rangle$	Unfiltered θ		Filtered θ		Filtered $(\theta)^*$	
	Mean (deg)	Min. (deg)	Max. (deg)	Min. (deg)	Max. (deg)	Min. (1)	Max. (1)
1.00	-4.15E-08	-1.00	1.00	-0.990	0.990	-0.990	0.990
1.75	-1.24E-07	-1.75	1.75	-1.73	1.73	-0.990	0.990
2.50	-3.02E-07	-2.50	2.50	-2.47	2.47	-0.990	0.990
3.75	-2.18E-07	-3.75	3.75	-3.73	3.73	-0.994	0.994
5.00	6.54E-07	-5.00	5.00	-4.98	4.98	-0.997	0.997

TASK 1/PITCH MOTION/MODEL 5514

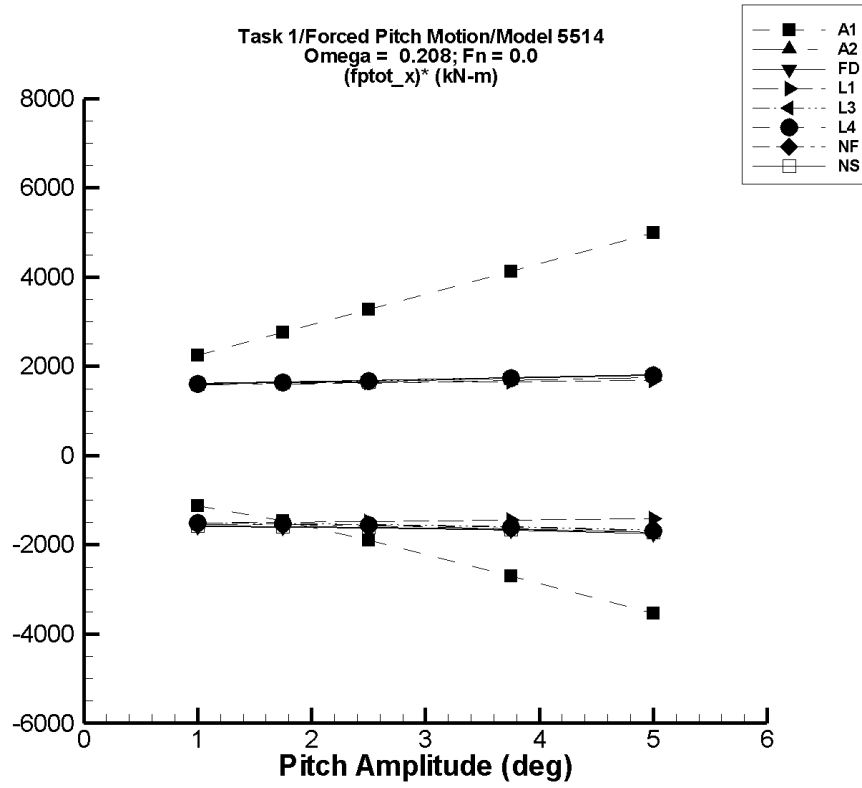


Figure P-7. Minimum and maximum of filtered $(F_x^{\text{ptot}} - \langle F_x^{\text{ptot}} \rangle) / \theta_a$ vs. θ_a for $\omega = 0.2079$ rad/s, $F_n = 0.0$ in the case of task 1, forced pitch motion, and Model 5514 scaled to $L = 142$ m.

TASK 1/PITCH MOTION/MODEL 5514

Table P-49. Minimum and Maximum of Variables F_x^{ptot} and $(F_x^{\text{ptot}})^*$ for the Case (AEGIR-1, Task 1, Forced Pitch Motion, Model 5514 Scaled to L = 142 m, $\omega = 0.2079$ rad/s, $F_n = 0.0$)

AEGIR-1							
θ_α (°)	$\langle F_x^{\text{ptot}} \rangle$	Unfiltered F_x^{ptot}		Filtered F_x^{ptot}		Filtered $(F_x^{\text{ptot}})^*$	
	Mean (kN)	Min. (kN)	Max. (kN)	Min. (kN)	Max. (kN)	Min. (kN/°)	Max. (kN/°)
1.00	697.	-435.	2.95E+03	-433.	2.95E+03	-1.13E+03	2.25E+03
1.75	2.12E+03	-445.	6.95E+03	-430.	6.94E+03	-1.46E+03	2.75E+03
2.50	4.33E+03	-453.	1.25E+04	-420.	1.25E+04	-1.90E+03	3.27E+03
3.75	9.74E+03	-439.	2.53E+04	-397.	2.52E+04	-2.70E+03	4.13E+03
5.00	1.73E+04	-440.	4.24E+04	-365.	4.23E+04	-3.54E+03	5.00E+03

Table P-50. Minimum and Maximum of Variables F_x^{ptot} and $(F_x^{\text{ptot}})^*$ for the Case (AEGIR-2, Task 1, Forced Pitch Motion, Model 5514 Scaled to L = 142 m, $\omega = 0.2079$ rad/s, $F_n = 0.0$)

AEGIR-2							
θ_α (°)	$\langle F_x^{\text{ptot}} \rangle$	Unfiltered F_x^{ptot}		Filtered F_x^{ptot}		Filtered $(F_x^{\text{ptot}})^*$	
	Mean (kN)	Min. (kN)	Max. (kN)	Min. (kN)	Max. (kN)	Min. (kN/°)	Max. (kN/°)
1.00	61.4	-1.49E+03	1.65E+03	-1.49E+03	1.65E+03	-1.55E+03	1.59E+03
1.75	86.6	-2.61E+03	2.89E+03	-2.61E+03	2.89E+03	-1.54E+03	1.60E+03
2.50	131.	-3.81E+03	4.20E+03	-3.81E+03	4.19E+03	-1.58E+03	1.63E+03
3.75	185.	-5.94E+03	6.54E+03	-5.95E+03	6.53E+03	-1.63E+03	1.69E+03
5.00	256.	-8.33E+03	9.02E+03	-8.32E+03	9.00E+03	-1.72E+03	1.75E+03

TASK 1/PITCH MOTION/MODEL 5514

Table P-51. Minimum and Maximum of Variables F_x^{ptot} and $(F_x^{ptot})^*$ for the Case (FREDYN, Task 1, Forced Pitch Motion, Model 5514 Scaled to L = 142 m, $\omega = 0.2079$ rad/s, $F_n = 0.0$)

FREDYN							
θ_α (°)	$\langle F_x^{ptot} \rangle$ Mean (kN)	Unfiltered F_x^{ptot}		Filtered F_x^{ptot}		Filtered $(F_x^{ptot})^*$	
		Min. (kN)	Max. (kN)	Min. (kN)	Max. (kN)	Min. (kN/°)	Max. (kN/°)
1.00	-4.03	-1.60E+03	1.63E+03	-1.60E+03	1.62E+03	-1.59E+03	1.63E+03
1.75	27.8	-2.78E+03	2.92E+03	-2.78E+03	2.92E+03	-1.60E+03	1.65E+03
2.50	70.7	-3.99E+03	4.29E+03	-3.99E+03	4.28E+03	-1.62E+03	1.69E+03
3.75	159.	-6.14E+03	6.75E+03	-6.13E+03	6.74E+03	-1.68E+03	1.75E+03
5.00	240.	-8.54E+03	9.28E+03	-8.53E+03	9.27E+03	-1.75E+03	1.81E+03

Table P-52. Minimum and Maximum of Variables F_x^{ptot} and $(F_x^{ptot})^*$ for the Case (LAMP-1, Task 1, Forced Pitch Motion, Model 5514 Scaled to L = 142 m, $\omega = 0.2079$ rad/s, $F_n = 0.0$)

LAMP-1							
θ_α (°)	$\langle F_x^{ptot} \rangle$ Mean (kN)	Unfiltered F_x^{ptot}		Filtered F_x^{ptot}		Filtered $(F_x^{ptot})^*$	
		Min. (kN)	Max. (kN)	Min. (kN)	Max. (kN)	Min. (kN/°)	Max. (kN/°)
1.00	19.4	-1.51E+03	1.59E+03	-1.51E+03	1.59E+03	-1.53E+03	1.57E+03
1.75	59.4	-2.60E+03	2.84E+03	-2.60E+03	2.84E+03	-1.52E+03	1.59E+03
2.50	121.	-3.64E+03	4.12E+03	-3.64E+03	4.12E+03	-1.50E+03	1.60E+03
3.75	273.	-5.28E+03	6.36E+03	-5.27E+03	6.36E+03	-1.48E+03	1.62E+03
5.00	484.	-6.79E+03	8.72E+03	-6.79E+03	8.72E+03	-1.45E+03	1.65E+03

TASK 1/PITCH MOTION/MODEL 5514

Table P-53. Minimum and Maximum of Variables F_x^{ptot} and $(F_x^{\text{ptot}})^*$ for the Case (LAMP-3, Task 1, Forced Pitch Motion, Model 5514 Scaled to L = 142 m, $\omega = 0.2079$ rad/s, $F_n = 0.0$)

LAMP-3							
θ_α (°)	$\langle F_x^{\text{ptot}} \rangle$ Mean (kN)	Unfiltered F_x^{ptot}		Filtered F_x^{ptot}		Filtered $(F_x^{\text{ptot}})^*$	
		Min. (kN)	Max. (kN)	Min. (kN)	Max. (kN)	Min. (kN/°)	Max. (kN/°)
1.00	2.73	-1.54E+03	1.58E+03	-1.54E+03	1.58E+03	-1.54E+03	1.58E+03
1.75	37.6	-2.68E+03	2.85E+03	-2.68E+03	2.85E+03	-1.55E+03	1.61E+03
2.50	85.4	-3.85E+03	4.19E+03	-3.84E+03	4.19E+03	-1.57E+03	1.64E+03
3.75	186.	-5.92E+03	6.61E+03	-5.92E+03	6.60E+03	-1.63E+03	1.71E+03
5.00	286.	-8.23E+03	9.12E+03	-8.22E+03	9.12E+03	-1.70E+03	1.77E+03

Table P-54. Minimum and Maximum of Variables F_x^{ptot} and $(F_x^{\text{ptot}})^*$ for the Case (LAMP-4, Task 1, Forced Pitch Motion, Model 5514 Scaled to L = 142 m, $\omega = 0.2079$ rad/s, $F_n = 0.0$)

LAMP-4							
θ_α (°)	$\langle F_x^{\text{ptot}} \rangle$ Mean (kN)	Unfiltered F_x^{ptot}		Filtered F_x^{ptot}		Filtered $(F_x^{\text{ptot}})^*$	
		Min. (kN)	Max. (kN)	Min. (kN)	Max. (kN)	Min. (kN/°)	Max. (kN/°)
1.00	1.83	-1.55E+03	1.58E+03	-1.55E+03	1.58E+03	-1.55E+03	1.58E+03
1.75	35.1	-2.70E+03	2.84E+03	-2.70E+03	2.84E+03	-1.56E+03	1.60E+03
2.50	80.8	-3.88E+03	4.18E+03	-3.88E+03	4.18E+03	-1.59E+03	1.64E+03
3.75	177.	-6.00E+03	6.59E+03	-6.00E+03	6.59E+03	-1.65E+03	1.71E+03
5.00	275.	-8.36E+03	9.12E+03	-8.36E+03	9.12E+03	-1.73E+03	1.77E+03

TASK 1/PITCH MOTION/MODEL 5514

Table P-55. Minimum and Maximum of Variables F_x^{ptot} and $(F_x^{ptot})^*$ for the Case (NFA, Task 1, Forced Pitch Motion, Model 5514 Scaled to L = 142 m, $\omega = 0.2079$ rad/s, $F_n = 0.0$)

NFA							
θ_a (°)	$\langle F_x^{ptot} \rangle$	Unfiltered F_x^{ptot}		Filtered F_x^{ptot}		Filtered $(F_x^{ptot})^*$	
	Mean (kN)	Min. (kN)	Max. (kN)	Min. (kN)	Max. (kN)	Min. (kN/°)	Max. (kN/°)
1.00	—	—	—	—	—	—	—
1.75	—	—	—	—	—	—	—
2.50	—	—	—	—	—	—	—
3.75	—	—	—	—	—	—	—
5.00	—	—	—	—	—	—	—

Table P-56. Minimum and Maximum of Variables F_x^{ptot} and $(F_x^{ptot})^*$ for the Case (NSHIPMO, Task 1, Forced Pitch Motion, Model 5514 Scaled to L = 142 m, $\omega = 0.2079$ rad/s, $F_n = 0.0$)

NSHIPMO							
θ_a (°)	$\langle F_x^{ptot} \rangle$	Unfiltered F_x^{ptot}		Filtered F_x^{ptot}		Filtered $(F_x^{ptot})^*$	
	Mean (kN)	Min. (kN)	Max. (kN)	Min. (kN)	Max. (kN)	Min. (kN/°)	Max. (kN/°)
1.00	14.6	-1.58E+03	1.64E+03	-1.57E+03	1.62E+03	-1.58E+03	1.61E+03
1.75	43.1	-2.76E+03	2.93E+03	-2.73E+03	2.90E+03	-1.59E+03	1.63E+03
2.50	82.0	-3.96E+03	4.28E+03	-3.92E+03	4.23E+03	-1.60E+03	1.66E+03
3.75	164.	-6.06E+03	6.68E+03	-6.02E+03	6.63E+03	-1.65E+03	1.73E+03
5.00	260.	-8.35E+03	9.31E+03	-8.32E+03	9.28E+03	-1.72E+03	1.80E+03

TASK 1/PITCH MOTION/MODEL 5514

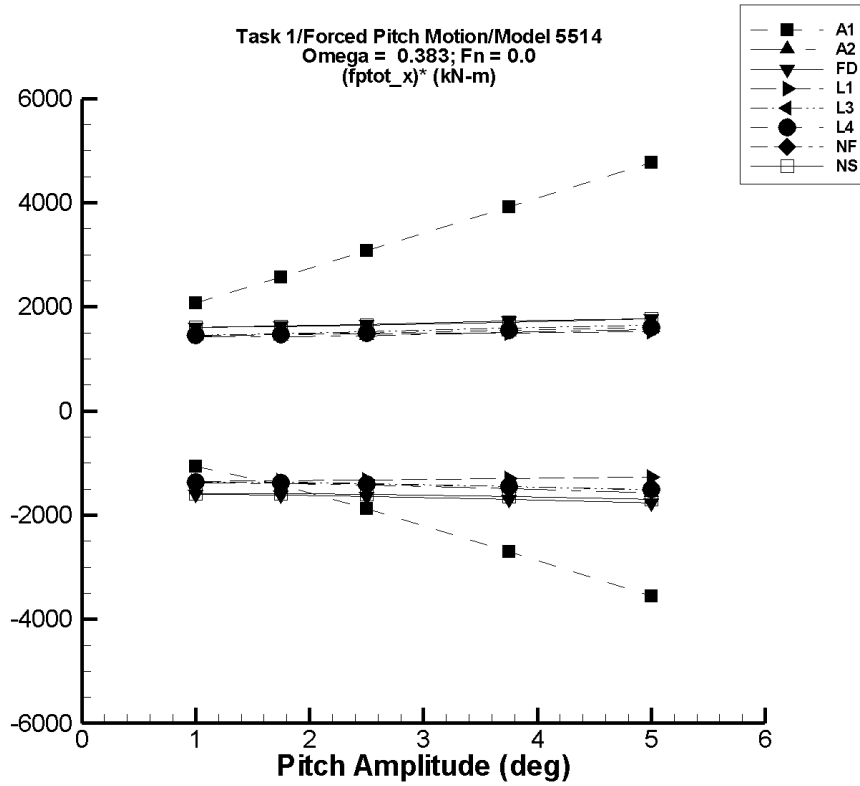


Figure P-8. Minimum and maximum of filtered $(F_x^{\text{ptot}} - \langle F_x^{\text{ptot}} \rangle) / \theta_a$ vs. θ_a for $\omega = 0.3831$ rad/s, $F_n = 0.0$ in the case of task 1, forced pitch motion, and Model 5514 scaled to $L = 142$ m.

TASK 1/PITCH MOTION/MODEL 5514

Table P-57. Minimum and Maximum of Variables F_x^{ptot} and $(F_x^{ptot})^*$ for the Case (AEGIR-1, Task 1, Forced Pitch Motion, Model 5514 Scaled to L = 142 m, $\omega = 0.3831$ rad/s, $F_n = 0.0$)

AEGIR-1							
θ_α (°)	$\langle F_x^{ptot} \rangle$	Unfiltered F_x^{ptot}		Filtered F_x^{ptot}		Filtered $(F_x^{ptot})^*$	
	Mean (kN)	Min. (kN)	Max. (kN)	Min. (kN)	Max. (kN)	Min. (kN/°)	Max. (kN/°)
1.00	693.	-384.	2.78E+03	-377.	2.76E+03	-1.07E+03	2.07E+03
1.75	2.10E+03	-420.	6.63E+03	-388.	6.59E+03	-1.42E+03	2.56E+03
2.50	4.30E+03	-454.	1.21E+04	-384.	1.20E+04	-1.87E+03	3.07E+03
3.75	9.67E+03	-502.	2.45E+04	-471.	2.44E+04	-2.70E+03	3.92E+03
5.00	1.72E+04	-555.	4.14E+04	-600.	4.11E+04	-3.56E+03	4.77E+03

Table P-58. Minimum and Maximum of Variables F_x^{ptot} and $(F_x^{ptot})^*$ for the Case (AEGIR-2, Task 1, Forced Pitch Motion, Model 5514 Scaled to L = 142 m, $\omega = 0.3831$ rad/s, $F_n = 0.0$)

AEGIR-2							
θ_α (°)	$\langle F_x^{ptot} \rangle$	Unfiltered F_x^{ptot}		Filtered F_x^{ptot}		Filtered $(F_x^{ptot})^*$	
	Mean (kN)	Min. (kN)	Max. (kN)	Min. (kN)	Max. (kN)	Min. (kN/°)	Max. (kN/°)
1.00	42.0	-2.36E+03	1.47E+03	-1.35E+03	1.47E+03	-1.39E+03	1.43E+03
1.75	80.5	-2.36E+03	2.57E+03	-2.36E+03	2.56E+03	-1.40E+03	1.42E+03
2.50	101.	-3.47E+03	3.73E+03	-3.47E+03	3.71E+03	-1.43E+03	1.44E+03
3.75	125.	-5.47E+03	5.79E+03	-5.49E+03	5.76E+03	-1.50E+03	1.50E+03
5.00	133.	-7.76E+03	7.95E+03	-7.77E+03	7.92E+03	-1.58E+03	1.56E+03

TASK 1/PITCH MOTION/MODEL 5514

Table P-59. Minimum and Maximum of Variables F_x^{ptot} and $(F_x^{ptot})^*$ for the Case (FREDYN, Task 1, Forced Pitch Motion, Model 5514 Scaled to L = 142 m, $\omega = 0.3831$ rad/s, $F_n = 0.0$)

FREDYN							
θ_α (°)	$\langle F_x^{ptot} \rangle$ Mean (kN)	Unfiltered F_x^{ptot}		Filtered F_x^{ptot}		Filtered $(F_x^{ptot})^*$	
		Min. (kN)	Max. (kN)	Min. (kN)	Max. (kN)	Min. (kN/°)	Max. (kN/°)
1.00	-5.90	-1.60E+03	1.62E+03	-1.60E+03	1.62E+03	-1.59E+03	1.62E+03
1.75	22.1	-2.79E+03	2.91E+03	-2.78E+03	2.90E+03	-1.60E+03	1.65E+03
2.50	59.3	-4.01E+03	4.27E+03	-4.00E+03	4.25E+03	-1.62E+03	1.68E+03
3.75	133.	-6.19E+03	6.69E+03	-6.17E+03	6.66E+03	-1.68E+03	1.74E+03
5.00	195.	-8.63E+03	9.19E+03	-8.60E+03	9.15E+03	-1.76E+03	1.79E+03

Table P-60. Minimum and Maximum of Variables F_x^{ptot} and $(F_x^{ptot})^*$ for the Case (LAMP-1, Task 1, Forced Pitch Motion, Model 5514 Scaled to L = 142 m, $\omega = 0.3831$ rad/s, $F_n = 0.0$)

LAMP-1							
θ_α (°)	$\langle F_x^{ptot} \rangle$ Mean (kN)	Unfiltered F_x^{ptot}		Filtered F_x^{ptot}		Filtered $(F_x^{ptot})^*$	
		Min. (kN)	Max. (kN)	Min. (kN)	Max. (kN)	Min. (kN/°)	Max. (kN/°)
1.00	19.2	-1.36E+03	1.44E+03	-1.36E+03	1.44E+03	-1.38E+03	1.42E+03
1.75	58.7	-2.34E+03	2.57E+03	-2.33E+03	2.57E+03	-1.37E+03	1.43E+03
2.50	120.	-3.27E+03	3.75E+03	-3.26E+03	3.74E+03	-1.35E+03	1.45E+03
3.75	269.	-4.71E+03	5.80E+03	-4.71E+03	5.79E+03	-1.33E+03	1.47E+03
5.00	479.	-6.04E+03	7.97E+03	-6.03E+03	7.96E+03	-1.30E+03	1.50E+03

TASK 1/PITCH MOTION/MODEL 5514

Table P-61. Minimum and Maximum of Variables F_x^{ptot} and $(F_x^{ptot})^*$ for the Case (LAMP-3, Task 1, Forced Pitch Motion, Model 5514 Scaled to L = 142 m, $\omega = 0.3831$ rad/s, $F_n = 0.0$)

LAMP-3							
θ_α (°)	$\langle F_x^{ptot} \rangle$ Mean (kN)	Unfiltered F_x^{ptot}		Filtered F_x^{ptot}		Filtered $(F_x^{ptot})^*$	
		Min. (kN)	Max. (kN)	Min. (kN)	Max. (kN)	Min. (kN/°)	Max. (kN/°)
1.00	2.47	-1.39E+03	1.43E+03	-1.39E+03	1.43E+03	-1.39E+03	1.43E+03
1.75	36.8	-2.42E+03	2.59E+03	-2.41E+03	2.58E+03	-1.40E+03	1.46E+03
2.50	83.8	-3.47E+03	3.81E+03	-3.47E+03	3.81E+03	-1.42E+03	1.49E+03
3.75	182.	-5.36E+03	6.04E+03	-5.35E+03	6.03E+03	-1.47E+03	1.56E+03
5.00	279.	-7.48E+03	8.37E+03	-7.46E+03	8.36E+03	-1.55E+03	1.62E+03

Table P-62. Minimum and Maximum of Variables F_x^{ptot} and $(F_x^{ptot})^*$ for the Case (LAMP-4, Task 1, Forced Pitch Motion, Model 5514 Scaled to L = 142 m, $\omega = 0.3831$ rad/s, $F_n = 0.0$)

LAMP-4							
θ_α (°)	$\langle F_x^{ptot} \rangle$ Mean (kN)	Unfiltered F_x^{ptot}		Filtered F_x^{ptot}		Filtered $(F_x^{ptot})^*$	
		Min. (kN)	Max. (kN)	Min. (kN)	Max. (kN)	Min. (kN/°)	Max. (kN/°)
1.00	-3.33	-1.40E+03	1.42E+03	-1.40E+03	1.42E+03	-1.40E+03	1.42E+03
1.75	20.7	-2.45E+03	2.55E+03	-2.45E+03	2.55E+03	-1.41E+03	1.44E+03
2.50	54.5	-3.53E+03	3.74E+03	-3.52E+03	3.74E+03	-1.43E+03	1.47E+03
3.75	127.	-5.42E+03	5.86E+03	-5.41E+03	5.85E+03	-1.48E+03	1.53E+03
5.00	206.	-7.49E+03	8.07E+03	-7.48E+03	8.06E+03	-1.54E+03	1.57E+03

TASK 1/PITCH MOTION/MODEL 5514

Table P-63. Minimum and Maximum of Variables F_x^{ptot} and $(F_x^{ptot})^*$ for the Case (NFA, Task 1, Forced Pitch Motion, Model 5514 Scaled to L = 142 m, $\omega = 0.3831$ rad/s, $F_n = 0.0$)

NFA							
θ_a (°)	$\langle F_x^{ptot} \rangle$	Unfiltered F_x^{ptot}		Filtered F_x^{ptot}		Filtered $(F_x^{ptot})^*$	
	Mean (kN)	Min. (kN)	Max. (kN)	Min. (kN)	Max. (kN)	Min. (kN/°)	Max. (kN/°)
1.00	—	—	—	—	—	—	—
1.75	—	—	—	—	—	—	—
2.50	—	—	—	—	—	—	—
3.75	—	—	—	—	—	—	—
5.00	—	—	—	—	—	—	—

Table P-64. Minimum and Maximum of Variables F_x^{ptot} and $(F_x^{ptot})^*$ for the Case (NSHIPMO, Task 1, Forced Pitch Motion, Model 5514 Scaled to L = 142 m, $\omega = 0.3831$ rad/s, $F_n = 0.0$)

NSHIPMO							
θ_a (°)	$\langle F_x^{ptot} \rangle$	Unfiltered F_x^{ptot}		Filtered F_x^{ptot}		Filtered $(F_x^{ptot})^*$	
	Mean (kN)	Min. (kN)	Max. (kN)	Min. (kN)	Max. (kN)	Min. (kN/°)	Max. (kN/°)
1.00	12.7	-1.58E+03	1.64E+03	-1.57E+03	1.62E+03	-1.58E+03	1.61E+03
1.75	37.8	-2.76E+03	2.91E+03	-2.73E+03	2.88E+03	-1.58E+03	1.62E+03
2.50	72.1	-3.96E+03	4.24E+03	-3.92E+03	4.20E+03	-1.60E+03	1.65E+03
3.75	144.	-6.04E+03	6.59E+03	-6.00E+03	6.55E+03	-1.64E+03	1.71E+03
5.00	229.	-8.29E+03	9.15E+03	-8.26E+03	9.11E+03	-1.70E+03	1.78E+03

TASK 1/PITCH MOTION/MODEL 5514

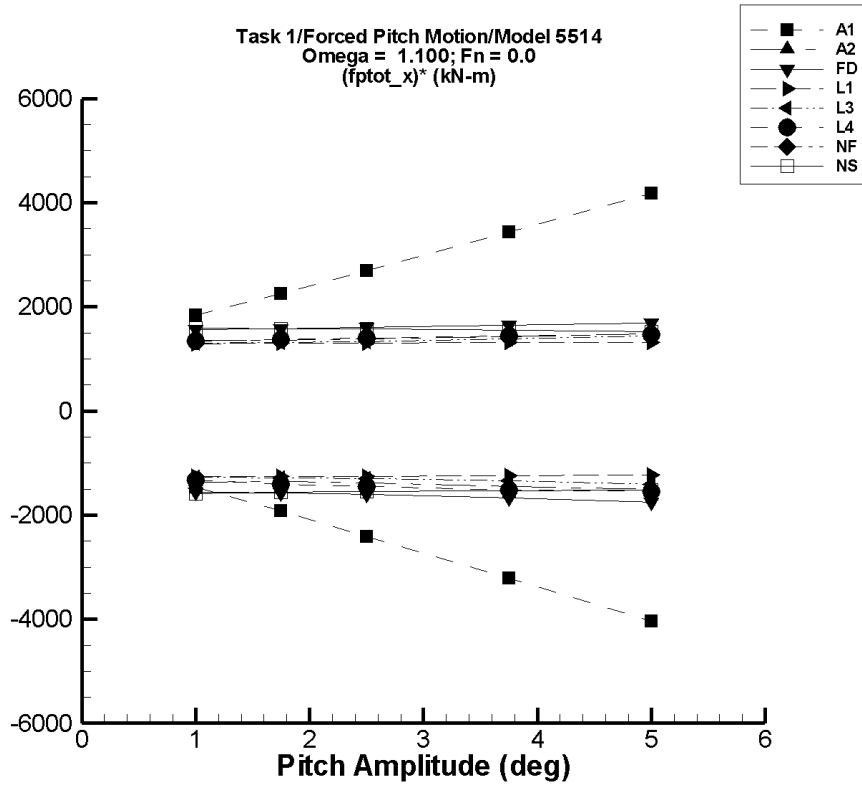


Figure P-9. Minimum and maximum of filtered $(F_x^{\text{ptot}} - \langle F_x^{\text{ptot}} \rangle) / \theta_a$ vs. θ_a for $\omega = 1.1000$ rad/s, $F_n = 0.0$ in the case of task 1, forced pitch motion, and Model 5514 scaled to $L = 142$ m.

Table P-65. Minimum and Maximum of Variables F_x^{ptot} and $(F_x^{ptot})^*$ for the Case (AEGIR-1, Task 1, Forced Pitch Motion, Model 5514 Scaled to L = 142 m, $\omega = 1.1000$ rad/s, $F_n = 0.0$)

AEGIR-1							
θ_α (°)	$\langle F_x^{ptot} \rangle$ Mean (kN)	Unfiltered F_x^{ptot}		Filtered F_x^{ptot}		Filtered $(F_x^{ptot})^*$	
		Min. (kN)	Max. (kN)	Min. (kN)	Max. (kN)	Min. (kN/°)	Max. (kN/°)
1.00	686.	-854.	2.64E+03	-770.	2.52E+03	-1.46E+03	1.84E+03
1.75	2.08E+03	-1.35E+03	6.34E+03	-1.27E+03	6.02E+03	-1.92E+03	2.25E+03
2.50	4.26E+03	-1.83E+03	1.16E+04	-1.76E+03	1.10E+04	-2.41E+03	2.70E+03
3.75	9.58E+03	-2.63E+03	2.38E+04	-2.48E+03	2.25E+04	-3.22E+03	3.44E+03
5.00	1.71E+04	-3.37E+03	4.02E+04	-3.11E+03	3.80E+04	-4.04E+03	4.18E+03

Table P-66. Minimum and Maximum of Variables F_x^{ptot} and $(F_x^{ptot})^*$ for the Case (AEGIR-2, Task 1, Forced Pitch Motion, Model 5514 Scaled to L = 142 m, $\omega = 1.1000$ rad/s, $F_n = 0.0$)

AEGIR-2							
θ_α (°)	$\langle F_x^{ptot} \rangle$ Mean (kN)	Unfiltered F_x^{ptot}		Filtered F_x^{ptot}		Filtered $(F_x^{ptot})^*$	
		Min. (kN)	Max. (kN)	Min. (kN)	Max. (kN)	Min. (kN/°)	Max. (kN/°)
1.00	49.9	-1.38E+03	1.45E+03	-1.31E+03	1.41E+03	-1.36E+03	1.36E+03
1.75	61.1	-2.43E+03	2.52E+03	-2.32E+03	2.45E+03	-1.36E+03	1.36E+03
2.50	62.4	-3.56E+03	3.63E+03	-3.39E+03	3.52E+03	-1.38E+03	1.38E+03
3.75	38.7	-5.61E+03	5.56E+03	-5.37E+03	5.38E+03	-1.44E+03	1.43E+03
5.00	-37.8	-7.88E+03	7.63E+03	-7.57E+03	7.37E+03	-1.51E+03	1.48E+03

TASK 1/PITCH MOTION/MODEL 5514

Table P-67. Minimum and Maximum of Variables F_x^{ptot} and $(F_x^{ptot})^*$ for the Case (FREDYN, Task 1, Forced Pitch Motion, Model 5514 Scaled to L = 142 m, $\omega = 1.1000$ rad/s, $F_n = 0.0$)

FREDYN							
θ_α (°)	$\langle F_x^{ptot} \rangle$ Mean (kN)	Unfiltered F_x^{ptot}		Filtered F_x^{ptot}		Filtered $(F_x^{ptot})^*$	
		Min. (kN)	Max. (kN)	Min. (kN)	Max. (kN)	Min. (kN/°)	Max. (kN/°)
1.00	-17.1	-1.63E+03	1.60E+03	-1.58E+03	1.55E+03	-1.56E+03	1.57E+03
1.75	-12.2	-2.86E+03	2.84E+03	-2.77E+03	2.75E+03	-1.57E+03	1.58E+03
2.50	-10.9	-4.15E+03	4.13E+03	-4.01E+03	4.00E+03	-1.60E+03	1.60E+03
3.75	-24.4	-6.51E+03	6.39E+03	-6.27E+03	6.17E+03	-1.67E+03	1.65E+03
5.00	-86.1	-9.21E+03	8.66E+03	-8.84E+03	8.40E+03	-1.75E+03	1.70E+03

Table P-68. Minimum and Maximum of Variables F_x^{ptot} and $(F_x^{ptot})^*$ for the Case (LAMP-1, Task 1, Forced Pitch Motion, Model 5514 Scaled to L = 142 m, $\omega = 1.1000$ rad/s, $F_n = 0.0$)

LAMP-1							
θ_α (°)	$\langle F_x^{ptot} \rangle$ Mean (kN)	Unfiltered F_x^{ptot}		Filtered F_x^{ptot}		Filtered $(F_x^{ptot})^*$	
		Min. (kN)	Max. (kN)	Min. (kN)	Max. (kN)	Min. (kN/°)	Max. (kN/°)
1.00	25.7	-1.26E+03	1.32E+03	-1.24E+03	1.31E+03	-1.27E+03	1.28E+03
1.75	78.2	-2.16E+03	2.36E+03	-2.13E+03	2.34E+03	-1.26E+03	1.29E+03
2.50	159.	-3.02E+03	3.44E+03	-2.99E+03	3.40E+03	-1.26E+03	1.30E+03
3.75	357.	-4.38E+03	5.31E+03	-4.33E+03	5.25E+03	-1.25E+03	1.30E+03
5.00	634.	-5.64E+03	7.28E+03	-5.58E+03	7.20E+03	-1.24E+03	1.31E+03

TASK 1/PITCH MOTION/MODEL 5514

Table P-69. Minimum and Maximum of Variables F_x^{ptot} and $(F_x^{ptot})^*$ for the Case (LAMP-3, Task 1, Forced Pitch Motion, Model 5514 Scaled to L = 142 m, $\omega = 1.1000$ rad/s, $F_n = 0.0$)

LAMP-3							
θ_α (°)	$\langle F_x^{ptot} \rangle$ Mean (kN)	Unfiltered F_x^{ptot}		Filtered F_x^{ptot}		Filtered $(F_x^{ptot})^*$	
		Min. (kN)	Max. (kN)	Min. (kN)	Max. (kN)	Min. (kN/°)	Max. (kN/°)
1.00	9.04	-1.28E+03	1.31E+03	-1.27E+03	1.30E+03	-1.28E+03	1.29E+03
1.75	56.4	-2.22E+03	2.37E+03	-2.19E+03	2.34E+03	-1.29E+03	1.31E+03
2.50	123.	-3.17E+03	3.48E+03	-3.13E+03	3.44E+03	-1.30E+03	1.33E+03
3.75	270.	-4.85E+03	5.49E+03	-4.79E+03	5.43E+03	-1.35E+03	1.37E+03
5.00	435.	-6.72E+03	7.67E+03	-6.64E+03	7.57E+03	-1.41E+03	1.43E+03

Table P-70. Minimum and Maximum of Variables F_x^{ptot} and $(F_x^{ptot})^*$ for the Case (LAMP-4, Task 1, Forced Pitch Motion, Model 5514 Scaled to L = 142 m, $\omega = 1.1000$ rad/s, $F_n = 0.0$)

LAMP-4							
θ_α (°)	$\langle F_x^{ptot} \rangle$ Mean (kN)	Unfiltered F_x^{ptot}		Filtered F_x^{ptot}		Filtered $(F_x^{ptot})^*$	
		Min. (kN)	Max. (kN)	Min. (kN)	Max. (kN)	Min. (kN/°)	Max. (kN/°)
1.00	-0.497	-1.39E+03	1.36E+03	-1.34E+03	1.33E+03	-1.34E+03	1.33E+03
1.75	30.3	-2.49E+03	2.47E+03	-2.44E+03	2.42E+03	-1.41E+03	1.37E+03
2.50	70.7	-3.62E+03	3.64E+03	-3.56E+03	3.57E+03	-1.45E+03	1.40E+03
3.75	149.	-5.74E+03	5.68E+03	-5.55E+03	5.56E+03	-1.52E+03	1.44E+03
5.00	159.	-7.80E+03	7.75E+03	-7.60E+03	7.53E+03	-1.55E+03	1.47E+03

TASK 1/PITCH MOTION/MODEL 5514

Table P-71. Minimum and Maximum of Variables F_x^{ptot} and $(F_x^{ptot})^*$ for the Case (NFA, Task 1, Forced Pitch Motion, Model 5514 Scaled to L = 142 m, $\omega = 1.1000$ rad/s, $F_n = 0.0$)

NFA							
θ_a (°)	$\langle F_x^{ptot} \rangle$	Unfiltered F_x^{ptot}		Filtered F_x^{ptot}		Filtered $(F_x^{ptot})^*$	
	Mean (kN)	Min. (kN)	Max. (kN)	Min. (kN)	Max. (kN)	Min. (kN/°)	Max. (kN/°)
1.00	—	—	—	—	—	—	—
1.75	—	—	—	—	—	—	—
2.50	—	—	—	—	—	—	—
3.75	—	—	—	—	—	—	—
5.00	—	—	—	—	—	—	—

Table P-72. Minimum and Maximum of Variables F_x^{ptot} and $(F_x^{ptot})^*$ for the Case (NSHIPMO, Task 1, Forced Pitch Motion, Model 5514 Scaled to L = 142 m, $\omega = 1.1000$ rad/s, $F_n = 0.0$)

NSHIPMO							
θ_a (°)	$\langle F_x^{ptot} \rangle$	Unfiltered F_x^{ptot}		Filtered F_x^{ptot}		Filtered $(F_x^{ptot})^*$	
	Mean (kN)	Min. (kN)	Max. (kN)	Min. (kN)	Max. (kN)	Min. (kN/°)	Max. (kN/°)
1.00	3.05	-1.59E+03	1.61E+03	-1.58E+03	1.59E+03	-1.58E+03	1.59E+03
1.75	10.1	-2.76E+03	2.81E+03	-2.73E+03	2.78E+03	-1.57E+03	1.58E+03
2.50	18.5	-3.90E+03	3.99E+03	-3.86E+03	3.95E+03	-1.55E+03	1.57E+03
3.75	21.2	-5.78E+03	5.87E+03	-5.75E+03	5.84E+03	-1.54E+03	1.55E+03
5.00	1.54	-7.62E+03	7.64E+03	-7.60E+03	7.62E+03	-1.52E+03	1.52E+03

TASK 1/PITCH MOTION/MODEL 5514

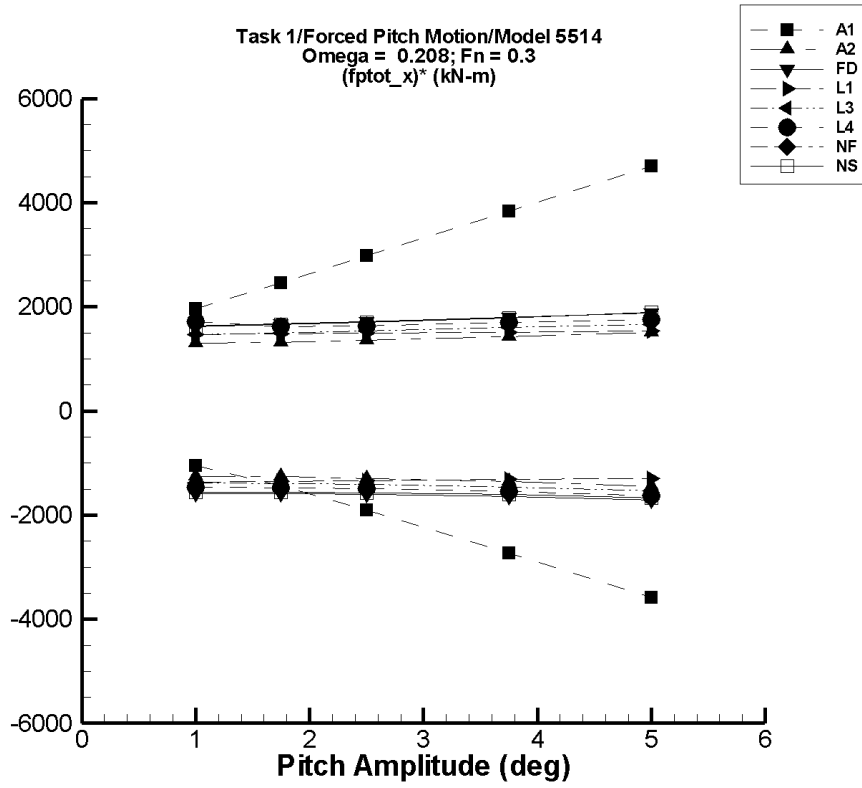


Figure P-10. Minimum and maximum of filtered $(F_x^{ptot} - \langle F_x^{ptot} \rangle) / \theta_a$ vs. θ_a for $\omega = 0.2079$ rad/s, $F_n = 0.3$ in the case of task 1, forced pitch motion, and Model 5514 scaled to $L = 142$ m.

TASK 1/PITCH MOTION/MODEL 5514

Table P-73. Minimum and Maximum of Variables F_x^{ptot} and $(F_x^{\text{ptot}})^*$ for the Case (AEGIR-1, Task 1, Forced Pitch Motion, Model 5514 Scaled to L = 142 m, $\omega = 0.2079$ rad/s, $F_n = 0.3$)

AEGIR-1							
θ_α (°)	$\langle F_x^{\text{ptot}} \rangle$	Unfiltered F_x^{ptot}		Filtered F_x^{ptot}		Filtered $(F_x^{\text{ptot}})^*$	
	Mean (kN)	Min. (kN)	Max. (kN)	Min. (kN)	Max. (kN)	Min. (kN/°)	Max. (kN/°)
1.00	694.	-358.	2.66E+03	-355.	2.65E+03	-1.05E+03	1.96E+03
1.75	2.11E+03	-422.	6.43E+03	-409.	6.42E+03	-1.44E+03	2.46E+03
2.50	4.31E+03	-480.	1.18E+04	-461.	1.18E+04	-1.91E+03	2.98E+03
3.75	9.69E+03	-583.	2.41E+04	-540.	2.41E+04	-2.73E+03	3.84E+03
5.00	1.73E+04	-689.	4.09E+04	-683.	4.08E+04	-3.59E+03	4.70E+03

Table P-74. Minimum and Maximum of Variables F_x^{ptot} and $(F_x^{\text{ptot}})^*$ for the Case (AEGIR-2, Task 1, Forced Pitch Motion, Model 5514 Scaled to L = 142 m, $\omega = 0.2079$ rad/s, $F_n = 0.3$)

AEGIR-2							
θ_α (°)	$\langle F_x^{\text{ptot}} \rangle$	Unfiltered F_x^{ptot}		Filtered F_x^{ptot}		Filtered $(F_x^{\text{ptot}})^*$	
	Mean (kN)	Min. (kN)	Max. (kN)	Min. (kN)	Max. (kN)	Min. (kN/°)	Max. (kN/°)
1.00	57.6	-1.20E+03	1.36E+03	-1.20E+03	1.36E+03	-1.26E+03	1.30E+03
1.75	76.6	-2.33E+03	2.40E+03	-2.12E+03	2.39E+03	-1.25E+03	1.32E+03
2.50	111.	-3.12E+03	3.52E+03	-3.12E+03	3.49E+03	-1.29E+03	1.35E+03
3.75	143.	-4.97E+03	5.56E+03	-4.96E+03	5.51E+03	-1.36E+03	1.43E+03
5.00	183.	-7.10E+03	7.83E+03	-7.09E+03	7.73E+03	-1.45E+03	1.51E+03

TASK 1/PITCH MOTION/MODEL 5514

Table P-75. Minimum and Maximum of Variables F_x^{ptot} and $(F_x^{ptot})^*$ for the Case (FREDYN, Task 1, Forced Pitch Motion, Model 5514 Scaled to L = 142 m, $\omega = 0.2079$ rad/s, $F_n = 0.3$)

FREDYN							
θ_α (°)	$\langle F_x^{ptot} \rangle$ Mean (kN)	Unfiltered F_x^{ptot}		Filtered F_x^{ptot}		Filtered $(F_x^{ptot})^*$	
		Min. (kN)	Max. (kN)	Min. (kN)	Max. (kN)	Min. (kN/°)	Max. (kN/°)
1.00	7.63	-1.58E+03	1.65E+03	-1.58E+03	1.65E+03	-1.58E+03	1.64E+03
1.75	63.5	-2.71E+03	3.00E+03	-2.71E+03	2.99E+03	-1.58E+03	1.67E+03
2.50	144.	-3.85E+03	4.44E+03	-3.85E+03	4.44E+03	-1.60E+03	1.72E+03
3.75	323.	-5.84E+03	7.09E+03	-5.83E+03	7.09E+03	-1.64E+03	1.80E+03
5.00	531.	-8.01E+03	9.90E+03	-8.00E+03	9.92E+03	-1.71E+03	1.88E+03

Table P-76. Minimum and Maximum of Variables F_x^{ptot} and $(F_x^{ptot})^*$ for the Case (LAMP-1, Task 1, Forced Pitch Motion, Model 5514 Scaled to L = 142 m, $\omega = 0.2079$ rad/s, $F_n = 0.3$)

LAMP-1							
θ_α (°)	$\langle F_x^{ptot} \rangle$ Mean (kN)	Unfiltered F_x^{ptot}		Filtered F_x^{ptot}		Filtered $(F_x^{ptot})^*$	
		Min. (kN)	Max. (kN)	Min. (kN)	Max. (kN)	Min. (kN/°)	Max. (kN/°)
1.00	-312.	-1.71E+03	1.12E+03	-1.71E+03	1.12E+03	-1.40E+03	1.43E+03
1.75	-272.	-2.70E+03	2.26E+03	-2.69E+03	2.26E+03	-1.38E+03	1.45E+03
2.50	-209.	-3.64E+03	3.45E+03	-3.64E+03	3.45E+03	-1.37E+03	1.46E+03
3.75	-56.3	-5.11E+03	5.51E+03	-5.11E+03	5.51E+03	-1.35E+03	1.48E+03
5.00	158.	-6.46E+03	7.69E+03	-6.46E+03	7.69E+03	-1.32E+03	1.51E+03

TASK 1/PITCH MOTION/MODEL 5514

Table P-77. Minimum and Maximum of Variables F_x^{ptot} and $(F_x^{ptot})^*$ for the Case (LAMP-3, Task 1, Forced Pitch Motion, Model 5514 Scaled to L = 142 m, $\omega = 0.2079$ rad/s, $F_n = 0.3$)

LAMP-3							
θ_α (°)	$\langle F_x^{ptot} \rangle$ Mean (kN)	Unfiltered F_x^{ptot}		Filtered F_x^{ptot}		Filtered $(F_x^{ptot})^*$	
		Min. (kN)	Max. (kN)	Min. (kN)	Max. (kN)	Min. (kN/°)	Max. (kN/°)
1.00	-329.	-1.74E+03	1.11E+03	-1.74E+03	1.11E+03	-1.41E+03	1.44E+03
1.75	-294.	-2.78E+03	2.28E+03	-2.77E+03	2.28E+03	-1.42E+03	1.47E+03
2.50	-245.	-3.84E+03	3.51E+03	-3.84E+03	3.51E+03	-1.44E+03	1.50E+03
3.75	-143.	-5.74E+03	5.75E+03	-5.74E+03	5.75E+03	-1.49E+03	1.57E+03
5.00	-41.0	-7.88E+03	8.09E+03	-7.88E+03	8.09E+03	-1.57E+03	1.63E+03

Table P-78. Minimum and Maximum of Variables F_x^{ptot} and $(F_x^{ptot})^*$ for the Case (LAMP-4, Task 1, Forced Pitch Motion, Model 5514 Scaled to L = 142 m, $\omega = 0.2079$ rad/s, $F_n = 0.3$)

LAMP-4							
θ_α (°)	$\langle F_x^{ptot} \rangle$ Mean (kN)	Unfiltered F_x^{ptot}		Filtered F_x^{ptot}		Filtered $(F_x^{ptot})^*$	
		Min. (kN)	Max. (kN)	Min. (kN)	Max. (kN)	Min. (kN/°)	Max. (kN/°)
1.00	-312.	-1.80E+03	1.39E+03	-1.80E+03	1.38E+03	-1.49E+03	1.69E+03
1.75	-283.	-2.92E+03	2.50E+03	-2.92E+03	2.49E+03	-1.50E+03	1.59E+03
2.50	-236.	-4.06E+03	3.86E+03	-4.05E+03	3.79E+03	-1.52E+03	1.61E+03
3.75	-161.	-6.11E+03	6.19E+03	-6.09E+03	6.10E+03	-1.58E+03	1.67E+03
5.00	-84.3	-8.41E+03	8.68E+03	-8.40E+03	8.57E+03	-1.66E+03	1.73E+03

TASK 1/PITCH MOTION/MODEL 5514

Table P-79. Minimum and Maximum of Variables F_x^{ptot} and $(F_x^{ptot})^*$ for the Case (NFA, Task 1, Forced Pitch Motion, Model 5514 Scaled to L = 142 m, $\omega = 0.2079$ rad/s, $F_n = 0.3$)

NFA							
θ_a (°)	$\langle F_x^{ptot} \rangle$	Unfiltered F_x^{ptot}		Filtered F_x^{ptot}		Filtered $(F_x^{ptot})^*$	
	Mean (kN)	Min. (kN)	Max. (kN)	Min. (kN)	Max. (kN)	Min. (kN/°)	Max. (kN/°)
1.00	—	—	—	—	—	—	—
1.75	—	—	—	—	—	—	—
2.50	—	—	—	—	—	—	—
3.75	—	—	—	—	—	—	—
5.00	—	—	—	—	—	—	—

Table P-80. Minimum and Maximum of Variables F_x^{ptot} and $(F_x^{ptot})^*$ for the Case (NSHIPMO, Task 1, Forced Pitch Motion, Model 5514 Scaled to L = 142 m, $\omega = 0.2079$ rad/s, $F_n = 0.3$)

NSHIPMO							
θ_a (°)	$\langle F_x^{ptot} \rangle$	Unfiltered F_x^{ptot}		Filtered F_x^{ptot}		Filtered $(F_x^{ptot})^*$	
	Mean (kN)	Min. (kN)	Max. (kN)	Min. (kN)	Max. (kN)	Min. (kN/°)	Max. (kN/°)
1.00	29.6	-1.55E+03	1.67E+03	-1.54E+03	1.65E+03	-1.57E+03	1.62E+03
1.75	87.8	-2.67E+03	3.02E+03	-2.64E+03	2.99E+03	-1.56E+03	1.66E+03
2.50	172.	-3.79E+03	4.47E+03	-3.76E+03	4.42E+03	-1.57E+03	1.70E+03
3.75	359.	-5.70E+03	7.13E+03	-5.67E+03	7.08E+03	-1.61E+03	1.79E+03
5.00	591.	-7.76E+03	1.01E+04	-7.73E+03	1.00E+04	-1.66E+03	1.89E+03

TASK 1/PITCH MOTION/MODEL 5514

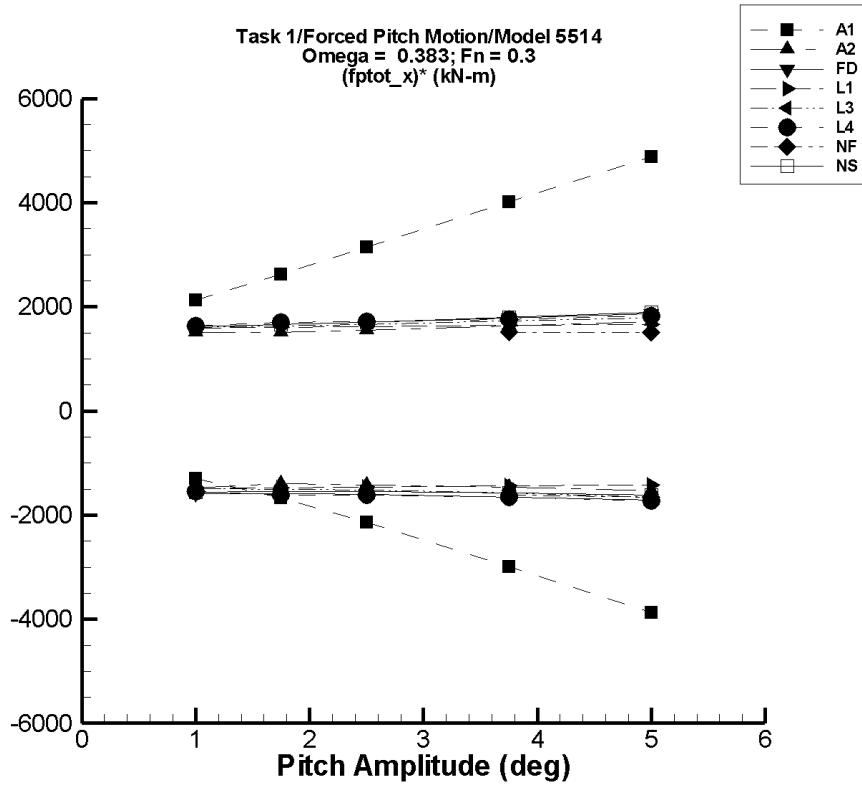


Figure P-11. Minimum and maximum of filtered $(F_x^{ptot} - \langle F_x^{ptot} \rangle) / \theta_a$ vs. θ_a for $\omega = 0.3831$ rad/s, $F_n = 0.3$ in the case of task 1, forced pitch motion, and Model 5514 scaled to $L = 142$ m.

TASK 1/PITCH MOTION/MODEL 5514

Table P-81. Minimum and Maximum of Variables F_x^{ptot} and $(F_x^{ptot})^*$ for the Case (AEGIR-1, Task 1, Forced Pitch Motion, Model 5514 Scaled to L = 142 m, $\omega = 0.3831$ rad/s, $F_n = 0.3$)

AEGIR-1							
θ_α (°)	$\langle F_x^{ptot} \rangle$ Mean (kN)	Unfiltered F_x^{ptot}		Filtered F_x^{ptot}		Filtered $(F_x^{ptot})^*$	
		Min. (kN)	Max. (kN)	Min. (kN)	Max. (kN)	Min. (kN/°)	Max. (kN/°)
1.00	709.	-596.	2.85E+03	-587.	2.83E+03	-1.30E+03	2.12E+03
1.75	2.15E+03	-810.	6.79E+03	-773.	6.75E+03	-1.67E+03	2.63E+03
2.50	4.40E+03	-1.02E+03	1.23E+04	-949.	1.23E+04	-2.14E+03	3.15E+03
3.75	9.88E+03	-1.36E+03	2.51E+04	-1.35E+03	2.49E+04	-3.00E+03	4.01E+03
5.00	1.76E+04	-1.69E+03	4.23E+04	-1.76E+03	4.20E+04	-3.87E+03	4.88E+03

Table P-82. Minimum and Maximum of Variables F_x^{ptot} and $(F_x^{ptot})^*$ for the Case (AEGIR-2, Task 1, Forced Pitch Motion, Model 5514 Scaled to L = 142 m, $\omega = 0.3831$ rad/s, $F_n = 0.3$)

AEGIR-2							
θ_α (°)	$\langle F_x^{ptot} \rangle$ Mean (kN)	Unfiltered F_x^{ptot}		Filtered F_x^{ptot}		Filtered $(F_x^{ptot})^*$	
		Min. (kN)	Max. (kN)	Min. (kN)	Max. (kN)	Min. (kN/°)	Max. (kN/°)
1.00	58.2	-2.48E+03	1.57E+03	-1.42E+03	1.56E+03	-1.48E+03	1.50E+03
1.75	128.	-2.37E+03	2.79E+03	-2.33E+03	2.78E+03	-1.40E+03	1.51E+03
2.50	198.	-3.39E+03	4.10E+03	-3.36E+03	4.08E+03	-1.42E+03	1.55E+03
3.75	340.	-5.17E+03	6.50E+03	-5.17E+03	6.47E+03	-1.47E+03	1.64E+03
5.00	514.	-7.14E+03	9.16E+03	-7.15E+03	9.12E+03	-1.53E+03	1.72E+03

TASK 1/PITCH MOTION/MODEL 5514

Table P-83. Minimum and Maximum of Variables F_x^{ptot} and $(F_x^{ptot})^*$ for the Case (FREDYN, Task 1, Forced Pitch Motion, Model 5514 Scaled to L = 142 m, $\omega = 0.3831$ rad/s, $F_n = 0.3$)

FREDYN							
θ_α (°)	$\langle F_x^{ptot} \rangle$ Mean (kN)	Unfiltered F_x^{ptot}		Filtered F_x^{ptot}		Filtered $(F_x^{ptot})^*$	
		Min. (kN)	Max. (kN)	Min. (kN)	Max. (kN)	Min. (kN/°)	Max. (kN/°)
1.00	7.86	-1.58E+03	1.65E+03	-1.57E+03	1.64E+03	-1.58E+03	1.64E+03
1.75	64.3	-2.71E+03	3.00E+03	-2.70E+03	2.99E+03	-1.58E+03	1.67E+03
2.50	145.	-3.86E+03	4.45E+03	-3.84E+03	4.43E+03	-1.59E+03	1.71E+03
3.75	327.	-5.85E+03	7.11E+03	-5.82E+03	7.08E+03	-1.64E+03	1.80E+03
5.00	539.	-8.03E+03	9.95E+03	-8.00E+03	9.91E+03	-1.71E+03	1.87E+03

Table P-84. Minimum and Maximum of Variables F_x^{ptot} and $(F_x^{ptot})^*$ for the Case (LAMP-1, Task 1, Forced Pitch Motion, Model 5514 Scaled to L = 142 m, $\omega = 0.3831$ rad/s, $F_n = 0.3$)

LAMP-1							
θ_α (°)	$\langle F_x^{ptot} \rangle$ Mean (kN)	Unfiltered F_x^{ptot}		Filtered F_x^{ptot}		Filtered $(F_x^{ptot})^*$	
		Min. (kN)	Max. (kN)	Min. (kN)	Max. (kN)	Min. (kN/°)	Max. (kN/°)
1.00	-311.	-1.84E+03	1.25E+03	-1.84E+03	1.25E+03	-1.52E+03	1.56E+03
1.75	-269.	-2.92E+03	2.48E+03	-2.92E+03	2.48E+03	-1.51E+03	1.57E+03
2.50	-203.	-3.96E+03	3.76E+03	-3.95E+03	3.75E+03	-1.50E+03	1.58E+03
3.75	-42.7	-5.60E+03	5.98E+03	-5.59E+03	5.97E+03	-1.48E+03	1.60E+03
5.00	182.	-7.12E+03	8.31E+03	-7.11E+03	8.30E+03	-1.46E+03	1.62E+03

TASK 1/PITCH MOTION/MODEL 5514

Table P-85. Minimum and Maximum of Variables F_x^{ptot} and $(F_x^{ptot})^*$ for the Case (LAMP-3, Task 1, Forced Pitch Motion, Model 5514 Scaled to L = 142 m, $\omega = 0.3831$ rad/s, $F_n = 0.3$)

LAMP-3							
θ_α (°)	$\langle F_x^{ptot} \rangle$ Mean (kN)	Unfiltered F_x^{ptot}		Filtered F_x^{ptot}		Filtered $(F_x^{ptot})^*$	
		Min. (kN)	Max. (kN)	Min. (kN)	Max. (kN)	Min. (kN/°)	Max. (kN/°)
1.00	-328.	-1.87E+03	1.24E+03	-1.86E+03	1.24E+03	-1.53E+03	1.57E+03
1.75	-291.	-3.00E+03	2.50E+03	-2.99E+03	2.49E+03	-1.54E+03	1.59E+03
2.50	-239.	-4.15E+03	3.82E+03	-4.15E+03	3.82E+03	-1.56E+03	1.62E+03
3.75	-130.	-6.21E+03	6.21E+03	-6.20E+03	6.20E+03	-1.62E+03	1.69E+03
5.00	-17.9	-8.50E+03	8.71E+03	-8.49E+03	8.70E+03	-1.69E+03	1.74E+03

Table P-86. Minimum and Maximum of Variables F_x^{ptot} and $(F_x^{ptot})^*$ for the Case (LAMP-4, Task 1, Forced Pitch Motion, Model 5514 Scaled to L = 142 m, $\omega = 0.3831$ rad/s, $F_n = 0.3$)

LAMP-4							
θ_α (°)	$\langle F_x^{ptot} \rangle$ Mean (kN)	Unfiltered F_x^{ptot}		Filtered F_x^{ptot}		Filtered $(F_x^{ptot})^*$	
		Min. (kN)	Max. (kN)	Min. (kN)	Max. (kN)	Min. (kN/°)	Max. (kN/°)
1.00	-296.	-1.94E+03	1.63E+03	-1.88E+03	1.30E+03	-1.59E+03	1.59E+03
1.75	-262.	-3.17E+03	2.76E+03	-3.15E+03	2.64E+03	-1.65E+03	1.66E+03
2.50	-212.	-4.37E+03	4.10E+03	-4.34E+03	3.97E+03	-1.65E+03	1.67E+03
3.75	-107.	-6.53E+03	6.33E+03	-6.48E+03	6.31E+03	-1.70E+03	1.71E+03
5.00	-8.46	-8.88E+03	9.12E+03	-8.87E+03	8.92E+03	-1.77E+03	1.79E+03

TASK 1/PITCH MOTION/MODEL 5514

Table P-87. Minimum and Maximum of Variables F_x^{ptot} and $(F_x^{ptot})^*$ for the Case (NFA, Task 1, Forced Pitch Motion, Model 5514 Scaled to L = 142 m, $\omega = 0.3831$ rad/s, $F_n = 0.3$)

NFA							
θ_α (°)	$\langle F_x^{ptot} \rangle$ Mean (kN)	Unfiltered F_x^{ptot}		Filtered F_x^{ptot}		Filtered $(F_x^{ptot})^*$	
		Min. (kN)	Max. (kN)	Min. (kN)	Max. (kN)	Min. (kN/°)	Max. (kN/°)
1.00	—	—	—	—	—	—	—
1.75	—	—	—	—	—	—	—
2.50	-506.	-4.52E+03	3.36E+03	-4.49E+03	3.30E+03	-1.59E+03	1.52E+03
3.75	-640.	-6.71E+03	5.06E+03	-6.67E+03	5.01E+03	-1.61E+03	1.51E+03
5.00	-820.	-9.13E+03	6.75E+03	-9.08E+03	6.71E+03	-1.65E+03	1.51E+03

Table P-88. Minimum and Maximum of Variables F_x^{ptot} and $(F_x^{ptot})^*$ for the Case (NSHIPMO, Task 1, Forced Pitch Motion, Model 5514 Scaled to L = 142 m, $\omega = 0.3831$ rad/s, $F_n = 0.3$)

NSHIPMO							
θ_α (°)	$\langle F_x^{ptot} \rangle$ Mean (kN)	Unfiltered F_x^{ptot}		Filtered F_x^{ptot}		Filtered $(F_x^{ptot})^*$	
		Min. (kN)	Max. (kN)	Min. (kN)	Max. (kN)	Min. (kN/°)	Max. (kN/°)
1.00	34.3	-1.54E+03	1.68E+03	-1.53E+03	1.66E+03	-1.56E+03	1.63E+03
1.75	103.	-2.63E+03	3.05E+03	-2.61E+03	3.01E+03	-1.55E+03	1.66E+03
2.50	203.	-3.71E+03	4.52E+03	-3.68E+03	4.47E+03	-1.55E+03	1.71E+03
3.75	427.	-5.51E+03	7.22E+03	-5.48E+03	7.17E+03	-1.57E+03	1.80E+03
5.00	716.	-7.38E+03	1.02E+04	-7.36E+03	1.02E+04	-1.61E+03	1.90E+03

TASK 1/PITCH MOTION/MODEL 5514

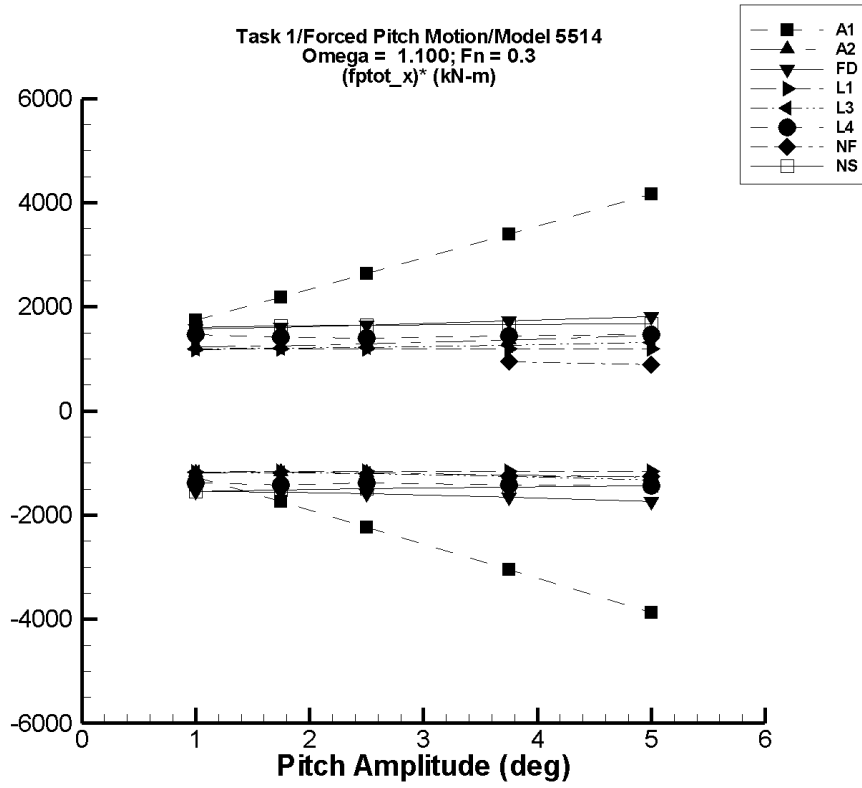


Figure P-12. Minimum and maximum of filtered $(F_x^{\text{ptot}} - \langle F_x^{\text{ptot}} \rangle) / \theta_a$ vs. θ_a for $\omega = 1.1000$ rad/s, $F_n = 0.3$ in the case of task 1, forced pitch motion, and Model 5514 scaled to $L = 142$ m.

TASK 1/PITCH MOTION/MODEL 5514

Table P-89. Minimum and Maximum of Variables F_x^{ptot} and $(F_x^{ptot})^*$ for the Case (AEGIR-1, Task 1, Forced Pitch Motion, Model 5514 Scaled to L = 142 m, $\omega = 1.1000$ rad/s, $F_n = 0.3$)

AEGIR-1							
θ_α (°)	$\langle F_x^{ptot} \rangle$ Mean (kN)	Unfiltered F_x^{ptot}		Filtered F_x^{ptot}		Filtered $(F_x^{ptot})^*$	
		Min. (kN)	Max. (kN)	Min. (kN)	Max. (kN)	Min. (kN/°)	Max. (kN/°)
1.00	693.	-662.	2.56E+03	-581.	2.44E+03	-1.27E+03	1.75E+03
1.75	2.11E+03	-1.01E+03	6.26E+03	-944.	5.93E+03	-1.74E+03	2.18E+03
2.50	4.32E+03	-1.37E+03	1.15E+04	-1.28E+03	1.09E+04	-2.24E+03	2.64E+03
3.75	9.71E+03	-1.93E+03	2.38E+04	-1.73E+03	2.25E+04	-3.05E+03	3.40E+03
5.00	1.73E+04	-2.47E+03	4.04E+04	-2.07E+03	3.81E+04	-3.88E+03	4.16E+03

Table P-90. Minimum and Maximum of Variables F_x^{ptot} and $(F_x^{ptot})^*$ for the Case (AEGIR-2, Task 1, Forced Pitch Motion, Model 5514 Scaled to L = 142 m, $\omega = 1.1000$ rad/s, $F_n = 0.3$)

AEGIR-2							
θ_α (°)	$\langle F_x^{ptot} \rangle$ Mean (kN)	Unfiltered F_x^{ptot}		Filtered F_x^{ptot}		Filtered $(F_x^{ptot})^*$	
		Min. (kN)	Max. (kN)	Min. (kN)	Max. (kN)	Min. (kN/°)	Max. (kN/°)
1.00	56.5	-1.16E+03	1.33E+03	-1.13E+03	1.29E+03	-1.19E+03	1.23E+03
1.75	86.2	-2.03E+03	2.36E+03	-1.97E+03	2.28E+03	-1.17E+03	1.25E+03
2.50	118.	-2.95E+03	3.46E+03	-2.85E+03	3.34E+03	-1.19E+03	1.29E+03
3.75	170.	-4.59E+03	5.49E+03	-4.43E+03	5.28E+03	-1.23E+03	1.36E+03
5.00	203.	-6.40E+03	7.77E+03	-6.14E+03	7.45E+03	-1.27E+03	1.45E+03

TASK 1/PITCH MOTION/MODEL 5514

Table P-91. Minimum and Maximum of Variables F_x^{ptot} and $(F_x^{ptot})^*$ for the Case (FREDYN, Task 1, Forced Pitch Motion, Model 5514 Scaled to L = 142 m, $\omega = 1.1000$ rad/s, $F_n = 0.3$)

FREDYN							
θ_α (°)	$\langle F_x^{ptot} \rangle$ Mean (kN)	Unfiltered F_x^{ptot}		Filtered F_x^{ptot}		Filtered $(F_x^{ptot})^*$	
		Min. (kN)	Max. (kN)	Min. (kN)	Max. (kN)	Min. (kN/°)	Max. (kN/°)
1.00	-1.20	-1.60E+03	1.64E+03	-1.55E+03	1.58E+03	-1.55E+03	1.58E+03
1.75	36.5	-2.78E+03	2.96E+03	-2.69E+03	2.86E+03	-1.56E+03	1.61E+03
2.50	88.4	-4.01E+03	4.37E+03	-3.87E+03	4.22E+03	-1.58E+03	1.65E+03
3.75	199.	-6.24E+03	6.98E+03	-6.00E+03	6.71E+03	-1.65E+03	1.74E+03
5.00	311.	-8.76E+03	9.79E+03	-8.40E+03	9.39E+03	-1.74E+03	1.82E+03

Table P-92. Minimum and Maximum of Variables F_x^{ptot} and $(F_x^{ptot})^*$ for the Case (LAMP-1, Task 1, Forced Pitch Motion, Model 5514 Scaled to L = 142 m, $\omega = 1.1000$ rad/s, $F_n = 0.3$)

LAMP-1							
θ_α (°)	$\langle F_x^{ptot} \rangle$ Mean (kN)	Unfiltered F_x^{ptot}		Filtered F_x^{ptot}		Filtered $(F_x^{ptot})^*$	
		Min. (kN)	Max. (kN)	Min. (kN)	Max. (kN)	Min. (kN/°)	Max. (kN/°)
1.00	-301.	-1.49E+03	890.	-1.48E+03	877.	-1.17E+03	1.18E+03
1.75	-239.	-2.32E+03	1.85E+03	-2.29E+03	1.83E+03	-1.17E+03	1.18E+03
2.50	-143.	-3.11E+03	2.85E+03	-3.07E+03	2.81E+03	-1.17E+03	1.18E+03
3.75	93.7	-4.35E+03	4.59E+03	-4.30E+03	4.54E+03	-1.17E+03	1.19E+03
5.00	424.	-5.49E+03	6.44E+03	-5.43E+03	6.37E+03	-1.17E+03	1.19E+03

TASK 1/PITCH MOTION/MODEL 5514

Table P-93. Minimum and Maximum of Variables F_x^{ptot} and $(F_x^{ptot})^*$ for the Case (LAMP-3, Task 1, Forced Pitch Motion, Model 5514 Scaled to L = 142 m, $\omega = 1.1000$ rad/s, $F_n = 0.3$)

LAMP-3							
θ_α (°)	$\langle F_x^{ptot} \rangle$ Mean (kN)	Unfiltered F_x^{ptot}		Filtered F_x^{ptot}		Filtered $(F_x^{ptot})^*$	
		Min. (kN)	Max. (kN)	Min. (kN)	Max. (kN)	Min. (kN/°)	Max. (kN/°)
1.00	-318.	-1.51E+03	880.	-1.50E+03	867.	-1.18E+03	1.18E+03
1.75	-261.	-2.37E+03	1.86E+03	-2.35E+03	1.83E+03	-1.19E+03	1.20E+03
2.50	-178.	-3.25E+03	2.89E+03	-3.22E+03	2.86E+03	-1.21E+03	1.21E+03
3.75	6.71	-4.80E+03	4.77E+03	-4.74E+03	4.72E+03	-1.27E+03	1.26E+03
5.00	225.	-6.53E+03	6.83E+03	-6.44E+03	6.74E+03	-1.33E+03	1.30E+03

Table P-94. Minimum and Maximum of Variables F_x^{ptot} and $(F_x^{ptot})^*$ for the Case (LAMP-4, Task 1, Forced Pitch Motion, Model 5514 Scaled to L = 142 m, $\omega = 1.1000$ rad/s, $F_n = 0.3$)

LAMP-4							
θ_α (°)	$\langle F_x^{ptot} \rangle$ Mean (kN)	Unfiltered F_x^{ptot}		Filtered F_x^{ptot}		Filtered $(F_x^{ptot})^*$	
		Min. (kN)	Max. (kN)	Min. (kN)	Max. (kN)	Min. (kN/°)	Max. (kN/°)
1.00	-275.	-1.73E+03	1.36E+03	-1.66E+03	1.19E+03	-1.39E+03	1.46E+03
1.75	-236.	-2.76E+03	2.50E+03	-2.72E+03	2.23E+03	-1.42E+03	1.41E+03
2.50	-214.	-3.77E+03	3.59E+03	-3.67E+03	3.28E+03	-1.38E+03	1.40E+03
3.75	-75.6	-5.65E+03	5.72E+03	-5.41E+03	5.33E+03	-1.42E+03	1.44E+03
5.00	19.2	-7.52E+03	7.59E+03	-7.17E+03	7.35E+03	-1.44E+03	1.47E+03

TASK 1/PITCH MOTION/MODEL 5514

Table P-95. Minimum and Maximum of Variables F_x^{ptot} and $(F_x^{ptot})^*$ for the Case (NFA, Task 1, Forced Pitch Motion, Model 5514 Scaled to L = 142 m, $\omega = 1.1000$ rad/s, $F_n = 0.3$)

NFA							
θ_α (°)	$\langle F_x^{ptot} \rangle$ Mean (kN)	Unfiltered F_x^{ptot}		Filtered F_x^{ptot}		Filtered $(F_x^{ptot})^*$	
		Min. (kN)	Max. (kN)	Min. (kN)	Max. (kN)	Min. (kN/°)	Max. (kN/°)
1.00	—	—	—	—	—	—	—
1.75	—	—	—	—	—	—	—
2.50	-522.	-3.87E+03	2.06E+03	-3.66E+03	2.00E+03	-1.25E+03	1.01E+03
3.75	-662.	-5.72E+03	2.89E+03	-5.40E+03	2.90E+03	-1.26E+03	949.
5.00	-834.	-7.45E+03	3.68E+03	-7.10E+03	3.63E+03	-1.25E+03	893.

Table P-96. Minimum and Maximum of Variables F_x^{ptot} and $(F_x^{ptot})^*$ for the Case (NSHIPMO, Task 1, Forced Pitch Motion, Model 5514 Scaled to L = 142 m, $\omega = 1.1000$ rad/s, $F_n = 0.3$)

NSHIPMO							
θ_α (°)	$\langle F_x^{ptot} \rangle$ Mean (kN)	Unfiltered F_x^{ptot}		Filtered F_x^{ptot}		Filtered $(F_x^{ptot})^*$	
		Min. (kN)	Max. (kN)	Min. (kN)	Max. (kN)	Min. (kN/°)	Max. (kN/°)
1.00	29.4	-1.54E+03	1.66E+03	-1.52E+03	1.64E+03	-1.55E+03	1.61E+03
1.75	90.4	-2.60E+03	2.98E+03	-2.57E+03	2.94E+03	-1.52E+03	1.63E+03
2.50	187.	-3.59E+03	4.34E+03	-3.56E+03	4.29E+03	-1.50E+03	1.64E+03
3.75	370.	-5.16E+03	6.65E+03	-5.13E+03	6.61E+03	-1.47E+03	1.66E+03
5.00	621.	-6.59E+03	9.01E+03	-6.58E+03	8.98E+03	-1.44E+03	1.67E+03

TASK 1/PITCH MOTION/MODEL 5514

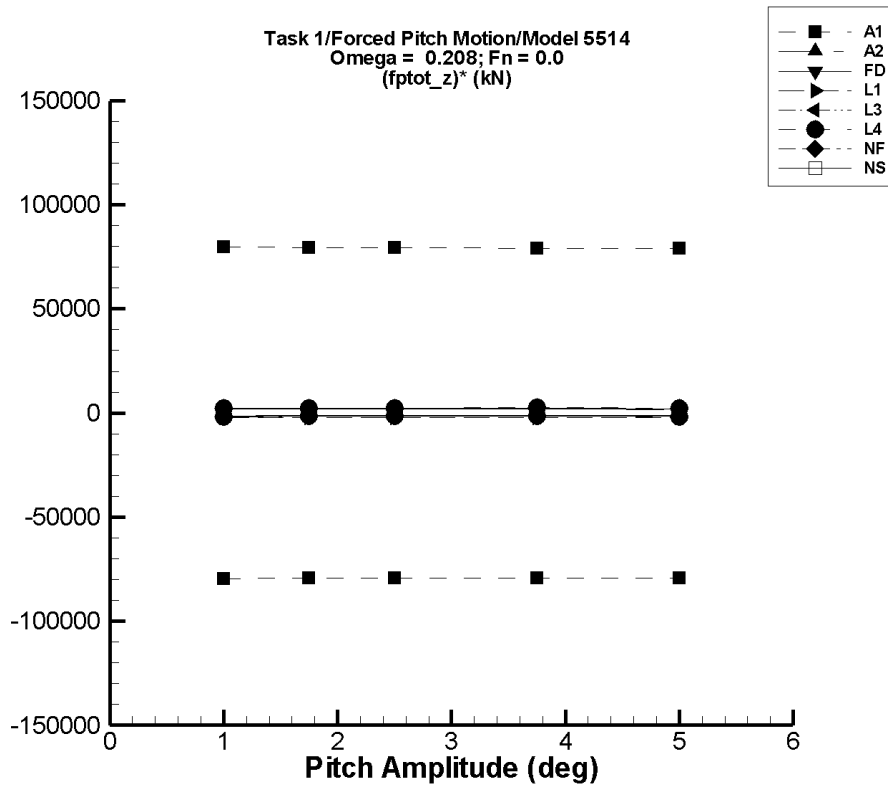


Figure P-13. Minimum and maximum of filtered $(F_z^{\text{ptot}} - \langle F_z^{\text{ptot}} \rangle) / \theta_a$ vs. θ_a for $\omega = 0.2079$ rad/s, $F_n = 0.0$ in the case of task 1, forced pitch motion, and Model 5514 scaled to $L = 142$ m.

TASK 1/PITCH MOTION/MODEL 5514

Table P-97. Minimum and Maximum of Variables F_z^{ptot} and $(F_z^{ptot})^*$ for the Case (AEGIR-1, Task 1, Forced Pitch Motion, Model 5514 Scaled to L = 142 m, $\omega = 0.2079$ rad/s, $F_n = 0.0$)

AEGIR-1							
θ_α (°)	$\langle F_z^{ptot} \rangle$ Mean (kN)	Unfiltered F_z^{ptot}		Filtered F_z^{ptot}		Filtered $(F_z^{ptot})^*$	
		Min. (kN)	Max. (kN)	Min. (kN)	Max. (kN)	Min. (kN/°)	Max. (kN/°)
1.00	9.20E+04	1.23E+04	1.72E+05	1.22E+04	1.72E+05	-7.97E+04	7.96E+04
1.75	9.19E+04	-4.69E+04	2.31E+05	-4.69E+04	2.31E+05	-7.94E+04	7.92E+04
2.50	9.19E+04	-1.07E+05	2.90E+05	-1.07E+05	2.90E+05	-7.94E+04	7.93E+04
3.75	9.19E+04	-2.05E+05	3.89E+05	-2.05E+05	3.89E+05	-7.93E+04	7.92E+04
5.00	9.18E+04	-3.04E+05	4.88E+05	-3.05E+05	4.87E+05	-7.93E+04	7.91E+04

Table P-98. Minimum and Maximum of Variables F_z^{ptot} and $(F_z^{ptot})^*$ for the Case (AEGIR-2, Task 1, Forced Pitch Motion, Model 5514 Scaled to L = 142 m, $\omega = 0.2079$ rad/s, $F_n = 0.0$)

AEGIR-2							
θ_α (°)	$\langle F_z^{ptot} \rangle$ Mean (kN)	Unfiltered F_z^{ptot}		Filtered F_z^{ptot}		Filtered $(F_z^{ptot})^*$	
		Min. (kN)	Max. (kN)	Min. (kN)	Max. (kN)	Min. (kN/°)	Max. (kN/°)
1.00	9.21E+04	9.00E+04	9.45E+04	9.00E+04	9.45E+04	-2.10E+03	2.39E+03
1.75	9.26E+04	8.98E+04	9.65E+04	8.98E+04	9.65E+04	-1.56E+03	2.25E+03
2.50	9.34E+04	8.98E+04	9.87E+04	8.98E+04	9.86E+04	-1.43E+03	2.11E+03
3.75	9.53E+04	8.97E+04	1.03E+05	8.98E+04	1.03E+05	-1.47E+03	2.04E+03
5.00	9.76E+04	8.97E+04	1.07E+05	8.98E+04	1.06E+05	-1.55E+03	1.77E+03

TASK 1/PITCH MOTION/MODEL 5514

Table P-99. Minimum and Maximum of Variables F_z^{ptot} and $(F_z^{\text{ptot}})^*$ for the Case (FREDYN, Task 1, Forced Pitch Motion, Model 5514 Scaled to L = 142 m, $\omega = 0.2079$ rad/s, $F_n = 0.0$)

FREDYN							
θ_α (°)	$\langle F_z^{\text{ptot}} \rangle$ Mean (kN)	Unfiltered F_z^{ptot}		Filtered F_z^{ptot}		Filtered $(F_z^{\text{ptot}})^*$	
		Min. (kN)	Max. (kN)	Min. (kN)	Max. (kN)	Min. (kN/°)	Max. (kN/°)
1.00	9.22E+04	9.04E+04	9.43E+04	9.04E+04	9.43E+04	-1.77E+03	2.15E+03
1.75	9.27E+04	9.01E+04	9.64E+04	9.01E+04	9.64E+04	-1.47E+03	2.15E+03
2.50	9.34E+04	8.99E+04	9.88E+04	8.99E+04	9.87E+04	-1.39E+03	2.14E+03
3.75	9.52E+04	8.97E+04	1.03E+05	8.97E+04	1.03E+05	-1.46E+03	2.15E+03
5.00	9.73E+04	8.94E+04	1.06E+05	8.95E+04	1.06E+05	-1.56E+03	1.83E+03

Table P-100. Minimum and Maximum of Variables F_z^{ptot} and $(F_z^{\text{ptot}})^*$ for the Case (LAMP-1, Task 1, Forced Pitch Motion, Model 5514 Scaled to L = 142 m, $\omega = 0.2079$ rad/s, $F_n = 0.0$)

LAMP-1							
θ_α (°)	$\langle F_z^{\text{ptot}} \rangle$ Mean (kN)	Unfiltered F_z^{ptot}		Filtered F_z^{ptot}		Filtered $(F_z^{\text{ptot}})^*$	
		Min. (kN)	Max. (kN)	Min. (kN)	Max. (kN)	Min. (kN/°)	Max. (kN/°)
1.00	9.18E+04	8.97E+04	9.38E+04	8.97E+04	9.38E+04	-2.05E+03	2.04E+03
1.75	9.18E+04	8.82E+04	9.53E+04	8.82E+04	9.53E+04	-2.06E+03	2.03E+03
2.50	9.18E+04	8.66E+04	9.68E+04	8.66E+04	9.68E+04	-2.07E+03	2.02E+03
3.75	9.17E+04	8.39E+04	9.93E+04	8.39E+04	9.93E+04	-2.08E+03	2.01E+03
5.00	9.17E+04	8.13E+04	1.02E+05	8.13E+04	1.02E+05	-2.08E+03	1.99E+03

TASK 1/PITCH MOTION/MODEL 5514

Table P-101. Minimum and Maximum of Variables F_z^{ptot} and $(F_z^{\text{ptot}})^*$ for the Case (LAMP-3, Task 1, Forced Pitch Motion, Model 5514 Scaled to L = 142 m, $\omega = 0.2079$ rad/s, $F_n = 0.0$)

LAMP-3							
θ_a (°)	$\langle F_z^{\text{ptot}} \rangle$	Unfiltered F_z^{ptot}		Filtered F_z^{ptot}		Filtered $(F_z^{\text{ptot}})^*$	
	Mean (kN)	Min. (kN)	Max. (kN)	Min. (kN)	Max. (kN)	Min. (kN/°)	Max. (kN/°)
1.00	9.20E+04	9.02E+04	9.41E+04	9.02E+04	9.41E+04	-1.75E+03	2.14E+03
1.75	9.24E+04	9.00E+04	9.62E+04	9.00E+04	9.62E+04	-1.37E+03	2.14E+03
2.50	9.32E+04	9.01E+04	9.85E+04	9.01E+04	9.85E+04	-1.25E+03	2.13E+03
3.75	9.50E+04	9.01E+04	1.03E+05	9.01E+04	1.03E+05	-1.30E+03	2.14E+03
5.00	9.72E+04	9.01E+04	1.06E+05	9.01E+04	1.06E+05	-1.40E+03	1.84E+03

Table P-102. Minimum and Maximum of Variables F_z^{ptot} and $(F_z^{\text{ptot}})^*$ for the Case (LAMP-4, Task 1, Forced Pitch Motion, Model 5514 Scaled to L = 142 m, $\omega = 0.2079$ rad/s, $F_n = 0.0$)

LAMP-4							
θ_a (°)	$\langle F_z^{\text{ptot}} \rangle$	Unfiltered F_z^{ptot}		Filtered F_z^{ptot}		Filtered $(F_z^{\text{ptot}})^*$	
	Mean (kN)	Min. (kN)	Max. (kN)	Min. (kN)	Max. (kN)	Min. (kN/°)	Max. (kN/°)
1.00	9.20E+04	9.02E+04	9.41E+04	9.02E+04	9.41E+04	-1.77E+03	2.18E+03
1.75	9.24E+04	8.96E+04	9.63E+04	8.97E+04	9.63E+04	-1.56E+03	2.24E+03
2.50	9.31E+04	8.92E+04	9.88E+04	8.93E+04	9.88E+04	-1.54E+03	2.30E+03
3.75	9.48E+04	8.85E+04	1.04E+05	8.85E+04	1.04E+05	-1.67E+03	2.40E+03
5.00	9.69E+04	8.76E+04	1.08E+05	8.77E+04	1.08E+05	-1.84E+03	2.30E+03

TASK 1/PITCH MOTION/MODEL 5514

Table P-103. Minimum and Maximum of Variables F_z^{ptot} and $(F_z^{\text{ptot}})^*$ for the Case (NFA, Task 1, Forced Pitch Motion, Model 5514 Scaled to L = 142 m, $\omega = 0.2079$ rad/s, $F_n = 0.0$)

NFA							
θ_a (°)	$\langle F_z^{\text{ptot}} \rangle$	Unfiltered F_z^{ptot}		Filtered F_z^{ptot}		Filtered $(F_z^{\text{ptot}})^*$	
	Mean (kN)	Min. (kN)	Max. (kN)	Min. (kN)	Max. (kN)	Min. (kN/°)	Max. (kN/°)
1.00	—	—	—	—	—	—	—
1.75	—	—	—	—	—	—	—
2.50	—	—	—	—	—	—	—
3.75	—	—	—	—	—	—	—
5.00	—	—	—	—	—	—	—

Table P-104. Minimum and Maximum of Variables F_z^{ptot} and $(F_z^{\text{ptot}})^*$ for the Case (NSHIPMO, Task 1, Forced Pitch Motion, Model 5514 Scaled to L = 142 m, $\omega = 0.2079$ rad/s, $F_n = 0.0$)

NSHIPMO							
θ_a (°)	$\langle F_z^{\text{ptot}} \rangle$	Unfiltered F_z^{ptot}		Filtered F_z^{ptot}		Filtered $(F_z^{\text{ptot}})^*$	
	Mean (kN)	Min. (kN)	Max. (kN)	Min. (kN)	Max. (kN)	Min. (kN/°)	Max. (kN/°)
1.00	9.22E+04	9.06E+04	9.40E+04	9.06E+04	9.40E+04	-1.50E+03	1.82E+03
1.75	9.25E+04	9.03E+04	9.58E+04	9.03E+04	9.58E+04	-1.28E+03	1.87E+03
2.50	9.32E+04	9.03E+04	9.79E+04	9.04E+04	9.79E+04	-1.12E+03	1.88E+03
3.75	9.47E+04	9.04E+04	1.02E+05	9.06E+04	1.02E+05	-1.10E+03	1.92E+03
5.00	9.67E+04	9.05E+04	1.06E+05	9.08E+04	1.06E+05	-1.18E+03	1.94E+03

TASK 1/PITCH MOTION/MODEL 5514

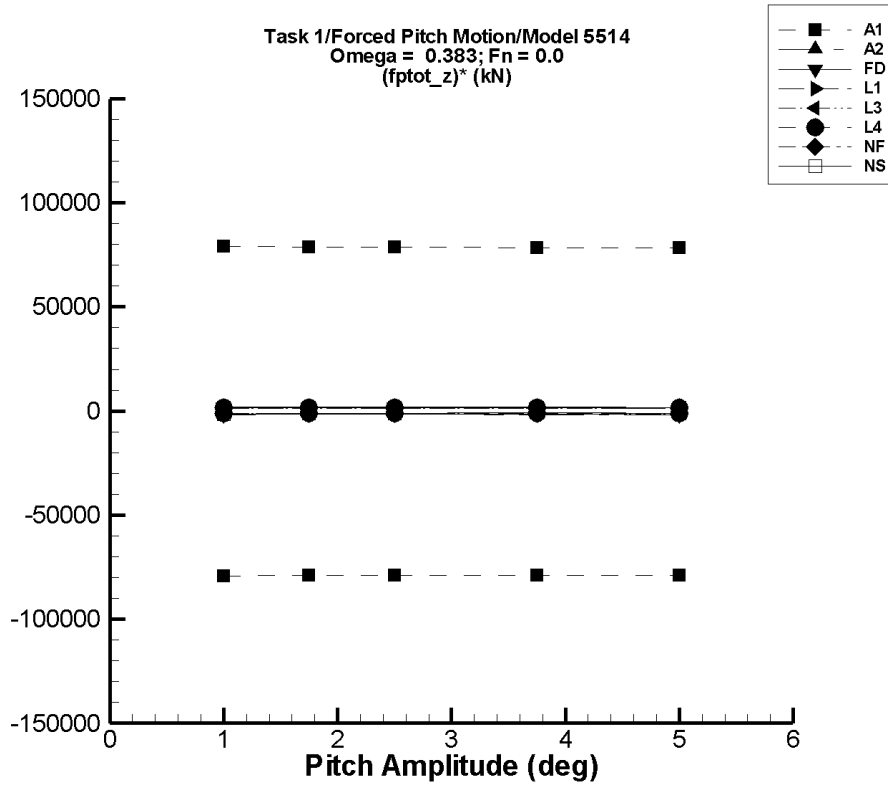


Figure P-14. Minimum and maximum of filtered $(F_z^{\text{ptot}} - \langle F_z^{\text{ptot}} \rangle) / \theta_a$ vs. θ_a for $\omega = 0.3831$ rad/s, $F_n = 0.0$ in the case of task 1, forced pitch motion, and Model 5514 scaled to $L = 142$ m.

TASK 1/PITCH MOTION/MODEL 5514

Table P-105. Minimum and Maximum of Variables F_z^{ptot} and $(F_z^{\text{ptot}})^*$ for the Case (AEGIR-1, Task 1, Forced Pitch Motion, Model 5514 Scaled to L = 142 m, $\omega = 0.3831$ rad/s, $F_n = 0.0$)

AEGIR-1							
θ_α (°)	$\langle F_z^{\text{ptot}} \rangle$ Mean (kN)	Unfiltered F_z^{ptot}		Filtered F_z^{ptot}		Filtered $(F_z^{\text{ptot}})^*$	
		Min. (kN)	Max. (kN)	Min. (kN)	Max. (kN)	Min. (kN/°)	Max. (kN/°)
1.00	9.20E+04	1.28E+04	1.71E+05	1.26E+04	1.71E+05	-7.94E+04	7.89E+04
1.75	9.19E+04	-4.60E+04	2.30E+05	-4.64E+04	2.29E+05	-7.91E+04	7.85E+04
2.50	9.19E+04	-1.05E+05	2.89E+05	-1.06E+05	2.88E+05	-7.91E+04	7.85E+04
3.75	9.19E+04	-2.03E+05	3.87E+05	-2.04E+05	3.86E+05	-7.90E+04	7.84E+04
5.00	9.18E+04	-3.02E+05	4.85E+05	-3.03E+05	4.84E+05	-7.89E+04	7.84E+04

Table P-106. Minimum and Maximum of Variables F_z^{ptot} and $(F_z^{\text{ptot}})^*$ for the Case (AEGIR-2, Task 1, Forced Pitch Motion, Model 5514 Scaled to L = 142 m, $\omega = 0.3831$ rad/s, $F_n = 0.0$)

AEGIR-2							
θ_α (°)	$\langle F_z^{\text{ptot}} \rangle$ Mean (kN)	Unfiltered F_z^{ptot}		Filtered F_z^{ptot}		Filtered $(F_z^{\text{ptot}})^*$	
		Min. (kN)	Max. (kN)	Min. (kN)	Max. (kN)	Min. (kN/°)	Max. (kN/°)
1.00	9.21E+04	9.01E+04	9.40E+04	9.04E+04	9.40E+04	-1.73E+03	1.89E+03
1.75	9.26E+04	8.98E+04	9.56E+04	8.99E+04	9.56E+04	-1.53E+03	1.75E+03
2.50	9.34E+04	8.94E+04	9.74E+04	8.95E+04	9.74E+04	-1.57E+03	1.59E+03
3.75	9.53E+04	8.87E+04	1.01E+05	8.89E+04	1.01E+05	-1.72E+03	1.51E+03
5.00	9.76E+04	8.80E+04	1.05E+05	8.83E+04	1.04E+05	-1.85E+03	1.34E+03

TASK 1/PITCH MOTION/MODEL 5514

Table P-107. Minimum and Maximum of Variables F_z^{ptot} and $(F_z^{\text{ptot}})^*$ for the Case (FREDYN, Task 1, Forced Pitch Motion, Model 5514 Scaled to L = 142 m, $\omega = 0.3831$ rad/s, $F_n = 0.0$)

FREDYN							
θ_α (°)	$\langle F_z^{\text{ptot}} \rangle$	Unfiltered F_z^{ptot}		Filtered F_z^{ptot}		Filtered $(F_z^{\text{ptot}})^*$	
	Mean (kN)	Min. (kN)	Max. (kN)	Min. (kN)	Max. (kN)	Min. (kN/°)	Max. (kN/°)
1.00	9.22E+04	9.05E+04	9.42E+04	9.05E+04	9.42E+04	-1.68E+03	1.97E+03
1.75	9.27E+04	8.99E+04	9.61E+04	8.99E+04	9.61E+04	-1.54E+03	1.97E+03
2.50	9.34E+04	8.95E+04	9.83E+04	8.95E+04	9.83E+04	-1.54E+03	1.95E+03
3.75	9.51E+04	8.88E+04	1.03E+05	8.89E+04	1.02E+05	-1.67E+03	1.96E+03
5.00	9.73E+04	8.82E+04	1.06E+05	8.83E+04	1.06E+05	-1.79E+03	1.72E+03

Table P-108. Minimum and Maximum of Variables F_z^{ptot} and $(F_z^{\text{ptot}})^*$ for the Case (LAMP-1, Task 1, Forced Pitch Motion, Model 5514 Scaled to L = 142 m, $\omega = 0.3831$ rad/s, $F_n = 0.0$)

LAMP-1							
θ_α (°)	$\langle F_z^{\text{ptot}} \rangle$	Unfiltered F_z^{ptot}		Filtered F_z^{ptot}		Filtered $(F_z^{\text{ptot}})^*$	
	Mean (kN)	Min. (kN)	Max. (kN)	Min. (kN)	Max. (kN)	Min. (kN/°)	Max. (kN/°)
1.00	9.18E+04	9.05E+04	9.31E+04	9.05E+04	9.31E+04	-1.33E+03	1.31E+03
1.75	9.18E+04	8.95E+04	9.41E+04	8.95E+04	9.41E+04	-1.34E+03	1.30E+03
2.50	9.18E+04	8.84E+04	9.50E+04	8.84E+04	9.50E+04	-1.34E+03	1.29E+03
3.75	9.18E+04	8.67E+04	9.66E+04	8.67E+04	9.66E+04	-1.36E+03	1.28E+03
5.00	9.19E+04	8.50E+04	9.82E+04	8.50E+04	9.82E+04	-1.37E+03	1.26E+03

TASK 1/PITCH MOTION/MODEL 5514

Table P-109. Minimum and Maximum of Variables F_z^{ptot} and $(F_z^{\text{ptot}})^*$ for the Case (LAMP-3, Task 1, Forced Pitch Motion, Model 5514 Scaled to L = 142 m, $\omega = 0.3831$ rad/s, $F_n = 0.0$)

LAMP-3							
θ_a (°)	$\langle F_z^{\text{ptot}} \rangle$	Unfiltered F_z^{ptot}		Filtered F_z^{ptot}		Filtered $(F_z^{\text{ptot}})^*$	
	Mean (kN)	Min. (kN)	Max. (kN)	Min. (kN)	Max. (kN)	Min. (kN/°)	Max. (kN/°)
1.00	9.20E+04	9.08E+04	9.33E+04	9.08E+04	9.33E+04	-1.19E+03	1.37E+03
1.75	9.25E+04	9.03E+04	9.48E+04	9.03E+04	9.48E+04	-1.21E+03	1.36E+03
2.50	9.32E+04	9.00E+04	9.66E+04	9.00E+04	9.66E+04	-1.29E+03	1.34E+03
3.75	9.51E+04	8.95E+04	1.00E+05	8.95E+04	1.00E+05	-1.49E+03	1.33E+03
5.00	9.73E+04	8.90E+04	1.03E+05	8.91E+04	1.03E+05	-1.65E+03	1.17E+03

Table P-110. Minimum and Maximum of Variables F_z^{ptot} and $(F_z^{\text{ptot}})^*$ for the Case (LAMP-4, Task 1, Forced Pitch Motion, Model 5514 Scaled to L = 142 m, $\omega = 0.3831$ rad/s, $F_n = 0.0$)

LAMP-4							
θ_a (°)	$\langle F_z^{\text{ptot}} \rangle$	Unfiltered F_z^{ptot}		Filtered F_z^{ptot}		Filtered $(F_z^{\text{ptot}})^*$	
	Mean (kN)	Min. (kN)	Max. (kN)	Min. (kN)	Max. (kN)	Min. (kN/°)	Max. (kN/°)
1.00	9.19E+04	9.07E+04	9.33E+04	9.07E+04	9.33E+04	-1.20E+03	1.41E+03
1.75	9.23E+04	9.03E+04	9.48E+04	9.03E+04	9.48E+04	-1.12E+03	1.46E+03
2.50	9.29E+04	9.00E+04	9.67E+04	9.02E+04	9.66E+04	-1.09E+03	1.50E+03
3.75	9.44E+04	8.99E+04	1.00E+05	9.00E+04	1.00E+05	-1.15E+03	1.57E+03
5.00	9.61E+04	8.97E+04	1.04E+05	9.00E+04	1.03E+05	-1.23E+03	1.47E+03

TASK 1/PITCH MOTION/MODEL 5514

Table P-111. Minimum and Maximum of Variables F_z^{ptot} and $(F_z^{\text{ptot}})^*$ for the Case (NFA, Task 1, Forced Pitch Motion, Model 5514 Scaled to L = 142 m, $\omega = 0.3831$ rad/s, $F_n = 0.0$)

NFA							
θ_a (°)	$\langle F_z^{\text{ptot}} \rangle$	Unfiltered F_z^{ptot}		Filtered F_z^{ptot}		Filtered $(F_z^{\text{ptot}})^*$	
	Mean (kN)	Min. (kN)	Max. (kN)	Min. (kN)	Max. (kN)	Min. (kN/°)	Max. (kN/°)
1.00	—	—	—	—	—	—	—
1.75	—	—	—	—	—	—	—
2.50	—	—	—	—	—	—	—
3.75	—	—	—	—	—	—	—
5.00	—	—	—	—	—	—	—

Table P-112. Minimum and Maximum of Variables F_z^{ptot} and $(F_z^{\text{ptot}})^*$ for the Case (NSHIPMO, Task 1, Forced Pitch Motion, Model 5514 Scaled to L = 142 m, $\omega = 0.3831$ rad/s, $F_n = 0.0$)

NSHIPMO							
θ_a (°)	$\langle F_z^{\text{ptot}} \rangle$	Unfiltered F_z^{ptot}		Filtered F_z^{ptot}		Filtered $(F_z^{\text{ptot}})^*$	
	Mean (kN)	Min. (kN)	Max. (kN)	Min. (kN)	Max. (kN)	Min. (kN/°)	Max. (kN/°)
1.00	9.21E+04	9.08E+04	9.38E+04	9.08E+04	9.38E+04	-1.35E+03	1.62E+03
1.75	9.24E+04	9.03E+04	9.54E+04	9.04E+04	9.54E+04	-1.19E+03	1.67E+03
2.50	9.30E+04	9.03E+04	9.73E+04	9.04E+04	9.72E+04	-1.03E+03	1.68E+03
3.75	9.44E+04	9.05E+04	1.01E+05	9.07E+04	1.01E+05	-971.	1.70E+03
5.00	9.62E+04	9.05E+04	1.05E+05	9.07E+04	1.05E+05	-1.09E+03	1.73E+03

TASK 1/PITCH MOTION/MODEL 5514

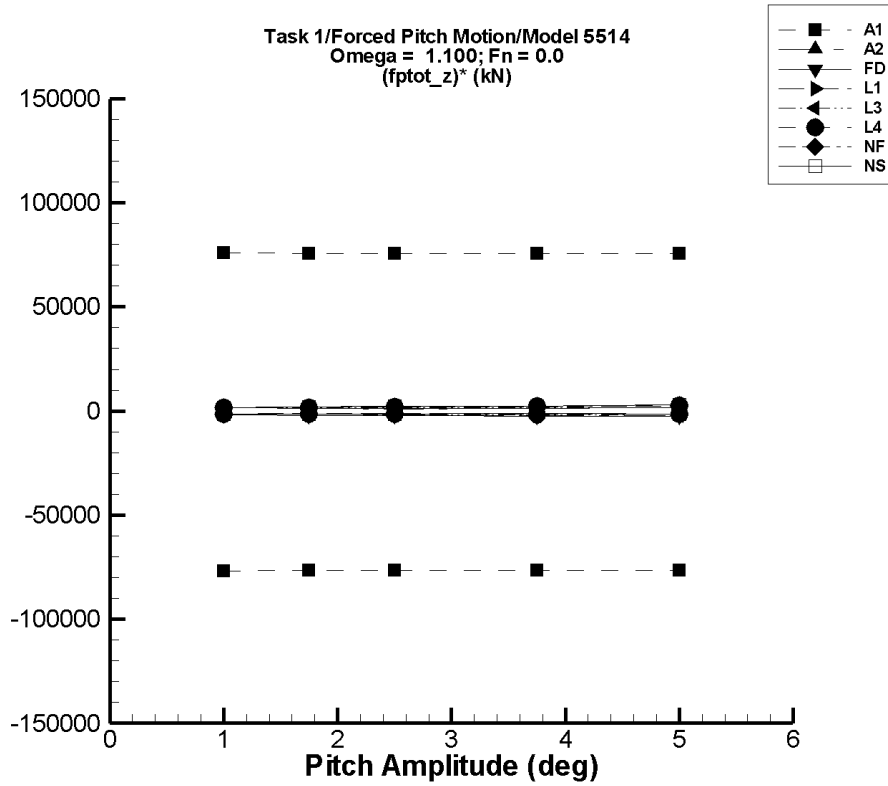


Figure P-15. Minimum and maximum of filtered $(F_z^{\text{ptot}} - \langle F_z^{\text{ptot}} \rangle) / \theta_a$ vs. θ_a for $\omega = 1.1000$ rad/s, $F_n = 0.0$ in the case of task 1, forced pitch motion, and Model 5514 scaled to $L = 142$ m.

TASK 1/PITCH MOTION/MODEL 5514

Table P-113. Minimum and Maximum of Variables F_z^{ptot} and $(F_z^{\text{ptot}})^*$ for the Case (AEGIR-1, Task 1, Forced Pitch Motion, Model 5514 Scaled to L = 142 m, $\omega = 1.1000$ rad/s, $F_n = 0.0$)

AEGIR-1							
θ_α (°)	$\langle F_z^{\text{ptot}} \rangle$ Mean (kN)	Unfiltered F_z^{ptot}		Filtered F_z^{ptot}		Filtered $(F_z^{\text{ptot}})^*$	
		Min. (kN)	Max. (kN)	Min. (kN)	Max. (kN)	Min. (kN/°)	Max. (kN/°)
1.00	9.19E+04	1.34E+04	1.70E+05	1.50E+04	1.68E+05	-7.69E+04	7.59E+04
1.75	9.19E+04	-4.49E+04	2.28E+05	-4.21E+04	2.24E+05	-7.66E+04	7.56E+04
2.50	9.19E+04	-1.04E+05	2.87E+05	-9.96E+04	2.81E+05	-7.66E+04	7.56E+04
3.75	9.18E+04	-2.01E+05	3.84E+05	-1.95E+05	3.75E+05	-7.65E+04	7.55E+04
5.00	9.18E+04	-2.99E+05	4.81E+05	-2.91E+05	4.69E+05	-7.65E+04	7.55E+04

Table P-114. Minimum and Maximum of Variables F_z^{ptot} and $(F_z^{\text{ptot}})^*$ for the Case (AEGIR-2, Task 1, Forced Pitch Motion, Model 5514 Scaled to L = 142 m, $\omega = 1.1000$ rad/s, $F_n = 0.0$)

AEGIR-2							
θ_α (°)	$\langle F_z^{\text{ptot}} \rangle$ Mean (kN)	Unfiltered F_z^{ptot}		Filtered F_z^{ptot}		Filtered $(F_z^{\text{ptot}})^*$	
		Min. (kN)	Max. (kN)	Min. (kN)	Max. (kN)	Min. (kN/°)	Max. (kN/°)
1.00	9.21E+04	9.03E+04	9.36E+04	9.06E+04	9.35E+04	-1.53E+03	1.46E+03
1.75	9.25E+04	8.94E+04	9.48E+04	8.97E+04	9.48E+04	-1.60E+03	1.27E+03
2.50	9.34E+04	8.86E+04	9.62E+04	8.89E+04	9.61E+04	-1.77E+03	1.08E+03
3.75	9.53E+04	8.70E+04	1.00E+05	8.75E+04	9.96E+04	-2.08E+03	1.17E+03
5.00	9.75E+04	8.55E+04	1.06E+05	8.60E+04	1.05E+05	-2.30E+03	1.56E+03

TASK 1/PITCH MOTION/MODEL 5514

Table P-115. Minimum and Maximum of Variables F_z^{ptot} and $(F_z^{\text{ptot}})^*$ for the Case (FREDYN, Task 1, Forced Pitch Motion, Model 5514 Scaled to L = 142 m, $\omega = 1.1000$ rad/s, $F_n = 0.0$)

FREDYN							
θ_α (°)	$\langle F_z^{\text{ptot}} \rangle$	Unfiltered F_z^{ptot}		Filtered F_z^{ptot}		Filtered $(F_z^{\text{ptot}})^*$	
	Mean (kN)	Min. (kN)	Max. (kN)	Min. (kN)	Max. (kN)	Min. (kN/°)	Max. (kN/°)
1.00	9.22E+04	9.03E+04	9.38E+04	9.03E+04	9.37E+04	-1.88E+03	1.54E+03
1.75	9.27E+04	8.91E+04	9.52E+04	8.91E+04	9.51E+04	-2.05E+03	1.41E+03
2.50	9.34E+04	8.78E+04	9.67E+04	8.78E+04	9.66E+04	-2.22E+03	1.29E+03
3.75	9.51E+04	8.58E+04	1.00E+05	8.59E+04	9.99E+04	-2.47E+03	1.26E+03
5.00	9.73E+04	8.37E+04	1.06E+05	8.40E+04	1.05E+05	-2.65E+03	1.64E+03

Table P-116. Minimum and Maximum of Variables F_z^{ptot} and $(F_z^{\text{ptot}})^*$ for the Case (LAMP-1, Task 1, Forced Pitch Motion, Model 5514 Scaled to L = 142 m, $\omega = 1.1000$ rad/s, $F_n = 0.0$)

LAMP-1							
θ_α (°)	$\langle F_z^{\text{ptot}} \rangle$	Unfiltered F_z^{ptot}		Filtered F_z^{ptot}		Filtered $(F_z^{\text{ptot}})^*$	
	Mean (kN)	Min. (kN)	Max. (kN)	Min. (kN)	Max. (kN)	Min. (kN/°)	Max. (kN/°)
1.00	9.18E+04	9.04E+04	9.34E+04	9.04E+04	9.34E+04	-1.37E+03	1.64E+03
1.75	9.17E+04	8.95E+04	9.48E+04	8.94E+04	9.48E+04	-1.31E+03	1.76E+03
2.50	9.16E+04	8.85E+04	9.64E+04	8.85E+04	9.63E+04	-1.25E+03	1.87E+03
3.75	9.14E+04	8.64E+04	9.94E+04	8.65E+04	9.92E+04	-1.31E+03	2.07E+03
5.00	9.12E+04	8.38E+04	1.03E+05	8.40E+04	1.03E+05	-1.43E+03	2.27E+03

TASK 1/PITCH MOTION/MODEL 5514

Table P-117. Minimum and Maximum of Variables F_z^{ptot} and $(F_z^{\text{ptot}})^*$ for the Case (LAMP-3, Task 1, Forced Pitch Motion, Model 5514 Scaled to L = 142 m, $\omega = 1.1000$ rad/s, $F_n = 0.0$)

LAMP-3							
θ_a (°)	$\langle F_z^{\text{ptot}} \rangle$	Unfiltered F_z^{ptot}		Filtered F_z^{ptot}		Filtered $(F_z^{\text{ptot}})^*$	
	Mean (kN)	Min. (kN)	Max. (kN)	Min. (kN)	Max. (kN)	Min. (kN/°)	Max. (kN/°)
1.00	9.19E+04	9.04E+04	9.35E+04	9.04E+04	9.35E+04	-1.56E+03	1.51E+03
1.75	9.24E+04	8.94E+04	9.50E+04	8.94E+04	9.50E+04	-1.68E+03	1.51E+03
2.50	9.30E+04	8.85E+04	9.69E+04	8.85E+04	9.68E+04	-1.80E+03	1.51E+03
3.75	9.47E+04	8.69E+04	1.01E+05	8.70E+04	1.00E+05	-2.04E+03	1.54E+03
5.00	9.66E+04	8.51E+04	1.05E+05	8.53E+04	1.05E+05	-2.26E+03	1.64E+03

Table P-118. Minimum and Maximum of Variables F_z^{ptot} and $(F_z^{\text{ptot}})^*$ for the Case (LAMP-4, Task 1, Forced Pitch Motion, Model 5514 Scaled to L = 142 m, $\omega = 1.1000$ rad/s, $F_n = 0.0$)

LAMP-4							
θ_a (°)	$\langle F_z^{\text{ptot}} \rangle$	Unfiltered F_z^{ptot}		Filtered F_z^{ptot}		Filtered $(F_z^{\text{ptot}})^*$	
	Mean (kN)	Min. (kN)	Max. (kN)	Min. (kN)	Max. (kN)	Min. (kN/°)	Max. (kN/°)
1.00	9.19E+04	9.02E+04	9.36E+04	9.06E+04	9.36E+04	-1.37E+03	1.66E+03
1.75	9.23E+04	8.93E+04	9.58E+04	8.95E+04	9.53E+04	-1.60E+03	1.74E+03
2.50	9.29E+04	8.87E+04	9.97E+04	8.89E+04	9.78E+04	-1.60E+03	1.96E+03
3.75	9.46E+04	8.81E+04	1.08E+05	8.84E+04	1.04E+05	-1.64E+03	2.47E+03
5.00	9.62E+04	8.79E+04	1.18E+05	8.83E+04	1.10E+05	-1.59E+03	2.77E+03

TASK 1/PITCH MOTION/MODEL 5514

Table P-119. Minimum and Maximum of Variables F_z^{ptot} and $(F_z^{\text{ptot}})^*$ for the Case (NFA, Task 1, Forced Pitch Motion, Model 5514 Scaled to L = 142 m, $\omega = 1.1000$ rad/s, $F_n = 0.0$)

NFA							
θ_a (°)	$\langle F_z^{\text{ptot}} \rangle$	Unfiltered F_z^{ptot}		Filtered F_z^{ptot}		Filtered $(F_z^{\text{ptot}})^*$	
	Mean (kN)	Min. (kN)	Max. (kN)	Min. (kN)	Max. (kN)	Min. (kN/°)	Max. (kN/°)
1.00	—	—	—	—	—	—	—
1.75	—	—	—	—	—	—	—
2.50	—	—	—	—	—	—	—
3.75	—	—	—	—	—	—	—
5.00	—	—	—	—	—	—	—

Table P-120. Minimum and Maximum of Variables F_z^{ptot} and $(F_z^{\text{ptot}})^*$ for the Case (NSHIPMO, Task 1, Forced Pitch Motion, Model 5514 Scaled to L = 142 m, $\omega = 1.1000$ rad/s, $F_n = 0.0$)

NSHIPMO							
θ_a (°)	$\langle F_z^{\text{ptot}} \rangle$	Unfiltered F_z^{ptot}		Filtered F_z^{ptot}		Filtered $(F_z^{\text{ptot}})^*$	
	Mean (kN)	Min. (kN)	Max. (kN)	Min. (kN)	Max. (kN)	Min. (kN/°)	Max. (kN/°)
1.00	9.20E+04	9.07E+04	9.38E+04	9.07E+04	9.37E+04	-1.34E+03	1.68E+03
1.75	9.20E+04	8.96E+04	9.54E+04	8.97E+04	9.53E+04	-1.35E+03	1.88E+03
2.50	9.23E+04	8.87E+04	9.85E+04	8.88E+04	9.79E+04	-1.39E+03	2.24E+03
3.75	9.26E+04	8.76E+04	1.05E+05	8.77E+04	1.02E+05	-1.31E+03	2.45E+03
5.00	9.35E+04	8.66E+04	1.17E+05	8.66E+04	1.09E+05	-1.38E+03	3.13E+03

TASK 1/PITCH MOTION/MODEL 5514

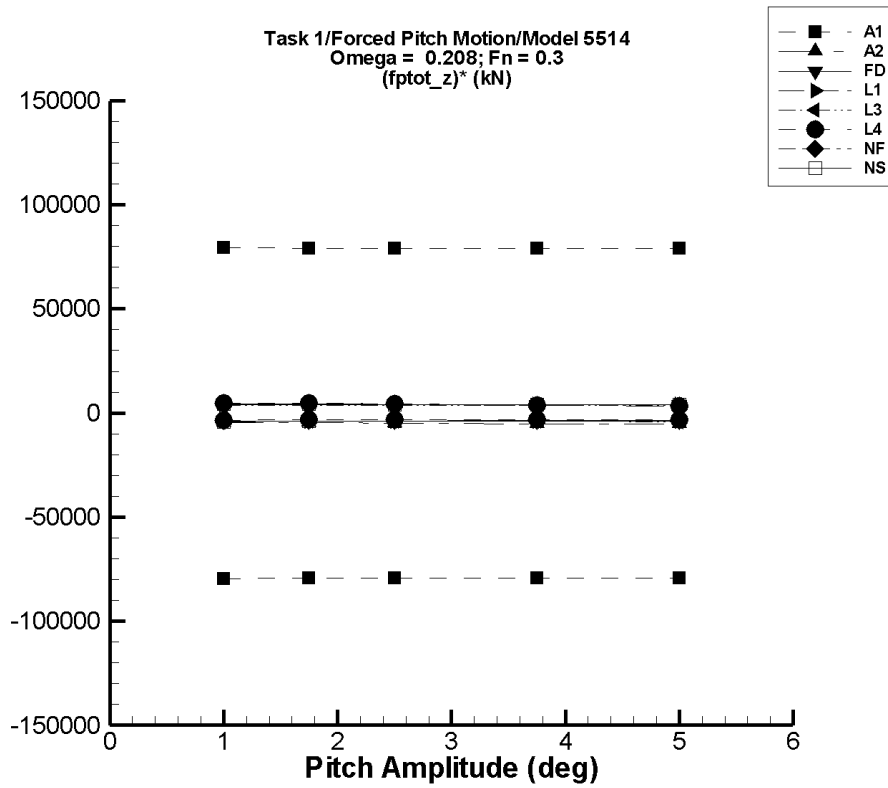


Figure P-16. Minimum and maximum of filtered $(F_z^{\text{ptot}} - \langle F_z^{\text{ptot}} \rangle) / \theta_a$ vs. θ_a for $\omega = 0.2079$ rad/s, $F_n = 0.3$ in the case of task 1, forced pitch motion, and Model 5514 scaled to $L = 142$ m.

TASK 1/PITCH MOTION/MODEL 5514

Table P-121. Minimum and Maximum of Variables F_z^{ptot} and $(F_z^{\text{ptot}})^*$ for the Case (AEGIR-1, Task 1, Forced Pitch Motion, Model 5514 Scaled to L = 142 m, $\omega = 0.2079$ rad/s, $F_n = 0.3$)

AEGIR-1							
θ_α (°)	$\langle F_z^{\text{ptot}} \rangle$ Mean (kN)	Unfiltered F_z^{ptot}		Filtered F_z^{ptot}		Filtered $(F_z^{\text{ptot}})^*$	
		Min. (kN)	Max. (kN)	Min. (kN)	Max. (kN)	Min. (kN/°)	Max. (kN/°)
1.00	9.20E+04	1.24E+04	1.71E+05	1.22E+04	1.71E+05	-7.97E+04	7.94E+04
1.75	9.19E+04	-4.67E+04	2.30E+05	-4.69E+04	2.30E+05	-7.94E+04	7.91E+04
2.50	9.19E+04	-1.06E+05	2.90E+05	-1.07E+05	2.90E+05	-7.94E+04	7.91E+04
3.75	9.19E+04	-2.05E+05	3.88E+05	-2.05E+05	3.88E+05	-7.93E+04	7.90E+04
5.00	9.18E+04	-3.04E+05	4.87E+05	-3.04E+05	4.87E+05	-7.92E+04	7.89E+04

Table P-122. Minimum and Maximum of Variables F_z^{ptot} and $(F_z^{\text{ptot}})^*$ for the Case (AEGIR-2, Task 1, Forced Pitch Motion, Model 5514 Scaled to L = 142 m, $\omega = 0.2079$ rad/s, $F_n = 0.3$)

AEGIR-2							
θ_α (°)	$\langle F_z^{\text{ptot}} \rangle$ Mean (kN)	Unfiltered F_z^{ptot}		Filtered F_z^{ptot}		Filtered $(F_z^{\text{ptot}})^*$	
		Min. (kN)	Max. (kN)	Min. (kN)	Max. (kN)	Min. (kN/°)	Max. (kN/°)
1.00	9.21E+04	8.75E+04	9.64E+04	8.75E+04	9.64E+04	-4.58E+03	4.29E+03
1.75	9.25E+04	8.40E+04	9.97E+04	8.43E+04	9.97E+04	-4.72E+03	4.06E+03
2.50	9.34E+04	8.11E+04	1.03E+05	8.12E+04	1.03E+05	-4.88E+03	3.85E+03
3.75	9.53E+04	7.60E+04	1.09E+05	7.61E+04	1.09E+05	-5.12E+03	3.56E+03
5.00	9.76E+04	7.09E+04	1.15E+05	7.11E+04	1.15E+05	-5.30E+03	3.39E+03

TASK 1/PITCH MOTION/MODEL 5514

Table P-123. Minimum and Maximum of Variables F_z^{ptot} and $(F_z^{\text{ptot}})^*$ for the Case (FREDYN, Task 1, Forced Pitch Motion, Model 5514 Scaled to L = 142 m, $\omega = 0.2079$ rad/s, $F_n = 0.3$)

FREDYN							
θ_α (°)	$\langle F_z^{\text{ptot}} \rangle$	Unfiltered F_z^{ptot}		Filtered F_z^{ptot}		Filtered $(F_z^{\text{ptot}})^*$	
	Mean (kN)	Min. (kN)	Max. (kN)	Min. (kN)	Max. (kN)	Min. (kN/°)	Max. (kN/°)
1.00	9.22E+04	8.83E+04	9.62E+04	8.83E+04	9.62E+04	-3.92E+03	4.04E+03
1.75	9.27E+04	8.59E+04	9.97E+04	8.59E+04	9.97E+04	-3.84E+03	4.01E+03
2.50	9.34E+04	8.39E+04	1.03E+05	8.39E+04	1.03E+05	-3.80E+03	3.96E+03
3.75	9.52E+04	8.07E+04	1.10E+05	8.08E+04	1.10E+05	-3.84E+03	3.92E+03
5.00	9.73E+04	7.78E+04	1.17E+05	7.78E+04	1.17E+05	-3.89E+03	3.85E+03

Table P-124. Minimum and Maximum of Variables F_z^{ptot} and $(F_z^{\text{ptot}})^*$ for the Case (LAMP-1, Task 1, Forced Pitch Motion, Model 5514 Scaled to L = 142 m, $\omega = 0.2079$ rad/s, $F_n = 0.3$)

LAMP-1							
θ_α (°)	$\langle F_z^{\text{ptot}} \rangle$	Unfiltered F_z^{ptot}		Filtered F_z^{ptot}		Filtered $(F_z^{\text{ptot}})^*$	
	Mean (kN)	Min. (kN)	Max. (kN)	Min. (kN)	Max. (kN)	Min. (kN/°)	Max. (kN/°)
1.00	8.70E+04	8.32E+04	9.08E+04	8.32E+04	9.08E+04	-3.80E+03	3.81E+03
1.75	8.70E+04	8.03E+04	9.37E+04	8.03E+04	9.37E+04	-3.80E+03	3.82E+03
2.50	8.69E+04	7.74E+04	9.65E+04	7.74E+04	9.65E+04	-3.80E+03	3.82E+03
3.75	8.68E+04	7.25E+04	1.01E+05	7.25E+04	1.01E+05	-3.79E+03	3.83E+03
5.00	8.65E+04	6.76E+04	1.06E+05	6.76E+04	1.06E+05	-3.79E+03	3.84E+03

TASK 1/PITCH MOTION/MODEL 5514

Table P-125. Minimum and Maximum of Variables F_z^{ptot} and $(F_z^{\text{ptot}})^*$ for the Case (LAMP-3, Task 1, Forced Pitch Motion, Model 5514 Scaled to L = 142 m, $\omega = 0.2079$ rad/s, $F_n = 0.3$)

LAMP-3							
θ_a (°)	$\langle F_z^{\text{ptot}} \rangle$	Unfiltered F_z^{ptot}		Filtered F_z^{ptot}		Filtered $(F_z^{\text{ptot}})^*$	
	Mean (kN)	Min. (kN)	Max. (kN)	Min. (kN)	Max. (kN)	Min. (kN/°)	Max. (kN/°)
1.00	8.72E+04	8.34E+04	9.10E+04	8.34E+04	9.10E+04	-3.83E+03	3.76E+03
1.75	8.76E+04	8.08E+04	9.41E+04	8.08E+04	9.41E+04	-3.89E+03	3.67E+03
2.50	8.83E+04	7.84E+04	9.73E+04	7.85E+04	9.73E+04	-3.95E+03	3.59E+03
3.75	9.00E+04	7.47E+04	1.03E+05	7.47E+04	1.03E+05	-4.09E+03	3.48E+03
5.00	9.20E+04	7.10E+04	1.09E+05	7.10E+04	1.09E+05	-4.20E+03	3.44E+03

Table P-126. Minimum and Maximum of Variables F_z^{ptot} and $(F_z^{\text{ptot}})^*$ for the Case (LAMP-4, Task 1, Forced Pitch Motion, Model 5514 Scaled to L = 142 m, $\omega = 0.2079$ rad/s, $F_n = 0.3$)

LAMP-4							
θ_a (°)	$\langle F_z^{\text{ptot}} \rangle$	Unfiltered F_z^{ptot}		Filtered F_z^{ptot}		Filtered $(F_z^{\text{ptot}})^*$	
	Mean (kN)	Min. (kN)	Max. (kN)	Min. (kN)	Max. (kN)	Min. (kN/°)	Max. (kN/°)
1.00	8.71E+04	8.34E+04	9.20E+04	8.36E+04	9.18E+04	-3.49E+03	4.70E+03
1.75	8.74E+04	8.15E+04	9.56E+04	8.17E+04	9.53E+04	-3.24E+03	4.54E+03
2.50	8.79E+04	7.98E+04	9.84E+04	8.00E+04	9.83E+04	-3.18E+03	4.13E+03
3.75	8.93E+04	7.73E+04	1.03E+05	7.75E+04	1.03E+05	-3.17E+03	3.68E+03
5.00	9.12E+04	7.49E+04	1.08E+05	7.53E+04	1.08E+05	-3.18E+03	3.35E+03

TASK 1/PITCH MOTION/MODEL 5514

Table P-127. Minimum and Maximum of Variables F_z^{ptot} and $(F_z^{\text{ptot}})^*$ for the Case (NFA, Task 1, Forced Pitch Motion, Model 5514 Scaled to L = 142 m, $\omega = 0.2079$ rad/s, $F_n = 0.3$)

NFA							
θ_a (°)	$\langle F_z^{\text{ptot}} \rangle$	Unfiltered F_z^{ptot}		Filtered F_z^{ptot}		Filtered $(F_z^{\text{ptot}})^*$	
	Mean (kN)	Min. (kN)	Max. (kN)	Min. (kN)	Max. (kN)	Min. (kN/°)	Max. (kN/°)
1.00	—	—	—	—	—	—	—
1.75	—	—	—	—	—	—	—
2.50	—	—	—	—	—	—	—
3.75	—	—	—	—	—	—	—
5.00	—	—	—	—	—	—	—

Table P-128. Minimum and Maximum of Variables F_z^{ptot} and $(F_z^{\text{ptot}})^*$ for the Case (NSHIPMO, Task 1, Forced Pitch Motion, Model 5514 Scaled to L = 142 m, $\omega = 0.2079$ rad/s, $F_n = 0.3$)

NSHIPMO							
θ_a (°)	$\langle F_z^{\text{ptot}} \rangle$	Unfiltered F_z^{ptot}		Filtered F_z^{ptot}		Filtered $(F_z^{\text{ptot}})^*$	
	Mean (kN)	Min. (kN)	Max. (kN)	Min. (kN)	Max. (kN)	Min. (kN/°)	Max. (kN/°)
1.00	9.21E+04	8.80E+04	9.64E+04	8.80E+04	9.64E+04	-4.11E+03	4.24E+03
1.75	9.27E+04	8.59E+04	1.00E+05	8.60E+04	1.00E+05	-3.87E+03	4.19E+03
2.50	9.35E+04	8.37E+04	1.04E+05	8.40E+04	1.04E+05	-3.79E+03	4.16E+03
3.75	9.53E+04	8.14E+04	1.11E+05	8.17E+04	1.11E+05	-3.62E+03	4.11E+03
5.00	9.77E+04	7.93E+04	1.18E+05	7.97E+04	1.18E+05	-3.60E+03	4.03E+03

TASK 1/PITCH MOTION/MODEL 5514

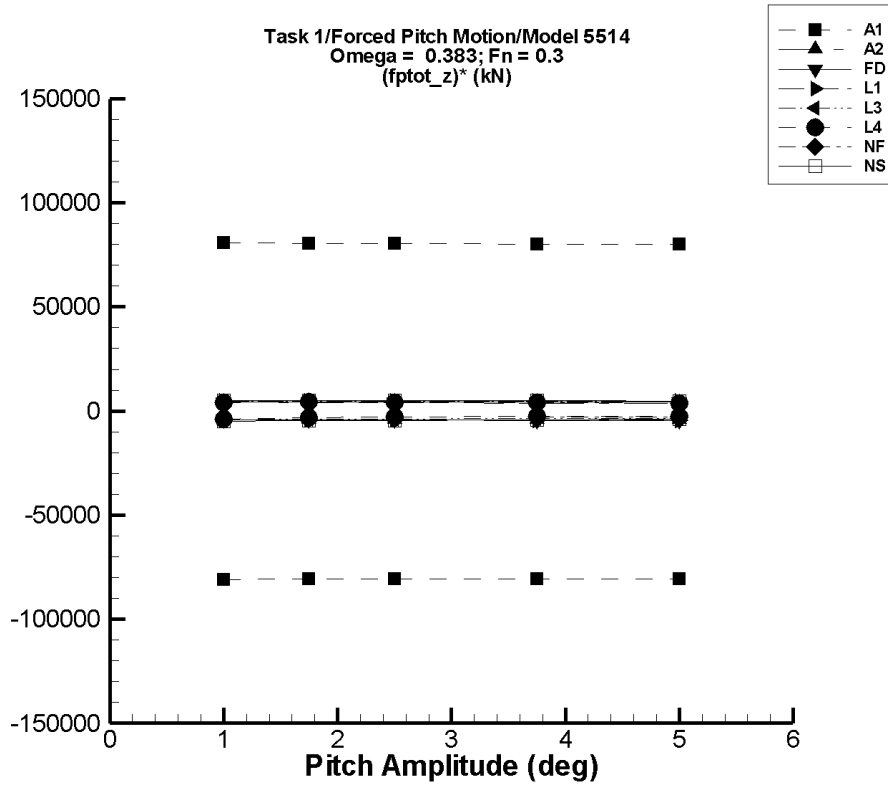


Figure P-17. Minimum and maximum of filtered $(F_z^{\text{ptot}} - \langle F_z^{\text{ptot}} \rangle) / \theta_a$ vs. θ_a for $\omega = 0.3831$ rad/s, $F_n = 0.3$ in the case of task 1, forced pitch motion, and Model 5514 scaled to $L = 142$ m.

TASK 1/PITCH MOTION/MODEL 5514

Table P-129. Minimum and Maximum of Variables F_z^{ptot} and $(F_z^{\text{ptot}})^*$ for the Case (AEGIR-1, Task 1, Forced Pitch Motion, Model 5514 Scaled to L = 142 m, $\omega = 0.3831$ rad/s, $F_n = 0.3$)

AEGIR-1							
θ_α (°)	$\langle F_z^{\text{ptot}} \rangle$ Mean (kN)	Unfiltered F_z^{ptot}		Filtered F_z^{ptot}		Filtered $(F_z^{\text{ptot}})^*$	
		Min. (kN)	Max. (kN)	Min. (kN)	Max. (kN)	Min. (kN/°)	Max. (kN/°)
1.00	9.19E+04	1.10E+04	1.73E+05	1.08E+04	1.73E+05	-8.11E+04	8.06E+04
1.75	9.19E+04	-4.91E+04	2.33E+05	-4.95E+04	2.32E+05	-8.08E+04	8.02E+04
2.50	9.19E+04	-1.10E+05	2.93E+05	-1.10E+05	2.92E+05	-8.08E+04	8.02E+04
3.75	9.18E+04	-2.10E+05	3.93E+05	-2.11E+05	3.92E+05	-8.07E+04	8.01E+04
5.00	9.17E+04	-3.11E+05	4.94E+05	-3.12E+05	4.92E+05	-8.07E+04	8.01E+04

Table P-130. Minimum and Maximum of Variables F_z^{ptot} and $(F_z^{\text{ptot}})^*$ for the Case (AEGIR-2, Task 1, Forced Pitch Motion, Model 5514 Scaled to L = 142 m, $\omega = 0.3831$ rad/s, $F_n = 0.3$)

AEGIR-2							
θ_α (°)	$\langle F_z^{\text{ptot}} \rangle$ Mean (kN)	Unfiltered F_z^{ptot}		Filtered F_z^{ptot}		Filtered $(F_z^{\text{ptot}})^*$	
		Min. (kN)	Max. (kN)	Min. (kN)	Max. (kN)	Min. (kN/°)	Max. (kN/°)
1.00	9.21E+04	8.75E+04	9.64E+04	8.77E+04	9.64E+04	-4.36E+03	4.36E+03
1.75	9.25E+04	8.50E+04	9.98E+04	8.50E+04	9.98E+04	-4.26E+03	4.17E+03
2.50	9.33E+04	8.26E+04	1.03E+05	8.26E+04	1.03E+05	-4.27E+03	3.99E+03
3.75	9.52E+04	7.88E+04	1.10E+05	7.90E+04	1.10E+05	-4.32E+03	3.82E+03
5.00	9.74E+04	7.52E+04	1.17E+05	7.55E+04	1.16E+05	-4.38E+03	3.76E+03

TASK 1/PITCH MOTION/MODEL 5514

Table P-131. Minimum and Maximum of Variables F_z^{ptot} and $(F_z^{\text{ptot}})^*$ for the Case (FREDYN, Task 1, Forced Pitch Motion, Model 5514 Scaled to L = 142 m, $\omega = 0.3831$ rad/s, $F_n = 0.3$)

FREDYN							
θ_α (°)	$\langle F_z^{\text{ptot}} \rangle$	Unfiltered F_z^{ptot}		Filtered F_z^{ptot}		Filtered $(F_z^{\text{ptot}})^*$	
	Mean (kN)	Min. (kN)	Max. (kN)	Min. (kN)	Max. (kN)	Min. (kN/°)	Max. (kN/°)
1.00	9.22E+04	8.77E+04	9.67E+04	8.78E+04	9.67E+04	-4.43E+03	4.46E+03
1.75	9.27E+04	8.49E+04	1.00E+05	8.49E+04	1.00E+05	-4.42E+03	4.40E+03
2.50	9.34E+04	8.23E+04	1.04E+05	8.23E+04	1.04E+05	-4.42E+03	4.34E+03
3.75	9.51E+04	7.82E+04	1.11E+05	7.83E+04	1.11E+05	-4.50E+03	4.26E+03
5.00	9.73E+04	7.42E+04	1.19E+05	7.44E+04	1.18E+05	-4.57E+03	4.22E+03

Table P-132. Minimum and Maximum of Variables F_z^{ptot} and $(F_z^{\text{ptot}})^*$ for the Case (LAMP-1, Task 1, Forced Pitch Motion, Model 5514 Scaled to L = 142 m, $\omega = 0.3831$ rad/s, $F_n = 0.3$)

LAMP-1							
θ_α (°)	$\langle F_z^{\text{ptot}} \rangle$	Unfiltered F_z^{ptot}		Filtered F_z^{ptot}		Filtered $(F_z^{\text{ptot}})^*$	
	Mean (kN)	Min. (kN)	Max. (kN)	Min. (kN)	Max. (kN)	Min. (kN/°)	Max. (kN/°)
1.00	8.70E+04	8.25E+04	9.15E+04	8.25E+04	9.15E+04	-4.52E+03	4.49E+03
1.75	8.70E+04	7.90E+04	9.48E+04	7.90E+04	9.48E+04	-4.54E+03	4.47E+03
2.50	8.69E+04	7.55E+04	9.81E+04	7.55E+04	9.81E+04	-4.55E+03	4.46E+03
3.75	8.68E+04	6.96E+04	1.03E+05	6.96E+04	1.03E+05	-4.57E+03	4.44E+03
5.00	8.65E+04	6.35E+04	1.09E+05	6.35E+04	1.09E+05	-4.60E+03	4.42E+03

TASK 1/PITCH MOTION/MODEL 5514

Table P-133. Minimum and Maximum of Variables F_z^{ptot} and $(F_z^{\text{ptot}})^*$ for the Case (LAMP-3, Task 1, Forced Pitch Motion, Model 5514 Scaled to L = 142 m, $\omega = 0.3831$ rad/s, $F_n = 0.3$)

LAMP-3							
θ_a (°)	$\langle F_z^{\text{ptot}} \rangle$	Unfiltered F_z^{ptot}		Filtered F_z^{ptot}		Filtered $(F_z^{\text{ptot}})^*$	
	Mean (kN)	Min. (kN)	Max. (kN)	Min. (kN)	Max. (kN)	Min. (kN/°)	Max. (kN/°)
1.00	8.72E+04	8.29E+04	9.18E+04	8.29E+04	9.17E+04	-4.33E+03	4.55E+03
1.75	8.76E+04	8.04E+04	9.55E+04	8.04E+04	9.55E+04	-4.11E+03	4.51E+03
2.50	8.83E+04	7.84E+04	9.95E+04	7.84E+04	9.95E+04	-3.97E+03	4.48E+03
3.75	9.00E+04	7.56E+04	1.07E+05	7.56E+04	1.07E+05	-3.84E+03	4.44E+03
5.00	9.20E+04	7.30E+04	1.14E+05	7.31E+04	1.14E+05	-3.78E+03	4.32E+03

Table P-134. Minimum and Maximum of Variables F_z^{ptot} and $(F_z^{\text{ptot}})^*$ for the Case (LAMP-4, Task 1, Forced Pitch Motion, Model 5514 Scaled to L = 142 m, $\omega = 0.3831$ rad/s, $F_n = 0.3$)

LAMP-4							
θ_a (°)	$\langle F_z^{\text{ptot}} \rangle$	Unfiltered F_z^{ptot}		Filtered F_z^{ptot}		Filtered $(F_z^{\text{ptot}})^*$	
	Mean (kN)	Min. (kN)	Max. (kN)	Min. (kN)	Max. (kN)	Min. (kN/°)	Max. (kN/°)
1.00	8.72E+04	8.32E+04	9.13E+04	8.33E+04	9.11E+04	-3.92E+03	3.89E+03
1.75	8.75E+04	8.15E+04	9.48E+04	8.17E+04	9.47E+04	-3.30E+03	4.14E+03
2.50	8.81E+04	8.03E+04	9.84E+04	8.07E+04	9.81E+04	-2.99E+03	3.99E+03
3.75	8.99E+04	7.95E+04	1.05E+05	7.98E+04	1.04E+05	-2.68E+03	3.86E+03
5.00	9.20E+04	7.90E+04	1.11E+05	7.94E+04	1.11E+05	-2.52E+03	3.72E+03

TASK 1/PITCH MOTION/MODEL 5514

Table P-135. Minimum and Maximum of Variables F_z^{ptot} and $(F_z^{\text{ptot}})^*$ for the Case (NFA, Task 1, Forced Pitch Motion, Model 5514 Scaled to L = 142 m, $\omega = 0.3831$ rad/s, $F_n = 0.3$)

NFA							
θ_a (°)	$\langle F_z^{\text{ptot}} \rangle$	Unfiltered F_z^{ptot}		Filtered F_z^{ptot}		Filtered $(F_z^{\text{ptot}})^*$	
	Mean (kN)	Min. (kN)	Max. (kN)	Min. (kN)	Max. (kN)	Min. (kN/°)	Max. (kN/°)
1.00	—	—	—	—	—	—	—
1.75	—	—	—	—	—	—	—
2.50	8.67E+04	7.85E+04	9.70E+04	7.86E+04	9.69E+04	-3.24E+03	4.10E+03
3.75	8.84E+04	7.76E+04	1.03E+05	7.76E+04	1.03E+05	-2.86E+03	3.95E+03
5.00	9.06E+04	7.68E+04	1.10E+05	7.70E+04	1.10E+05	-2.74E+03	3.81E+03

Table P-136. Minimum and Maximum of Variables F_z^{ptot} and $(F_z^{\text{ptot}})^*$ for the Case (NSHIPMO, Task 1, Forced Pitch Motion, Model 5514 Scaled to L = 142 m, $\omega = 0.3831$ rad/s, $F_n = 0.3$)

NSHIPMO							
θ_a (°)	$\langle F_z^{\text{ptot}} \rangle$	Unfiltered F_z^{ptot}		Filtered F_z^{ptot}		Filtered $(F_z^{\text{ptot}})^*$	
	Mean (kN)	Min. (kN)	Max. (kN)	Min. (kN)	Max. (kN)	Min. (kN/°)	Max. (kN/°)
1.00	9.21E+04	8.71E+04	9.71E+04	8.72E+04	9.71E+04	-4.91E+03	5.01E+03
1.75	9.27E+04	8.45E+04	1.01E+05	8.46E+04	1.01E+05	-4.63E+03	4.97E+03
2.50	9.33E+04	8.18E+04	1.06E+05	8.21E+04	1.06E+05	-4.46E+03	4.94E+03
3.75	9.49E+04	7.92E+04	1.13E+05	7.95E+04	1.13E+05	-4.11E+03	4.88E+03
5.00	9.71E+04	7.69E+04	1.21E+05	7.74E+04	1.21E+05	-3.94E+03	4.82E+03

TASK 1/PITCH MOTION/MODEL 5514

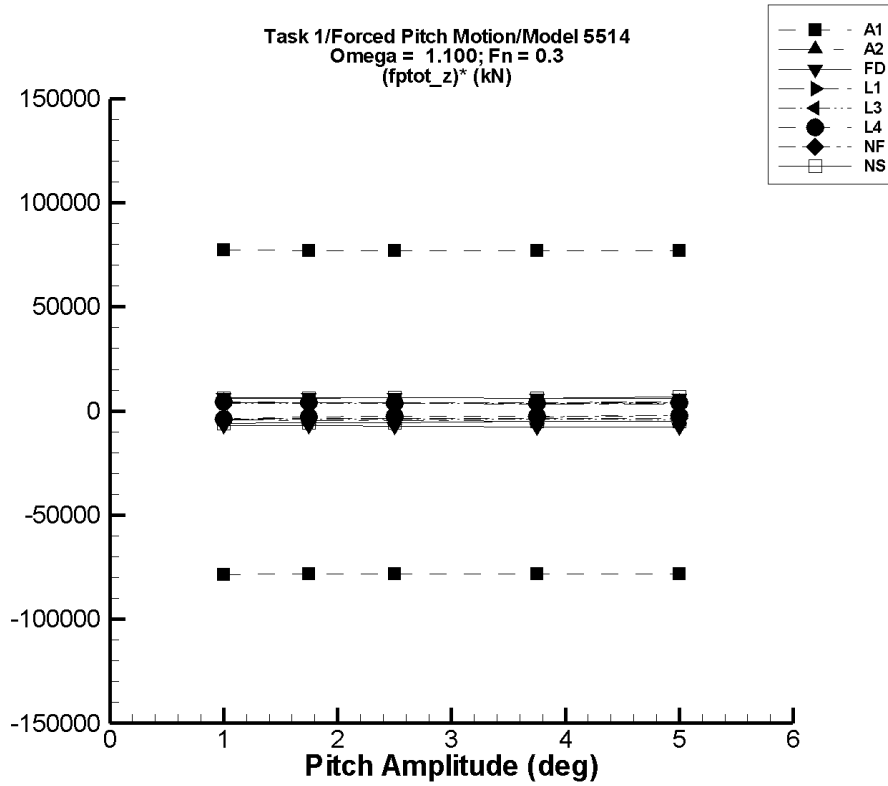


Figure P-18. Minimum and maximum of filtered $(F_z^{\text{ptot}} - \langle F_z^{\text{ptot}} \rangle) / \theta_a$ vs. θ_a for $\omega = 1.1000$ rad/s, $F_n = 0.3$ in the case of task 1, forced pitch motion, and Model 5514 scaled to $L = 142$ m.

TASK 1/PITCH MOTION/MODEL 5514

Table P-137. Minimum and Maximum of Variables F_z^{ptot} and $(F_z^{\text{ptot}})^*$ for the Case (AEGIR-1, Task 1, Forced Pitch Motion, Model 5514 Scaled to L = 142 m, $\omega = 1.1000$ rad/s, $F_n = 0.3$)

AEGIR-1							
θ_a (°)	$\langle F_z^{\text{ptot}} \rangle$ Mean (kN)	Unfiltered F_z^{ptot}		Filtered F_z^{ptot}		Filtered $(F_z^{\text{ptot}})^*$	
		Min. (kN)	Max. (kN)	Min. (kN)	Max. (kN)	Min. (kN/°)	Max. (kN/°)
1.00	9.20E+04	1.20E+04	1.72E+05	1.34E+04	1.69E+05	-7.86E+04	7.74E+04
1.75	9.20E+04	-4.73E+04	2.31E+05	-4.49E+04	2.27E+05	-7.82E+04	7.70E+04
2.50	9.19E+04	-1.07E+05	2.91E+05	-1.04E+05	2.85E+05	-7.82E+04	7.70E+04
3.75	9.19E+04	-2.06E+05	3.90E+05	-2.01E+05	3.81E+05	-7.82E+04	7.70E+04
5.00	9.19E+04	-3.05E+05	4.89E+05	-2.99E+05	4.76E+05	-7.81E+04	7.69E+04

Table P-138. Minimum and Maximum of Variables F_z^{ptot} and $(F_z^{\text{ptot}})^*$ for the Case (AEGIR-2, Task 1, Forced Pitch Motion, Model 5514 Scaled to L = 142 m, $\omega = 1.1000$ rad/s, $F_n = 0.3$)

AEGIR-2							
θ_a (°)	$\langle F_z^{\text{ptot}} \rangle$ Mean (kN)	Unfiltered F_z^{ptot}		Filtered F_z^{ptot}		Filtered $(F_z^{\text{ptot}})^*$	
		Min. (kN)	Max. (kN)	Min. (kN)	Max. (kN)	Min. (kN/°)	Max. (kN/°)
1.00	9.21E+04	8.75E+04	9.63E+04	8.78E+04	9.62E+04	-4.32E+03	4.07E+03
1.75	9.26E+04	8.43E+04	9.95E+04	8.48E+04	9.93E+04	-4.43E+03	3.85E+03
2.50	9.34E+04	8.11E+04	1.03E+05	8.19E+04	1.03E+05	-4.59E+03	3.64E+03
3.75	9.53E+04	7.59E+04	1.08E+05	7.72E+04	1.08E+05	-4.84E+03	3.37E+03
5.00	9.76E+04	7.08E+04	1.14E+05	7.24E+04	1.14E+05	-5.05E+03	3.21E+03

TASK 1/PITCH MOTION/MODEL 5514

Table P-139. Minimum and Maximum of Variables F_z^{ptot} and $(F_z^{\text{ptot}})^*$ for the Case (FREDYN, Task 1, Forced Pitch Motion, Model 5514 Scaled to L = 142 m, $\omega = 1.1000$ rad/s, $F_n = 0.3$)

FREDYN							
θ_α (°)	$\langle F_z^{\text{ptot}} \rangle$	Unfiltered F_z^{ptot}		Filtered F_z^{ptot}		Filtered $(F_z^{\text{ptot}})^*$	
	Mean (kN)	Min. (kN)	Max. (kN)	Min. (kN)	Max. (kN)	Min. (kN/°)	Max. (kN/°)
1.00	9.22E+04	8.52E+04	9.89E+04	8.52E+04	9.87E+04	-7.01E+03	6.55E+03
1.75	9.27E+04	8.01E+04	1.04E+05	8.01E+04	1.04E+05	-7.18E+03	6.41E+03
2.50	9.34E+04	7.50E+04	1.10E+05	7.50E+04	1.09E+05	-7.35E+03	6.26E+03
3.75	9.51E+04	6.67E+04	1.18E+05	6.66E+04	1.18E+05	-7.60E+03	6.03E+03
5.00	9.73E+04	5.85E+04	1.28E+05	5.84E+04	1.27E+05	-7.77E+03	5.90E+03

Table P-140. Minimum and Maximum of Variables F_z^{ptot} and $(F_z^{\text{ptot}})^*$ for the Case (LAMP-1, Task 1, Forced Pitch Motion, Model 5514 Scaled to L = 142 m, $\omega = 1.1000$ rad/s, $F_n = 0.3$)

LAMP-1							
θ_α (°)	$\langle F_z^{\text{ptot}} \rangle$	Unfiltered F_z^{ptot}		Filtered F_z^{ptot}		Filtered $(F_z^{\text{ptot}})^*$	
	Mean (kN)	Min. (kN)	Max. (kN)	Min. (kN)	Max. (kN)	Min. (kN/°)	Max. (kN/°)
1.00	8.70E+04	8.32E+04	9.10E+04	8.33E+04	9.09E+04	-3.75E+03	3.89E+03
1.75	8.70E+04	8.05E+04	9.40E+04	8.05E+04	9.39E+04	-3.68E+03	3.95E+03
2.50	8.69E+04	7.77E+04	9.70E+04	7.78E+04	9.69E+04	-3.62E+03	4.01E+03
3.75	8.66E+04	7.33E+04	1.02E+05	7.34E+04	1.02E+05	-3.52E+03	4.12E+03
5.00	8.63E+04	6.91E+04	1.08E+05	6.92E+04	1.07E+05	-3.42E+03	4.22E+03

TASK 1/PITCH MOTION/MODEL 5514

Table P-141. Minimum and Maximum of Variables F_z^{ptot} and $(F_z^{\text{ptot}})^*$ for the Case (LAMP-3, Task 1, Forced Pitch Motion, Model 5514 Scaled to L = 142 m, $\omega = 1.1000$ rad/s, $F_n = 0.3$)

LAMP-3							
θ_a (°)	$\langle F_z^{\text{ptot}} \rangle$	Unfiltered F_z^{ptot}		Filtered F_z^{ptot}		Filtered $(F_z^{\text{ptot}})^*$	
	Mean (kN)	Min. (kN)	Max. (kN)	Min. (kN)	Max. (kN)	Min. (kN/°)	Max. (kN/°)
1.00	8.72E+04	8.33E+04	9.10E+04	8.34E+04	9.10E+04	-3.83E+03	3.79E+03
1.75	8.76E+04	8.07E+04	9.42E+04	8.08E+04	9.41E+04	-3.88E+03	3.72E+03
2.50	8.83E+04	7.82E+04	9.75E+04	7.84E+04	9.74E+04	-3.94E+03	3.65E+03
3.75	8.99E+04	7.43E+04	1.03E+05	7.46E+04	1.03E+05	-4.07E+03	3.57E+03
5.00	9.18E+04	7.05E+04	1.10E+05	7.08E+04	1.10E+05	-4.20E+03	3.57E+03

Table P-142. Minimum and Maximum of Variables F_z^{ptot} and $(F_z^{\text{ptot}})^*$ for the Case (LAMP-4, Task 1, Forced Pitch Motion, Model 5514 Scaled to L = 142 m, $\omega = 1.1000$ rad/s, $F_n = 0.3$)

LAMP-4							
θ_a (°)	$\langle F_z^{\text{ptot}} \rangle$	Unfiltered F_z^{ptot}		Filtered F_z^{ptot}		Filtered $(F_z^{\text{ptot}})^*$	
	Mean (kN)	Min. (kN)	Max. (kN)	Min. (kN)	Max. (kN)	Min. (kN/°)	Max. (kN/°)
1.00	8.70E+04	8.30E+04	9.17E+04	8.33E+04	9.15E+04	-3.75E+03	4.48E+03
1.75	8.71E+04	8.16E+04	9.47E+04	8.21E+04	9.42E+04	-2.88E+03	4.07E+03
2.50	8.76E+04	8.06E+04	9.81E+04	8.11E+04	9.73E+04	-2.60E+03	3.86E+03
3.75	8.89E+04	7.88E+04	1.08E+05	7.99E+04	1.03E+05	-2.39E+03	3.80E+03
5.00	9.03E+04	7.85E+04	1.17E+05	7.90E+04	1.11E+05	-2.25E+03	4.12E+03

TASK 1/PITCH MOTION/MODEL 5514

Table P-143. Minimum and Maximum of Variables F_z^{ptot} and $(F_z^{\text{ptot}})^*$ for the Case (NFA, Task 1, Forced Pitch Motion, Model 5514 Scaled to L = 142 m, $\omega = 1.1000$ rad/s, $F_n = 0.3$)

NFA							
θ_a (°)	$\langle F_z^{\text{ptot}} \rangle$	Unfiltered F_z^{ptot}		Filtered F_z^{ptot}		Filtered $(F_z^{\text{ptot}})^*$	
	Mean (kN)	Min. (kN)	Max. (kN)	Min. (kN)	Max. (kN)	Min. (kN/°)	Max. (kN/°)
1.00	—	—	—	—	—	—	—
1.75	—	—	—	—	—	—	—
2.50	8.75E+04	8.02E+04	9.66E+04	8.03E+04	9.57E+04	-2.89E+03	3.28E+03
3.75	8.85E+04	7.75E+04	1.02E+05	7.77E+04	1.02E+05	-2.88E+03	3.50E+03
5.00	9.05E+04	7.81E+04	1.11E+05	7.89E+04	1.10E+05	-2.31E+03	3.89E+03

Table P-144. Minimum and Maximum of Variables F_z^{ptot} and $(F_z^{\text{ptot}})^*$ for the Case (NSHIPMO, Task 1, Forced Pitch Motion, Model 5514 Scaled to L = 142 m, $\omega = 1.1000$ rad/s, $F_n = 0.3$)

NSHIPMO							
θ_a (°)	$\langle F_z^{\text{ptot}} \rangle$	Unfiltered F_z^{ptot}		Filtered F_z^{ptot}		Filtered $(F_z^{\text{ptot}})^*$	
	Mean (kN)	Min. (kN)	Max. (kN)	Min. (kN)	Max. (kN)	Min. (kN/°)	Max. (kN/°)
1.00	9.18E+04	8.59E+04	9.79E+04	8.60E+04	9.78E+04	-5.83E+03	5.97E+03
1.75	9.24E+04	8.24E+04	1.04E+05	8.25E+04	1.03E+05	-5.64E+03	6.14E+03
2.50	9.26E+04	7.85E+04	1.09E+05	7.86E+04	1.09E+05	-5.57E+03	6.42E+03
3.75	9.35E+04	7.42E+04	1.17E+05	7.44E+04	1.17E+05	-5.09E+03	6.20E+03
5.00	9.49E+04	7.02E+04	1.33E+05	7.04E+04	1.28E+05	-4.91E+03	6.69E+03

TASK 1/PITCH MOTION/MODEL 5514

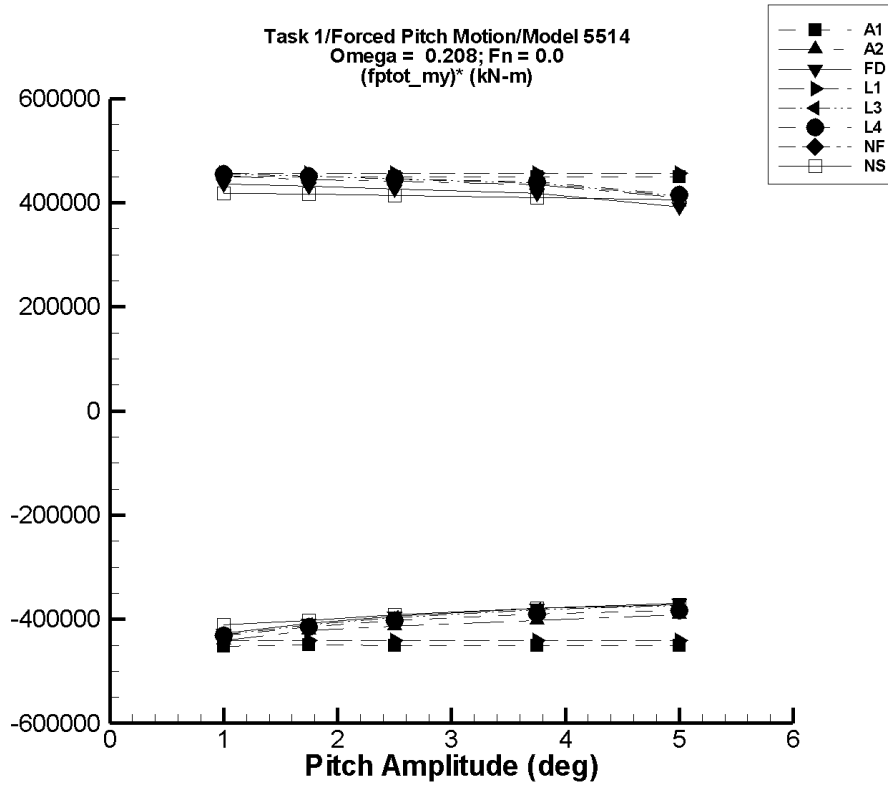


Figure P-19. Minimum and maximum of filtered $(M_y^{ptot} - \langle M_y^{ptot} \rangle) / \theta_a$ vs. θ_a for $\omega = 0.2079$ rad/s, $F_n = 0.0$ in the case of task 1, forced pitch motion, and Model 5514 scaled to $L = 142$ m.

TASK 1/PITCH MOTION/MODEL 5514

Table P-145. Minimum and Maximum of Variables M_y^{ptot} and $(M_y^{\text{ptot}})^*$ for the Case (AEGIR-1, Task 1, Forced Pitch Motion, Model 5514 Scaled to L = 142 m, $\omega = 0.2079$ rad/s, $F_n = 0.0$)

AEGIR-1							
θ_a (°)	$\langle M_y^{\text{ptot}} \rangle$ Mean (kN-m)	Unfiltered M_y^{ptot}		Filtered M_y^{ptot}		Filtered $(M_y^{\text{ptot}})^*$	
		Min. (kN-m)	Max. (kN-m)	Min. (kN-m)	Max. (kN-m)	Min. (kN-m/°)	Max. (kN-m/°)
1.00	-10.4	-4.51E+05	4.52E+05	-4.52E+05	4.51E+05	-4.52E+05	4.51E+05
1.75	-18.1	-7.87E+05	7.87E+05	-7.88E+05	7.86E+05	-4.50E+05	4.49E+05
2.50	-26.1	-1.12E+06	1.13E+06	-1.13E+06	1.12E+06	-4.50E+05	4.50E+05
3.75	-39.1	-1.69E+06	1.69E+06	-1.69E+06	1.69E+06	-4.50E+05	4.50E+05
5.00	-52.1	-2.25E+06	2.25E+06	-2.25E+06	2.25E+06	-4.51E+05	4.50E+05

Table P-146. Minimum and Maximum of Variables M_y^{ptot} and $(M_y^{\text{ptot}})^*$ for the Case (AEGIR-2, Task 1, Forced Pitch Motion, Model 5514 Scaled to L = 142 m, $\omega = 0.2079$ rad/s, $F_n = 0.0$)

AEGIR-2							
θ_a (°)	$\langle M_y^{\text{ptot}} \rangle$ Mean (kN-m)	Unfiltered M_y^{ptot}		Filtered M_y^{ptot}		Filtered $(M_y^{\text{ptot}})^*$	
		Min. (kN-m)	Max. (kN-m)	Min. (kN-m)	Max. (kN-m)	Min. (kN-m/°)	Max. (kN-m/°)
1.00	5.21E+03	-4.36E+05	4.57E+05	-4.36E+05	4.56E+05	-4.42E+05	4.51E+05
1.75	1.75E+04	-7.22E+05	7.96E+05	-7.22E+05	7.95E+05	-4.22E+05	4.44E+05
2.50	3.56E+04	-9.99E+05	1.14E+06	-9.99E+05	1.14E+06	-4.14E+05	4.41E+05
3.75	6.99E+04	-1.44E+06	1.70E+06	-1.44E+06	1.70E+06	-4.02E+05	4.35E+05
5.00	9.85E+04	-1.86E+06	2.15E+06	-1.86E+06	2.15E+06	-3.92E+05	4.10E+05

TASK 1/PITCH MOTION/MODEL 5514

Table P-147. Minimum and Maximum of Variables M_y^{ptot} and $(M_y^{\text{ptot}})^*$ for the Case (FREDYN, Task 1, Forced Pitch Motion, Model 5514 Scaled to L = 142 m, $\omega = 0.2079$ rad/s, $F_n = 0.0$)

FREDYN							
θ_a (°)	$\langle M_y^{\text{ptot}} \rangle$ Mean (kN-m)	Unfiltered M_y^{ptot}		Filtered M_y^{ptot}		Filtered $(M_y^{\text{ptot}})^*$	
		Min. (kN-m)	Max. (kN-m)	Min. (kN-m)	Max. (kN-m)	Min. (kN-m/°)	Max. (kN-m/°)
1.00	2.02E+04	-4.07E+05	4.56E+05	-4.07E+05	4.56E+05	-4.27E+05	4.36E+05
1.75	3.25E+04	-6.83E+05	7.87E+05	-6.83E+05	7.87E+05	-4.09E+05	4.31E+05
2.50	5.24E+04	-9.33E+05	1.12E+06	-9.33E+05	1.12E+06	-3.94E+05	4.26E+05
3.75	9.42E+04	-1.33E+06	1.66E+06	-1.33E+06	1.66E+06	-3.79E+05	4.18E+05
5.00	1.24E+05	-1.72E+06	2.08E+06	-1.72E+06	2.08E+06	-3.69E+05	3.91E+05

Table P-148. Minimum and Maximum of Variables M_y^{ptot} and $(M_y^{\text{ptot}})^*$ for the Case (LAMP-1, Task 1, Forced Pitch Motion, Model 5514 Scaled to L = 142 m, $\omega = 0.2079$ rad/s, $F_n = 0.0$)

LAMP-1							
θ_a (°)	$\langle M_y^{\text{ptot}} \rangle$ Mean (kN-m)	Unfiltered M_y^{ptot}		Filtered M_y^{ptot}		Filtered $(M_y^{\text{ptot}})^*$	
		Min. (kN-m)	Max. (kN-m)	Min. (kN-m)	Max. (kN-m)	Min. (kN-m/°)	Max. (kN-m/°)
1.00	52.6	-4.49E+05	4.49E+05	-4.49E+05	4.49E+05	-4.49E+05	4.49E+05
1.75	161.	-7.86E+05	7.86E+05	-7.85E+05	7.85E+05	-4.49E+05	4.49E+05
2.50	328.	-1.12E+06	1.12E+06	-1.12E+06	1.12E+06	-4.49E+05	4.49E+05
3.75	738.	-1.68E+06	1.68E+06	-1.68E+06	1.68E+06	-4.49E+05	4.49E+05
5.00	1.31E+03	-2.24E+06	2.24E+06	-2.24E+06	2.24E+06	-4.49E+05	4.48E+05

TASK 1/PITCH MOTION/MODEL 5514

Table P-149. Minimum and Maximum of Variables M_y^{ptot} and $(M_y^{\text{ptot}})^*$ for the Case (LAMP-3, Task 1, Forced Pitch Motion, Model 5514 Scaled to L = 142 m, $\omega = 0.2079$ rad/s, $F_n = 0.0$)

LAMP-3							
θ_a (°)	$\langle M_y^{\text{ptot}} \rangle$ Mean (kN-m)	Unfiltered M_y^{ptot}		Filtered M_y^{ptot}		Filtered $(M_y^{\text{ptot}})^*$	
		Min. (kN-m)	Max. (kN-m)	Min. (kN-m)	Max. (kN-m)	Min. (kN-m/°)	Max. (kN-m/°)
1.00	4.21E+03	-4.34E+05	4.51E+05	-4.34E+05	4.51E+05	-4.38E+05	4.47E+05
1.75	1.66E+04	-7.18E+05	7.90E+05	-7.17E+05	7.90E+05	-4.19E+05	4.42E+05
2.50	3.67E+04	-9.76E+05	1.13E+06	-9.76E+05	1.13E+06	-4.05E+05	4.37E+05
3.75	7.87E+04	-1.39E+06	1.69E+06	-1.39E+06	1.69E+06	-3.91E+05	4.29E+05
5.00	1.11E+05	-1.80E+06	2.13E+06	-1.80E+06	2.13E+06	-3.82E+05	4.04E+05

Table P-150. Minimum and Maximum of Variables M_y^{ptot} and $(M_y^{\text{ptot}})^*$ for the Case (LAMP-4, Task 1, Forced Pitch Motion, Model 5514 Scaled to L = 142 m, $\omega = 0.2079$ rad/s, $F_n = 0.0$)

LAMP-4							
θ_a (°)	$\langle M_y^{\text{ptot}} \rangle$ Mean (kN-m)	Unfiltered M_y^{ptot}		Filtered M_y^{ptot}		Filtered $(M_y^{\text{ptot}})^*$	
		Min. (kN-m)	Max. (kN-m)	Min. (kN-m)	Max. (kN-m)	Min. (kN-m/°)	Max. (kN-m/°)
1.00	3.85E+03	-4.36E+05	4.51E+05	-4.36E+05	4.51E+05	-4.40E+05	4.47E+05
1.75	1.53E+04	-7.27E+05	7.90E+05	-7.27E+05	7.90E+05	-4.24E+05	4.43E+05
2.50	3.42E+04	-9.94E+05	1.13E+06	-9.94E+05	1.13E+06	-4.11E+05	4.38E+05
3.75	7.41E+04	-1.42E+06	1.69E+06	-1.42E+06	1.69E+06	-3.99E+05	4.32E+05
5.00	1.05E+05	-1.85E+06	2.14E+06	-1.85E+06	2.14E+06	-3.92E+05	4.07E+05

TASK 1/PITCH MOTION/MODEL 5514

Table P-151. Minimum and Maximum of Variables M_y^{ptot} and $(M_y^{ptot})^*$ for the Case (NFA, Task 1, Forced Pitch Motion, Model 5514 Scaled to L = 142 m, $\omega = 0.2079$ rad/s, $F_n = 0.0$)

NFA							
θ_a (°)	$\langle M_y^{ptot} \rangle$	Unfiltered M_y^{ptot}		Filtered M_y^{ptot}		Filtered $(M_y^{ptot})^*$	
	Mean (kN-m)	Min. (kN-m)	Max. (kN-m)	Min. (kN-m)	Max. (kN-m)	Min. (kN-m/°)	Max. (kN-m/°)
1.00	—	—	—	—	—	—	—
1.75	—	—	—	—	—	—	—
2.50	—	—	—	—	—	—	—
3.75	—	—	—	—	—	—	—
5.00	—	—	—	—	—	—	—

Table P-152. Minimum and Maximum of Variables M_y^{ptot} and $(M_y^{ptot})^*$ for the Case (NSHIPMO, Task 1, Forced Pitch Motion, Model 5514 Scaled to L = 142 m, $\omega = 0.2079$ rad/s, $F_n = 0.0$)

NSHIPMO							
θ_a (°)	$\langle M_y^{ptot} \rangle$	Unfiltered M_y^{ptot}		Filtered M_y^{ptot}		Filtered $(M_y^{ptot})^*$	
	Mean (kN-m)	Min. (kN-m)	Max. (kN-m)	Min. (kN-m)	Max. (kN-m)	Min. (kN-m/°)	Max. (kN-m/°)
1.00	4.96E+03	-4.10E+05	4.27E+05	-4.05E+05	4.23E+05	-4.10E+05	4.18E+05
1.75	1.39E+04	-6.96E+05	7.51E+05	-6.90E+05	7.43E+05	-4.02E+05	4.17E+05
2.50	3.05E+04	-9.56E+05	1.08E+06	-9.48E+05	1.06E+06	-3.91E+05	4.14E+05
3.75	6.60E+04	-1.36E+06	1.61E+06	-1.36E+06	1.60E+06	-3.79E+05	4.10E+05
5.00	1.07E+05	-1.76E+06	2.14E+06	-1.76E+06	2.13E+06	-3.73E+05	4.05E+05

TASK 1/PITCH MOTION/MODEL 5514

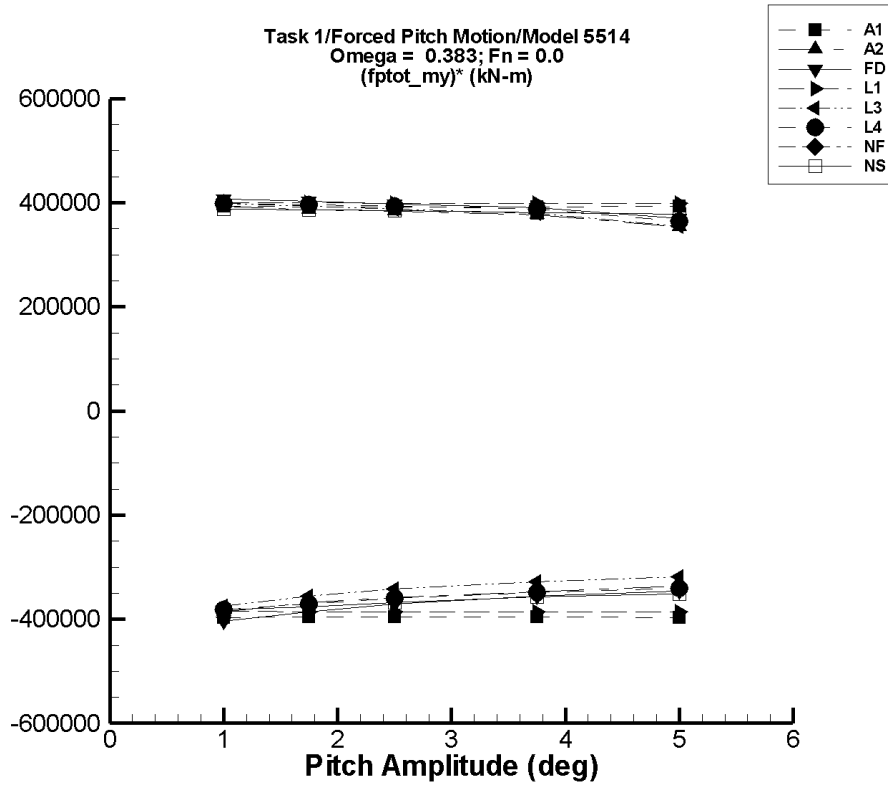


Figure P-20. Minimum and maximum of filtered $(M_y^{ptot} - \langle M_y^{ptot} \rangle) / \theta_a$ vs. θ_a for $\omega = 0.3831$ rad/s, $F_n = 0.0$ in the case of task 1, forced pitch motion, and Model 5514 scaled to $L = 142$ m.

TASK 1/PITCH MOTION/MODEL 5514

Table P-153. Minimum and Maximum of Variables M_y^{ptot} and $(M_y^{\text{ptot}})^*$ for the Case (AEGIR-1, Task 1, Forced Pitch Motion, Model 5514 Scaled to L = 142 m, $\omega = 0.3831$ rad/s, $F_n = 0.0$)

AEGIR-1							
θ_a (°)	$\langle M_y^{\text{ptot}} \rangle$ Mean (kN-m)	Unfiltered M_y^{ptot}		Filtered M_y^{ptot}		Filtered $(M_y^{\text{ptot}})^*$	
		Min. (kN-m)	Max. (kN-m)	Min. (kN-m)	Max. (kN-m)	Min. (kN-m/°)	Max. (kN-m/°)
1.00	-46.9	-3.97E+05	3.95E+05	-3.98E+05	3.93E+05	-3.98E+05	3.93E+05
1.75	-81.6	-6.91E+05	6.88E+05	-6.93E+05	6.85E+05	-3.96E+05	3.92E+05
2.50	-117.	-9.88E+05	9.83E+05	-9.91E+05	9.80E+05	-3.96E+05	3.92E+05
3.75	-175.	-1.48E+06	1.47E+06	-1.49E+06	1.47E+06	-3.96E+05	3.92E+05
5.00	-234.	-1.98E+06	1.97E+06	-1.98E+06	1.96E+06	-3.97E+05	3.92E+05

Table P-154. Minimum and Maximum of Variables M_y^{ptot} and $(M_y^{\text{ptot}})^*$ for the Case (AEGIR-2, Task 1, Forced Pitch Motion, Model 5514 Scaled to L = 142 m, $\omega = 0.3831$ rad/s, $F_n = 0.0$)

AEGIR-2							
θ_a (°)	$\langle M_y^{\text{ptot}} \rangle$ Mean (kN-m)	Unfiltered M_y^{ptot}		Filtered M_y^{ptot}		Filtered $(M_y^{\text{ptot}})^*$	
		Min. (kN-m)	Max. (kN-m)	Min. (kN-m)	Max. (kN-m)	Min. (kN-m/°)	Max. (kN-m/°)
1.00	4.85E+03	-3.80E+05	3.99E+05	-3.81E+05	3.98E+05	-3.86E+05	3.93E+05
1.75	1.77E+04	-6.26E+05	6.96E+05	-6.27E+05	6.93E+05	-3.68E+05	3.86E+05
2.50	3.55E+04	-8.61E+05	9.96E+05	-8.63E+05	9.92E+05	-3.59E+05	3.83E+05
3.75	7.00E+04	-1.23E+06	1.49E+06	-1.23E+06	1.48E+06	-3.48E+05	3.76E+05
5.00	9.78E+04	-1.58E+06	1.87E+06	-1.59E+06	1.86E+06	-3.37E+05	3.53E+05

TASK 1/PITCH MOTION/MODEL 5514

Table P-155. Minimum and Maximum of Variables M_y^{ptot} and $(M_y^{ptot})^*$ for the Case (FREDYN, Task 1, Forced Pitch Motion, Model 5514 Scaled to L = 142 m, $\omega = 0.3831$ rad/s, $F_n = 0.0$)

FREDYN							
θ_a (°)	$\langle M_y^{ptot} \rangle$	Unfiltered M_y^{ptot}		Filtered M_y^{ptot}		Filtered $(M_y^{ptot})^*$	
	Mean (kN-m)	Min. (kN-m)	Max. (kN-m)	Min. (kN-m)	Max. (kN-m)	Min. (kN-m/°)	Max. (kN-m/°)
1.00	2.02E+04	-3.83E+05	4.31E+05	-3.81E+05	4.29E+05	-4.02E+05	4.09E+05
1.75	3.24E+04	-6.41E+05	7.43E+05	-6.39E+05	7.40E+05	-3.84E+05	4.04E+05
2.50	5.22E+04	-8.75E+05	1.05E+06	-8.72E+05	1.05E+06	-3.70E+05	3.99E+05
3.75	9.39E+04	-1.24E+06	1.57E+06	-1.24E+06	1.56E+06	-3.55E+05	3.92E+05
5.00	1.24E+05	-1.61E+06	1.98E+06	-1.60E+06	1.98E+06	-3.45E+05	3.70E+05

Table P-156. Minimum and Maximum of Variables M_y^{ptot} and $(M_y^{ptot})^*$ for the Case (LAMP-1, Task 1, Forced Pitch Motion, Model 5514 Scaled to L = 142 m, $\omega = 0.3831$ rad/s, $F_n = 0.0$)

LAMP-1							
θ_a (°)	$\langle M_y^{ptot} \rangle$	Unfiltered M_y^{ptot}		Filtered M_y^{ptot}		Filtered $(M_y^{ptot})^*$	
	Mean (kN-m)	Min. (kN-m)	Max. (kN-m)	Min. (kN-m)	Max. (kN-m)	Min. (kN-m/°)	Max. (kN-m/°)
1.00	199.	-3.93E+05	3.93E+05	-3.92E+05	3.92E+05	-3.93E+05	3.92E+05
1.75	618.	-6.88E+05	6.88E+05	-6.87E+05	6.87E+05	-3.93E+05	3.92E+05
2.50	1.27E+03	-9.83E+05	9.82E+05	-9.81E+05	9.81E+05	-3.93E+05	3.92E+05
3.75	2.86E+03	-1.47E+06	1.47E+06	-1.47E+06	1.47E+06	-3.93E+05	3.92E+05
5.00	5.10E+03	-1.97E+06	1.96E+06	-1.96E+06	1.96E+06	-3.94E+05	3.91E+05

TASK 1/PITCH MOTION/MODEL 5514

Table P-157. Minimum and Maximum of Variables M_y^{ptot} and $(M_y^{\text{ptot}})^*$ for the Case (LAMP-3, Task 1, Forced Pitch Motion, Model 5514 Scaled to L = 142 m, $\omega = 0.3831$ rad/s, $F_n = 0.0$)

LAMP-3							
θ_a (°)	$\langle M_y^{\text{ptot}} \rangle$ Mean (kN-m)	Unfiltered M_y^{ptot}		Filtered M_y^{ptot}		Filtered $(M_y^{\text{ptot}})^*$	
		Min. (kN-m)	Max. (kN-m)	Min. (kN-m)	Max. (kN-m)	Min. (kN-m/°)	Max. (kN-m/°)
1.00	4.37E+03	-3.78E+05	3.95E+05	-3.78E+05	3.95E+05	-3.82E+05	3.91E+05
1.75	1.71E+04	-6.20E+05	6.92E+05	-6.19E+05	6.92E+05	-3.64E+05	3.85E+05
2.50	3.76E+04	-8.37E+05	9.89E+05	-8.36E+05	9.87E+05	-3.49E+05	3.80E+05
3.75	8.06E+04	-1.18E+06	1.48E+06	-1.18E+06	1.48E+06	-3.35E+05	3.72E+05
5.00	1.14E+05	-1.52E+06	1.85E+06	-1.52E+06	1.85E+06	-3.26E+05	3.47E+05

Table P-158. Minimum and Maximum of Variables M_y^{ptot} and $(M_y^{\text{ptot}})^*$ for the Case (LAMP-4, Task 1, Forced Pitch Motion, Model 5514 Scaled to L = 142 m, $\omega = 0.3831$ rad/s, $F_n = 0.0$)

LAMP-4							
θ_a (°)	$\langle M_y^{\text{ptot}} \rangle$ Mean (kN-m)	Unfiltered M_y^{ptot}		Filtered M_y^{ptot}		Filtered $(M_y^{\text{ptot}})^*$	
		Min. (kN-m)	Max. (kN-m)	Min. (kN-m)	Max. (kN-m)	Min. (kN-m/°)	Max. (kN-m/°)
1.00	2.56E+03	-3.87E+05	3.95E+05	-3.86E+05	3.94E+05	-3.89E+05	3.92E+05
1.75	1.07E+04	-6.51E+05	6.92E+05	-6.50E+05	6.91E+05	-3.78E+05	3.89E+05
2.50	2.58E+04	-8.93E+05	9.90E+05	-8.92E+05	9.89E+05	-3.67E+05	3.85E+05
3.75	5.90E+04	-1.28E+06	1.49E+06	-1.28E+06	1.48E+06	-3.56E+05	3.80E+05
5.00	8.39E+04	-1.66E+06	1.88E+06	-1.66E+06	1.87E+06	-3.48E+05	3.56E+05

TASK 1/PITCH MOTION/MODEL 5514

Table P-159. Minimum and Maximum of Variables M_y^{ptot} and $(M_y^{ptot})^*$ for the Case (NFA, Task 1, Forced Pitch Motion, Model 5514 Scaled to L = 142 m, $\omega = 0.3831$ rad/s, $F_n = 0.0$)

NFA							
θ_a (°)	$\langle M_y^{ptot} \rangle$	Unfiltered M_y^{ptot}		Filtered M_y^{ptot}		Filtered $(M_y^{ptot})^*$	
	Mean (kN-m)	Min. (kN-m)	Max. (kN-m)	Min. (kN-m)	Max. (kN-m)	Min. (kN-m/°)	Max. (kN-m/°)
1.00	—	—	—	—	—	—	—
1.75	—	—	—	—	—	—	—
2.50	—	—	—	—	—	—	—
3.75	—	—	—	—	—	—	—
5.00	—	—	—	—	—	—	—

Table P-160. Minimum and Maximum of Variables M_y^{ptot} and $(M_y^{ptot})^*$ for the Case (NSHIPMO, Task 1, Forced Pitch Motion, Model 5514 Scaled to L = 142 m, $\omega = 0.3831$ rad/s, $F_n = 0.0$)

NSHIPMO							
θ_a (°)	$\langle M_y^{ptot} \rangle$	Unfiltered M_y^{ptot}		Filtered M_y^{ptot}		Filtered $(M_y^{ptot})^*$	
	Mean (kN-m)	Min. (kN-m)	Max. (kN-m)	Min. (kN-m)	Max. (kN-m)	Min. (kN-m/°)	Max. (kN-m/°)
1.00	4.16E+03	-3.81E+05	3.96E+05	-3.78E+05	3.92E+05	-3.82E+05	3.88E+05
1.75	1.04E+04	-6.55E+05	6.95E+05	-6.49E+05	6.88E+05	-3.77E+05	3.87E+05
2.50	2.48E+04	-9.03E+05	9.96E+05	-8.94E+05	9.86E+05	-3.68E+05	3.84E+05
3.75	5.38E+04	-1.29E+06	1.49E+06	-1.29E+06	1.48E+06	-3.57E+05	3.81E+05
5.00	9.08E+04	-1.67E+06	1.99E+06	-1.67E+06	1.98E+06	-3.51E+05	3.78E+05

TASK 1/PITCH MOTION/MODEL 5514

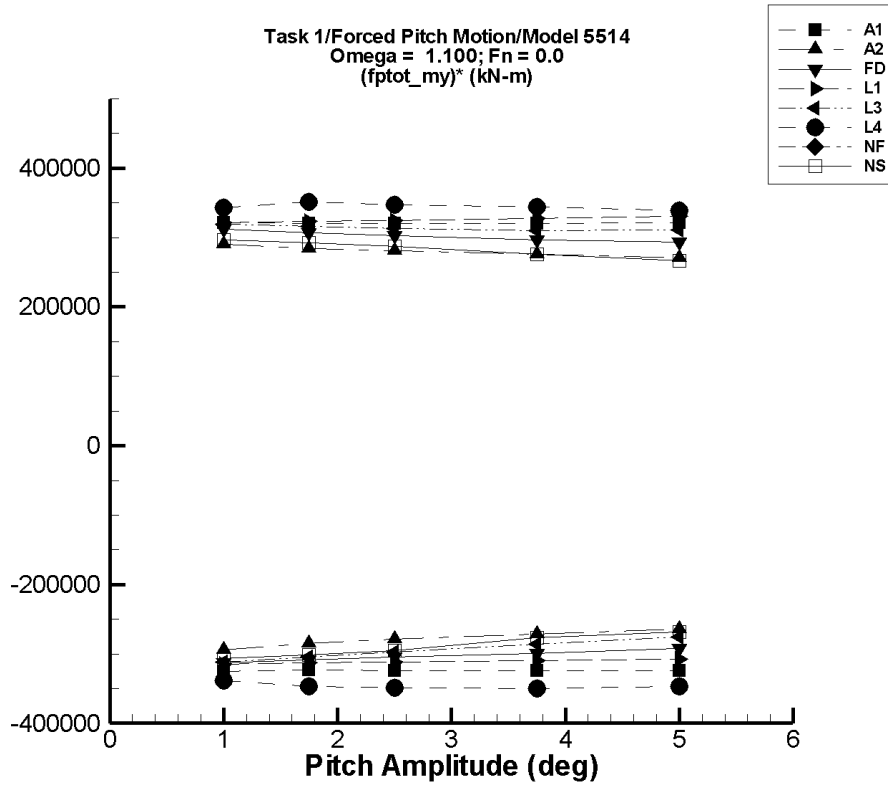


Figure P-21. Minimum and maximum of filtered $(M_y^{ptot} - \langle M_y^{ptot} \rangle) / \theta_a$ vs. θ_a for $\omega = 1.1000$ rad/s, $F_n = 0.0$ in the case of task 1, forced pitch motion, and Model 5514 scaled to $L = 142$ m.

TASK 1/PITCH MOTION/MODEL 5514

Table P-161. Minimum and Maximum of Variables M_y^{ptot} and $(M_y^{\text{ptot}})^*$ for the Case (AEGIR-1, Task 1, Forced Pitch Motion, Model 5514 Scaled to L = 142 m, $\omega = 1.1000$ rad/s, $F_n = 0.0$)

AEGIR-1							
θ_a (°)	$\langle M_y^{\text{ptot}} \rangle$ Mean (kN-m)	Unfiltered M_y^{ptot}		Filtered M_y^{ptot}		Filtered $(M_y^{\text{ptot}})^*$	
		Min. (kN-m)	Max. (kN-m)	Min. (kN-m)	Max. (kN-m)	Min. (kN-m/°)	Max. (kN-m/°)
1.00	-270.	-3.50E+05	3.32E+05	-3.25E+05	3.22E+05	-3.24E+05	3.22E+05
1.75	-470.	-6.09E+05	5.78E+05	-5.66E+05	5.61E+05	-3.23E+05	3.21E+05
2.50	-672.	-8.71E+05	8.27E+05	-8.09E+05	8.02E+05	-3.23E+05	3.21E+05
3.75	-1.01E+03	-1.31E+06	1.24E+06	-1.21E+06	1.20E+06	-3.23E+05	3.21E+05
5.00	-1.35E+03	-1.74E+06	1.65E+06	-1.62E+06	1.60E+06	-3.24E+05	3.21E+05

Table P-162. Minimum and Maximum of Variables M_y^{ptot} and $(M_y^{\text{ptot}})^*$ for the Case (AEGIR-2, Task 1, Forced Pitch Motion, Model 5514 Scaled to L = 142 m, $\omega = 1.1000$ rad/s, $F_n = 0.0$)

AEGIR-2							
θ_a (°)	$\langle M_y^{\text{ptot}} \rangle$ Mean (kN-m)	Unfiltered M_y^{ptot}		Filtered M_y^{ptot}		Filtered $(M_y^{\text{ptot}})^*$	
		Min. (kN-m)	Max. (kN-m)	Min. (kN-m)	Max. (kN-m)	Min. (kN-m/°)	Max. (kN-m/°)
1.00	4.93E+03	-3.18E+05	3.05E+05	-2.89E+05	2.96E+05	-2.94E+05	2.91E+05
1.75	1.72E+04	-5.22E+05	5.32E+05	-4.80E+05	5.15E+05	-2.84E+05	2.85E+05
2.50	3.49E+04	-7.25E+05	7.60E+05	-6.60E+05	7.37E+05	-2.78E+05	2.81E+05
3.75	6.91E+04	-1.05E+06	1.14E+06	-9.49E+05	1.11E+06	-2.71E+05	2.76E+05
5.00	9.61E+04	-1.37E+06	1.51E+06	-1.23E+06	1.45E+06	-2.64E+05	2.71E+05

TASK 1/PITCH MOTION/MODEL 5514

Table P-163. Minimum and Maximum of Variables M_y^{ptot} and $(M_y^{\text{ptot}})^*$ for the Case (FREDYN, Task 1, Forced Pitch Motion, Model 5514 Scaled to L = 142 m, $\omega = 1.1000$ rad/s, $F_n = 0.0$)

FREDYN							
θ_a (°)	$\langle M_y^{\text{ptot}} \rangle$ Mean (kN-m)	Unfiltered M_y^{ptot}		Filtered M_y^{ptot}		Filtered $(M_y^{\text{ptot}})^*$	
		Min. (kN-m)	Max. (kN-m)	Min. (kN-m)	Max. (kN-m)	Min. (kN-m/°)	Max. (kN-m/°)
1.00	2.02E+04	-3.03E+05	3.42E+05	-2.92E+05	3.32E+05	-3.12E+05	3.12E+05
1.75	3.24E+04	-5.28E+05	5.86E+05	-5.08E+05	5.69E+05	-3.09E+05	3.07E+05
2.50	5.23E+04	-7.39E+05	8.31E+05	-7.09E+05	8.06E+05	-3.05E+05	3.02E+05
3.75	9.38E+04	-1.07E+06	1.24E+06	-1.03E+06	1.20E+06	-3.00E+05	2.95E+05
5.00	1.23E+05	-1.40E+06	1.64E+06	-1.34E+06	1.58E+06	-2.93E+05	2.92E+05

Table P-164. Minimum and Maximum of Variables M_y^{ptot} and $(M_y^{\text{ptot}})^*$ for the Case (LAMP-1, Task 1, Forced Pitch Motion, Model 5514 Scaled to L = 142 m, $\omega = 1.1000$ rad/s, $F_n = 0.0$)

LAMP-1							
θ_a (°)	$\langle M_y^{\text{ptot}} \rangle$ Mean (kN-m)	Unfiltered M_y^{ptot}		Filtered M_y^{ptot}		Filtered $(M_y^{\text{ptot}})^*$	
		Min. (kN-m)	Max. (kN-m)	Min. (kN-m)	Max. (kN-m)	Min. (kN-m/°)	Max. (kN-m/°)
1.00	464.	-3.19E+05	3.25E+05	-3.15E+05	3.21E+05	-3.16E+05	3.20E+05
1.75	1.28E+03	-5.55E+05	5.71E+05	-5.49E+05	5.65E+05	-3.14E+05	3.22E+05
2.50	2.49E+03	-7.88E+05	8.21E+05	-7.80E+05	8.12E+05	-3.13E+05	3.24E+05
3.75	5.39E+03	-1.17E+06	1.25E+06	-1.16E+06	1.23E+06	-3.11E+05	3.27E+05
5.00	9.41E+03	-1.55E+06	1.68E+06	-1.53E+06	1.66E+06	-3.09E+05	3.30E+05

TASK 1/PITCH MOTION/MODEL 5514

Table P-165. Minimum and Maximum of Variables M_y^{ptot} and $(M_y^{\text{ptot}})^*$ for the Case (LAMP-3, Task 1, Forced Pitch Motion, Model 5514 Scaled to L = 142 m, $\omega = 1.1000$ rad/s, $F_n = 0.0$)

LAMP-3							
θ_a (°)	$\langle M_y^{\text{ptot}} \rangle$ Mean (kN-m)	Unfiltered M_y^{ptot}		Filtered M_y^{ptot}		Filtered $(M_y^{\text{ptot}})^*$	
		Min. (kN-m)	Max. (kN-m)	Min. (kN-m)	Max. (kN-m)	Min. (kN-m/°)	Max. (kN-m/°)
1.00	4.63E+03	-3.12E+05	3.26E+05	-3.08E+05	3.23E+05	-3.13E+05	3.18E+05
1.75	1.77E+04	-5.24E+05	5.75E+05	-5.18E+05	5.68E+05	-3.06E+05	3.15E+05
2.50	3.87E+04	-7.16E+05	8.26E+05	-7.09E+05	8.17E+05	-2.99E+05	3.11E+05
3.75	8.28E+04	-1.01E+06	1.25E+06	-9.99E+05	1.24E+06	-2.88E+05	3.08E+05
5.00	1.18E+05	-1.27E+06	1.69E+06	-1.27E+06	1.66E+06	-2.77E+05	3.09E+05

Table P-166. Minimum and Maximum of Variables M_y^{ptot} and $(M_y^{\text{ptot}})^*$ for the Case (LAMP-4, Task 1, Forced Pitch Motion, Model 5514 Scaled to L = 142 m, $\omega = 1.1000$ rad/s, $F_n = 0.0$)

LAMP-4							
θ_a (°)	$\langle M_y^{\text{ptot}} \rangle$ Mean (kN-m)	Unfiltered M_y^{ptot}		Filtered M_y^{ptot}		Filtered $(M_y^{\text{ptot}})^*$	
		Min. (kN-m)	Max. (kN-m)	Min. (kN-m)	Max. (kN-m)	Min. (kN-m/°)	Max. (kN-m/°)
1.00	2.53E+03	-3.66E+05	3.57E+05	-3.37E+05	3.44E+05	-3.39E+05	3.42E+05
1.75	1.15E+04	-6.11E+05	6.77E+05	-5.96E+05	6.25E+05	-3.47E+05	3.51E+05
2.50	2.93E+04	-8.82E+05	9.38E+05	-8.43E+05	8.96E+05	-3.49E+05	3.47E+05
3.75	7.15E+04	-1.32E+06	1.41E+06	-1.24E+06	1.36E+06	-3.50E+05	3.44E+05
5.00	9.79E+04	-1.71E+06	1.95E+06	-1.63E+06	1.80E+06	-3.46E+05	3.40E+05

TASK 1/PITCH MOTION/MODEL 5514

Table P-167. Minimum and Maximum of Variables M_y^{ptot} and $(M_y^{ptot})^*$ for the Case (NFA, Task 1, Forced Pitch Motion, Model 5514 Scaled to L = 142 m, $\omega = 1.1000$ rad/s, $F_n = 0.0$)

NFA							
θ_a (°)	$\langle M_y^{ptot} \rangle$	Unfiltered M_y^{ptot}		Filtered M_y^{ptot}		Filtered $(M_y^{ptot})^*$	
	Mean (kN-m)	Min. (kN-m)	Max. (kN-m)	Min. (kN-m)	Max. (kN-m)	Min. (kN-m/°)	Max. (kN-m/°)
1.00	—	—	—	—	—	—	—
1.75	—	—	—	—	—	—	—
2.50	—	—	—	—	—	—	—
3.75	—	—	—	—	—	—	—
5.00	—	—	—	—	—	—	—

Table P-168. Minimum and Maximum of Variables M_y^{ptot} and $(M_y^{ptot})^*$ for the Case (NSHIPMO, Task 1, Forced Pitch Motion, Model 5514 Scaled to L = 142 m, $\omega = 1.1000$ rad/s, $F_n = 0.0$)

NSHIPMO							
θ_a (°)	$\langle M_y^{ptot} \rangle$	Unfiltered M_y^{ptot}		Filtered M_y^{ptot}		Filtered $(M_y^{ptot})^*$	
	Mean (kN-m)	Min. (kN-m)	Max. (kN-m)	Min. (kN-m)	Max. (kN-m)	Min. (kN-m/°)	Max. (kN-m/°)
1.00	473.	-3.09E+05	2.99E+05	-3.06E+05	2.97E+05	-3.06E+05	2.96E+05
1.75	-8.88E+03	-5.46E+05	5.06E+05	-5.36E+05	5.02E+05	-3.01E+05	2.92E+05
2.50	-7.02E+03	-7.55E+05	7.16E+05	-7.46E+05	7.10E+05	-2.96E+05	2.87E+05
3.75	-1.95E+04	-1.07E+06	1.02E+06	-1.06E+06	1.01E+06	-2.77E+05	2.76E+05
5.00	-1.08E+04	-1.36E+06	1.51E+06	-1.35E+06	1.32E+06	-2.68E+05	2.66E+05

TASK 1/PITCH MOTION/MODEL 5514

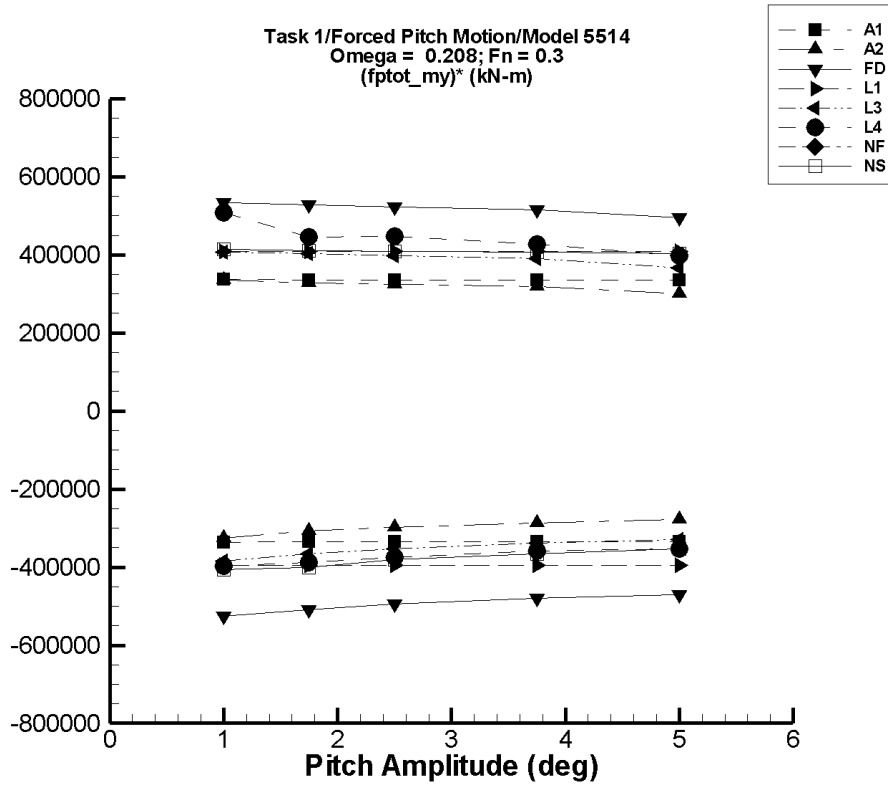


Figure P-22. Minimum and maximum of filtered $(M_y^{ptot} - \langle M_y^{ptot} \rangle) / \theta_a$ vs. θ_a for $\omega = 0.2079$ rad/s, $F_n = 0.3$ in the case of task 1, forced pitch motion, and Model 5514 scaled to $L = 142$ m.

TASK 1/PITCH MOTION/MODEL 5514

Table P-169. Minimum and Maximum of Variables M_y^{ptot} and $(M_y^{\text{ptot}})^*$ for the Case (AEGIR-1, Task 1, Forced Pitch Motion, Model 5514 Scaled to L = 142 m, $\omega = 0.2079$ rad/s, $F_n = 0.3$)

AEGIR-1							
θ_a (°)	$\langle M_y^{\text{ptot}} \rangle$ Mean (kN-m)	Unfiltered M_y^{ptot}		Filtered M_y^{ptot}		Filtered $(M_y^{\text{ptot}})^*$	
		Min. (kN-m)	Max. (kN-m)	Min. (kN-m)	Max. (kN-m)	Min. (kN-m/°)	Max. (kN-m/°)
1.00	-328.	-3.44E+05	3.44E+05	-3.36E+05	3.36E+05	-3.36E+05	3.36E+05
1.75	-573.	-6.00E+05	5.99E+05	-5.86E+05	5.85E+05	-3.35E+05	3.35E+05
2.50	-819.	-8.57E+05	8.56E+05	-8.38E+05	8.37E+05	-3.35E+05	3.35E+05
3.75	-1.23E+03	-1.29E+06	1.28E+06	-1.26E+06	1.26E+06	-3.35E+05	3.35E+05
5.00	-1.64E+03	-1.72E+06	1.71E+06	-1.68E+06	1.68E+06	-3.35E+05	3.35E+05

Table P-170. Minimum and Maximum of Variables M_y^{ptot} and $(M_y^{\text{ptot}})^*$ for the Case (AEGIR-2, Task 1, Forced Pitch Motion, Model 5514 Scaled to L = 142 m, $\omega = 0.2079$ rad/s, $F_n = 0.3$)

AEGIR-2							
θ_a (°)	$\langle M_y^{\text{ptot}} \rangle$ Mean (kN-m)	Unfiltered M_y^{ptot}		Filtered M_y^{ptot}		Filtered $(M_y^{\text{ptot}})^*$	
		Min. (kN-m)	Max. (kN-m)	Min. (kN-m)	Max. (kN-m)	Min. (kN-m/°)	Max. (kN-m/°)
1.00	4.88E+03	-3.27E+05	3.46E+05	-3.20E+05	3.39E+05	-3.25E+05	3.34E+05
1.75	1.70E+04	-5.35E+05	6.03E+05	-5.21E+05	5.91E+05	-3.07E+05	3.28E+05
2.50	3.48E+04	-7.32E+05	8.63E+05	-7.12E+05	8.46E+05	-2.99E+05	3.25E+05
3.75	6.88E+04	-1.04E+06	1.29E+06	-1.01E+06	1.26E+06	-2.88E+05	3.19E+05
5.00	9.69E+04	-1.33E+06	1.65E+06	-1.29E+06	1.59E+06	-2.77E+05	3.00E+05

TASK 1/PITCH MOTION/MODEL 5514

Table P-171. Minimum and Maximum of Variables M_y^{ptot} and $(M_y^{\text{ptot}})^*$ for the Case (FREDYN, Task 1, Forced Pitch Motion, Model 5514 Scaled to L = 142 m, $\omega = 0.2079$ rad/s, $F_n = 0.3$)

FREDYN							
θ_a (°)	$\langle M_y^{\text{ptot}} \rangle$ Mean (kN-m)	Unfiltered M_y^{ptot}		Filtered M_y^{ptot}		Filtered $(M_y^{\text{ptot}})^*$	
		Min. (kN-m)	Max. (kN-m)	Min. (kN-m)	Max. (kN-m)	Min. (kN-m/°)	Max. (kN-m/°)
1.00	2.02E+04	-5.06E+05	5.54E+05	-5.06E+05	5.54E+05	-5.26E+05	5.34E+05
1.75	3.25E+04	-8.58E+05	9.59E+05	-8.58E+05	9.58E+05	-5.09E+05	5.29E+05
2.50	5.24E+04	-1.19E+06	1.36E+06	-1.18E+06	1.36E+06	-4.95E+05	5.23E+05
3.75	9.42E+04	-1.71E+06	2.03E+06	-1.71E+06	2.03E+06	-4.80E+05	5.16E+05
5.00	1.24E+05	-2.23E+06	2.60E+06	-2.22E+06	2.60E+06	-4.70E+05	4.95E+05

Table P-172. Minimum and Maximum of Variables M_y^{ptot} and $(M_y^{\text{ptot}})^*$ for the Case (LAMP-1, Task 1, Forced Pitch Motion, Model 5514 Scaled to L = 142 m, $\omega = 0.2079$ rad/s, $F_n = 0.3$)

LAMP-1							
θ_a (°)	$\langle M_y^{\text{ptot}} \rangle$ Mean (kN-m)	Unfiltered M_y^{ptot}		Filtered M_y^{ptot}		Filtered $(M_y^{\text{ptot}})^*$	
		Min. (kN-m)	Max. (kN-m)	Min. (kN-m)	Max. (kN-m)	Min. (kN-m/°)	Max. (kN-m/°)
1.00	4.35E+04	-3.59E+05	4.45E+05	-3.59E+05	4.45E+05	-4.02E+05	4.02E+05
1.75	4.35E+04	-6.61E+05	7.47E+05	-6.61E+05	7.46E+05	-4.03E+05	4.02E+05
2.50	4.36E+04	-9.64E+05	1.05E+06	-9.63E+05	1.05E+06	-4.03E+05	4.01E+05
3.75	4.37E+04	-1.47E+06	1.55E+06	-1.47E+06	1.55E+06	-4.03E+05	4.01E+05
5.00	4.39E+04	-1.97E+06	2.05E+06	-1.97E+06	2.05E+06	-4.03E+05	4.01E+05

TASK 1/PITCH MOTION/MODEL 5514

Table P-173. Minimum and Maximum of Variables M_y^{ptot} and $(M_y^{\text{ptot}})^*$ for the Case (LAMP-3, Task 1, Forced Pitch Motion, Model 5514 Scaled to L = 142 m, $\omega = 0.2079$ rad/s, $F_n = 0.3$)

LAMP-3							
θ_a (°)	$\langle M_y^{\text{ptot}} \rangle$ Mean (kN-m)	Unfiltered M_y^{ptot}		Filtered M_y^{ptot}		Filtered $(M_y^{\text{ptot}})^*$	
		Min. (kN-m)	Max. (kN-m)	Min. (kN-m)	Max. (kN-m)	Min. (kN-m/°)	Max. (kN-m/°)
1.00	4.77E+04	-3.45E+05	4.48E+05	-3.44E+05	4.48E+05	-3.92E+05	4.00E+05
1.75	6.00E+04	-5.95E+05	7.51E+05	-5.94E+05	7.51E+05	-3.74E+05	3.95E+05
2.50	7.99E+04	-8.20E+05	1.05E+06	-8.20E+05	1.05E+06	-3.60E+05	3.89E+05
3.75	1.22E+05	-1.18E+06	1.55E+06	-1.18E+06	1.55E+06	-3.46E+05	3.82E+05
5.00	1.54E+05	-1.53E+06	1.95E+06	-1.53E+06	1.95E+06	-3.37E+05	3.59E+05

Table P-174. Minimum and Maximum of Variables M_y^{ptot} and $(M_y^{\text{ptot}})^*$ for the Case (LAMP-4, Task 1, Forced Pitch Motion, Model 5514 Scaled to L = 142 m, $\omega = 0.2079$ rad/s, $F_n = 0.3$)

LAMP-4							
θ_a (°)	$\langle M_y^{\text{ptot}} \rangle$ Mean (kN-m)	Unfiltered M_y^{ptot}		Filtered M_y^{ptot}		Filtered $(M_y^{\text{ptot}})^*$	
		Min. (kN-m)	Max. (kN-m)	Min. (kN-m)	Max. (kN-m)	Min. (kN-m/°)	Max. (kN-m/°)
1.00	3.94E+04	-3.88E+05	5.43E+05	-3.66E+05	5.39E+05	-4.05E+05	5.00E+05
1.75	3.74E+04	-6.54E+05	8.07E+05	-6.53E+05	8.04E+05	-3.95E+05	4.38E+05
2.50	4.67E+04	-9.36E+05	1.15E+06	-9.08E+05	1.14E+06	-3.82E+05	4.39E+05
3.75	6.82E+04	-1.33E+06	1.65E+06	-1.31E+06	1.64E+06	-3.67E+05	4.20E+05
5.00	8.30E+04	-1.74E+06	2.04E+06	-1.72E+06	2.03E+06	-3.60E+05	3.90E+05

TASK 1/PITCH MOTION/MODEL 5514

Table P-175. Minimum and Maximum of Variables M_y^{ptot} and $(M_y^{ptot})^*$ for the Case (NFA, Task 1, Forced Pitch Motion, Model 5514 Scaled to L = 142 m, $\omega = 0.2079$ rad/s, $F_n = 0.3$)

NFA							
θ_a (°)	$\langle M_y^{ptot} \rangle$	Unfiltered M_y^{ptot}		Filtered M_y^{ptot}		Filtered $(M_y^{ptot})^*$	
	Mean (kN-m)	Min. (kN-m)	Max. (kN-m)	Min. (kN-m)	Max. (kN-m)	Min. (kN-m/°)	Max. (kN-m/°)
1.00	—	—	—	—	—	—	—
1.75	—	—	—	—	—	—	—
2.50	—	—	—	—	—	—	—
3.75	—	—	—	—	—	—	—
5.00	—	—	—	—	—	—	—

Table P-176. Minimum and Maximum of Variables M_y^{ptot} and $(M_y^{ptot})^*$ for the Case (NSHIPMO, Task 1, Forced Pitch Motion, Model 5514 Scaled to L = 142 m, $\omega = 0.2079$ rad/s, $F_n = 0.3$)

NSHIPMO							
θ_a (°)	$\langle M_y^{ptot} \rangle$	Unfiltered M_y^{ptot}		Filtered M_y^{ptot}		Filtered $(M_y^{ptot})^*$	
	Mean (kN-m)	Min. (kN-m)	Max. (kN-m)	Min. (kN-m)	Max. (kN-m)	Min. (kN-m/°)	Max. (kN-m/°)
1.00	9.72E+03	-4.00E+05	4.29E+05	-3.96E+05	4.24E+05	-4.06E+05	4.15E+05
1.75	3.59E+04	-6.71E+05	7.62E+05	-6.66E+05	7.54E+05	-4.01E+05	4.10E+05
2.50	6.04E+04	-8.98E+05	1.09E+06	-8.90E+05	1.08E+06	-3.80E+05	4.09E+05
3.75	1.10E+05	-1.27E+06	1.65E+06	-1.26E+06	1.64E+06	-3.65E+05	4.08E+05
5.00	1.66E+05	-1.60E+06	2.19E+06	-1.60E+06	2.19E+06	-3.52E+05	4.04E+05

TASK 1/PITCH MOTION/MODEL 5514

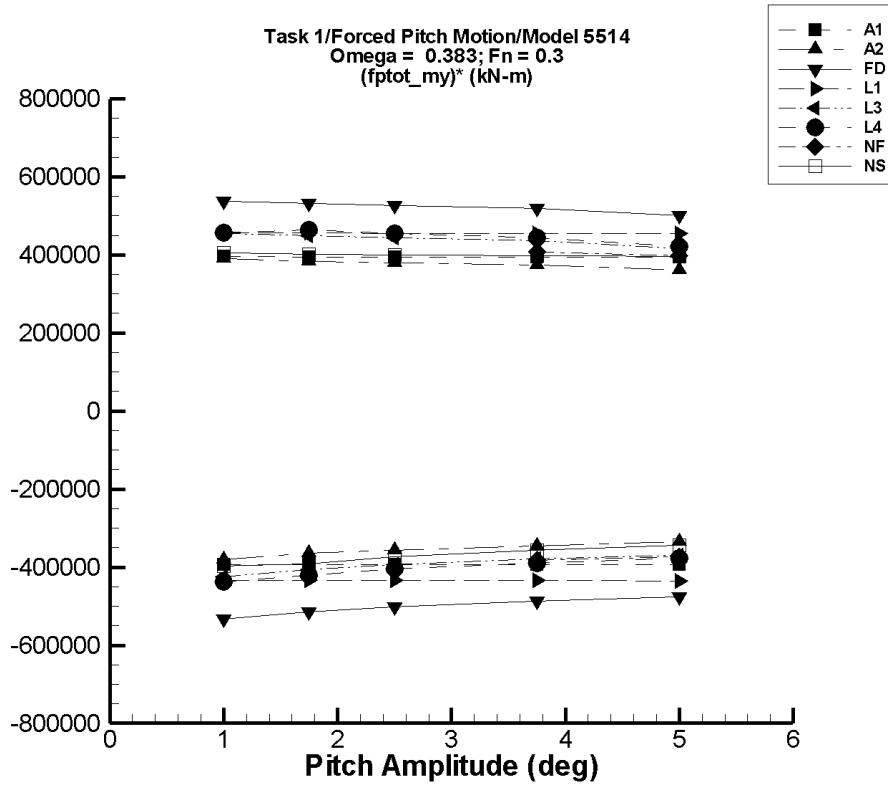


Figure P-23. Minimum and maximum of filtered $(M_y^{ptot} - \langle M_y^{ptot} \rangle) / \theta_a$ vs. θ_a for $\omega = 0.3831$ rad/s, $F_n = 0.3$ in the case of task 1, forced pitch motion, and Model 5514 scaled to $L = 142$ m.

TASK 1/PITCH MOTION/MODEL 5514

Table P-177. Minimum and Maximum of Variables M_y^{ptot} and $(M_y^{\text{ptot}})^*$ for the Case (AEGIR-1, Task 1, Forced Pitch Motion, Model 5514 Scaled to L = 142 m, $\omega = 0.3831$ rad/s, $F_n = 0.3$)

AEGIR-1							
θ_a (°)	$\langle M_y^{\text{ptot}} \rangle$ Mean (kN-m)	Unfiltered M_y^{ptot}		Filtered M_y^{ptot}		Filtered $(M_y^{\text{ptot}})^*$	
		Min. (kN-m)	Max. (kN-m)	Min. (kN-m)	Max. (kN-m)	Min. (kN-m/°)	Max. (kN-m/°)
1.00	179.	-4.08E+05	3.97E+05	-3.95E+05	3.95E+05	-3.95E+05	3.95E+05
1.75	313.	-7.12E+05	6.91E+05	-6.88E+05	6.88E+05	-3.93E+05	3.93E+05
2.50	447.	-1.02E+06	9.88E+05	-9.83E+05	9.84E+05	-3.93E+05	3.94E+05
3.75	670.	-1.53E+06	1.48E+06	-1.47E+06	1.48E+06	-3.93E+05	3.94E+05
5.00	895.	-2.04E+06	1.98E+06	-1.97E+06	1.97E+06	-3.94E+05	3.94E+05

Table P-178. Minimum and Maximum of Variables M_y^{ptot} and $(M_y^{\text{ptot}})^*$ for the Case (AEGIR-2, Task 1, Forced Pitch Motion, Model 5514 Scaled to L = 142 m, $\omega = 0.3831$ rad/s, $F_n = 0.3$)

AEGIR-2							
θ_a (°)	$\langle M_y^{\text{ptot}} \rangle$ Mean (kN-m)	Unfiltered M_y^{ptot}		Filtered M_y^{ptot}		Filtered $(M_y^{\text{ptot}})^*$	
		Min. (kN-m)	Max. (kN-m)	Min. (kN-m)	Max. (kN-m)	Min. (kN-m/°)	Max. (kN-m/°)
1.00	5.08E+03	-3.90E+05	3.96E+05	-3.76E+05	3.95E+05	-3.81E+05	3.90E+05
1.75	1.81E+04	-6.44E+05	6.91E+05	-6.21E+05	6.88E+05	-3.65E+05	3.83E+05
2.50	3.61E+04	-8.88E+05	9.89E+05	-8.55E+05	9.85E+05	-3.56E+05	3.80E+05
3.75	7.08E+04	-1.28E+06	1.48E+06	-1.23E+06	1.47E+06	-3.47E+05	3.74E+05
5.00	9.89E+04	-1.64E+06	1.92E+06	-1.58E+06	1.90E+06	-3.36E+05	3.61E+05

TASK 1/PITCH MOTION/MODEL 5514

Table P-179. Minimum and Maximum of Variables M_y^{ptot} and $(M_y^{\text{ptot}})^*$ for the Case (FREDYN, Task 1, Forced Pitch Motion, Model 5514 Scaled to L = 142 m, $\omega = 0.3831$ rad/s, $F_n = 0.3$)

FREDYN							
θ_a (°)	$\langle M_y^{\text{ptot}} \rangle$ Mean (kN-m)	Unfiltered M_y^{ptot}		Filtered M_y^{ptot}		Filtered $(M_y^{\text{ptot}})^*$	
		Min. (kN-m)	Max. (kN-m)	Min. (kN-m)	Max. (kN-m)	Min. (kN-m/°)	Max. (kN-m/°)
1.00	2.02E+04	-5.13E+05	5.60E+05	-5.11E+05	5.58E+05	-5.31E+05	5.38E+05
1.75	3.24E+04	-8.70E+05	9.69E+05	-8.67E+05	9.65E+05	-5.14E+05	5.33E+05
2.50	5.22E+04	-1.20E+06	1.38E+06	-1.20E+06	1.37E+06	-5.00E+05	5.28E+05
3.75	9.39E+04	-1.73E+06	2.05E+06	-1.73E+06	2.05E+06	-4.86E+05	5.21E+05
5.00	1.24E+05	-2.26E+06	2.64E+06	-2.25E+06	2.63E+06	-4.75E+05	5.02E+05

Table P-180. Minimum and Maximum of Variables M_y^{ptot} and $(M_y^{\text{ptot}})^*$ for the Case (LAMP-1, Task 1, Forced Pitch Motion, Model 5514 Scaled to L = 142 m, $\omega = 0.3831$ rad/s, $F_n = 0.3$)

LAMP-1							
θ_a (°)	$\langle M_y^{\text{ptot}} \rangle$ Mean (kN-m)	Unfiltered M_y^{ptot}		Filtered M_y^{ptot}		Filtered $(M_y^{\text{ptot}})^*$	
		Min. (kN-m)	Max. (kN-m)	Min. (kN-m)	Max. (kN-m)	Min. (kN-m/°)	Max. (kN-m/°)
1.00	4.36E+04	-4.02E+05	4.89E+05	-4.02E+05	4.88E+05	-4.45E+05	4.44E+05
1.75	4.39E+04	-7.37E+05	8.22E+05	-7.36E+05	8.21E+05	-4.45E+05	4.44E+05
2.50	4.42E+04	-1.07E+06	1.16E+06	-1.07E+06	1.15E+06	-4.46E+05	4.44E+05
3.75	4.52E+04	-1.63E+06	1.71E+06	-1.63E+06	1.71E+06	-4.46E+05	4.43E+05
5.00	4.65E+04	-2.19E+06	2.26E+06	-2.19E+06	2.26E+06	-4.47E+05	4.43E+05

TASK 1/PITCH MOTION/MODEL 5514

Table P-181. Minimum and Maximum of Variables M_y^{ptot} and $(M_y^{ptot})^*$ for the Case (LAMP-3, Task 1, Forced Pitch Motion, Model 5514 Scaled to L = 142 m, $\omega = 0.3831$ rad/s, $F_n = 0.3$)

LAMP-3							
θ_a (°)	$\langle M_y^{ptot} \rangle$	Unfiltered M_y^{ptot}		Filtered M_y^{ptot}		Filtered $(M_y^{ptot})^*$	
	Mean (kN-m)	Min. (kN-m)	Max. (kN-m)	Min. (kN-m)	Max. (kN-m)	Min. (kN-m/°)	Max. (kN-m/°)
1.00	4.78E+04	-3.88E+05	4.91E+05	-3.88E+05	4.91E+05	-4.35E+05	4.43E+05
1.75	6.03E+04	-6.72E+05	8.27E+05	-6.71E+05	8.26E+05	-4.18E+05	4.37E+05
2.50	8.06E+04	-9.31E+05	1.16E+06	-9.30E+05	1.16E+06	-4.04E+05	4.32E+05
3.75	1.23E+05	-1.34E+06	1.72E+06	-1.34E+06	1.71E+06	-3.90E+05	4.24E+05
5.00	1.56E+05	-1.75E+06	2.18E+06	-1.75E+06	2.18E+06	-3.82E+05	4.04E+05

Table P-182. Minimum and Maximum of Variables M_y^{ptot} and $(M_y^{ptot})^*$ for the Case (LAMP-4, Task 1, Forced Pitch Motion, Model 5514 Scaled to L = 142 m, $\omega = 0.3831$ rad/s, $F_n = 0.3$)

LAMP-4							
θ_a (°)	$\langle M_y^{ptot} \rangle$	Unfiltered M_y^{ptot}		Filtered M_y^{ptot}		Filtered $(M_y^{ptot})^*$	
	Mean (kN-m)	Min. (kN-m)	Max. (kN-m)	Min. (kN-m)	Max. (kN-m)	Min. (kN-m/°)	Max. (kN-m/°)
1.00	4.00E+04	-4.33E+05	4.88E+05	-4.08E+05	4.84E+05	-4.48E+05	4.44E+05
1.75	4.21E+04	-7.28E+05	8.39E+05	-7.16E+05	8.35E+05	-4.33E+05	4.53E+05
2.50	5.40E+04	-1.02E+06	1.18E+06	-9.87E+05	1.16E+06	-4.16E+05	4.43E+05
3.75	8.79E+04	-1.44E+06	1.71E+06	-1.41E+06	1.71E+06	-4.01E+05	4.32E+05
5.00	1.12E+05	-1.86E+06	2.19E+06	-1.83E+06	2.17E+06	-3.88E+05	4.12E+05

TASK 1/PITCH MOTION/MODEL 5514

Table P-183. Minimum and Maximum of Variables M_y^{ptot} and $(M_y^{ptot})^*$ for the Case (NFA, Task 1, Forced Pitch Motion, Model 5514 Scaled to L = 142 m, $\omega = 0.3831$ rad/s, $F_n = 0.3$)

NFA							
θ_a (°)	$\langle M_y^{ptot} \rangle$	Unfiltered M_y^{ptot}		Filtered M_y^{ptot}		Filtered $(M_y^{ptot})^*$	
	Mean (kN-m)	Min. (kN-m)	Max. (kN-m)	Min. (kN-m)	Max. (kN-m)	Min. (kN-m/°)	Max. (kN-m/°)
1.00	—	—	—	—	—	—	—
1.75	—	—	—	—	—	—	—
2.50	-1.19E+04	-1.01E+06	1.03E+06	-1.01E+06	1.02E+06	-3.98E+05	4.14E+05
3.75	5.63E+03	-1.44E+06	1.54E+06	-1.43E+06	1.53E+06	-3.83E+05	4.07E+05
5.00	2.79E+04	-1.85E+06	2.03E+06	-1.84E+06	2.02E+06	-3.73E+05	3.98E+05

Table P-184. Minimum and Maximum of Variables M_y^{ptot} and $(M_y^{ptot})^*$ for the Case (NSHIPMO, Task 1, Forced Pitch Motion, Model 5514 Scaled to L = 142 m, $\omega = 0.3831$ rad/s, $F_n = 0.3$)

NSHIPMO							
θ_a (°)	$\langle M_y^{ptot} \rangle$	Unfiltered M_y^{ptot}		Filtered M_y^{ptot}		Filtered $(M_y^{ptot})^*$	
	Mean (kN-m)	Min. (kN-m)	Max. (kN-m)	Min. (kN-m)	Max. (kN-m)	Min. (kN-m/°)	Max. (kN-m/°)
1.00	6.26E+03	-3.94E+05	4.15E+05	-3.90E+05	4.11E+05	-3.96E+05	4.04E+05
1.75	3.08E+04	-6.63E+05	7.40E+05	-6.56E+05	7.32E+05	-3.92E+05	4.01E+05
2.50	5.04E+04	-8.91E+05	1.06E+06	-8.83E+05	1.05E+06	-3.73E+05	3.99E+05
3.75	9.18E+04	-1.25E+06	1.59E+06	-1.25E+06	1.58E+06	-3.57E+05	3.97E+05
5.00	1.44E+05	-1.58E+06	2.13E+06	-1.57E+06	2.12E+06	-3.43E+05	3.95E+05

TASK 1/PITCH MOTION/MODEL 5514

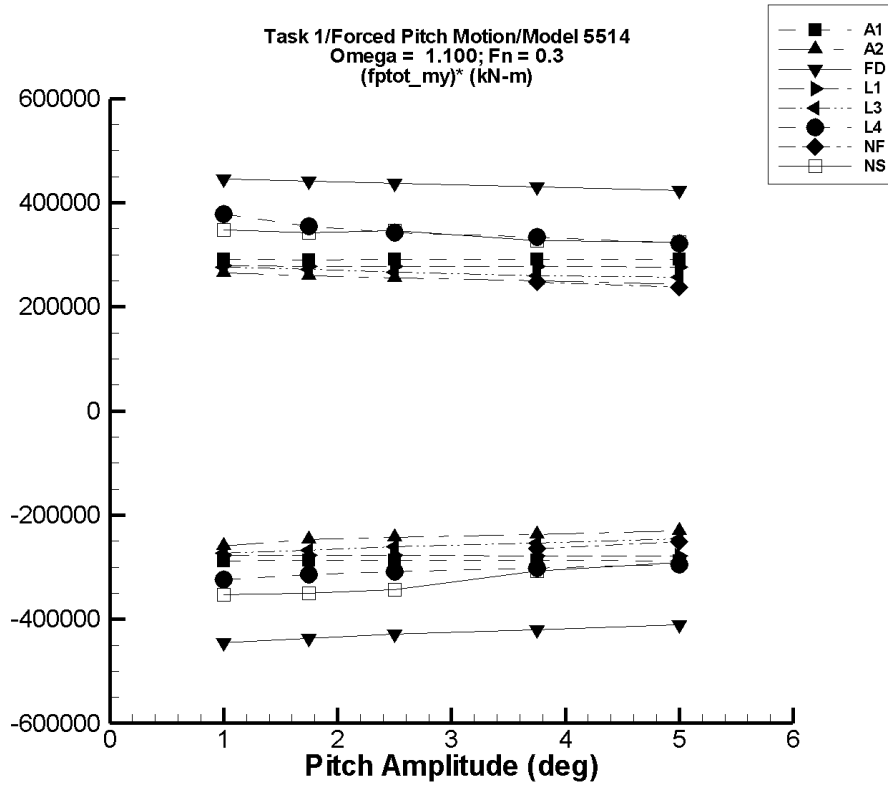


Figure P-24. Minimum and maximum of filtered $(M_y^{ptot} - \langle M_y^{ptot} \rangle) / \theta_a$ vs. θ_a for $\omega = 1.1000$ rad/s, $F_n = 0.3$ in the case of task 1, forced pitch motion, and Model 5514 scaled to $L = 142$ m.

TASK 1/PITCH MOTION/MODEL 5514

Table P-185. Minimum and Maximum of Variables M_y^{ptot} and $(M_y^{\text{ptot}})^*$ for the Case (AEGIR-1, Task 1, Forced Pitch Motion, Model 5514 Scaled to L = 142 m, $\omega = 1.1000$ rad/s, $F_n = 0.3$)

AEGIR-1							
θ_a (°)	$\langle M_y^{\text{ptot}} \rangle$ Mean (kN-m)	Unfiltered M_y^{ptot}		Filtered M_y^{ptot}		Filtered $(M_y^{\text{ptot}})^*$	
		Min. (kN-m)	Max. (kN-m)	Min. (kN-m)	Max. (kN-m)	Min. (kN-m/°)	Max. (kN-m/°)
1.00	-1.77E+03	-3.26E+05	3.00E+05	-2.90E+05	2.90E+05	-2.88E+05	2.92E+05
1.75	-3.08E+03	-5.69E+05	5.22E+05	-5.05E+05	5.06E+05	-2.87E+05	2.91E+05
2.50	-4.41E+03	-8.13E+05	7.46E+05	-7.22E+05	7.23E+05	-2.87E+05	2.91E+05
3.75	-6.61E+03	-1.22E+06	1.12E+06	-1.08E+06	1.09E+06	-2.87E+05	2.91E+05
5.00	-8.83E+03	-1.63E+06	1.49E+06	-1.44E+06	1.45E+06	-2.87E+05	2.91E+05

Table P-186. Minimum and Maximum of Variables M_y^{ptot} and $(M_y^{\text{ptot}})^*$ for the Case (AEGIR-2, Task 1, Forced Pitch Motion, Model 5514 Scaled to L = 142 m, $\omega = 1.1000$ rad/s, $F_n = 0.3$)

AEGIR-2							
θ_a (°)	$\langle M_y^{\text{ptot}} \rangle$ Mean (kN-m)	Unfiltered M_y^{ptot}		Filtered M_y^{ptot}		Filtered $(M_y^{\text{ptot}})^*$	
		Min. (kN-m)	Max. (kN-m)	Min. (kN-m)	Max. (kN-m)	Min. (kN-m/°)	Max. (kN-m/°)
1.00	3.43E+03	-2.83E+05	2.78E+05	-2.56E+05	2.69E+05	-2.59E+05	2.65E+05
1.75	1.46E+04	-4.82E+05	4.84E+05	-4.18E+05	4.69E+05	-2.47E+05	2.59E+05
2.50	3.12E+04	-6.67E+05	6.92E+05	-5.74E+05	6.71E+05	-2.42E+05	2.56E+05
3.75	6.35E+04	-9.63E+05	1.04E+06	-8.23E+05	1.00E+06	-2.36E+05	2.51E+05
5.00	8.86E+04	-1.26E+06	1.37E+06	-1.06E+06	1.31E+06	-2.30E+05	2.43E+05

TASK 1/PITCH MOTION/MODEL 5514

Table P-187. Minimum and Maximum of Variables M_y^{ptot} and $(M_y^{ptot})^*$ for the Case (FREDYN, Task 1, Forced Pitch Motion, Model 5514 Scaled to L = 142 m, $\omega = 1.1000$ rad/s, $F_n = 0.3$)

FREDYN							
θ_a (°)	$\langle M_y^{ptot} \rangle$	Unfiltered M_y^{ptot}		Filtered M_y^{ptot}		Filtered $(M_y^{ptot})^*$	
	Mean (kN-m)	Min. (kN-m)	Max. (kN-m)	Min. (kN-m)	Max. (kN-m)	Min. (kN-m/°)	Max. (kN-m/°)
1.00	2.02E+04	-4.39E+05	4.81E+05	-4.24E+05	4.67E+05	-4.45E+05	4.47E+05
1.75	3.24E+04	-7.57E+05	8.30E+05	-7.33E+05	8.05E+05	-4.37E+05	4.42E+05
2.50	5.23E+04	-1.06E+06	1.18E+06	-1.02E+06	1.14E+06	-4.29E+05	4.36E+05
3.75	9.38E+04	-1.53E+06	1.76E+06	-1.48E+06	1.71E+06	-4.21E+05	4.30E+05
5.00	1.23E+05	-1.99E+06	2.34E+06	-1.94E+06	2.24E+06	-4.12E+05	4.22E+05

Table P-188. Minimum and Maximum of Variables M_y^{ptot} and $(M_y^{ptot})^*$ for the Case (LAMP-1, Task 1, Forced Pitch Motion, Model 5514 Scaled to L = 142 m, $\omega = 1.1000$ rad/s, $F_n = 0.3$)

LAMP-1							
θ_a (°)	$\langle M_y^{ptot} \rangle$	Unfiltered M_y^{ptot}		Filtered M_y^{ptot}		Filtered $(M_y^{ptot})^*$	
	Mean (kN-m)	Min. (kN-m)	Max. (kN-m)	Min. (kN-m)	Max. (kN-m)	Min. (kN-m/°)	Max. (kN-m/°)
1.00	4.47E+04	-2.37E+05	3.25E+05	-2.33E+05	3.22E+05	-2.78E+05	2.77E+05
1.75	4.68E+04	-4.46E+05	5.37E+05	-4.41E+05	5.32E+05	-2.79E+05	2.77E+05
2.50	5.01E+04	-6.55E+05	7.50E+05	-6.47E+05	7.42E+05	-2.79E+05	2.77E+05
3.75	5.81E+04	-1.00E+06	1.11E+06	-9.90E+05	1.09E+06	-2.79E+05	2.76E+05
5.00	6.93E+04	-1.35E+06	1.46E+06	-1.33E+06	1.45E+06	-2.80E+05	2.76E+05

TASK 1/PITCH MOTION/MODEL 5514

Table P-189. Minimum and Maximum of Variables M_y^{ptot} and $(M_y^{ptot})^*$ for the Case (LAMP-3, Task 1, Forced Pitch Motion, Model 5514 Scaled to L = 142 m, $\omega = 1.1000$ rad/s, $F_n = 0.3$)

LAMP-3							
θ_a (°)	$\langle M_y^{ptot} \rangle$	Unfiltered M_y^{ptot}		Filtered M_y^{ptot}		Filtered $(M_y^{ptot})^*$	
	Mean (kN-m)	Min. (kN-m)	Max. (kN-m)	Min. (kN-m)	Max. (kN-m)	Min. (kN-m/°)	Max. (kN-m/°)
1.00	4.89E+04	-2.29E+05	3.27E+05	-2.26E+05	3.24E+05	-2.75E+05	2.75E+05
1.75	6.33E+04	-4.13E+05	5.41E+05	-4.07E+05	5.36E+05	-2.69E+05	2.70E+05
2.50	8.63E+04	-5.79E+05	7.55E+05	-5.72E+05	7.48E+05	-2.63E+05	2.64E+05
3.75	1.35E+05	-8.33E+05	1.11E+06	-8.24E+05	1.10E+06	-2.56E+05	2.57E+05
5.00	1.78E+05	-1.07E+06	1.47E+06	-1.06E+06	1.45E+06	-2.48E+05	2.55E+05

Table P-190. Minimum and Maximum of Variables M_y^{ptot} and $(M_y^{ptot})^*$ for the Case (LAMP-4, Task 1, Forced Pitch Motion, Model 5514 Scaled to L = 142 m, $\omega = 1.1000$ rad/s, $F_n = 0.3$)

LAMP-4							
θ_a (°)	$\langle M_y^{ptot} \rangle$	Unfiltered M_y^{ptot}		Filtered M_y^{ptot}		Filtered $(M_y^{ptot})^*$	
	Mean (kN-m)	Min. (kN-m)	Max. (kN-m)	Min. (kN-m)	Max. (kN-m)	Min. (kN-m/°)	Max. (kN-m/°)
1.00	3.17E+04	-3.40E+05	4.42E+05	-2.93E+05	4.09E+05	-3.25E+05	3.78E+05
1.75	3.00E+04	-5.62E+05	6.90E+05	-5.19E+05	6.51E+05	-3.14E+05	3.55E+05
2.50	4.17E+04	-7.77E+05	9.29E+05	-7.31E+05	8.97E+05	-3.09E+05	3.42E+05
3.75	7.47E+04	-1.12E+06	1.42E+06	-1.06E+06	1.33E+06	-3.01E+05	3.34E+05
5.00	9.35E+04	-1.44E+06	1.78E+06	-1.38E+06	1.70E+06	-2.94E+05	3.22E+05

TASK 1/PITCH MOTION/MODEL 5514

Table P-191. Minimum and Maximum of Variables M_y^{ptot} and $(M_y^{ptot})^*$ for the Case (NFA, Task 1, Forced Pitch Motion, Model 5514 Scaled to L = 142 m, $\omega = 1.1000$ rad/s, $F_n = 0.3$)

NFA							
θ_a (°)	$\langle M_y^{ptot} \rangle$	Unfiltered M_y^{ptot}		Filtered M_y^{ptot}		Filtered $(M_y^{ptot})^*$	
	Mean (kN-m)	Min. (kN-m)	Max. (kN-m)	Min. (kN-m)	Max. (kN-m)	Min. (kN-m/°)	Max. (kN-m/°)
1.00	—	—	—	—	—	—	—
1.75	—	—	—	—	—	—	—
2.50	-3.85E+04	-7.59E+05	6.36E+05	-7.26E+05	5.98E+05	-2.75E+05	2.55E+05
3.75	-2.87E+04	-1.06E+06	9.43E+05	-1.02E+06	9.01E+05	-2.64E+05	2.48E+05
5.00	-3.22E+04	-1.33E+06	1.22E+06	-1.29E+06	1.15E+06	-2.52E+05	2.37E+05

Table P-192. Minimum and Maximum of Variables M_y^{ptot} and $(M_y^{ptot})^*$ for the Case (NSHIPMO, Task 1, Forced Pitch Motion, Model 5514 Scaled to L = 142 m, $\omega = 1.1000$ rad/s, $F_n = 0.3$)

NSHIPMO							
θ_a (°)	$\langle M_y^{ptot} \rangle$	Unfiltered M_y^{ptot}		Filtered M_y^{ptot}		Filtered $(M_y^{ptot})^*$	
	Mean (kN-m)	Min. (kN-m)	Max. (kN-m)	Min. (kN-m)	Max. (kN-m)	Min. (kN-m/°)	Max. (kN-m/°)
1.00	-1.20E+04	-3.69E+05	3.40E+05	-3.65E+05	3.36E+05	-3.53E+05	3.48E+05
1.75	1.19E+04	-6.17E+05	6.20E+05	-6.02E+05	6.12E+05	-3.51E+05	3.43E+05
2.50	6.17E+03	-8.59E+05	8.92E+05	-8.51E+05	8.74E+05	-3.43E+05	3.47E+05
3.75	-1.88E+03	-1.17E+06	1.24E+06	-1.15E+06	1.23E+06	-3.07E+05	3.28E+05
5.00	2.03E+04	-1.44E+06	1.76E+06	-1.43E+06	1.64E+06	-2.91E+05	3.24E+05

TASK 1/PITCH MOTION/MODEL 5514

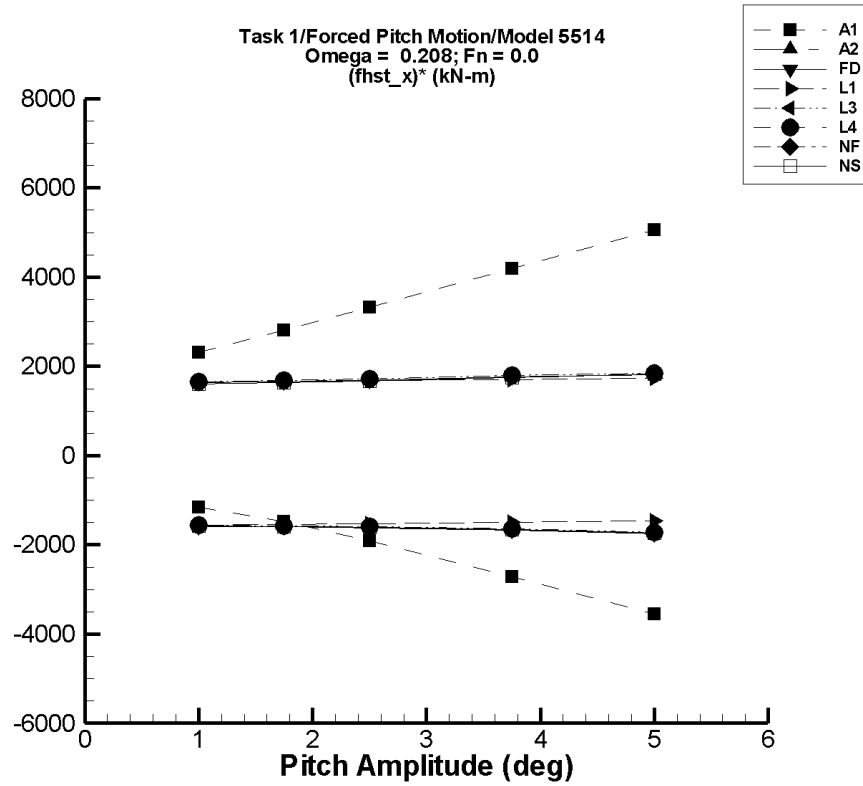


Figure P-25. Minimum and maximum of filtered $(F_x^{\text{hst}} - \langle F_x^{\text{hst}} \rangle) / \theta_a$ vs. θ_a for $\omega = 0.2079$ rad/s, $F_n = 0.0$ in the case of task 1, forced pitch motion, and Model 5514 scaled to $L = 142$ m.

TASK 1/PITCH MOTION/MODEL 5514

Table P-193. Minimum and Maximum of Variables F_x^{hst} and $(F_x^{\text{hst}})^*$ for the Case (AEGIR-1, Task 1, Forced Pitch Motion, Model 5514 Scaled to L = 142 m, $\omega = 0.2079$ rad/s, $F_n = 0.0$)

AEGIR-1							
θ_a (°)	$\langle F_x^{\text{hst}} \rangle$ Mean (kN)	Unfiltered F_x^{hst}		Filtered F_x^{hst}		Filtered $(F_x^{\text{hst}})^*$	
		Min. (kN)	Max. (kN)	Min. (kN)	Max. (kN)	Min. (kN/°)	Max. (kN/°)
1.00	699.	-463.	3.01E+03	-461.	3.00E+03	-1.16E+03	2.30E+03
1.75	2.12E+03	-463.	7.05E+03	-455.	7.04E+03	-1.47E+03	2.81E+03
2.50	4.34E+03	-463.	1.27E+04	-446.	1.27E+04	-1.91E+03	3.33E+03
3.75	9.76E+03	-463.	2.55E+04	-421.	2.55E+04	-2.72E+03	4.19E+03
5.00	1.74E+04	-463.	4.28E+04	-388.	4.27E+04	-3.56E+03	5.06E+03

Table P-194. Minimum and Maximum of Variables F_x^{hst} and $(F_x^{\text{hst}})^*$ for the Case (AEGIR-2, Task 1, Forced Pitch Motion, Model 5514 Scaled to L = 142 m, $\omega = 0.2079$ rad/s, $F_n = 0.0$)

AEGIR-2							
θ_a (°)	$\langle F_x^{\text{hst}} \rangle$ Mean (kN)	Unfiltered F_x^{hst}		Filtered F_x^{hst}		Filtered $(F_x^{\text{hst}})^*$	
		Min. (kN)	Max. (kN)	Min. (kN)	Max. (kN)	Min. (kN/°)	Max. (kN/°)
1.00	63.5	-1.53E+03	1.70E+03	-1.53E+03	1.70E+03	-1.60E+03	1.64E+03
1.75	93.0	-2.69E+03	2.99E+03	-2.69E+03	2.99E+03	-1.59E+03	1.66E+03
2.50	144.	-3.91E+03	4.35E+03	-3.91E+03	4.35E+03	-1.62E+03	1.68E+03
3.75	214.	-6.08E+03	6.79E+03	-6.08E+03	6.78E+03	-1.68E+03	1.75E+03
5.00	307.	-8.48E+03	9.38E+03	-8.47E+03	9.36E+03	-1.76E+03	1.81E+03

TASK 1/PITCH MOTION/MODEL 5514

Table P-195. Minimum and Maximum of Variables F_x^{hst} and $(F_x^{\text{hst}})^*$ for the Case (FREDYN, Task 1, Forced Pitch Motion, Model 5514 Scaled to L = 142 m, $\omega = 0.2079$ rad/s, $F_n = 0.0$)

FREDYN							
θ_a (°)	$\langle F_x^{\text{hst}} \rangle$ Mean (kN)	Unfiltered F_x^{hst}		Filtered F_x^{hst}		Filtered $(F_x^{\text{hst}})^*$	
		Min. (kN)	Max. (kN)	Min. (kN)	Max. (kN)	Min. (kN/°)	Max. (kN/°)
1.00	-2.14	-1.60E+03	1.63E+03	-1.59E+03	1.63E+03	-1.59E+03	1.63E+03
1.75	33.6	-2.77E+03	2.94E+03	-2.76E+03	2.93E+03	-1.60E+03	1.66E+03
2.50	82.5	-3.97E+03	4.31E+03	-3.96E+03	4.31E+03	-1.62E+03	1.69E+03
3.75	185.	-6.09E+03	6.80E+03	-6.08E+03	6.79E+03	-1.67E+03	1.76E+03
5.00	287.	-8.44E+03	9.38E+03	-8.43E+03	9.36E+03	-1.74E+03	1.82E+03

Table P-196. Minimum and Maximum of Variables F_x^{hst} and $(F_x^{\text{hst}})^*$ for the Case (LAMP-1, Task 1, Forced Pitch Motion, Model 5514 Scaled to L = 142 m, $\omega = 0.2079$ rad/s, $F_n = 0.0$)

LAMP-1							
θ_a (°)	$\langle F_x^{\text{hst}} \rangle$ Mean (kN)	Unfiltered F_x^{hst}		Filtered F_x^{hst}		Filtered $(F_x^{\text{hst}})^*$	
		Min. (kN)	Max. (kN)	Min. (kN)	Max. (kN)	Min. (kN/°)	Max. (kN/°)
1.00	19.4	-1.56E+03	1.64E+03	-1.56E+03	1.64E+03	-1.58E+03	1.62E+03
1.75	59.3	-2.69E+03	2.92E+03	-2.68E+03	2.92E+03	-1.57E+03	1.64E+03
2.50	121.	-3.76E+03	4.25E+03	-3.76E+03	4.24E+03	-1.55E+03	1.65E+03
3.75	272.	-5.46E+03	6.55E+03	-5.46E+03	6.55E+03	-1.53E+03	1.67E+03
5.00	483.	-7.03E+03	8.97E+03	-7.03E+03	8.96E+03	-1.50E+03	1.70E+03

TASK 1/PITCH MOTION/MODEL 5514

Table P-197. Minimum and Maximum of Variables F_x^{hst} and $(F_x^{\text{hst}})^*$ for the Case (LAMP-3, Task 1, Forced Pitch Motion, Model 5514 Scaled to L = 142 m, $\omega = 0.2079$ rad/s, $F_n = 0.0$)

LAMP-3							
θ_a (°)	$\langle F_x^{\text{hst}} \rangle$ Mean (kN)	Unfiltered F_x^{hst}		Filtered F_x^{hst}		Filtered $(F_x^{\text{hst}})^*$	
		Min. (kN)	Max. (kN)	Min. (kN)	Max. (kN)	Min. (kN/°)	Max. (kN/°)
1.00	2.69	-1.59E+03	1.63E+03	-1.59E+03	1.63E+03	-1.59E+03	1.63E+03
1.75	37.5	-2.77E+03	2.94E+03	-2.76E+03	2.94E+03	-1.60E+03	1.66E+03
2.50	85.2	-3.97E+03	4.31E+03	-3.97E+03	4.31E+03	-1.62E+03	1.69E+03
3.75	185.	-6.10E+03	6.79E+03	-6.10E+03	6.79E+03	-1.68E+03	1.76E+03
5.00	285.	-8.47E+03	9.37E+03	-8.47E+03	9.36E+03	-1.75E+03	1.82E+03

Table P-198. Minimum and Maximum of Variables F_x^{hst} and $(F_x^{\text{hst}})^*$ for the Case (LAMP-4, Task 1, Forced Pitch Motion, Model 5514 Scaled to L = 142 m, $\omega = 0.2079$ rad/s, $F_n = 0.0$)

LAMP-4							
θ_a (°)	$\langle F_x^{\text{hst}} \rangle$ Mean (kN)	Unfiltered F_x^{hst}		Filtered F_x^{hst}		Filtered $(F_x^{\text{hst}})^*$	
		Min. (kN)	Max. (kN)	Min. (kN)	Max. (kN)	Min. (kN/°)	Max. (kN/°)
1.00	2.69	-1.59E+03	1.63E+03	-1.59E+03	1.63E+03	-1.59E+03	1.63E+03
1.75	37.5	-2.77E+03	2.94E+03	-2.76E+03	2.94E+03	-1.60E+03	1.66E+03
2.50	85.2	-3.97E+03	4.31E+03	-3.97E+03	4.31E+03	-1.62E+03	1.69E+03
3.75	185.	-6.10E+03	6.79E+03	-6.10E+03	6.79E+03	-1.68E+03	1.76E+03
5.00	285.	-8.47E+03	9.37E+03	-8.47E+03	9.36E+03	-1.75E+03	1.82E+03

TASK 1/PITCH MOTION/MODEL 5514

Table P-199. Minimum and Maximum of Variables F_x^{hst} and $(F_x^{\text{hst}})^*$ for the Case (NFA, Task 1, Forced Pitch Motion, Model 5514 Scaled to L = 142 m, $\omega = 0.2079$ rad/s, $F_n = 0.0$)

NFA							
θ_a (°)	$\langle F_x^{\text{hst}} \rangle$ Mean (kN)	Unfiltered F_x^{hst}		Filtered F_x^{hst}		Filtered $(F_x^{\text{hst}})^*$	
		Min. (kN)	Max. (kN)	Min. (kN)	Max. (kN)	Min. (kN/°)	Max. (kN/°)
1.00	—	—	—	—	—	—	—
1.75	—	—	—	—	—	—	—
2.50	—	—	—	—	—	—	—
3.75	—	—	—	—	—	—	—
5.00	—	—	—	—	—	—	—

Table P-200. Minimum and Maximum of Variables F_x^{hst} and $(F_x^{\text{hst}})^*$ for the Case (NSHIPMO, Task 1, Forced Pitch Motion, Model 5514 Scaled to L = 142 m, $\omega = 0.2079$ rad/s, $F_n = 0.0$)

NSHIPMO							
θ_a (°)	$\langle F_x^{\text{hst}} \rangle$ Mean (kN)	Unfiltered F_x^{hst}		Filtered F_x^{hst}		Filtered $(F_x^{\text{hst}})^*$	
		Min. (kN)	Max. (kN)	Min. (kN)	Max. (kN)	Min. (kN/°)	Max. (kN/°)
1.00	16.4	-1.58E+03	1.64E+03	-1.56E+03	1.63E+03	-1.58E+03	1.61E+03
1.75	47.9	-2.76E+03	2.94E+03	-2.73E+03	2.91E+03	-1.59E+03	1.64E+03
2.50	90.9	-3.96E+03	4.31E+03	-3.92E+03	4.26E+03	-1.60E+03	1.67E+03
3.75	181.	-6.08E+03	6.76E+03	-6.04E+03	6.71E+03	-1.66E+03	1.74E+03
5.00	287.	-8.42E+03	9.47E+03	-8.38E+03	9.43E+03	-1.73E+03	1.83E+03

TASK 1/PITCH MOTION/MODEL 5514

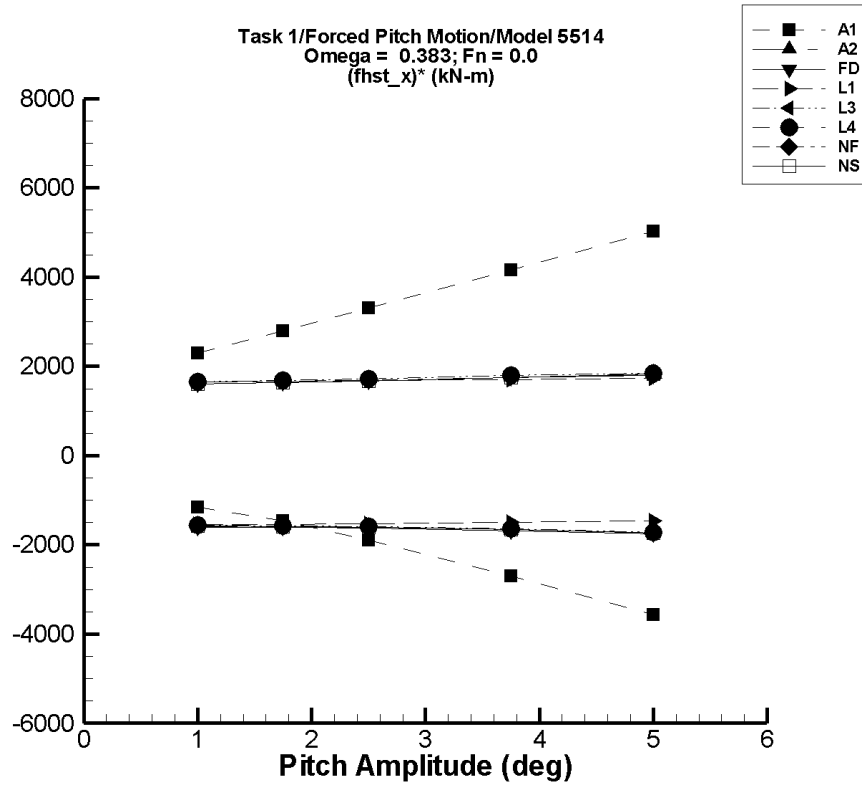


Figure P-26. Minimum and maximum of filtered $(F_x^{\text{hst}} - \langle F_x^{\text{hst}} \rangle) / \theta_a$ vs. θ_a for $\omega = 0.3831$ rad/s, $F_n = 0.0$ in the case of task 1, forced pitch motion, and Model 5514 scaled to $L = 142$ m.

TASK 1/PITCH MOTION/MODEL 5514

Table P-201. Minimum and Maximum of Variables F_x^{hst} and $(F_x^{\text{hst}})^*$ for the Case (AEGIR-1, Task 1, Forced Pitch Motion, Model 5514 Scaled to L = 142 m, $\omega = 0.3831$ rad/s, $F_n = 0.0$)

AEGIR-1							
θ_a (°)	$\langle F_x^{\text{hst}} \rangle$	Unfiltered F_x^{hst}		Filtered F_x^{hst}		Filtered $(F_x^{\text{hst}})^*$	
	Mean (kN)	Min. (kN)	Max. (kN)	Min. (kN)	Max. (kN)	Min. (kN/°)	Max. (kN/°)
1.00	699.	-463.	3.01E+03	-456.	2.99E+03	-1.16E+03	2.29E+03
1.75	2.12E+03	-463.	7.05E+03	-435.	7.01E+03	-1.46E+03	2.79E+03
2.50	4.34E+03	-463.	1.27E+04	-402.	1.26E+04	-1.90E+03	3.31E+03
3.75	9.76E+03	-463.	2.55E+04	-360.	2.54E+04	-2.70E+03	4.16E+03
5.00	1.74E+04	-463.	4.28E+04	-457.	4.25E+04	-3.57E+03	5.02E+03

Table P-202. Minimum and Maximum of Variables F_x^{hst} and $(F_x^{\text{hst}})^*$ for the Case (AEGIR-2, Task 1, Forced Pitch Motion, Model 5514 Scaled to L = 142 m, $\omega = 0.3831$ rad/s, $F_n = 0.0$)

AEGIR-2							
θ_a (°)	$\langle F_x^{\text{hst}} \rangle$	Unfiltered F_x^{hst}		Filtered F_x^{hst}		Filtered $(F_x^{\text{hst}})^*$	
	Mean (kN)	Min. (kN)	Max. (kN)	Min. (kN)	Max. (kN)	Min. (kN/°)	Max. (kN/°)
1.00	48.9	-2.51E+03	1.70E+03	-1.54E+03	1.70E+03	-1.59E+03	1.65E+03
1.75	101.	-2.69E+03	2.99E+03	-2.69E+03	2.98E+03	-1.60E+03	1.65E+03
2.50	144.	-3.91E+03	4.35E+03	-3.92E+03	4.34E+03	-1.63E+03	1.68E+03
3.75	220.	-6.08E+03	6.79E+03	-6.09E+03	6.76E+03	-1.68E+03	1.74E+03
5.00	302.	-8.48E+03	9.38E+03	-8.49E+03	9.33E+03	-1.76E+03	1.81E+03

TASK 1/PITCH MOTION/MODEL 5514

Table P-203. Minimum and Maximum of Variables F_x^{hst} and $(F_x^{\text{hst}})^*$ for the Case (FREDYN, Task 1, Forced Pitch Motion, Model 5514 Scaled to L = 142 m, $\omega = 0.3831$ rad/s, $F_n = 0.0$)

FREDYN							
θ_a (°)	$\langle F_x^{\text{hst}} \rangle$ Mean (kN)	Unfiltered F_x^{hst}		Filtered F_x^{hst}		Filtered $(F_x^{\text{hst}})^*$	
		Min. (kN)	Max. (kN)	Min. (kN)	Max. (kN)	Min. (kN/°)	Max. (kN/°)
1.00	-2.13	-1.60E+03	1.63E+03	-1.59E+03	1.62E+03	-1.59E+03	1.63E+03
1.75	33.7	-2.77E+03	2.94E+03	-2.76E+03	2.92E+03	-1.60E+03	1.65E+03
2.50	82.8	-3.97E+03	4.31E+03	-3.95E+03	4.30E+03	-1.61E+03	1.69E+03
3.75	186.	-6.09E+03	6.80E+03	-6.06E+03	6.77E+03	-1.67E+03	1.76E+03
5.00	290.	-8.44E+03	9.37E+03	-8.41E+03	9.34E+03	-1.74E+03	1.81E+03

Table P-204. Minimum and Maximum of Variables F_x^{hst} and $(F_x^{\text{hst}})^*$ for the Case (LAMP-1, Task 1, Forced Pitch Motion, Model 5514 Scaled to L = 142 m, $\omega = 0.3831$ rad/s, $F_n = 0.0$)

LAMP-1							
θ_a (°)	$\langle F_x^{\text{hst}} \rangle$ Mean (kN)	Unfiltered F_x^{hst}		Filtered F_x^{hst}		Filtered $(F_x^{\text{hst}})^*$	
		Min. (kN)	Max. (kN)	Min. (kN)	Max. (kN)	Min. (kN/°)	Max. (kN/°)
1.00	19.3	-1.56E+03	1.64E+03	-1.56E+03	1.64E+03	-1.58E+03	1.62E+03
1.75	59.3	-2.68E+03	2.92E+03	-2.68E+03	2.92E+03	-1.57E+03	1.63E+03
2.50	121.	-3.76E+03	4.25E+03	-3.76E+03	4.24E+03	-1.55E+03	1.65E+03
3.75	272.	-5.46E+03	6.55E+03	-5.45E+03	6.54E+03	-1.53E+03	1.67E+03
5.00	483.	-7.03E+03	8.97E+03	-7.03E+03	8.95E+03	-1.50E+03	1.69E+03

TASK 1/PITCH MOTION/MODEL 5514

Table P-205. Minimum and Maximum of Variables F_x^{hst} and $(F_x^{\text{hst}})^*$ for the Case (LAMP-3, Task 1, Forced Pitch Motion, Model 5514 Scaled to L = 142 m, $\omega = 0.3831$ rad/s, $F_n = 0.0$)

LAMP-3							
θ_a (°)	$\langle F_x^{\text{hst}} \rangle$ Mean (kN)	Unfiltered F_x^{hst}		Filtered F_x^{hst}		Filtered $(F_x^{\text{hst}})^*$	
		Min. (kN)	Max. (kN)	Min. (kN)	Max. (kN)	Min. (kN/°)	Max. (kN/°)
1.00	2.67	-1.59E+03	1.63E+03	-1.59E+03	1.63E+03	-1.59E+03	1.63E+03
1.75	37.4	-2.77E+03	2.94E+03	-2.76E+03	2.93E+03	-1.60E+03	1.65E+03
2.50	85.0	-3.97E+03	4.31E+03	-3.96E+03	4.31E+03	-1.62E+03	1.69E+03
3.75	185.	-6.10E+03	6.79E+03	-6.09E+03	6.78E+03	-1.67E+03	1.76E+03
5.00	283.	-8.47E+03	9.37E+03	-8.46E+03	9.35E+03	-1.75E+03	1.81E+03

Table P-206. Minimum and Maximum of Variables F_x^{hst} and $(F_x^{\text{hst}})^*$ for the Case (LAMP-4, Task 1, Forced Pitch Motion, Model 5514 Scaled to L = 142 m, $\omega = 0.3831$ rad/s, $F_n = 0.0$)

LAMP-4							
θ_a (°)	$\langle F_x^{\text{hst}} \rangle$ Mean (kN)	Unfiltered F_x^{hst}		Filtered F_x^{hst}		Filtered $(F_x^{\text{hst}})^*$	
		Min. (kN)	Max. (kN)	Min. (kN)	Max. (kN)	Min. (kN/°)	Max. (kN/°)
1.00	2.67	-1.59E+03	1.63E+03	-1.59E+03	1.63E+03	-1.59E+03	1.63E+03
1.75	37.4	-2.77E+03	2.94E+03	-2.76E+03	2.93E+03	-1.60E+03	1.65E+03
2.50	85.0	-3.97E+03	4.31E+03	-3.96E+03	4.31E+03	-1.62E+03	1.69E+03
3.75	185.	-6.10E+03	6.79E+03	-6.09E+03	6.78E+03	-1.67E+03	1.76E+03
5.00	283.	-8.47E+03	9.37E+03	-8.46E+03	9.35E+03	-1.75E+03	1.81E+03

TASK 1/PITCH MOTION/MODEL 5514

Table P-207. Minimum and Maximum of Variables F_x^{hst} and $(F_x^{\text{hst}})^*$ for the Case (NFA, Task 1, Forced Pitch Motion, Model 5514 Scaled to L = 142 m, $\omega = 0.3831$ rad/s, $F_n = 0.0$)

NFA							
θ_a (°)	$\langle F_x^{\text{hst}} \rangle$ Mean (kN)	Unfiltered F_x^{hst}		Filtered F_x^{hst}		Filtered $(F_x^{\text{hst}})^*$	
		Min. (kN)	Max. (kN)	Min. (kN)	Max. (kN)	Min. (kN/°)	Max. (kN/°)
1.00	—	—	—	—	—	—	—
1.75	—	—	—	—	—	—	—
2.50	—	—	—	—	—	—	—
3.75	—	—	—	—	—	—	—
5.00	—	—	—	—	—	—	—

Table P-208. Minimum and Maximum of Variables F_x^{hst} and $(F_x^{\text{hst}})^*$ for the Case (NSHIPMO, Task 1, Forced Pitch Motion, Model 5514 Scaled to L = 142 m, $\omega = 0.3831$ rad/s, $F_n = 0.0$)

NSHIPMO							
θ_a (°)	$\langle F_x^{\text{hst}} \rangle$ Mean (kN)	Unfiltered F_x^{hst}		Filtered F_x^{hst}		Filtered $(F_x^{\text{hst}})^*$	
		Min. (kN)	Max. (kN)	Min. (kN)	Max. (kN)	Min. (kN/°)	Max. (kN/°)
1.00	16.4	-1.58E+03	1.64E+03	-1.56E+03	1.63E+03	-1.58E+03	1.61E+03
1.75	47.9	-2.76E+03	2.94E+03	-2.73E+03	2.91E+03	-1.59E+03	1.64E+03
2.50	90.9	-3.96E+03	4.31E+03	-3.92E+03	4.26E+03	-1.60E+03	1.67E+03
3.75	181.	-6.08E+03	6.76E+03	-6.04E+03	6.71E+03	-1.66E+03	1.74E+03
5.00	287.	-8.42E+03	9.47E+03	-8.38E+03	9.43E+03	-1.73E+03	1.83E+03

TASK 1/PITCH MOTION/MODEL 5514

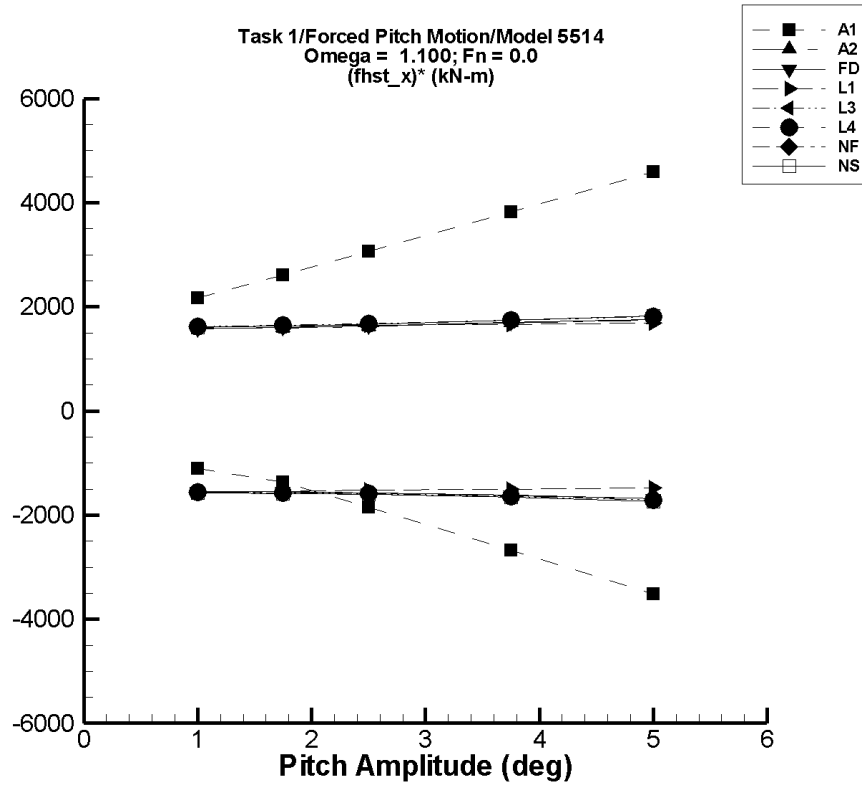


Figure P-27. Minimum and maximum of filtered $(F_x^{\text{hst}} - \langle F_x^{\text{hst}} \rangle) / \theta_a$ vs. θ_a for $\omega = 1.1000$ rad/s, $F_n = 0.0$ in the case of task 1, forced pitch motion, and Model 5514 scaled to $L = 142$ m.

TASK 1/PITCH MOTION/MODEL 5514

Table P-209. Minimum and Maximum of Variables F_x^{hst} and $(F_x^{\text{hst}})^*$ for the Case (AEGIR-1, Task 1, Forced Pitch Motion, Model 5514 Scaled to L = 142 m, $\omega = 1.1000$ rad/s, $F_n = 0.0$)

AEGIR-1							
θ_a (°)	$\langle F_x^{\text{hst}} \rangle$ Mean (kN)	Unfiltered F_x^{hst}		Filtered F_x^{hst}		Filtered $(F_x^{\text{hst}})^*$	
		Min. (kN)	Max. (kN)	Min. (kN)	Max. (kN)	Min. (kN/°)	Max. (kN/°)
1.00	699.	-462.	3.00E+03	-410.	2.87E+03	-1.11E+03	2.17E+03
1.75	2.12E+03	-463.	7.04E+03	-267.	6.70E+03	-1.37E+03	2.61E+03
2.50	4.34E+03	-463.	1.27E+04	-280.	1.20E+04	-1.85E+03	3.07E+03
3.75	9.76E+03	-462.	2.55E+04	-280.	2.41E+04	-2.68E+03	3.83E+03
5.00	1.74E+04	-462.	4.27E+04	-184.	4.04E+04	-3.52E+03	4.60E+03

Table P-210. Minimum and Maximum of Variables F_x^{hst} and $(F_x^{\text{hst}})^*$ for the Case (AEGIR-2, Task 1, Forced Pitch Motion, Model 5514 Scaled to L = 142 m, $\omega = 1.1000$ rad/s, $F_n = 0.0$)

AEGIR-2							
θ_a (°)	$\langle F_x^{\text{hst}} \rangle$ Mean (kN)	Unfiltered F_x^{hst}		Filtered F_x^{hst}		Filtered $(F_x^{\text{hst}})^*$	
		Min. (kN)	Max. (kN)	Min. (kN)	Max. (kN)	Min. (kN/°)	Max. (kN/°)
1.00	63.3	-1.53E+03	1.70E+03	-1.50E+03	1.65E+03	-1.56E+03	1.59E+03
1.75	101.	-2.69E+03	2.99E+03	-2.62E+03	2.90E+03	-1.55E+03	1.60E+03
2.50	143.	-3.91E+03	4.35E+03	-3.80E+03	4.21E+03	-1.58E+03	1.63E+03
3.75	220.	-6.08E+03	6.78E+03	-5.90E+03	6.55E+03	-1.63E+03	1.69E+03
5.00	283.	-8.47E+03	9.38E+03	-8.16E+03	9.04E+03	-1.69E+03	1.75E+03

TASK 1/PITCH MOTION/MODEL 5514

Table P-211. Minimum and Maximum of Variables F_x^{hst} and $(F_x^{\text{hst}})^*$ for the Case (FREDYN, Task 1, Forced Pitch Motion, Model 5514 Scaled to L = 142 m, $\omega = 1.1000$ rad/s, $F_n = 0.0$)

FREDYN							
θ_a (°)	$\langle F_x^{\text{hst}} \rangle$ Mean (kN)	Unfiltered F_x^{hst}		Filtered F_x^{hst}		Filtered $(F_x^{\text{hst}})^*$	
		Min. (kN)	Max. (kN)	Min. (kN)	Max. (kN)	Min. (kN/°)	Max. (kN/°)
1.00	-2.12	-1.60E+03	1.63E+03	-1.55E+03	1.58E+03	-1.55E+03	1.58E+03
1.75	33.6	-2.77E+03	2.93E+03	-2.68E+03	2.84E+03	-1.55E+03	1.60E+03
2.50	82.7	-3.97E+03	4.31E+03	-3.84E+03	4.16E+03	-1.57E+03	1.63E+03
3.75	186.	-6.09E+03	6.79E+03	-5.88E+03	6.55E+03	-1.62E+03	1.70E+03
5.00	288.	-8.44E+03	9.36E+03	-8.13E+03	9.07E+03	-1.68E+03	1.76E+03

Table P-212. Minimum and Maximum of Variables F_x^{hst} and $(F_x^{\text{hst}})^*$ for the Case (LAMP-1, Task 1, Forced Pitch Motion, Model 5514 Scaled to L = 142 m, $\omega = 1.1000$ rad/s, $F_n = 0.0$)

LAMP-1							
θ_a (°)	$\langle F_x^{\text{hst}} \rangle$ Mean (kN)	Unfiltered F_x^{hst}		Filtered F_x^{hst}		Filtered $(F_x^{\text{hst}})^*$	
		Min. (kN)	Max. (kN)	Min. (kN)	Max. (kN)	Min. (kN/°)	Max. (kN/°)
1.00	19.2	-1.56E+03	1.64E+03	-1.55E+03	1.62E+03	-1.57E+03	1.60E+03
1.75	59.0	-2.68E+03	2.92E+03	-2.66E+03	2.89E+03	-1.55E+03	1.62E+03
2.50	121.	-3.76E+03	4.24E+03	-3.72E+03	4.19E+03	-1.54E+03	1.63E+03
3.75	271.	-5.46E+03	6.55E+03	-5.40E+03	6.47E+03	-1.51E+03	1.65E+03
5.00	483.	-7.03E+03	8.96E+03	-6.96E+03	8.85E+03	-1.49E+03	1.67E+03

TASK 1/PITCH MOTION/MODEL 5514

Table P-213. Minimum and Maximum of Variables F_x^{hst} and $(F_x^{\text{hst}})^*$ for the Case (LAMP-3, Task 1, Forced Pitch Motion, Model 5514 Scaled to L = 142 m, $\omega = 1.1000$ rad/s, $F_n = 0.0$)

LAMP-3							
θ_a (°)	$\langle F_x^{\text{hst}} \rangle$ Mean (kN)	Unfiltered F_x^{hst}		Filtered F_x^{hst}		Filtered $(F_x^{\text{hst}})^*$	
		Min. (kN)	Max. (kN)	Min. (kN)	Max. (kN)	Min. (kN/°)	Max. (kN/°)
1.00	2.56	-1.59E+03	1.63E+03	-1.57E+03	1.61E+03	-1.58E+03	1.61E+03
1.75	37.2	-2.77E+03	2.94E+03	-2.73E+03	2.90E+03	-1.58E+03	1.64E+03
2.50	84.8	-3.97E+03	4.31E+03	-3.92E+03	4.26E+03	-1.60E+03	1.67E+03
3.75	185.	-6.10E+03	6.79E+03	-6.02E+03	6.70E+03	-1.66E+03	1.74E+03
5.00	284.	-8.47E+03	9.36E+03	-8.35E+03	9.26E+03	-1.73E+03	1.79E+03

Table P-214. Minimum and Maximum of Variables F_x^{hst} and $(F_x^{\text{hst}})^*$ for the Case (LAMP-4, Task 1, Forced Pitch Motion, Model 5514 Scaled to L = 142 m, $\omega = 1.1000$ rad/s, $F_n = 0.0$)

LAMP-4							
θ_a (°)	$\langle F_x^{\text{hst}} \rangle$ Mean (kN)	Unfiltered F_x^{hst}		Filtered F_x^{hst}		Filtered $(F_x^{\text{hst}})^*$	
		Min. (kN)	Max. (kN)	Min. (kN)	Max. (kN)	Min. (kN/°)	Max. (kN/°)
1.00	2.56	-1.59E+03	1.63E+03	-1.57E+03	1.61E+03	-1.58E+03	1.61E+03
1.75	37.2	-2.77E+03	2.94E+03	-2.73E+03	2.90E+03	-1.58E+03	1.64E+03
2.50	84.8	-3.97E+03	4.31E+03	-3.92E+03	4.26E+03	-1.60E+03	1.67E+03
3.75	185.	-6.10E+03	6.79E+03	-6.02E+03	6.70E+03	-1.66E+03	1.74E+03
5.00	284.	-8.47E+03	9.36E+03	-8.35E+03	9.26E+03	-1.73E+03	1.79E+03

TASK 1/PITCH MOTION/MODEL 5514

Table P-215. Minimum and Maximum of Variables F_x^{hst} and $(F_x^{\text{hst}})^*$ for the Case (NFA, Task 1, Forced Pitch Motion, Model 5514 Scaled to L = 142 m, $\omega = 1.1000$ rad/s, $F_n = 0.0$)

NFA							
θ_a (°)	$\langle F_x^{\text{hst}} \rangle$ Mean (kN)	Unfiltered F_x^{hst}		Filtered F_x^{hst}		Filtered $(F_x^{\text{hst}})^*$	
		Min. (kN)	Max. (kN)	Min. (kN)	Max. (kN)	Min. (kN/°)	Max. (kN/°)
1.00	—	—	—	—	—	—	—
1.75	—	—	—	—	—	—	—
2.50	—	—	—	—	—	—	—
3.75	—	—	—	—	—	—	—
5.00	—	—	—	—	—	—	—

Table P-216. Minimum and Maximum of Variables F_x^{hst} and $(F_x^{\text{hst}})^*$ for the Case (NSHIPMO, Task 1, Forced Pitch Motion, Model 5514 Scaled to L = 142 m, $\omega = 1.1000$ rad/s, $F_n = 0.0$)

NSHIPMO							
θ_a (°)	$\langle F_x^{\text{hst}} \rangle$ Mean (kN)	Unfiltered F_x^{hst}		Filtered F_x^{hst}		Filtered $(F_x^{\text{hst}})^*$	
		Min. (kN)	Max. (kN)	Min. (kN)	Max. (kN)	Min. (kN/°)	Max. (kN/°)
1.00	16.4	-1.58E+03	1.64E+03	-1.56E+03	1.63E+03	-1.58E+03	1.61E+03
1.75	47.9	-2.76E+03	2.94E+03	-2.73E+03	2.91E+03	-1.59E+03	1.64E+03
2.50	90.9	-3.96E+03	4.31E+03	-3.92E+03	4.26E+03	-1.60E+03	1.67E+03
3.75	181.	-6.08E+03	6.76E+03	-6.04E+03	6.71E+03	-1.66E+03	1.74E+03
5.00	287.	-8.42E+03	9.47E+03	-8.38E+03	9.43E+03	-1.73E+03	1.83E+03

TASK 1/PITCH MOTION/MODEL 5514

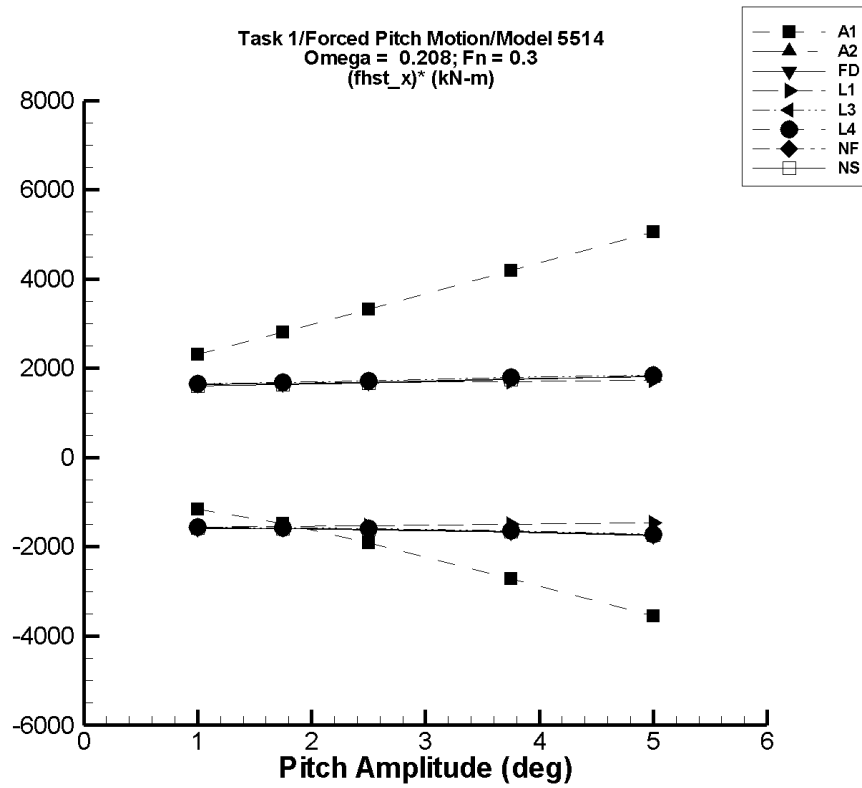


Figure P-28. Minimum and maximum of filtered $(F_x^{\text{hst}} - \langle F_x^{\text{hst}} \rangle) / \theta_a$ vs. θ_a for $\omega = 0.2079$ rad/s, $F_n = 0.3$ in the case of task 1, forced pitch motion, and Model 5514 scaled to $L = 142$ m.

TASK 1/PITCH MOTION/MODEL 5514

Table P-217. Minimum and Maximum of Variables F_x^{hst} and $(F_x^{\text{hst}})^*$ for the Case (AEGIR-1, Task 1, Forced Pitch Motion, Model 5514 Scaled to L = 142 m, $\omega = 0.2079$ rad/s, $F_n = 0.3$)

AEGIR-1							
θ_a (°)	$\langle F_x^{\text{hst}} \rangle$ Mean (kN)	Unfiltered F_x^{hst}		Filtered F_x^{hst}		Filtered $(F_x^{\text{hst}})^*$	
		Min. (kN)	Max. (kN)	Min. (kN)	Max. (kN)	Min. (kN/°)	Max. (kN/°)
1.00	699.	-463.	3.01E+03	-461.	3.00E+03	-1.16E+03	2.30E+03
1.75	2.12E+03	-463.	7.05E+03	-455.	7.04E+03	-1.47E+03	2.81E+03
2.50	4.34E+03	-463.	1.27E+04	-446.	1.27E+04	-1.91E+03	3.33E+03
3.75	9.76E+03	-463.	2.55E+04	-421.	2.55E+04	-2.72E+03	4.19E+03
5.00	1.74E+04	-463.	4.28E+04	-388.	4.27E+04	-3.56E+03	5.06E+03

Table P-218. Minimum and Maximum of Variables F_x^{hst} and $(F_x^{\text{hst}})^*$ for the Case (AEGIR-2, Task 1, Forced Pitch Motion, Model 5514 Scaled to L = 142 m, $\omega = 0.2079$ rad/s, $F_n = 0.3$)

AEGIR-2							
θ_a (°)	$\langle F_x^{\text{hst}} \rangle$ Mean (kN)	Unfiltered F_x^{hst}		Filtered F_x^{hst}		Filtered $(F_x^{\text{hst}})^*$	
		Min. (kN)	Max. (kN)	Min. (kN)	Max. (kN)	Min. (kN/°)	Max. (kN/°)
1.00	63.5	-1.53E+03	1.70E+03	-1.53E+03	1.70E+03	-1.60E+03	1.64E+03
1.75	93.0	-2.69E+03	2.99E+03	-2.69E+03	2.99E+03	-1.59E+03	1.66E+03
2.50	144.	-3.91E+03	4.35E+03	-3.91E+03	4.35E+03	-1.62E+03	1.68E+03
3.75	214.	-6.08E+03	6.79E+03	-6.08E+03	6.78E+03	-1.68E+03	1.75E+03
5.00	307.	-8.48E+03	9.38E+03	-8.47E+03	9.36E+03	-1.76E+03	1.81E+03

TASK 1/PITCH MOTION/MODEL 5514

Table P-219. Minimum and Maximum of Variables F_x^{hst} and $(F_x^{\text{hst}})^*$ for the Case (FREDYN, Task 1, Forced Pitch Motion, Model 5514 Scaled to L = 142 m, $\omega = 0.2079$ rad/s, $F_n = 0.3$)

FREDYN							
θ_a (°)	$\langle F_x^{\text{hst}} \rangle$ Mean (kN)	Unfiltered F_x^{hst}		Filtered F_x^{hst}		Filtered $(F_x^{\text{hst}})^*$	
		Min. (kN)	Max. (kN)	Min. (kN)	Max. (kN)	Min. (kN/°)	Max. (kN/°)
1.00	-2.14	-1.60E+03	1.63E+03	-1.59E+03	1.63E+03	-1.59E+03	1.63E+03
1.75	33.6	-2.77E+03	2.94E+03	-2.76E+03	2.93E+03	-1.60E+03	1.66E+03
2.50	82.5	-3.97E+03	4.31E+03	-3.96E+03	4.31E+03	-1.62E+03	1.69E+03
3.75	185.	-6.09E+03	6.80E+03	-6.08E+03	6.79E+03	-1.67E+03	1.76E+03
5.00	287.	-8.44E+03	9.38E+03	-8.43E+03	9.36E+03	-1.74E+03	1.82E+03

Table P-220. Minimum and Maximum of Variables F_x^{hst} and $(F_x^{\text{hst}})^*$ for the Case (LAMP-1, Task 1, Forced Pitch Motion, Model 5514 Scaled to L = 142 m, $\omega = 0.2079$ rad/s, $F_n = 0.3$)

LAMP-1							
θ_a (°)	$\langle F_x^{\text{hst}} \rangle$ Mean (kN)	Unfiltered F_x^{hst}		Filtered F_x^{hst}		Filtered $(F_x^{\text{hst}})^*$	
		Min. (kN)	Max. (kN)	Min. (kN)	Max. (kN)	Min. (kN/°)	Max. (kN/°)
1.00	19.4	-1.56E+03	1.64E+03	-1.56E+03	1.64E+03	-1.58E+03	1.62E+03
1.75	59.3	-2.69E+03	2.92E+03	-2.68E+03	2.92E+03	-1.57E+03	1.64E+03
2.50	121.	-3.76E+03	4.25E+03	-3.76E+03	4.24E+03	-1.55E+03	1.65E+03
3.75	272.	-5.46E+03	6.55E+03	-5.46E+03	6.55E+03	-1.53E+03	1.67E+03
5.00	483.	-7.03E+03	8.97E+03	-7.03E+03	8.96E+03	-1.50E+03	1.70E+03

TASK 1/PITCH MOTION/MODEL 5514

Table P-221. Minimum and Maximum of Variables F_x^{hst} and $(F_x^{\text{hst}})^*$ for the Case (LAMP-3, Task 1, Forced Pitch Motion, Model 5514 Scaled to L = 142 m, $\omega = 0.2079$ rad/s, $F_n = 0.3$)

LAMP-3							
θ_a (°)	$\langle F_x^{\text{hst}} \rangle$ Mean (kN)	Unfiltered F_x^{hst}		Filtered F_x^{hst}		Filtered $(F_x^{\text{hst}})^*$	
		Min. (kN)	Max. (kN)	Min. (kN)	Max. (kN)	Min. (kN/°)	Max. (kN/°)
1.00	2.69	-1.59E+03	1.63E+03	-1.59E+03	1.63E+03	-1.59E+03	1.63E+03
1.75	37.5	-2.77E+03	2.94E+03	-2.76E+03	2.94E+03	-1.60E+03	1.66E+03
2.50	85.2	-3.97E+03	4.31E+03	-3.97E+03	4.31E+03	-1.62E+03	1.69E+03
3.75	185.	-6.10E+03	6.79E+03	-6.10E+03	6.79E+03	-1.68E+03	1.76E+03
5.00	285.	-8.47E+03	9.37E+03	-8.47E+03	9.36E+03	-1.75E+03	1.82E+03

Table P-222. Minimum and Maximum of Variables F_x^{hst} and $(F_x^{\text{hst}})^*$ for the Case (LAMP-4, Task 1, Forced Pitch Motion, Model 5514 Scaled to L = 142 m, $\omega = 0.2079$ rad/s, $F_n = 0.3$)

LAMP-4							
θ_a (°)	$\langle F_x^{\text{hst}} \rangle$ Mean (kN)	Unfiltered F_x^{hst}		Filtered F_x^{hst}		Filtered $(F_x^{\text{hst}})^*$	
		Min. (kN)	Max. (kN)	Min. (kN)	Max. (kN)	Min. (kN/°)	Max. (kN/°)
1.00	2.69	-1.59E+03	1.63E+03	-1.59E+03	1.63E+03	-1.59E+03	1.63E+03
1.75	37.5	-2.77E+03	2.94E+03	-2.76E+03	2.94E+03	-1.60E+03	1.66E+03
2.50	85.2	-3.97E+03	4.31E+03	-3.97E+03	4.31E+03	-1.62E+03	1.69E+03
3.75	185.	-6.10E+03	6.79E+03	-6.10E+03	6.79E+03	-1.68E+03	1.76E+03
5.00	285.	-8.47E+03	9.37E+03	-8.47E+03	9.36E+03	-1.75E+03	1.82E+03

TASK 1/PITCH MOTION/MODEL 5514

Table P-223. Minimum and Maximum of Variables F_x^{hst} and $(F_x^{\text{hst}})^*$ for the Case (NFA, Task 1, Forced Pitch Motion, Model 5514 Scaled to L = 142 m, $\omega = 0.2079$ rad/s, $F_n = 0.3$)

NFA							
θ_a (°)	$\langle F_x^{\text{hst}} \rangle$ Mean (kN)	Unfiltered F_x^{hst}		Filtered F_x^{hst}		Filtered $(F_x^{\text{hst}})^*$	
		Min. (kN)	Max. (kN)	Min. (kN)	Max. (kN)	Min. (kN/°)	Max. (kN/°)
1.00	—	—	—	—	—	—	—
1.75	—	—	—	—	—	—	—
2.50	—	—	—	—	—	—	—
3.75	—	—	—	—	—	—	—
5.00	—	—	—	—	—	—	—

Table P-224. Minimum and Maximum of Variables F_x^{hst} and $(F_x^{\text{hst}})^*$ for the Case (NSHIPMO, Task 1, Forced Pitch Motion, Model 5514 Scaled to L = 142 m, $\omega = 0.2079$ rad/s, $F_n = 0.3$)

NSHIPMO							
θ_a (°)	$\langle F_x^{\text{hst}} \rangle$ Mean (kN)	Unfiltered F_x^{hst}		Filtered F_x^{hst}		Filtered $(F_x^{\text{hst}})^*$	
		Min. (kN)	Max. (kN)	Min. (kN)	Max. (kN)	Min. (kN/°)	Max. (kN/°)
1.00	16.4	-1.58E+03	1.64E+03	-1.56E+03	1.63E+03	-1.58E+03	1.61E+03
1.75	47.9	-2.76E+03	2.94E+03	-2.73E+03	2.91E+03	-1.59E+03	1.64E+03
2.50	90.9	-3.96E+03	4.31E+03	-3.92E+03	4.26E+03	-1.60E+03	1.67E+03
3.75	181.	-6.08E+03	6.76E+03	-6.04E+03	6.71E+03	-1.66E+03	1.74E+03
5.00	287.	-8.42E+03	9.47E+03	-8.38E+03	9.43E+03	-1.73E+03	1.83E+03

TASK 1/PITCH MOTION/MODEL 5514

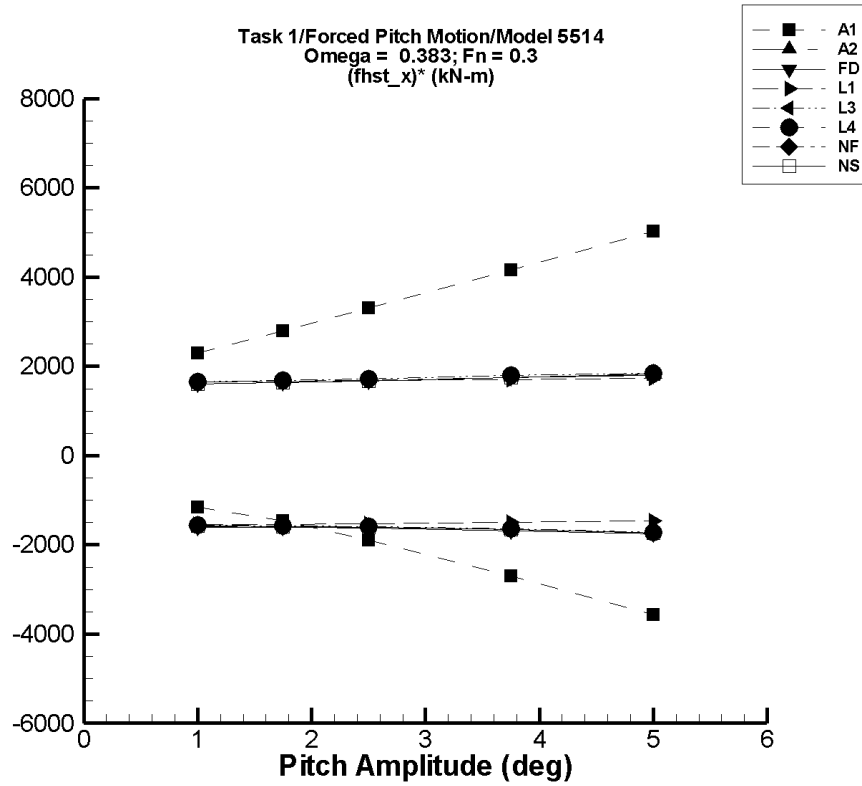


Figure P-29. Minimum and maximum of filtered $(F_x^{\text{hst}} - \langle F_x^{\text{hst}} \rangle) / \theta_a$ vs. θ_a for $\omega = 0.3831$ rad/s, $F_n = 0.3$ in the case of task 1, forced pitch motion, and Model 5514 scaled to $L = 142$ m.

TASK 1/PITCH MOTION/MODEL 5514

Table P-225. Minimum and Maximum of Variables F_x^{hst} and $(F_x^{\text{hst}})^*$ for the Case (AEGIR-1, Task 1, Forced Pitch Motion, Model 5514 Scaled to L = 142 m, $\omega = 0.3831$ rad/s, $F_n = 0.3$)

AEGIR-1							
θ_a (°)	$\langle F_x^{\text{hst}} \rangle$	Unfiltered F_x^{hst}		Filtered F_x^{hst}		Filtered $(F_x^{\text{hst}})^*$	
	Mean (kN)	Min. (kN)	Max. (kN)	Min. (kN)	Max. (kN)	Min. (kN/°)	Max. (kN/°)
1.00	699.	-463.	3.01E+03	-456.	2.99E+03	-1.16E+03	2.29E+03
1.75	2.12E+03	-463.	7.05E+03	-435.	7.01E+03	-1.46E+03	2.79E+03
2.50	4.34E+03	-463.	1.27E+04	-402.	1.26E+04	-1.90E+03	3.31E+03
3.75	9.76E+03	-463.	2.55E+04	-360.	2.54E+04	-2.70E+03	4.16E+03
5.00	1.74E+04	-463.	4.28E+04	-457.	4.25E+04	-3.57E+03	5.02E+03

Table P-226. Minimum and Maximum of Variables F_x^{hst} and $(F_x^{\text{hst}})^*$ for the Case (AEGIR-2, Task 1, Forced Pitch Motion, Model 5514 Scaled to L = 142 m, $\omega = 0.3831$ rad/s, $F_n = 0.3$)

AEGIR-2							
θ_a (°)	$\langle F_x^{\text{hst}} \rangle$	Unfiltered F_x^{hst}		Filtered F_x^{hst}		Filtered $(F_x^{\text{hst}})^*$	
	Mean (kN)	Min. (kN)	Max. (kN)	Min. (kN)	Max. (kN)	Min. (kN/°)	Max. (kN/°)
1.00	48.9	-2.51E+03	1.70E+03	-1.54E+03	1.70E+03	-1.59E+03	1.65E+03
1.75	101.	-2.69E+03	2.99E+03	-2.69E+03	2.98E+03	-1.60E+03	1.65E+03
2.50	144.	-3.91E+03	4.35E+03	-3.92E+03	4.34E+03	-1.63E+03	1.68E+03
3.75	220.	-6.08E+03	6.79E+03	-6.09E+03	6.76E+03	-1.68E+03	1.74E+03
5.00	302.	-8.48E+03	9.38E+03	-8.49E+03	9.33E+03	-1.76E+03	1.81E+03

TASK 1/PITCH MOTION/MODEL 5514

Table P-227. Minimum and Maximum of Variables F_x^{hst} and $(F_x^{\text{hst}})^*$ for the Case (FREDYN, Task 1, Forced Pitch Motion, Model 5514 Scaled to L = 142 m, $\omega = 0.3831$ rad/s, $F_n = 0.3$)

FREDYN							
θ_a (°)	$\langle F_x^{\text{hst}} \rangle$ Mean (kN)	Unfiltered F_x^{hst}		Filtered F_x^{hst}		Filtered $(F_x^{\text{hst}})^*$	
		Min. (kN)	Max. (kN)	Min. (kN)	Max. (kN)	Min. (kN/°)	Max. (kN/°)
1.00	-2.13	-1.60E+03	1.63E+03	-1.59E+03	1.62E+03	-1.59E+03	1.63E+03
1.75	33.7	-2.77E+03	2.94E+03	-2.76E+03	2.92E+03	-1.60E+03	1.65E+03
2.50	82.8	-3.97E+03	4.31E+03	-3.95E+03	4.30E+03	-1.61E+03	1.69E+03
3.75	186.	-6.09E+03	6.80E+03	-6.06E+03	6.77E+03	-1.67E+03	1.76E+03
5.00	290.	-8.44E+03	9.37E+03	-8.41E+03	9.34E+03	-1.74E+03	1.81E+03

Table P-228. Minimum and Maximum of Variables F_x^{hst} and $(F_x^{\text{hst}})^*$ for the Case (LAMP-1, Task 1, Forced Pitch Motion, Model 5514 Scaled to L = 142 m, $\omega = 0.3831$ rad/s, $F_n = 0.3$)

LAMP-1							
θ_a (°)	$\langle F_x^{\text{hst}} \rangle$ Mean (kN)	Unfiltered F_x^{hst}		Filtered F_x^{hst}		Filtered $(F_x^{\text{hst}})^*$	
		Min. (kN)	Max. (kN)	Min. (kN)	Max. (kN)	Min. (kN/°)	Max. (kN/°)
1.00	19.3	-1.56E+03	1.64E+03	-1.56E+03	1.64E+03	-1.58E+03	1.62E+03
1.75	59.3	-2.68E+03	2.92E+03	-2.68E+03	2.92E+03	-1.57E+03	1.63E+03
2.50	121.	-3.76E+03	4.25E+03	-3.76E+03	4.24E+03	-1.55E+03	1.65E+03
3.75	272.	-5.46E+03	6.55E+03	-5.45E+03	6.54E+03	-1.53E+03	1.67E+03
5.00	483.	-7.03E+03	8.97E+03	-7.03E+03	8.95E+03	-1.50E+03	1.69E+03

TASK 1/PITCH MOTION/MODEL 5514

Table P-229. Minimum and Maximum of Variables F_x^{hst} and $(F_x^{\text{hst}})^*$ for the Case (LAMP-3, Task 1, Forced Pitch Motion, Model 5514 Scaled to L = 142 m, $\omega = 0.3831$ rad/s, $F_n = 0.3$)

LAMP-3							
θ_a (°)	$\langle F_x^{\text{hst}} \rangle$ Mean (kN)	Unfiltered F_x^{hst}		Filtered F_x^{hst}		Filtered $(F_x^{\text{hst}})^*$	
		Min. (kN)	Max. (kN)	Min. (kN)	Max. (kN)	Min. (kN/°)	Max. (kN/°)
1.00	2.67	-1.59E+03	1.63E+03	-1.59E+03	1.63E+03	-1.59E+03	1.63E+03
1.75	37.4	-2.77E+03	2.94E+03	-2.76E+03	2.93E+03	-1.60E+03	1.65E+03
2.50	85.0	-3.97E+03	4.31E+03	-3.96E+03	4.31E+03	-1.62E+03	1.69E+03
3.75	185.	-6.10E+03	6.79E+03	-6.09E+03	6.78E+03	-1.67E+03	1.76E+03
5.00	283.	-8.47E+03	9.37E+03	-8.46E+03	9.35E+03	-1.75E+03	1.81E+03

Table P-230. Minimum and Maximum of Variables F_x^{hst} and $(F_x^{\text{hst}})^*$ for the Case (LAMP-4, Task 1, Forced Pitch Motion, Model 5514 Scaled to L = 142 m, $\omega = 0.3831$ rad/s, $F_n = 0.3$)

LAMP-4							
θ_a (°)	$\langle F_x^{\text{hst}} \rangle$ Mean (kN)	Unfiltered F_x^{hst}		Filtered F_x^{hst}		Filtered $(F_x^{\text{hst}})^*$	
		Min. (kN)	Max. (kN)	Min. (kN)	Max. (kN)	Min. (kN/°)	Max. (kN/°)
1.00	2.67	-1.59E+03	1.63E+03	-1.59E+03	1.63E+03	-1.59E+03	1.63E+03
1.75	37.4	-2.77E+03	2.94E+03	-2.76E+03	2.93E+03	-1.60E+03	1.65E+03
2.50	85.0	-3.97E+03	4.31E+03	-3.96E+03	4.31E+03	-1.62E+03	1.69E+03
3.75	185.	-6.10E+03	6.79E+03	-6.09E+03	6.78E+03	-1.67E+03	1.76E+03
5.00	283.	-8.47E+03	9.37E+03	-8.46E+03	9.35E+03	-1.75E+03	1.81E+03

TASK 1/PITCH MOTION/MODEL 5514

Table P-231. Minimum and Maximum of Variables F_x^{hst} and $(F_x^{\text{hst}})^*$ for the Case (NFA, Task 1, Forced Pitch Motion, Model 5514 Scaled to L = 142 m, $\omega = 0.3831$ rad/s, $F_n = 0.3$)

NFA							
θ_a (°)	$\langle F_x^{\text{hst}} \rangle$ Mean (kN)	Unfiltered F_x^{hst}		Filtered F_x^{hst}		Filtered $(F_x^{\text{hst}})^*$	
		Min. (kN)	Max. (kN)	Min. (kN)	Max. (kN)	Min. (kN/°)	Max. (kN/°)
1.00	—	—	—	—	—	—	—
1.75	—	—	—	—	—	—	—
2.50	—	—	—	—	—	—	—
3.75	—	—	—	—	—	—	—
5.00	—	—	—	—	—	—	—

Table P-232. Minimum and Maximum of Variables F_x^{hst} and $(F_x^{\text{hst}})^*$ for the Case (NSHIPMO, Task 1, Forced Pitch Motion, Model 5514 Scaled to L = 142 m, $\omega = 0.3831$ rad/s, $F_n = 0.3$)

NSHIPMO							
θ_a (°)	$\langle F_x^{\text{hst}} \rangle$ Mean (kN)	Unfiltered F_x^{hst}		Filtered F_x^{hst}		Filtered $(F_x^{\text{hst}})^*$	
		Min. (kN)	Max. (kN)	Min. (kN)	Max. (kN)	Min. (kN/°)	Max. (kN/°)
1.00	16.4	-1.58E+03	1.64E+03	-1.56E+03	1.63E+03	-1.58E+03	1.61E+03
1.75	47.9	-2.76E+03	2.94E+03	-2.73E+03	2.91E+03	-1.59E+03	1.64E+03
2.50	90.9	-3.96E+03	4.31E+03	-3.92E+03	4.26E+03	-1.60E+03	1.67E+03
3.75	181.	-6.08E+03	6.76E+03	-6.04E+03	6.71E+03	-1.66E+03	1.74E+03
5.00	287.	-8.42E+03	9.47E+03	-8.38E+03	9.43E+03	-1.73E+03	1.83E+03

TASK 1/PITCH MOTION/MODEL 5514

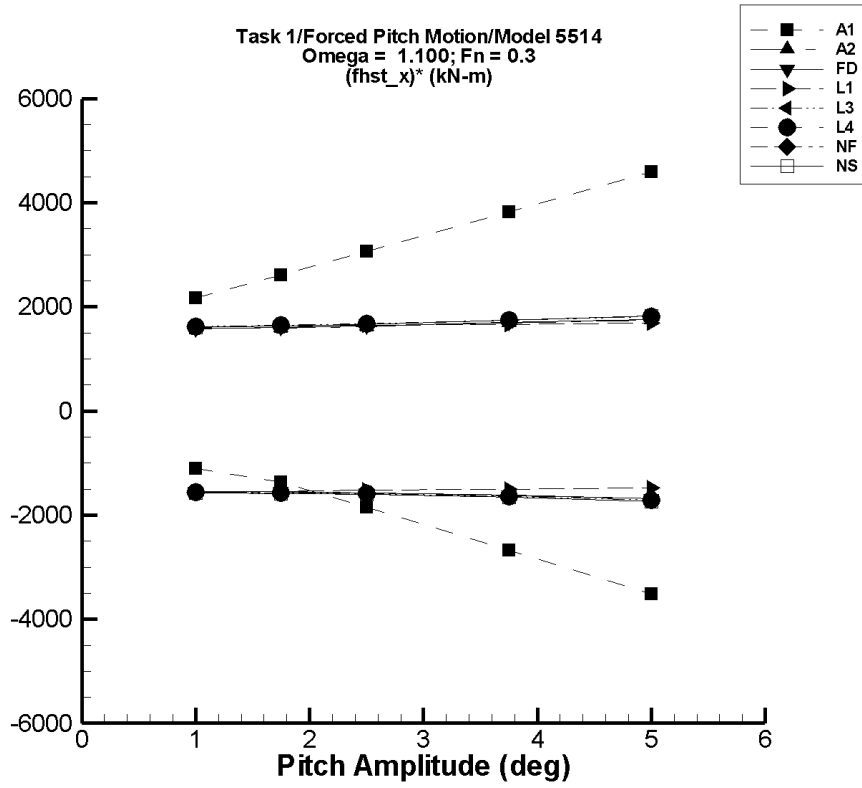


Figure P-30. Minimum and maximum of filtered $(F_x^{\text{hst}} - \langle F_x^{\text{hst}} \rangle) / \theta_a$ vs. θ_a for $\omega = 1.1000$ rad/s, $F_n = 0.3$ in the case of task 1, forced pitch motion, and Model 5514 scaled to $L = 142$ m.

TASK 1/PITCH MOTION/MODEL 5514

Table P-233. Minimum and Maximum of Variables F_x^{hst} and $(F_x^{\text{hst}})^*$ for the Case (AEGIR-1, Task 1, Forced Pitch Motion, Model 5514 Scaled to L = 142 m, $\omega = 1.1000$ rad/s, $F_n = 0.3$)

AEGIR-1							
θ_a (°)	$\langle F_x^{\text{hst}} \rangle$ Mean (kN)	Unfiltered F_x^{hst}		Filtered F_x^{hst}		Filtered $(F_x^{\text{hst}})^*$	
		Min. (kN)	Max. (kN)	Min. (kN)	Max. (kN)	Min. (kN/°)	Max. (kN/°)
1.00	699.	-462.	3.00E+03	-410.	2.87E+03	-1.11E+03	2.17E+03
1.75	2.12E+03	-463.	7.04E+03	-267.	6.70E+03	-1.37E+03	2.61E+03
2.50	4.34E+03	-463.	1.27E+04	-280.	1.20E+04	-1.85E+03	3.07E+03
3.75	9.76E+03	-462.	2.55E+04	-280.	2.41E+04	-2.68E+03	3.83E+03
5.00	1.74E+04	-462.	4.27E+04	-184.	4.04E+04	-3.52E+03	4.60E+03

Table P-234. Minimum and Maximum of Variables F_x^{hst} and $(F_x^{\text{hst}})^*$ for the Case (AEGIR-2, Task 1, Forced Pitch Motion, Model 5514 Scaled to L = 142 m, $\omega = 1.1000$ rad/s, $F_n = 0.3$)

AEGIR-2							
θ_a (°)	$\langle F_x^{\text{hst}} \rangle$ Mean (kN)	Unfiltered F_x^{hst}		Filtered F_x^{hst}		Filtered $(F_x^{\text{hst}})^*$	
		Min. (kN)	Max. (kN)	Min. (kN)	Max. (kN)	Min. (kN/°)	Max. (kN/°)
1.00	63.3	-1.53E+03	1.70E+03	-1.50E+03	1.65E+03	-1.56E+03	1.59E+03
1.75	101.	-2.69E+03	2.99E+03	-2.62E+03	2.90E+03	-1.55E+03	1.60E+03
2.50	143.	-3.91E+03	4.35E+03	-3.80E+03	4.21E+03	-1.58E+03	1.63E+03
3.75	220.	-6.08E+03	6.78E+03	-5.90E+03	6.55E+03	-1.63E+03	1.69E+03
5.00	283.	-8.47E+03	9.38E+03	-8.16E+03	9.04E+03	-1.69E+03	1.75E+03

Table P-235. Minimum and Maximum of Variables F_x^{hst} and $(F_x^{\text{hst}})^*$ for the Case (FREDYN, Task 1, Forced Pitch Motion, Model 5514 Scaled to L = 142 m, $\omega = 1.1000$ rad/s, $F_n = 0.3$)

FREDYN							
θ_a (°)	$\langle F_x^{\text{hst}} \rangle$ Mean (kN)	Unfiltered F_x^{hst}		Filtered F_x^{hst}		Filtered $(F_x^{\text{hst}})^*$	
		Min. (kN)	Max. (kN)	Min. (kN)	Max. (kN)	Min. (kN/°)	Max. (kN/°)
1.00	-2.12	-1.60E+03	1.63E+03	-1.55E+03	1.58E+03	-1.55E+03	1.58E+03
1.75	33.6	-2.77E+03	2.93E+03	-2.68E+03	2.84E+03	-1.55E+03	1.60E+03
2.50	82.7	-3.97E+03	4.31E+03	-3.84E+03	4.16E+03	-1.57E+03	1.63E+03
3.75	186.	-6.09E+03	6.79E+03	-5.88E+03	6.55E+03	-1.62E+03	1.70E+03
5.00	288.	-8.44E+03	9.36E+03	-8.13E+03	9.07E+03	-1.68E+03	1.76E+03

Table P-236. Minimum and Maximum of Variables F_x^{hst} and $(F_x^{\text{hst}})^*$ for the Case (LAMP-1, Task 1, Forced Pitch Motion, Model 5514 Scaled to L = 142 m, $\omega = 1.1000$ rad/s, $F_n = 0.3$)

LAMP-1							
θ_a (°)	$\langle F_x^{\text{hst}} \rangle$ Mean (kN)	Unfiltered F_x^{hst}		Filtered F_x^{hst}		Filtered $(F_x^{\text{hst}})^*$	
		Min. (kN)	Max. (kN)	Min. (kN)	Max. (kN)	Min. (kN/°)	Max. (kN/°)
1.00	19.2	-1.56E+03	1.64E+03	-1.55E+03	1.62E+03	-1.57E+03	1.60E+03
1.75	59.0	-2.68E+03	2.92E+03	-2.66E+03	2.89E+03	-1.55E+03	1.62E+03
2.50	121.	-3.76E+03	4.24E+03	-3.72E+03	4.19E+03	-1.54E+03	1.63E+03
3.75	271.	-5.46E+03	6.55E+03	-5.40E+03	6.47E+03	-1.51E+03	1.65E+03
5.00	483.	-7.03E+03	8.96E+03	-6.96E+03	8.85E+03	-1.49E+03	1.67E+03

TASK 1/PITCH MOTION/MODEL 5514

Table P-237. Minimum and Maximum of Variables F_x^{hst} and $(F_x^{\text{hst}})^*$ for the Case (LAMP-3, Task 1, Forced Pitch Motion, Model 5514 Scaled to L = 142 m, $\omega = 1.1000$ rad/s, $F_n = 0.3$)

LAMP-3							
θ_a (°)	$\langle F_x^{\text{hst}} \rangle$ Mean (kN)	Unfiltered F_x^{hst}		Filtered F_x^{hst}		Filtered $(F_x^{\text{hst}})^*$	
		Min. (kN)	Max. (kN)	Min. (kN)	Max. (kN)	Min. (kN/°)	Max. (kN/°)
1.00	2.56	-1.59E+03	1.63E+03	-1.57E+03	1.61E+03	-1.58E+03	1.61E+03
1.75	37.2	-2.77E+03	2.94E+03	-2.73E+03	2.90E+03	-1.58E+03	1.64E+03
2.50	84.8	-3.97E+03	4.31E+03	-3.92E+03	4.26E+03	-1.60E+03	1.67E+03
3.75	185.	-6.10E+03	6.79E+03	-6.02E+03	6.70E+03	-1.66E+03	1.74E+03
5.00	284.	-8.47E+03	9.36E+03	-8.35E+03	9.26E+03	-1.73E+03	1.79E+03

Table P-238. Minimum and Maximum of Variables F_x^{hst} and $(F_x^{\text{hst}})^*$ for the Case (LAMP-4, Task 1, Forced Pitch Motion, Model 5514 Scaled to L = 142 m, $\omega = 1.1000$ rad/s, $F_n = 0.3$)

LAMP-4							
θ_a (°)	$\langle F_x^{\text{hst}} \rangle$ Mean (kN)	Unfiltered F_x^{hst}		Filtered F_x^{hst}		Filtered $(F_x^{\text{hst}})^*$	
		Min. (kN)	Max. (kN)	Min. (kN)	Max. (kN)	Min. (kN/°)	Max. (kN/°)
1.00	2.56	-1.59E+03	1.63E+03	-1.57E+03	1.61E+03	-1.58E+03	1.61E+03
1.75	37.2	-2.77E+03	2.94E+03	-2.73E+03	2.90E+03	-1.58E+03	1.64E+03
2.50	84.8	-3.97E+03	4.31E+03	-3.92E+03	4.26E+03	-1.60E+03	1.67E+03
3.75	185.	-6.10E+03	6.79E+03	-6.02E+03	6.70E+03	-1.66E+03	1.74E+03
5.00	284.	-8.47E+03	9.36E+03	-8.35E+03	9.26E+03	-1.73E+03	1.79E+03

TASK 1/PITCH MOTION/MODEL 5514

Table P-239. Minimum and Maximum of Variables F_x^{hst} and $(F_x^{\text{hst}})^*$ for the Case (NFA, Task 1, Forced Pitch Motion, Model 5514 Scaled to L = 142 m, $\omega = 1.1000$ rad/s, $F_n = 0.3$)

NFA							
θ_a (°)	$\langle F_x^{\text{hst}} \rangle$ Mean (kN)	Unfiltered F_x^{hst}		Filtered F_x^{hst}		Filtered $(F_x^{\text{hst}})^*$	
		Min. (kN)	Max. (kN)	Min. (kN)	Max. (kN)	Min. (kN/°)	Max. (kN/°)
1.00	—	—	—	—	—	—	—
1.75	—	—	—	—	—	—	—
2.50	—	—	—	—	—	—	—
3.75	—	—	—	—	—	—	—
5.00	—	—	—	—	—	—	—

Table P-240. Minimum and Maximum of Variables F_x^{hst} and $(F_x^{\text{hst}})^*$ for the Case (NSHIPMO, Task 1, Forced Pitch Motion, Model 5514 Scaled to L = 142 m, $\omega = 1.1000$ rad/s, $F_n = 0.3$)

NSHIPMO							
θ_a (°)	$\langle F_x^{\text{hst}} \rangle$ Mean (kN)	Unfiltered F_x^{hst}		Filtered F_x^{hst}		Filtered $(F_x^{\text{hst}})^*$	
		Min. (kN)	Max. (kN)	Min. (kN)	Max. (kN)	Min. (kN/°)	Max. (kN/°)
1.00	16.4	-1.58E+03	1.64E+03	-1.56E+03	1.63E+03	-1.58E+03	1.61E+03
1.75	47.9	-2.76E+03	2.94E+03	-2.73E+03	2.91E+03	-1.59E+03	1.64E+03
2.50	90.9	-3.96E+03	4.31E+03	-3.92E+03	4.26E+03	-1.60E+03	1.67E+03
3.75	181.	-6.08E+03	6.76E+03	-6.04E+03	6.71E+03	-1.66E+03	1.74E+03
5.00	287.	-8.42E+03	9.47E+03	-8.38E+03	9.43E+03	-1.73E+03	1.83E+03

TASK 1/PITCH MOTION/MODEL 5514

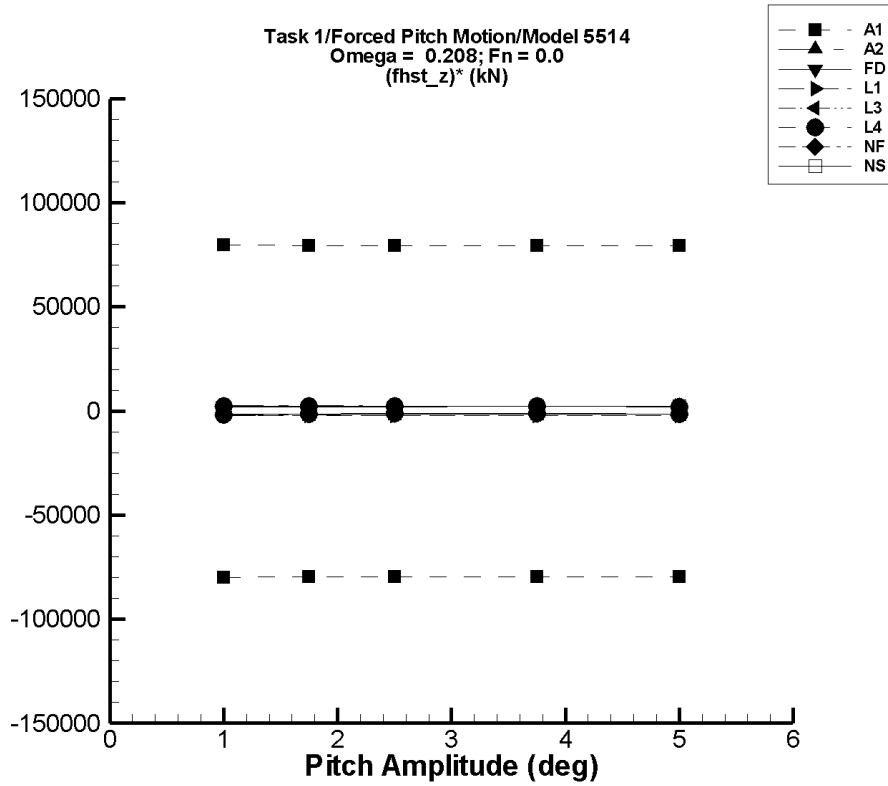


Figure P-31. Minimum and maximum of filtered $(F_z^{\text{hst}} - \langle F_z^{\text{hst}} \rangle) / \theta_a$ vs. θ_a for $\omega = 0.2079$ rad/s, $F_n = 0.0$ in the case of task 1, forced pitch motion, and Model 5514 scaled to $L = 142$ m.

TASK 1/PITCH MOTION/MODEL 5514

Table P-241. Minimum and Maximum of Variables F_z^{hst} and $(F_z^{\text{hst}})^*$ for the Case (AEGIR-1, Task 1, Forced Pitch Motion, Model 5514 Scaled to L = 142 m, $\omega = 0.2079$ rad/s, $F_n = 0.0$)

AEGIR-1							
θ_α (°)	$\langle F_z^{\text{hst}} \rangle$ Mean (kN)	Unfiltered F_z^{hst}		Filtered F_z^{hst}		Filtered $(F_z^{\text{hst}})^*$	
		Min. (kN)	Max. (kN)	Min. (kN)	Max. (kN)	Min. (kN/°)	Max. (kN/°)
1.00	9.20E+04	1.20E+04	1.72E+05	1.20E+04	1.72E+05	-7.99E+04	7.98E+04
1.75	9.19E+04	-4.73E+04	2.31E+05	-4.74E+04	2.31E+05	-7.96E+04	7.95E+04
2.50	9.19E+04	-1.07E+05	2.91E+05	-1.07E+05	2.91E+05	-7.96E+04	7.95E+04
3.75	9.19E+04	-2.06E+05	3.90E+05	-2.06E+05	3.90E+05	-7.95E+04	7.94E+04
5.00	9.18E+04	-3.06E+05	4.89E+05	-3.06E+05	4.88E+05	-7.95E+04	7.93E+04

Table P-242. Minimum and Maximum of Variables F_z^{hst} and $(F_z^{\text{hst}})^*$ for the Case (AEGIR-2, Task 1, Forced Pitch Motion, Model 5514 Scaled to L = 142 m, $\omega = 0.2079$ rad/s, $F_n = 0.0$)

AEGIR-2							
θ_α (°)	$\langle F_z^{\text{hst}} \rangle$ Mean (kN)	Unfiltered F_z^{hst}		Filtered F_z^{hst}		Filtered $(F_z^{\text{hst}})^*$	
		Min. (kN)	Max. (kN)	Min. (kN)	Max. (kN)	Min. (kN/°)	Max. (kN/°)
1.00	9.21E+04	8.98E+04	9.47E+04	8.98E+04	9.47E+04	-2.33E+03	2.63E+03
1.75	9.26E+04	8.95E+04	9.69E+04	8.95E+04	9.69E+04	-1.73E+03	2.49E+03
2.50	9.34E+04	8.95E+04	9.92E+04	8.95E+04	9.92E+04	-1.54E+03	2.34E+03
3.75	9.53E+04	8.95E+04	1.04E+05	8.96E+04	1.04E+05	-1.53E+03	2.27E+03
5.00	9.75E+04	8.95E+04	1.08E+05	8.96E+04	1.08E+05	-1.59E+03	2.00E+03

TASK 1/PITCH MOTION/MODEL 5514

Table P-243. Minimum and Maximum of Variables F_z^{hst} and $(F_z^{\text{hst}})^*$ for the Case (FREDYN, Task 1, Forced Pitch Motion, Model 5514 Scaled to L = 142 m, $\omega = 0.2079$ rad/s, $F_n = 0.0$)

FREDYN							
θ_a (°)	$\langle F_z^{\text{hst}} \rangle$ Mean (kN)	Unfiltered F_z^{hst}		Filtered F_z^{hst}		Filtered $(F_z^{\text{hst}})^*$	
		Min. (kN)	Max. (kN)	Min. (kN)	Max. (kN)	Min. (kN/°)	Max. (kN/°)
1.00	9.22E+04	9.02E+04	9.46E+04	9.02E+04	9.46E+04	-1.97E+03	2.36E+03
1.75	9.27E+04	8.99E+04	9.68E+04	8.99E+04	9.68E+04	-1.56E+03	2.36E+03
2.50	9.34E+04	8.99E+04	9.93E+04	8.99E+04	9.93E+04	-1.39E+03	2.35E+03
3.75	9.52E+04	8.99E+04	1.04E+05	8.99E+04	1.04E+05	-1.39E+03	2.36E+03
5.00	9.73E+04	8.99E+04	1.07E+05	9.00E+04	1.07E+05	-1.46E+03	2.02E+03

Table P-244. Minimum and Maximum of Variables F_z^{hst} and $(F_z^{\text{hst}})^*$ for the Case (LAMP-1, Task 1, Forced Pitch Motion, Model 5514 Scaled to L = 142 m, $\omega = 0.2079$ rad/s, $F_n = 0.0$)

LAMP-1							
θ_a (°)	$\langle F_z^{\text{hst}} \rangle$ Mean (kN)	Unfiltered F_z^{hst}		Filtered F_z^{hst}		Filtered $(F_z^{\text{hst}})^*$	
		Min. (kN)	Max. (kN)	Min. (kN)	Max. (kN)	Min. (kN/°)	Max. (kN/°)
1.00	9.18E+04	8.96E+04	9.40E+04	8.96E+04	9.40E+04	-2.22E+03	2.21E+03
1.75	9.18E+04	8.79E+04	9.56E+04	8.79E+04	9.56E+04	-2.23E+03	2.20E+03
2.50	9.18E+04	8.62E+04	9.72E+04	8.62E+04	9.72E+04	-2.23E+03	2.20E+03
3.75	9.17E+04	8.33E+04	9.99E+04	8.33E+04	9.99E+04	-2.24E+03	2.19E+03
5.00	9.16E+04	8.04E+04	1.02E+05	8.04E+04	1.02E+05	-2.24E+03	2.17E+03

TASK 1/PITCH MOTION/MODEL 5514

Table P-245. Minimum and Maximum of Variables F_z^{hst} and $(F_z^{\text{hst}})^*$ for the Case (LAMP-3, Task 1, Forced Pitch Motion, Model 5514 Scaled to L = 142 m, $\omega = 0.2079$ rad/s, $F_n = 0.0$)

LAMP-3							
θ_a (°)	$\langle F_z^{\text{hst}} \rangle$	Unfiltered F_z^{hst}		Filtered F_z^{hst}		Filtered $(F_z^{\text{hst}})^*$	
	Mean (kN)	Min. (kN)	Max. (kN)	Min. (kN)	Max. (kN)	Min. (kN/°)	Max. (kN/°)
1.00	9.20E+04	9.00E+04	9.43E+04	9.00E+04	9.43E+04	-1.92E+03	2.31E+03
1.75	9.24E+04	8.98E+04	9.65E+04	8.98E+04	9.65E+04	-1.51E+03	2.31E+03
2.50	9.32E+04	8.98E+04	9.89E+04	8.98E+04	9.89E+04	-1.35E+03	2.31E+03
3.75	9.49E+04	8.98E+04	1.04E+05	8.98E+04	1.04E+05	-1.37E+03	2.32E+03
5.00	9.71E+04	8.98E+04	1.07E+05	8.98E+04	1.07E+05	-1.46E+03	2.02E+03

Table P-246. Minimum and Maximum of Variables F_z^{hst} and $(F_z^{\text{hst}})^*$ for the Case (LAMP-4, Task 1, Forced Pitch Motion, Model 5514 Scaled to L = 142 m, $\omega = 0.2079$ rad/s, $F_n = 0.0$)

LAMP-4							
θ_a (°)	$\langle F_z^{\text{hst}} \rangle$	Unfiltered F_z^{hst}		Filtered F_z^{hst}		Filtered $(F_z^{\text{hst}})^*$	
	Mean (kN)	Min. (kN)	Max. (kN)	Min. (kN)	Max. (kN)	Min. (kN/°)	Max. (kN/°)
1.00	9.20E+04	9.00E+04	9.43E+04	9.00E+04	9.43E+04	-1.92E+03	2.31E+03
1.75	9.24E+04	8.98E+04	9.65E+04	8.98E+04	9.65E+04	-1.51E+03	2.31E+03
2.50	9.32E+04	8.98E+04	9.89E+04	8.98E+04	9.89E+04	-1.35E+03	2.31E+03
3.75	9.49E+04	8.98E+04	1.04E+05	8.98E+04	1.04E+05	-1.37E+03	2.32E+03
5.00	9.71E+04	8.98E+04	1.07E+05	8.98E+04	1.07E+05	-1.46E+03	2.02E+03

TASK 1/PITCH MOTION/MODEL 5514

Table P-247. Minimum and Maximum of Variables F_z^{hst} and $(F_z^{\text{hst}})^*$ for the Case (NFA, Task 1, Forced Pitch Motion, Model 5514 Scaled to L = 142 m, $\omega = 0.2079$ rad/s, $F_n = 0.0$)

NFA							
θ_a (°)	$\langle F_z^{\text{hst}} \rangle$	Unfiltered F_z^{hst}		Filtered F_z^{hst}		Filtered $(F_z^{\text{hst}})^*$	
	Mean (kN)	Min. (kN)	Max. (kN)	Min. (kN)	Max. (kN)	Min. (kN/°)	Max. (kN/°)
1.00	—	—	—	—	—	—	—
1.75	—	—	—	—	—	—	—
2.50	—	—	—	—	—	—	—
3.75	—	—	—	—	—	—	—
5.00	—	—	—	—	—	—	—

Table P-248. Minimum and Maximum of Variables F_z^{hst} and $(F_z^{\text{hst}})^*$ for the Case (NSHIPMO, Task 1, Forced Pitch Motion, Model 5514 Scaled to L = 142 m, $\omega = 0.2079$ rad/s, $F_n = 0.0$)

NSHIPMO							
θ_a (°)	$\langle F_z^{\text{hst}} \rangle$	Unfiltered F_z^{hst}		Filtered F_z^{hst}		Filtered $(F_z^{\text{hst}})^*$	
	Mean (kN)	Min. (kN)	Max. (kN)	Min. (kN)	Max. (kN)	Min. (kN/°)	Max. (kN/°)
1.00	9.22E+04	9.05E+04	9.42E+04	9.05E+04	9.42E+04	-1.66E+03	2.04E+03
1.75	9.26E+04	9.02E+04	9.63E+04	9.02E+04	9.62E+04	-1.38E+03	2.09E+03
2.50	9.33E+04	9.02E+04	9.86E+04	9.02E+04	9.86E+04	-1.22E+03	2.10E+03
3.75	9.50E+04	9.02E+04	1.03E+05	9.03E+04	1.03E+05	-1.25E+03	2.15E+03
5.00	9.72E+04	9.02E+04	1.08E+05	9.03E+04	1.08E+05	-1.38E+03	2.20E+03

TASK 1/PITCH MOTION/MODEL 5514

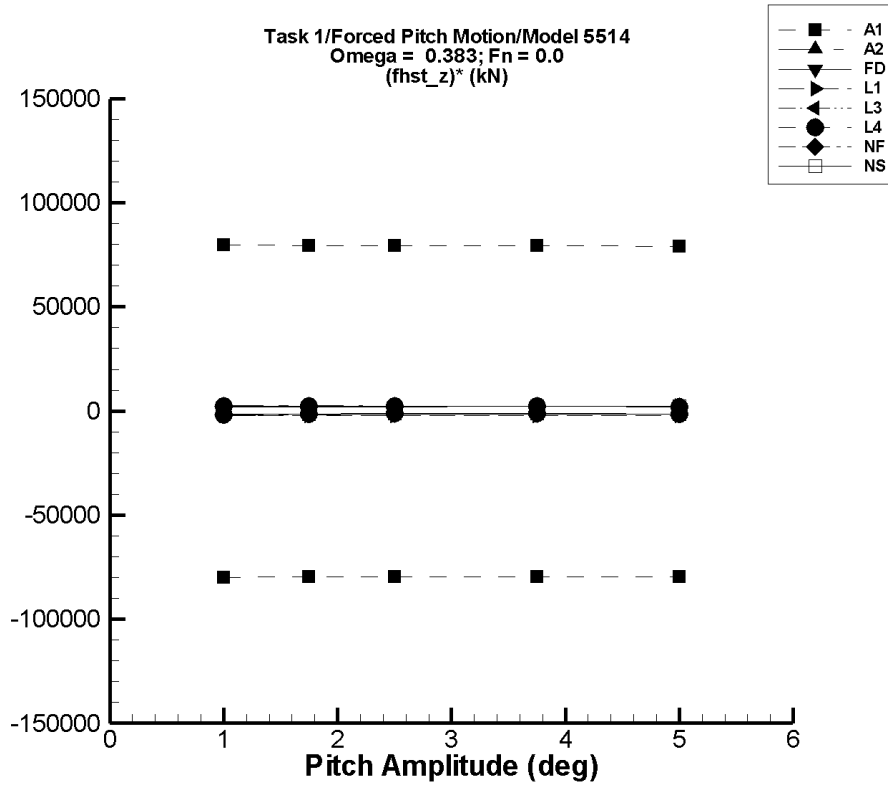


Figure P-32. Minimum and maximum of filtered $(F_z^{\text{hst}} - \langle F_z^{\text{hst}} \rangle) / \theta_a$ vs. θ_a for $\omega = 0.3831$ rad/s, $F_n = 0.0$ in the case of task 1, forced pitch motion, and Model 5514 scaled to $L = 142$ m.

TASK 1/PITCH MOTION/MODEL 5514

Table P-249. Minimum and Maximum of Variables F_z^{hst} and $(F_z^{\text{hst}})^*$ for the Case (AEGIR-1, Task 1, Forced Pitch Motion, Model 5514 Scaled to L = 142 m, $\omega = 0.3831$ rad/s, $F_n = 0.0$)

AEGIR-1							
θ_α (°)	$\langle F_z^{\text{hst}} \rangle$ Mean (kN)	Unfiltered F_z^{hst}		Filtered F_z^{hst}		Filtered $(F_z^{\text{hst}})^*$	
		Min. (kN)	Max. (kN)	Min. (kN)	Max. (kN)	Min. (kN/°)	Max. (kN/°)
1.00	9.20E+04	1.20E+04	1.72E+05	1.18E+04	1.72E+05	-8.02E+04	7.96E+04
1.75	9.19E+04	-4.73E+04	2.31E+05	-4.77E+04	2.31E+05	-7.98E+04	7.93E+04
2.50	9.19E+04	-1.07E+05	2.91E+05	-1.08E+05	2.90E+05	-7.98E+04	7.93E+04
3.75	9.19E+04	-2.06E+05	3.90E+05	-2.07E+05	3.89E+05	-7.97E+04	7.92E+04
5.00	9.18E+04	-3.06E+05	4.89E+05	-3.07E+05	4.87E+05	-7.97E+04	7.91E+04

Table P-250. Minimum and Maximum of Variables F_z^{hst} and $(F_z^{\text{hst}})^*$ for the Case (AEGIR-2, Task 1, Forced Pitch Motion, Model 5514 Scaled to L = 142 m, $\omega = 0.3831$ rad/s, $F_n = 0.0$)

AEGIR-2							
θ_α (°)	$\langle F_z^{\text{hst}} \rangle$ Mean (kN)	Unfiltered F_z^{hst}		Filtered F_z^{hst}		Filtered $(F_z^{\text{hst}})^*$	
		Min. (kN)	Max. (kN)	Min. (kN)	Max. (kN)	Min. (kN/°)	Max. (kN/°)
1.00	9.21E+04	8.97E+04	9.47E+04	8.98E+04	9.47E+04	-2.33E+03	2.63E+03
1.75	9.26E+04	8.95E+04	9.69E+04	8.95E+04	9.69E+04	-1.73E+03	2.48E+03
2.50	9.34E+04	8.95E+04	9.92E+04	8.96E+04	9.92E+04	-1.53E+03	2.33E+03
3.75	9.53E+04	8.95E+04	1.04E+05	8.96E+04	1.04E+05	-1.51E+03	2.26E+03
5.00	9.76E+04	8.95E+04	1.08E+05	8.98E+04	1.08E+05	-1.56E+03	1.99E+03

TASK 1/PITCH MOTION/MODEL 5514

Table P-251. Minimum and Maximum of Variables F_z^{hst} and $(F_z^{\text{hst}})^*$ for the Case (FREDYN, Task 1, Forced Pitch Motion, Model 5514 Scaled to L = 142 m, $\omega = 0.3831$ rad/s, $F_n = 0.0$)

FREDYN							
θ_a (°)	$\langle F_z^{\text{hst}} \rangle$ Mean (kN)	Unfiltered F_z^{hst}		Filtered F_z^{hst}		Filtered $(F_z^{\text{hst}})^*$	
		Min. (kN)	Max. (kN)	Min. (kN)	Max. (kN)	Min. (kN/°)	Max. (kN/°)
1.00	9.22E+04	9.02E+04	9.46E+04	9.02E+04	9.45E+04	-1.97E+03	2.35E+03
1.75	9.27E+04	8.99E+04	9.68E+04	8.99E+04	9.68E+04	-1.56E+03	2.35E+03
2.50	9.34E+04	8.99E+04	9.93E+04	8.99E+04	9.93E+04	-1.38E+03	2.34E+03
3.75	9.51E+04	8.99E+04	1.04E+05	9.00E+04	1.04E+05	-1.38E+03	2.36E+03
5.00	9.73E+04	8.99E+04	1.07E+05	9.00E+04	1.07E+05	-1.45E+03	2.02E+03

Table P-252. Minimum and Maximum of Variables F_z^{hst} and $(F_z^{\text{hst}})^*$ for the Case (LAMP-1, Task 1, Forced Pitch Motion, Model 5514 Scaled to L = 142 m, $\omega = 0.3831$ rad/s, $F_n = 0.0$)

LAMP-1							
θ_a (°)	$\langle F_z^{\text{hst}} \rangle$ Mean (kN)	Unfiltered F_z^{hst}		Filtered F_z^{hst}		Filtered $(F_z^{\text{hst}})^*$	
		Min. (kN)	Max. (kN)	Min. (kN)	Max. (kN)	Min. (kN/°)	Max. (kN/°)
1.00	9.18E+04	8.96E+04	9.40E+04	8.96E+04	9.40E+04	-2.22E+03	2.21E+03
1.75	9.18E+04	8.79E+04	9.56E+04	8.79E+04	9.56E+04	-2.23E+03	2.20E+03
2.50	9.18E+04	8.62E+04	9.72E+04	8.62E+04	9.72E+04	-2.23E+03	2.20E+03
3.75	9.17E+04	8.33E+04	9.99E+04	8.33E+04	9.99E+04	-2.24E+03	2.18E+03
5.00	9.16E+04	8.04E+04	1.02E+05	8.04E+04	1.02E+05	-2.24E+03	2.17E+03

TASK 1/PITCH MOTION/MODEL 5514

Table P-253. Minimum and Maximum of Variables F_z^{hst} and $(F_z^{\text{hst}})^*$ for the Case (LAMP-3, Task 1, Forced Pitch Motion, Model 5514 Scaled to L = 142 m, $\omega = 0.3831$ rad/s, $F_n = 0.0$)

LAMP-3							
θ_a (°)	$\langle F_z^{\text{hst}} \rangle$	Unfiltered F_z^{hst}		Filtered F_z^{hst}		Filtered $(F_z^{\text{hst}})^*$	
	Mean (kN)	Min. (kN)	Max. (kN)	Min. (kN)	Max. (kN)	Min. (kN/°)	Max. (kN/°)
1.00	9.20E+04	9.00E+04	9.43E+04	9.00E+04	9.43E+04	-1.92E+03	2.31E+03
1.75	9.24E+04	8.98E+04	9.65E+04	8.98E+04	9.65E+04	-1.51E+03	2.31E+03
2.50	9.32E+04	8.98E+04	9.89E+04	8.98E+04	9.89E+04	-1.35E+03	2.30E+03
3.75	9.49E+04	8.98E+04	1.04E+05	8.98E+04	1.04E+05	-1.37E+03	2.32E+03
5.00	9.71E+04	8.98E+04	1.07E+05	8.98E+04	1.07E+05	-1.45E+03	2.02E+03

Table P-254. Minimum and Maximum of Variables F_z^{hst} and $(F_z^{\text{hst}})^*$ for the Case (LAMP-4, Task 1, Forced Pitch Motion, Model 5514 Scaled to L = 142 m, $\omega = 0.3831$ rad/s, $F_n = 0.0$)

LAMP-4							
θ_a (°)	$\langle F_z^{\text{hst}} \rangle$	Unfiltered F_z^{hst}		Filtered F_z^{hst}		Filtered $(F_z^{\text{hst}})^*$	
	Mean (kN)	Min. (kN)	Max. (kN)	Min. (kN)	Max. (kN)	Min. (kN/°)	Max. (kN/°)
1.00	9.20E+04	9.00E+04	9.43E+04	9.00E+04	9.43E+04	-1.92E+03	2.31E+03
1.75	9.24E+04	8.98E+04	9.65E+04	8.98E+04	9.65E+04	-1.51E+03	2.31E+03
2.50	9.32E+04	8.98E+04	9.89E+04	8.98E+04	9.89E+04	-1.35E+03	2.30E+03
3.75	9.49E+04	8.98E+04	1.04E+05	8.98E+04	1.04E+05	-1.37E+03	2.32E+03
5.00	9.71E+04	8.98E+04	1.07E+05	8.98E+04	1.07E+05	-1.45E+03	2.02E+03

TASK 1/PITCH MOTION/MODEL 5514

Table P-255. Minimum and Maximum of Variables F_z^{hst} and $(F_z^{\text{hst}})^*$ for the Case (NFA, Task 1, Forced Pitch Motion, Model 5514 Scaled to L = 142 m, $\omega = 0.3831$ rad/s, $F_n = 0.0$)

NFA							
θ_a (°)	$\langle F_z^{\text{hst}} \rangle$	Unfiltered F_z^{hst}		Filtered F_z^{hst}		Filtered $(F_z^{\text{hst}})^*$	
	Mean (kN)	Min. (kN)	Max. (kN)	Min. (kN)	Max. (kN)	Min. (kN/°)	Max. (kN/°)
1.00	—	—	—	—	—	—	—
1.75	—	—	—	—	—	—	—
2.50	—	—	—	—	—	—	—
3.75	—	—	—	—	—	—	—
5.00	—	—	—	—	—	—	—

Table P-256. Minimum and Maximum of Variables F_z^{hst} and $(F_z^{\text{hst}})^*$ for the Case (NSHIPMO, Task 1, Forced Pitch Motion, Model 5514 Scaled to L = 142 m, $\omega = 0.3831$ rad/s, $F_n = 0.0$)

NSHIPMO							
θ_a (°)	$\langle F_z^{\text{hst}} \rangle$	Unfiltered F_z^{hst}		Filtered F_z^{hst}		Filtered $(F_z^{\text{hst}})^*$	
	Mean (kN)	Min. (kN)	Max. (kN)	Min. (kN)	Max. (kN)	Min. (kN/°)	Max. (kN/°)
1.00	9.22E+04	9.05E+04	9.42E+04	9.05E+04	9.42E+04	-1.66E+03	2.04E+03
1.75	9.26E+04	9.02E+04	9.63E+04	9.02E+04	9.62E+04	-1.38E+03	2.09E+03
2.50	9.33E+04	9.02E+04	9.86E+04	9.02E+04	9.86E+04	-1.22E+03	2.10E+03
3.75	9.50E+04	9.02E+04	1.03E+05	9.03E+04	1.03E+05	-1.25E+03	2.15E+03
5.00	9.72E+04	9.02E+04	1.08E+05	9.03E+04	1.08E+05	-1.38E+03	2.20E+03

TASK 1/PITCH MOTION/MODEL 5514

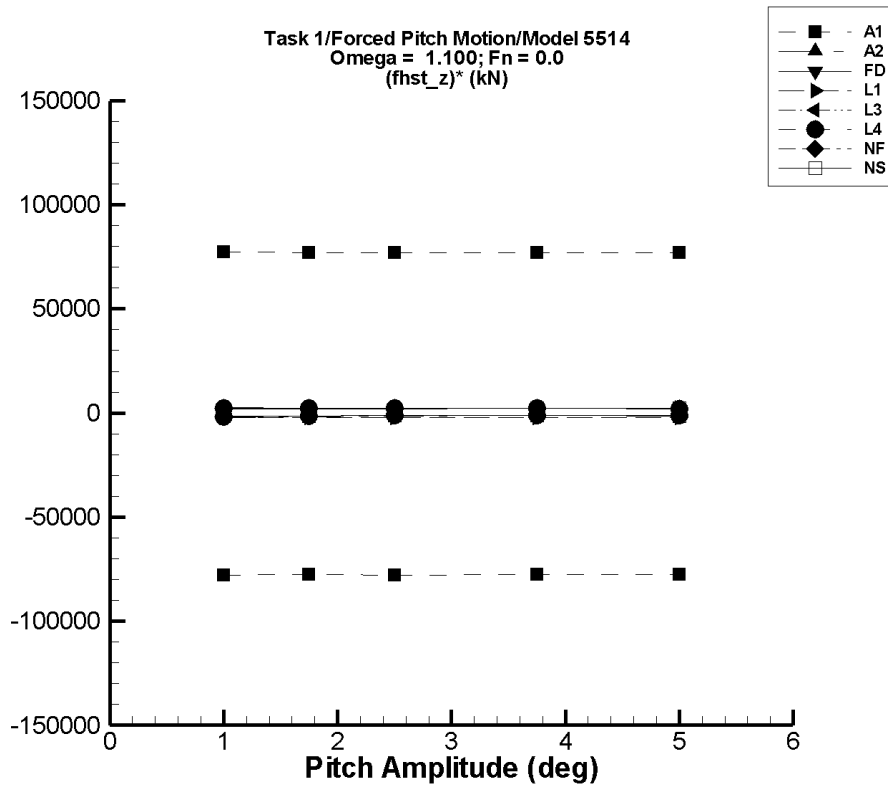


Figure P-33. Minimum and maximum of filtered $(F_z^{\text{hst}} - \langle F_z^{\text{hst}} \rangle) / \theta_a$ vs. θ_a for $\omega = 1.1000$ rad/s, $F_n = 0.0$ in the case of task 1, forced pitch motion, and Model 5514 scaled to $L = 142$ m.

TASK 1/PITCH MOTION/MODEL 5514

Table P-257. Minimum and Maximum of Variables F_z^{hst} and $(F_z^{\text{hst}})^*$ for the Case (AEGIR-1, Task 1, Forced Pitch Motion, Model 5514 Scaled to L = 142 m, $\omega = 1.1000$ rad/s, $F_n = 0.0$)

AEGIR-1							
θ_α (°)	$\langle F_z^{\text{hst}} \rangle$ Mean (kN)	Unfiltered F_z^{hst}		Filtered F_z^{hst}		Filtered $(F_z^{\text{hst}})^*$	
		Min. (kN)	Max. (kN)	Min. (kN)	Max. (kN)	Min. (kN/°)	Max. (kN/°)
1.00	9.20E+04	1.20E+04	1.72E+05	1.40E+04	1.69E+05	-7.80E+04	7.74E+04
1.75	9.19E+04	-4.73E+04	2.31E+05	-4.40E+04	2.27E+05	-7.77E+04	7.71E+04
2.50	9.19E+04	-1.07E+05	2.91E+05	-1.02E+05	2.85E+05	-7.77E+04	7.71E+04
3.75	9.19E+04	-2.06E+05	3.90E+05	-1.99E+05	3.81E+05	-7.76E+04	7.70E+04
5.00	9.18E+04	-3.06E+05	4.89E+05	-2.96E+05	4.77E+05	-7.76E+04	7.70E+04

Table P-258. Minimum and Maximum of Variables F_z^{hst} and $(F_z^{\text{hst}})^*$ for the Case (AEGIR-2, Task 1, Forced Pitch Motion, Model 5514 Scaled to L = 142 m, $\omega = 1.1000$ rad/s, $F_n = 0.0$)

AEGIR-2							
θ_α (°)	$\langle F_z^{\text{hst}} \rangle$ Mean (kN)	Unfiltered F_z^{hst}		Filtered F_z^{hst}		Filtered $(F_z^{\text{hst}})^*$	
		Min. (kN)	Max. (kN)	Min. (kN)	Max. (kN)	Min. (kN/°)	Max. (kN/°)
1.00	9.21E+04	8.98E+04	9.47E+04	8.98E+04	9.46E+04	-2.29E+03	2.55E+03
1.75	9.26E+04	8.95E+04	9.69E+04	8.95E+04	9.68E+04	-1.72E+03	2.40E+03
2.50	9.34E+04	8.95E+04	9.92E+04	8.99E+04	9.90E+04	-1.41E+03	2.25E+03
3.75	9.53E+04	8.95E+04	1.04E+05	9.04E+04	1.03E+05	-1.30E+03	2.15E+03
5.00	9.75E+04	8.96E+04	1.08E+05	9.10E+04	1.07E+05	-1.31E+03	1.96E+03

TASK 1/PITCH MOTION/MODEL 5514

Table P-259. Minimum and Maximum of Variables F_z^{hst} and $(F_z^{\text{hst}})^*$ for the Case (FREDYN, Task 1, Forced Pitch Motion, Model 5514 Scaled to L = 142 m, $\omega = 1.1000$ rad/s, $F_n = 0.0$)

FREDYN							
θ_a (°)	$\langle F_z^{\text{hst}} \rangle$ Mean (kN)	Unfiltered F_z^{hst}		Filtered F_z^{hst}		Filtered $(F_z^{\text{hst}})^*$	
		Min. (kN)	Max. (kN)	Min. (kN)	Max. (kN)	Min. (kN/°)	Max. (kN/°)
1.00	9.22E+04	9.02E+04	9.46E+04	9.03E+04	9.45E+04	-1.94E+03	2.27E+03
1.75	9.27E+04	8.99E+04	9.68E+04	8.99E+04	9.66E+04	-1.56E+03	2.26E+03
2.50	9.34E+04	8.99E+04	9.93E+04	9.00E+04	9.90E+04	-1.34E+03	2.25E+03
3.75	9.51E+04	8.99E+04	1.04E+05	9.04E+04	1.04E+05	-1.26E+03	2.24E+03
5.00	9.73E+04	8.99E+04	1.07E+05	9.08E+04	1.07E+05	-1.29E+03	2.01E+03

Table P-260. Minimum and Maximum of Variables F_z^{hst} and $(F_z^{\text{hst}})^*$ for the Case (LAMP-1, Task 1, Forced Pitch Motion, Model 5514 Scaled to L = 142 m, $\omega = 1.1000$ rad/s, $F_n = 0.0$)

LAMP-1							
θ_a (°)	$\langle F_z^{\text{hst}} \rangle$ Mean (kN)	Unfiltered F_z^{hst}		Filtered F_z^{hst}		Filtered $(F_z^{\text{hst}})^*$	
		Min. (kN)	Max. (kN)	Min. (kN)	Max. (kN)	Min. (kN/°)	Max. (kN/°)
1.00	9.18E+04	8.96E+04	9.40E+04	8.96E+04	9.40E+04	-2.20E+03	2.19E+03
1.75	9.18E+04	8.79E+04	9.56E+04	8.79E+04	9.56E+04	-2.20E+03	2.18E+03
2.50	9.18E+04	8.62E+04	9.72E+04	8.62E+04	9.72E+04	-2.21E+03	2.17E+03
3.75	9.17E+04	8.33E+04	9.99E+04	8.34E+04	9.98E+04	-2.21E+03	2.16E+03
5.00	9.16E+04	8.04E+04	1.02E+05	8.05E+04	1.02E+05	-2.22E+03	2.15E+03

TASK 1/PITCH MOTION/MODEL 5514

Table P-261. Minimum and Maximum of Variables F_z^{hst} and $(F_z^{\text{hst}})^*$ for the Case (LAMP-3, Task 1, Forced Pitch Motion, Model 5514 Scaled to L = 142 m, $\omega = 1.1000$ rad/s, $F_n = 0.0$)

LAMP-3							
θ_a (°)	$\langle F_z^{\text{hst}} \rangle$ Mean (kN)	Unfiltered F_z^{hst}		Filtered F_z^{hst}		Filtered $(F_z^{\text{hst}})^*$	
		Min. (kN)	Max. (kN)	Min. (kN)	Max. (kN)	Min. (kN/°)	Max. (kN/°)
1.00	9.20E+04	9.00E+04	9.43E+04	9.01E+04	9.42E+04	-1.90E+03	2.28E+03
1.75	9.24E+04	8.98E+04	9.65E+04	8.98E+04	9.64E+04	-1.51E+03	2.28E+03
2.50	9.32E+04	8.98E+04	9.89E+04	8.98E+04	9.88E+04	-1.33E+03	2.27E+03
3.75	9.49E+04	8.98E+04	1.04E+05	9.00E+04	1.03E+05	-1.32E+03	2.28E+03
5.00	9.71E+04	8.98E+04	1.07E+05	9.02E+04	1.07E+05	-1.38E+03	2.02E+03

Table P-262. Minimum and Maximum of Variables F_z^{hst} and $(F_z^{\text{hst}})^*$ for the Case (LAMP-4, Task 1, Forced Pitch Motion, Model 5514 Scaled to L = 142 m, $\omega = 1.1000$ rad/s, $F_n = 0.0$)

LAMP-4							
θ_a (°)	$\langle F_z^{\text{hst}} \rangle$ Mean (kN)	Unfiltered F_z^{hst}		Filtered F_z^{hst}		Filtered $(F_z^{\text{hst}})^*$	
		Min. (kN)	Max. (kN)	Min. (kN)	Max. (kN)	Min. (kN/°)	Max. (kN/°)
1.00	9.20E+04	9.00E+04	9.43E+04	9.01E+04	9.42E+04	-1.90E+03	2.28E+03
1.75	9.24E+04	8.98E+04	9.65E+04	8.98E+04	9.64E+04	-1.51E+03	2.28E+03
2.50	9.32E+04	8.98E+04	9.89E+04	8.98E+04	9.88E+04	-1.33E+03	2.27E+03
3.75	9.49E+04	8.98E+04	1.04E+05	9.00E+04	1.03E+05	-1.32E+03	2.28E+03
5.00	9.71E+04	8.98E+04	1.07E+05	9.02E+04	1.07E+05	-1.38E+03	2.02E+03

TASK 1/PITCH MOTION/MODEL 5514

Table P-263. Minimum and Maximum of Variables F_z^{hst} and $(F_z^{\text{hst}})^*$ for the Case (NFA, Task 1, Forced Pitch Motion, Model 5514 Scaled to L = 142 m, $\omega = 1.1000$ rad/s, $F_n = 0.0$)

NFA							
θ_a (°)	$\langle F_z^{\text{hst}} \rangle$	Unfiltered F_z^{hst}		Filtered F_z^{hst}		Filtered $(F_z^{\text{hst}})^*$	
	Mean (kN)	Min. (kN)	Max. (kN)	Min. (kN)	Max. (kN)	Min. (kN/°)	Max. (kN/°)
1.00	—	—	—	—	—	—	—
1.75	—	—	—	—	—	—	—
2.50	—	—	—	—	—	—	—
3.75	—	—	—	—	—	—	—
5.00	—	—	—	—	—	—	—

Table P-264. Minimum and Maximum of Variables F_z^{hst} and $(F_z^{\text{hst}})^*$ for the Case (NSHIPMO, Task 1, Forced Pitch Motion, Model 5514 Scaled to L = 142 m, $\omega = 1.1000$ rad/s, $F_n = 0.0$)

NSHIPMO							
θ_a (°)	$\langle F_z^{\text{hst}} \rangle$	Unfiltered F_z^{hst}		Filtered F_z^{hst}		Filtered $(F_z^{\text{hst}})^*$	
	Mean (kN)	Min. (kN)	Max. (kN)	Min. (kN)	Max. (kN)	Min. (kN/°)	Max. (kN/°)
1.00	9.22E+04	9.05E+04	9.42E+04	9.05E+04	9.42E+04	-1.66E+03	2.04E+03
1.75	9.26E+04	9.02E+04	9.63E+04	9.02E+04	9.62E+04	-1.38E+03	2.09E+03
2.50	9.33E+04	9.02E+04	9.86E+04	9.02E+04	9.86E+04	-1.22E+03	2.10E+03
3.75	9.50E+04	9.02E+04	1.03E+05	9.03E+04	1.03E+05	-1.25E+03	2.15E+03
5.00	9.72E+04	9.02E+04	1.08E+05	9.03E+04	1.08E+05	-1.38E+03	2.20E+03

TASK 1/PITCH MOTION/MODEL 5514

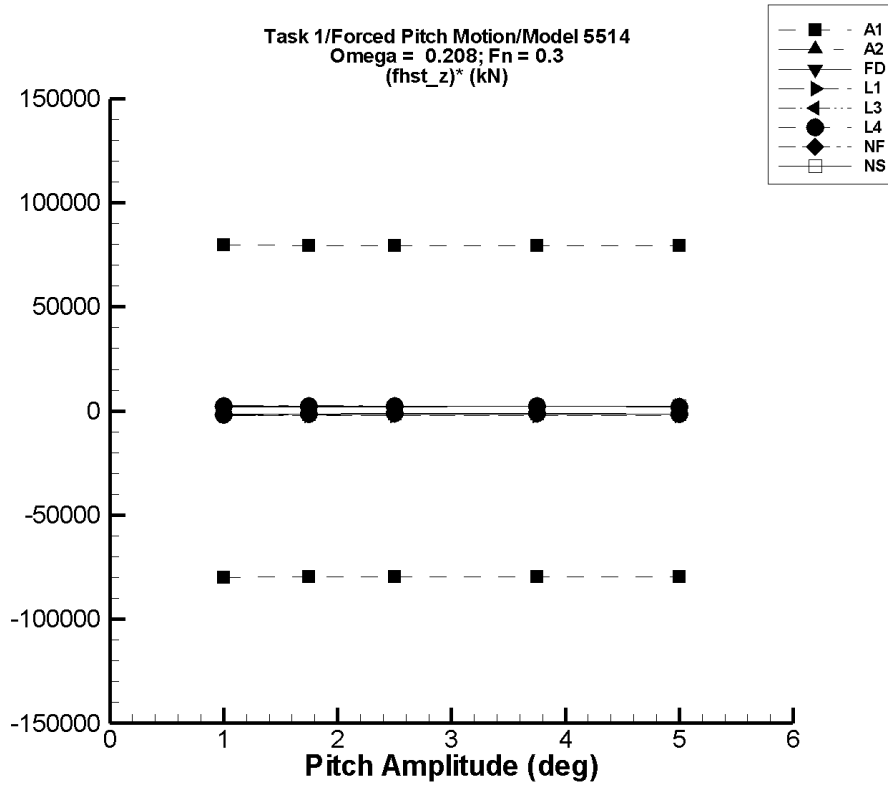


Figure P-34. Minimum and maximum of filtered $(F_z^{\text{hst}} - \langle F_z^{\text{hst}} \rangle) / \theta_a$ vs. θ_a for $\omega = 0.2079$ rad/s, $F_n = 0.3$ in the case of task 1, forced pitch motion, and Model 5514 scaled to $L = 142$ m.

TASK 1/PITCH MOTION/MODEL 5514

Table P-265. Minimum and Maximum of Variables F_z^{hst} and $(F_z^{\text{hst}})^*$ for the Case (AEGIR-1, Task 1, Forced Pitch Motion, Model 5514 Scaled to L = 142 m, $\omega = 0.2079$ rad/s, $F_n = 0.3$)

AEGIR-1							
θ_α (°)	$\langle F_z^{\text{hst}} \rangle$ Mean (kN)	Unfiltered F_z^{hst}		Filtered F_z^{hst}		Filtered $(F_z^{\text{hst}})^*$	
		Min. (kN)	Max. (kN)	Min. (kN)	Max. (kN)	Min. (kN/°)	Max. (kN/°)
1.00	9.20E+04	1.20E+04	1.72E+05	1.20E+04	1.72E+05	-7.99E+04	7.98E+04
1.75	9.19E+04	-4.73E+04	2.31E+05	-4.74E+04	2.31E+05	-7.96E+04	7.95E+04
2.50	9.19E+04	-1.07E+05	2.91E+05	-1.07E+05	2.91E+05	-7.96E+04	7.95E+04
3.75	9.19E+04	-2.06E+05	3.90E+05	-2.06E+05	3.90E+05	-7.95E+04	7.94E+04
5.00	9.18E+04	-3.06E+05	4.89E+05	-3.06E+05	4.88E+05	-7.95E+04	7.93E+04

Table P-266. Minimum and Maximum of Variables F_z^{hst} and $(F_z^{\text{hst}})^*$ for the Case (AEGIR-2, Task 1, Forced Pitch Motion, Model 5514 Scaled to L = 142 m, $\omega = 0.2079$ rad/s, $F_n = 0.3$)

AEGIR-2							
θ_α (°)	$\langle F_z^{\text{hst}} \rangle$ Mean (kN)	Unfiltered F_z^{hst}		Filtered F_z^{hst}		Filtered $(F_z^{\text{hst}})^*$	
		Min. (kN)	Max. (kN)	Min. (kN)	Max. (kN)	Min. (kN/°)	Max. (kN/°)
1.00	9.21E+04	8.98E+04	9.47E+04	8.98E+04	9.47E+04	-2.33E+03	2.63E+03
1.75	9.26E+04	8.95E+04	9.69E+04	8.95E+04	9.69E+04	-1.73E+03	2.49E+03
2.50	9.34E+04	8.95E+04	9.92E+04	8.95E+04	9.92E+04	-1.54E+03	2.34E+03
3.75	9.53E+04	8.95E+04	1.04E+05	8.96E+04	1.04E+05	-1.53E+03	2.27E+03
5.00	9.75E+04	8.95E+04	1.08E+05	8.96E+04	1.08E+05	-1.59E+03	2.00E+03

TASK 1/PITCH MOTION/MODEL 5514

Table P-267. Minimum and Maximum of Variables F_z^{hst} and $(F_z^{\text{hst}})^*$ for the Case (FREDYN, Task 1, Forced Pitch Motion, Model 5514 Scaled to L = 142 m, $\omega = 0.2079$ rad/s, $F_n = 0.3$)

FREDYN							
θ_a (°)	$\langle F_z^{\text{hst}} \rangle$ Mean (kN)	Unfiltered F_z^{hst}		Filtered F_z^{hst}		Filtered $(F_z^{\text{hst}})^*$	
		Min. (kN)	Max. (kN)	Min. (kN)	Max. (kN)	Min. (kN/°)	Max. (kN/°)
1.00	9.22E+04	9.02E+04	9.46E+04	9.02E+04	9.46E+04	-1.97E+03	2.36E+03
1.75	9.27E+04	8.99E+04	9.68E+04	8.99E+04	9.68E+04	-1.56E+03	2.36E+03
2.50	9.34E+04	8.99E+04	9.93E+04	8.99E+04	9.93E+04	-1.39E+03	2.35E+03
3.75	9.52E+04	8.99E+04	1.04E+05	8.99E+04	1.04E+05	-1.39E+03	2.36E+03
5.00	9.73E+04	8.99E+04	1.07E+05	9.00E+04	1.07E+05	-1.46E+03	2.02E+03

Table P-268. Minimum and Maximum of Variables F_z^{hst} and $(F_z^{\text{hst}})^*$ for the Case (LAMP-1, Task 1, Forced Pitch Motion, Model 5514 Scaled to L = 142 m, $\omega = 0.2079$ rad/s, $F_n = 0.3$)

LAMP-1							
θ_a (°)	$\langle F_z^{\text{hst}} \rangle$ Mean (kN)	Unfiltered F_z^{hst}		Filtered F_z^{hst}		Filtered $(F_z^{\text{hst}})^*$	
		Min. (kN)	Max. (kN)	Min. (kN)	Max. (kN)	Min. (kN/°)	Max. (kN/°)
1.00	9.18E+04	8.96E+04	9.40E+04	8.96E+04	9.40E+04	-2.22E+03	2.21E+03
1.75	9.18E+04	8.79E+04	9.56E+04	8.79E+04	9.56E+04	-2.23E+03	2.20E+03
2.50	9.18E+04	8.62E+04	9.72E+04	8.62E+04	9.72E+04	-2.23E+03	2.20E+03
3.75	9.17E+04	8.33E+04	9.99E+04	8.33E+04	9.99E+04	-2.24E+03	2.19E+03
5.00	9.16E+04	8.04E+04	1.02E+05	8.04E+04	1.02E+05	-2.24E+03	2.17E+03

TASK 1/PITCH MOTION/MODEL 5514

Table P-269. Minimum and Maximum of Variables F_z^{hst} and $(F_z^{\text{hst}})^*$ for the Case (LAMP-3, Task 1, Forced Pitch Motion, Model 5514 Scaled to L = 142 m, $\omega = 0.2079$ rad/s, $F_n = 0.3$)

LAMP-3							
θ_a (°)	$\langle F_z^{\text{hst}} \rangle$	Unfiltered F_z^{hst}		Filtered F_z^{hst}		Filtered $(F_z^{\text{hst}})^*$	
	Mean (kN)	Min. (kN)	Max. (kN)	Min. (kN)	Max. (kN)	Min. (kN/°)	Max. (kN/°)
1.00	9.20E+04	9.00E+04	9.43E+04	9.00E+04	9.43E+04	-1.92E+03	2.31E+03
1.75	9.24E+04	8.98E+04	9.65E+04	8.98E+04	9.65E+04	-1.51E+03	2.31E+03
2.50	9.32E+04	8.98E+04	9.89E+04	8.98E+04	9.89E+04	-1.35E+03	2.31E+03
3.75	9.49E+04	8.98E+04	1.04E+05	8.98E+04	1.04E+05	-1.37E+03	2.32E+03
5.00	9.71E+04	8.98E+04	1.07E+05	8.98E+04	1.07E+05	-1.46E+03	2.02E+03

Table P-270. Minimum and Maximum of Variables F_z^{hst} and $(F_z^{\text{hst}})^*$ for the Case (LAMP-4, Task 1, Forced Pitch Motion, Model 5514 Scaled to L = 142 m, $\omega = 0.2079$ rad/s, $F_n = 0.3$)

LAMP-4							
θ_a (°)	$\langle F_z^{\text{hst}} \rangle$	Unfiltered F_z^{hst}		Filtered F_z^{hst}		Filtered $(F_z^{\text{hst}})^*$	
	Mean (kN)	Min. (kN)	Max. (kN)	Min. (kN)	Max. (kN)	Min. (kN/°)	Max. (kN/°)
1.00	9.20E+04	9.00E+04	9.43E+04	9.00E+04	9.43E+04	-1.92E+03	2.31E+03
1.75	9.24E+04	8.98E+04	9.65E+04	8.98E+04	9.65E+04	-1.51E+03	2.31E+03
2.50	9.32E+04	8.98E+04	9.89E+04	8.98E+04	9.89E+04	-1.35E+03	2.31E+03
3.75	9.49E+04	8.98E+04	1.04E+05	8.98E+04	1.04E+05	-1.37E+03	2.32E+03
5.00	9.71E+04	8.98E+04	1.07E+05	8.98E+04	1.07E+05	-1.46E+03	2.02E+03

TASK 1/PITCH MOTION/MODEL 5514

Table P-271. Minimum and Maximum of Variables F_z^{hst} and $(F_z^{\text{hst}})^*$ for the Case (NFA, Task 1, Forced Pitch Motion, Model 5514 Scaled to L = 142 m, $\omega = 0.2079$ rad/s, $F_n = 0.3$)

NFA							
θ_a (°)	$\langle F_z^{\text{hst}} \rangle$	Unfiltered F_z^{hst}		Filtered F_z^{hst}		Filtered $(F_z^{\text{hst}})^*$	
	Mean (kN)	Min. (kN)	Max. (kN)	Min. (kN)	Max. (kN)	Min. (kN/°)	Max. (kN/°)
1.00	—	—	—	—	—	—	—
1.75	—	—	—	—	—	—	—
2.50	—	—	—	—	—	—	—
3.75	—	—	—	—	—	—	—
5.00	—	—	—	—	—	—	—

Table P-272. Minimum and Maximum of Variables F_z^{hst} and $(F_z^{\text{hst}})^*$ for the Case (NSHIPMO, Task 1, Forced Pitch Motion, Model 5514 Scaled to L = 142 m, $\omega = 0.2079$ rad/s, $F_n = 0.3$)

NSHIPMO							
θ_a (°)	$\langle F_z^{\text{hst}} \rangle$	Unfiltered F_z^{hst}		Filtered F_z^{hst}		Filtered $(F_z^{\text{hst}})^*$	
	Mean (kN)	Min. (kN)	Max. (kN)	Min. (kN)	Max. (kN)	Min. (kN/°)	Max. (kN/°)
1.00	9.22E+04	9.05E+04	9.42E+04	9.05E+04	9.42E+04	-1.66E+03	2.04E+03
1.75	9.26E+04	9.02E+04	9.63E+04	9.02E+04	9.62E+04	-1.38E+03	2.09E+03
2.50	9.33E+04	9.02E+04	9.86E+04	9.02E+04	9.86E+04	-1.22E+03	2.10E+03
3.75	9.50E+04	9.02E+04	1.03E+05	9.03E+04	1.03E+05	-1.25E+03	2.15E+03
5.00	9.72E+04	9.02E+04	1.08E+05	9.03E+04	1.08E+05	-1.38E+03	2.20E+03

TASK 1/PITCH MOTION/MODEL 5514

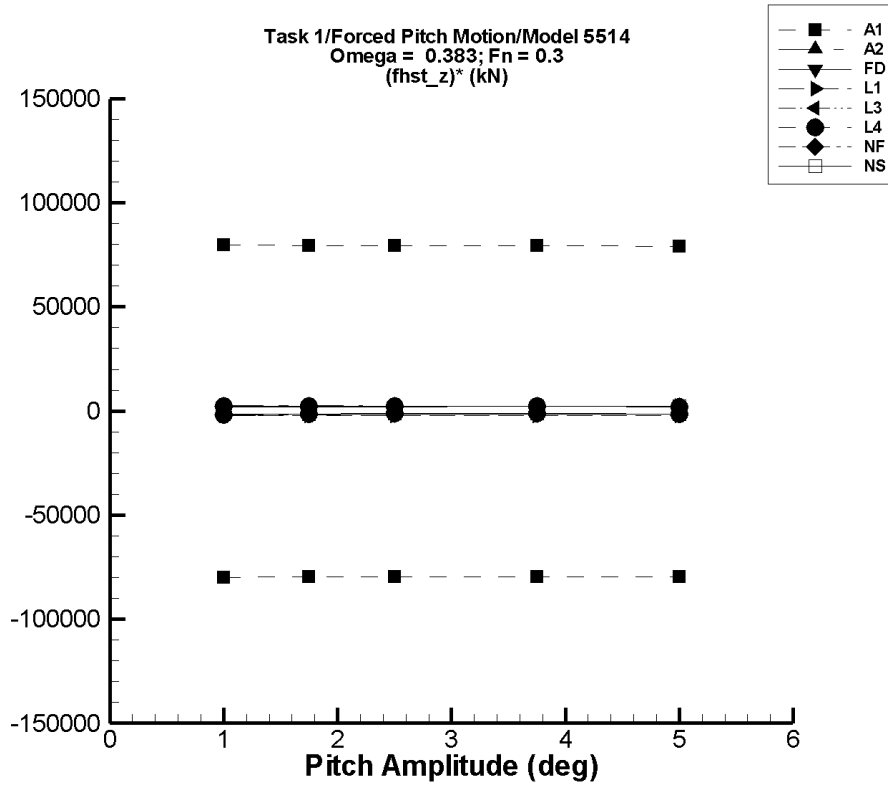


Figure P-35. Minimum and maximum of filtered $(F_z^{\text{hst}} - \langle F_z^{\text{hst}} \rangle) / \theta_a$ vs. θ_a for $\omega = 0.3831$ rad/s, $F_n = 0.3$ in the case of task 1, forced pitch motion, and Model 5514 scaled to $L = 142$ m.

TASK 1/PITCH MOTION/MODEL 5514

Table P-273. Minimum and Maximum of Variables F_z^{hst} and $(F_z^{\text{hst}})^*$ for the Case (AEGIR-1, Task 1, Forced Pitch Motion, Model 5514 Scaled to L = 142 m, $\omega = 0.3831$ rad/s, $F_n = 0.3$)

AEGIR-1							
θ_α (°)	$\langle F_z^{\text{hst}} \rangle$ Mean (kN)	Unfiltered F_z^{hst}		Filtered F_z^{hst}		Filtered $(F_z^{\text{hst}})^*$	
		Min. (kN)	Max. (kN)	Min. (kN)	Max. (kN)	Min. (kN/°)	Max. (kN/°)
1.00	9.20E+04	1.20E+04	1.72E+05	1.18E+04	1.72E+05	-8.02E+04	7.96E+04
1.75	9.19E+04	-4.73E+04	2.31E+05	-4.77E+04	2.31E+05	-7.98E+04	7.93E+04
2.50	9.19E+04	-1.07E+05	2.91E+05	-1.08E+05	2.90E+05	-7.98E+04	7.93E+04
3.75	9.19E+04	-2.06E+05	3.90E+05	-2.07E+05	3.89E+05	-7.97E+04	7.92E+04
5.00	9.18E+04	-3.06E+05	4.89E+05	-3.07E+05	4.87E+05	-7.97E+04	7.91E+04

Table P-274. Minimum and Maximum of Variables F_z^{hst} and $(F_z^{\text{hst}})^*$ for the Case (AEGIR-2, Task 1, Forced Pitch Motion, Model 5514 Scaled to L = 142 m, $\omega = 0.3831$ rad/s, $F_n = 0.3$)

AEGIR-2							
θ_α (°)	$\langle F_z^{\text{hst}} \rangle$ Mean (kN)	Unfiltered F_z^{hst}		Filtered F_z^{hst}		Filtered $(F_z^{\text{hst}})^*$	
		Min. (kN)	Max. (kN)	Min. (kN)	Max. (kN)	Min. (kN/°)	Max. (kN/°)
1.00	9.21E+04	8.97E+04	9.47E+04	8.98E+04	9.47E+04	-2.33E+03	2.63E+03
1.75	9.26E+04	8.95E+04	9.69E+04	8.95E+04	9.69E+04	-1.73E+03	2.48E+03
2.50	9.34E+04	8.95E+04	9.92E+04	8.96E+04	9.92E+04	-1.53E+03	2.33E+03
3.75	9.53E+04	8.95E+04	1.04E+05	8.96E+04	1.04E+05	-1.51E+03	2.26E+03
5.00	9.76E+04	8.95E+04	1.08E+05	8.98E+04	1.08E+05	-1.56E+03	1.99E+03

TASK 1/PITCH MOTION/MODEL 5514

Table P-275. Minimum and Maximum of Variables F_z^{hst} and $(F_z^{\text{hst}})^*$ for the Case (FREDYN, Task 1, Forced Pitch Motion, Model 5514 Scaled to L = 142 m, $\omega = 0.3831$ rad/s, $F_n = 0.3$)

FREDYN							
θ_a (°)	$\langle F_z^{\text{hst}} \rangle$ Mean (kN)	Unfiltered F_z^{hst}		Filtered F_z^{hst}		Filtered $(F_z^{\text{hst}})^*$	
		Min. (kN)	Max. (kN)	Min. (kN)	Max. (kN)	Min. (kN/°)	Max. (kN/°)
1.00	9.22E+04	9.02E+04	9.46E+04	9.02E+04	9.45E+04	-1.97E+03	2.35E+03
1.75	9.27E+04	8.99E+04	9.68E+04	8.99E+04	9.68E+04	-1.56E+03	2.35E+03
2.50	9.34E+04	8.99E+04	9.93E+04	8.99E+04	9.93E+04	-1.38E+03	2.34E+03
3.75	9.51E+04	8.99E+04	1.04E+05	9.00E+04	1.04E+05	-1.38E+03	2.36E+03
5.00	9.73E+04	8.99E+04	1.07E+05	9.00E+04	1.07E+05	-1.45E+03	2.02E+03

Table P-276. Minimum and Maximum of Variables F_z^{hst} and $(F_z^{\text{hst}})^*$ for the Case (LAMP-1, Task 1, Forced Pitch Motion, Model 5514 Scaled to L = 142 m, $\omega = 0.3831$ rad/s, $F_n = 0.3$)

LAMP-1							
θ_a (°)	$\langle F_z^{\text{hst}} \rangle$ Mean (kN)	Unfiltered F_z^{hst}		Filtered F_z^{hst}		Filtered $(F_z^{\text{hst}})^*$	
		Min. (kN)	Max. (kN)	Min. (kN)	Max. (kN)	Min. (kN/°)	Max. (kN/°)
1.00	9.18E+04	8.96E+04	9.40E+04	8.96E+04	9.40E+04	-2.22E+03	2.21E+03
1.75	9.18E+04	8.79E+04	9.56E+04	8.79E+04	9.56E+04	-2.23E+03	2.20E+03
2.50	9.18E+04	8.62E+04	9.72E+04	8.62E+04	9.72E+04	-2.23E+03	2.20E+03
3.75	9.17E+04	8.33E+04	9.99E+04	8.33E+04	9.99E+04	-2.24E+03	2.18E+03
5.00	9.16E+04	8.04E+04	1.02E+05	8.04E+04	1.02E+05	-2.24E+03	2.17E+03

TASK 1/PITCH MOTION/MODEL 5514

Table P-277. Minimum and Maximum of Variables F_z^{hst} and $(F_z^{\text{hst}})^*$ for the Case (LAMP-3, Task 1, Forced Pitch Motion, Model 5514 Scaled to L = 142 m, $\omega = 0.3831$ rad/s, $F_n = 0.3$)

LAMP-3							
θ_a (°)	$\langle F_z^{\text{hst}} \rangle$ Mean (kN)	Unfiltered F_z^{hst}		Filtered F_z^{hst}		Filtered $(F_z^{\text{hst}})^*$	
		Min. (kN)	Max. (kN)	Min. (kN)	Max. (kN)	Min. (kN/°)	Max. (kN/°)
1.00	9.20E+04	9.00E+04	9.43E+04	9.00E+04	9.43E+04	-1.92E+03	2.31E+03
1.75	9.24E+04	8.98E+04	9.65E+04	8.98E+04	9.65E+04	-1.51E+03	2.31E+03
2.50	9.32E+04	8.98E+04	9.89E+04	8.98E+04	9.89E+04	-1.35E+03	2.30E+03
3.75	9.49E+04	8.98E+04	1.04E+05	8.98E+04	1.04E+05	-1.37E+03	2.32E+03
5.00	9.71E+04	8.98E+04	1.07E+05	8.98E+04	1.07E+05	-1.45E+03	2.02E+03

Table P-278. Minimum and Maximum of Variables F_z^{hst} and $(F_z^{\text{hst}})^*$ for the Case (LAMP-4, Task 1, Forced Pitch Motion, Model 5514 Scaled to L = 142 m, $\omega = 0.3831$ rad/s, $F_n = 0.3$)

LAMP-4							
θ_a (°)	$\langle F_z^{\text{hst}} \rangle$ Mean (kN)	Unfiltered F_z^{hst}		Filtered F_z^{hst}		Filtered $(F_z^{\text{hst}})^*$	
		Min. (kN)	Max. (kN)	Min. (kN)	Max. (kN)	Min. (kN/°)	Max. (kN/°)
1.00	9.20E+04	9.00E+04	9.43E+04	9.00E+04	9.43E+04	-1.92E+03	2.31E+03
1.75	9.24E+04	8.98E+04	9.65E+04	8.98E+04	9.65E+04	-1.51E+03	2.31E+03
2.50	9.32E+04	8.98E+04	9.89E+04	8.98E+04	9.89E+04	-1.35E+03	2.30E+03
3.75	9.49E+04	8.98E+04	1.04E+05	8.98E+04	1.04E+05	-1.37E+03	2.32E+03
5.00	9.71E+04	8.98E+04	1.07E+05	8.98E+04	1.07E+05	-1.45E+03	2.02E+03

TASK 1/PITCH MOTION/MODEL 5514

Table P-279. Minimum and Maximum of Variables F_z^{hst} and $(F_z^{\text{hst}})^*$ for the Case (NFA, Task 1, Forced Pitch Motion, Model 5514 Scaled to L = 142 m, $\omega = 0.3831$ rad/s, $F_n = 0.3$)

NFA							
θ_a (°)	$\langle F_z^{\text{hst}} \rangle$	Unfiltered F_z^{hst}		Filtered F_z^{hst}		Filtered $(F_z^{\text{hst}})^*$	
	Mean (kN)	Min. (kN)	Max. (kN)	Min. (kN)	Max. (kN)	Min. (kN/°)	Max. (kN/°)
1.00	—	—	—	—	—	—	—
1.75	—	—	—	—	—	—	—
2.50	—	—	—	—	—	—	—
3.75	—	—	—	—	—	—	—
5.00	—	—	—	—	—	—	—

Table P-280. Minimum and Maximum of Variables F_z^{hst} and $(F_z^{\text{hst}})^*$ for the Case (NSHIPMO, Task 1, Forced Pitch Motion, Model 5514 Scaled to L = 142 m, $\omega = 0.3831$ rad/s, $F_n = 0.3$)

NSHIPMO							
θ_a (°)	$\langle F_z^{\text{hst}} \rangle$	Unfiltered F_z^{hst}		Filtered F_z^{hst}		Filtered $(F_z^{\text{hst}})^*$	
	Mean (kN)	Min. (kN)	Max. (kN)	Min. (kN)	Max. (kN)	Min. (kN/°)	Max. (kN/°)
1.00	9.22E+04	9.05E+04	9.42E+04	9.05E+04	9.42E+04	-1.66E+03	2.04E+03
1.75	9.26E+04	9.02E+04	9.63E+04	9.02E+04	9.62E+04	-1.38E+03	2.09E+03
2.50	9.33E+04	9.02E+04	9.86E+04	9.02E+04	9.86E+04	-1.22E+03	2.10E+03
3.75	9.50E+04	9.02E+04	1.03E+05	9.03E+04	1.03E+05	-1.25E+03	2.15E+03
5.00	9.72E+04	9.02E+04	1.08E+05	9.03E+04	1.08E+05	-1.38E+03	2.20E+03

TASK 1/PITCH MOTION/MODEL 5514

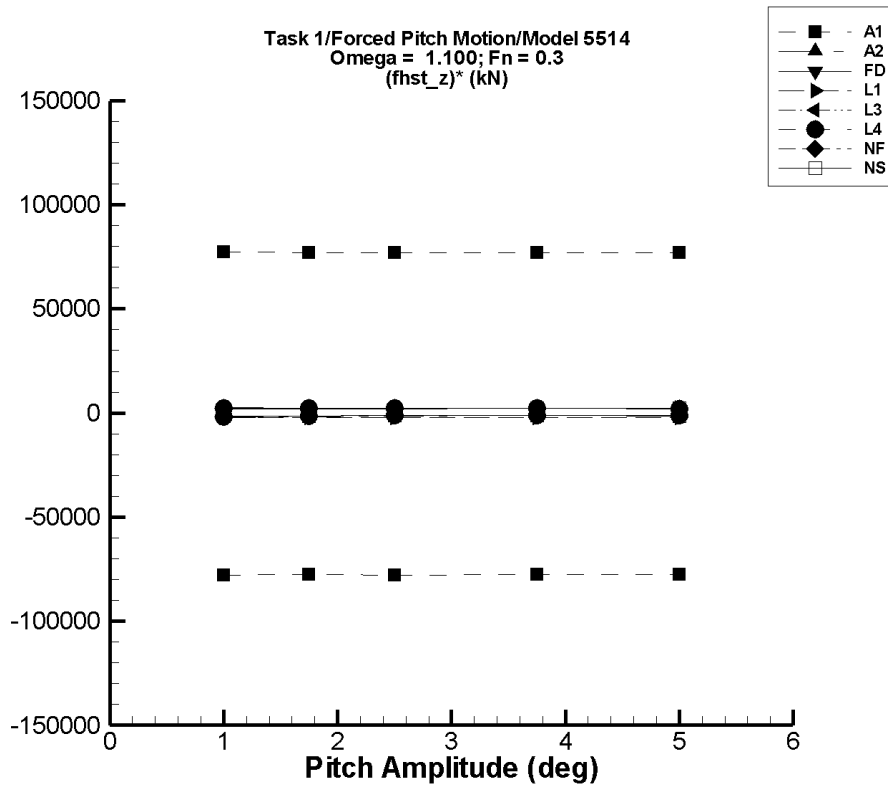


Figure P-36. Minimum and maximum of filtered $(F_z^{\text{hst}} - \langle F_z^{\text{hst}} \rangle) / \theta_a$ vs. θ_a for $\omega = 1.1000$ rad/s, $F_n = 0.3$ in the case of task 1, forced pitch motion, and Model 5514 scaled to $L = 142$ m.

TASK 1/PITCH MOTION/MODEL 5514

Table P-281. Minimum and Maximum of Variables F_z^{hst} and $(F_z^{\text{hst}})^*$ for the Case (AEGIR-1, Task 1, Forced Pitch Motion, Model 5514 Scaled to L = 142 m, $\omega = 1.1000$ rad/s, $F_n = 0.3$)

AEGIR-1							
θ_α (°)	$\langle F_z^{\text{hst}} \rangle$ Mean (kN)	Unfiltered F_z^{hst}		Filtered F_z^{hst}		Filtered $(F_z^{\text{hst}})^*$	
		Min. (kN)	Max. (kN)	Min. (kN)	Max. (kN)	Min. (kN/°)	Max. (kN/°)
1.00	9.20E+04	1.20E+04	1.72E+05	1.40E+04	1.69E+05	-7.80E+04	7.74E+04
1.75	9.19E+04	-4.73E+04	2.31E+05	-4.40E+04	2.27E+05	-7.77E+04	7.71E+04
2.50	9.19E+04	-1.07E+05	2.91E+05	-1.02E+05	2.85E+05	-7.77E+04	7.71E+04
3.75	9.19E+04	-2.06E+05	3.90E+05	-1.99E+05	3.81E+05	-7.76E+04	7.70E+04
5.00	9.18E+04	-3.06E+05	4.89E+05	-2.96E+05	4.77E+05	-7.76E+04	7.70E+04

Table P-282. Minimum and Maximum of Variables F_z^{hst} and $(F_z^{\text{hst}})^*$ for the Case (AEGIR-2, Task 1, Forced Pitch Motion, Model 5514 Scaled to L = 142 m, $\omega = 1.1000$ rad/s, $F_n = 0.3$)

AEGIR-2							
θ_α (°)	$\langle F_z^{\text{hst}} \rangle$ Mean (kN)	Unfiltered F_z^{hst}		Filtered F_z^{hst}		Filtered $(F_z^{\text{hst}})^*$	
		Min. (kN)	Max. (kN)	Min. (kN)	Max. (kN)	Min. (kN/°)	Max. (kN/°)
1.00	9.21E+04	8.98E+04	9.47E+04	8.98E+04	9.46E+04	-2.29E+03	2.55E+03
1.75	9.26E+04	8.95E+04	9.69E+04	8.95E+04	9.68E+04	-1.72E+03	2.40E+03
2.50	9.34E+04	8.95E+04	9.92E+04	8.99E+04	9.90E+04	-1.41E+03	2.25E+03
3.75	9.53E+04	8.95E+04	1.04E+05	9.04E+04	1.03E+05	-1.30E+03	2.15E+03
5.00	9.75E+04	8.96E+04	1.08E+05	9.10E+04	1.07E+05	-1.31E+03	1.96E+03

TASK 1/PITCH MOTION/MODEL 5514

Table P-283. Minimum and Maximum of Variables F_z^{hst} and $(F_z^{\text{hst}})^*$ for the Case (FREDYN, Task 1, Forced Pitch Motion, Model 5514 Scaled to L = 142 m, $\omega = 1.1000$ rad/s, $F_n = 0.3$)

FREDYN							
θ_a (°)	$\langle F_z^{\text{hst}} \rangle$ Mean (kN)	Unfiltered F_z^{hst}		Filtered F_z^{hst}		Filtered $(F_z^{\text{hst}})^*$	
		Min. (kN)	Max. (kN)	Min. (kN)	Max. (kN)	Min. (kN/°)	Max. (kN/°)
1.00	9.22E+04	9.02E+04	9.46E+04	9.03E+04	9.45E+04	-1.94E+03	2.27E+03
1.75	9.27E+04	8.99E+04	9.68E+04	8.99E+04	9.66E+04	-1.56E+03	2.26E+03
2.50	9.34E+04	8.99E+04	9.93E+04	9.00E+04	9.90E+04	-1.34E+03	2.25E+03
3.75	9.51E+04	8.99E+04	1.04E+05	9.04E+04	1.04E+05	-1.26E+03	2.24E+03
5.00	9.73E+04	8.99E+04	1.07E+05	9.08E+04	1.07E+05	-1.29E+03	2.01E+03

Table P-284. Minimum and Maximum of Variables F_z^{hst} and $(F_z^{\text{hst}})^*$ for the Case (LAMP-1, Task 1, Forced Pitch Motion, Model 5514 Scaled to L = 142 m, $\omega = 1.1000$ rad/s, $F_n = 0.3$)

LAMP-1							
θ_a (°)	$\langle F_z^{\text{hst}} \rangle$ Mean (kN)	Unfiltered F_z^{hst}		Filtered F_z^{hst}		Filtered $(F_z^{\text{hst}})^*$	
		Min. (kN)	Max. (kN)	Min. (kN)	Max. (kN)	Min. (kN/°)	Max. (kN/°)
1.00	9.18E+04	8.96E+04	9.40E+04	8.96E+04	9.40E+04	-2.20E+03	2.19E+03
1.75	9.18E+04	8.79E+04	9.56E+04	8.79E+04	9.56E+04	-2.20E+03	2.18E+03
2.50	9.18E+04	8.62E+04	9.72E+04	8.62E+04	9.72E+04	-2.21E+03	2.17E+03
3.75	9.17E+04	8.33E+04	9.99E+04	8.34E+04	9.98E+04	-2.21E+03	2.16E+03
5.00	9.16E+04	8.04E+04	1.02E+05	8.05E+04	1.02E+05	-2.22E+03	2.15E+03

TASK 1/PITCH MOTION/MODEL 5514

Table P-285. Minimum and Maximum of Variables F_z^{hst} and $(F_z^{\text{hst}})^*$ for the Case (LAMP-3, Task 1, Forced Pitch Motion, Model 5514 Scaled to L = 142 m, $\omega = 1.1000$ rad/s, $F_n = 0.3$)

LAMP-3							
θ_a (°)	$\langle F_z^{\text{hst}} \rangle$	Unfiltered F_z^{hst}		Filtered F_z^{hst}		Filtered $(F_z^{\text{hst}})^*$	
	Mean (kN)	Min. (kN)	Max. (kN)	Min. (kN)	Max. (kN)	Min. (kN/°)	Max. (kN/°)
1.00	9.20E+04	9.00E+04	9.43E+04	9.01E+04	9.42E+04	-1.90E+03	2.28E+03
1.75	9.24E+04	8.98E+04	9.65E+04	8.98E+04	9.64E+04	-1.51E+03	2.28E+03
2.50	9.32E+04	8.98E+04	9.89E+04	8.98E+04	9.88E+04	-1.33E+03	2.27E+03
3.75	9.49E+04	8.98E+04	1.04E+05	9.00E+04	1.03E+05	-1.32E+03	2.28E+03
5.00	9.71E+04	8.98E+04	1.07E+05	9.02E+04	1.07E+05	-1.38E+03	2.02E+03

Table P-286. Minimum and Maximum of Variables F_z^{hst} and $(F_z^{\text{hst}})^*$ for the Case (LAMP-4, Task 1, Forced Pitch Motion, Model 5514 Scaled to L = 142 m, $\omega = 1.1000$ rad/s, $F_n = 0.3$)

LAMP-4							
θ_a (°)	$\langle F_z^{\text{hst}} \rangle$	Unfiltered F_z^{hst}		Filtered F_z^{hst}		Filtered $(F_z^{\text{hst}})^*$	
	Mean (kN)	Min. (kN)	Max. (kN)	Min. (kN)	Max. (kN)	Min. (kN/°)	Max. (kN/°)
1.00	9.20E+04	9.00E+04	9.43E+04	9.01E+04	9.42E+04	-1.90E+03	2.28E+03
1.75	9.24E+04	8.98E+04	9.65E+04	8.98E+04	9.64E+04	-1.51E+03	2.28E+03
2.50	9.32E+04	8.98E+04	9.89E+04	8.98E+04	9.88E+04	-1.33E+03	2.27E+03
3.75	9.49E+04	8.98E+04	1.04E+05	9.00E+04	1.03E+05	-1.32E+03	2.28E+03
5.00	9.71E+04	8.98E+04	1.07E+05	9.02E+04	1.07E+05	-1.38E+03	2.02E+03

TASK 1/PITCH MOTION/MODEL 5514

Table P-287. Minimum and Maximum of Variables F_z^{hst} and $(F_z^{\text{hst}})^*$ for the Case (NFA, Task 1, Forced Pitch Motion, Model 5514 Scaled to L = 142 m, $\omega = 1.1000$ rad/s, $F_n = 0.3$)

NFA							
θ_a (°)	$\langle F_z^{\text{hst}} \rangle$	Unfiltered F_z^{hst}		Filtered F_z^{hst}		Filtered $(F_z^{\text{hst}})^*$	
	Mean (kN)	Min. (kN)	Max. (kN)	Min. (kN)	Max. (kN)	Min. (kN/°)	Max. (kN/°)
1.00	—	—	—	—	—	—	—
1.75	—	—	—	—	—	—	—
2.50	—	—	—	—	—	—	—
3.75	—	—	—	—	—	—	—
5.00	—	—	—	—	—	—	—

Table P-288. Minimum and Maximum of Variables F_z^{hst} and $(F_z^{\text{hst}})^*$ for the Case (NSHIPMO, Task 1, Forced Pitch Motion, Model 5514 Scaled to L = 142 m, $\omega = 1.1000$ rad/s, $F_n = 0.3$)

NSHIPMO							
θ_a (°)	$\langle F_z^{\text{hst}} \rangle$	Unfiltered F_z^{hst}		Filtered F_z^{hst}		Filtered $(F_z^{\text{hst}})^*$	
	Mean (kN)	Min. (kN)	Max. (kN)	Min. (kN)	Max. (kN)	Min. (kN/°)	Max. (kN/°)
1.00	9.22E+04	9.05E+04	9.42E+04	9.05E+04	9.42E+04	-1.66E+03	2.04E+03
1.75	9.26E+04	9.02E+04	9.63E+04	9.02E+04	9.62E+04	-1.38E+03	2.09E+03
2.50	9.33E+04	9.02E+04	9.86E+04	9.02E+04	9.86E+04	-1.22E+03	2.10E+03
3.75	9.50E+04	9.02E+04	1.03E+05	9.03E+04	1.03E+05	-1.25E+03	2.15E+03
5.00	9.72E+04	9.02E+04	1.08E+05	9.03E+04	1.08E+05	-1.38E+03	2.20E+03

TASK 1/PITCH MOTION/MODEL 5514

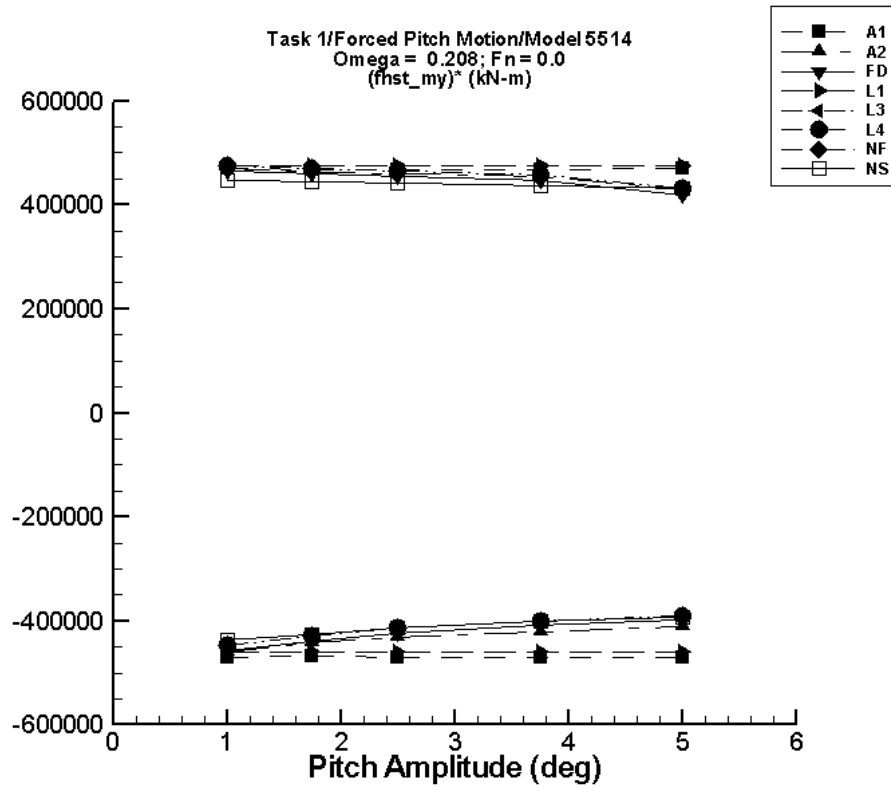


Figure P-37. Minimum and maximum of filtered $(M_y^{\text{hst}} - \langle M_y^{\text{hst}} \rangle) / \theta_a$ vs. θ_a for $\omega = 0.2079$ rad/s, $F_n = 0.0$ in the case of task 1, forced pitch motion, and Model 5514 scaled to $L = 142$ m.

TASK 1/PITCH MOTION/MODEL 5514

Table P-289. Minimum and Maximum of Variables M_y^{hst} and $(M_y^{\text{hst}})^*$ for the Case (AEGIR-1, Task 1, Forced Pitch Motion, Model 5514 Scaled to L = 142 m, $\omega = 0.2079$ rad/s, $F_n = 0.0$)

AEGIR-1							
θ_a (°)	$\langle M_y^{\text{hst}} \rangle$ Mean (kN-m)	Unfiltered M_y^{hst}		Filtered M_y^{hst}		Filtered $(M_y^{\text{hst}})^*$	
		Min. (kN-m)	Max. (kN-m)	Min. (kN-m)	Max. (kN-m)	Min. (kN-m/°)	Max. (kN-m/°)
1.00	0.300	-4.71E+05	4.71E+05	-4.71E+05	4.70E+05	-4.71E+05	4.70E+05
1.75	0.610	-8.20E+05	8.20E+05	-8.20E+05	8.19E+05	-4.69E+05	4.68E+05
2.50	0.653	-1.17E+06	1.17E+06	-1.17E+06	1.17E+06	-4.69E+05	4.68E+05
3.75	1.70	-1.76E+06	1.76E+06	-1.76E+06	1.76E+06	-4.69E+05	4.68E+05
5.00	1.78	-2.35E+06	2.35E+06	-2.35E+06	2.34E+06	-4.70E+05	4.69E+05

Table P-290. Minimum and Maximum of Variables M_y^{hst} and $(M_y^{\text{hst}})^*$ for the Case (AEGIR-2, Task 1, Forced Pitch Motion, Model 5514 Scaled to L = 142 m, $\omega = 0.2079$ rad/s, $F_n = 0.0$)

AEGIR-2							
θ_a (°)	$\langle M_y^{\text{hst}} \rangle$ Mean (kN-m)	Unfiltered M_y^{hst}		Filtered M_y^{hst}		Filtered $(M_y^{\text{hst}})^*$	
		Min. (kN-m)	Max. (kN-m)	Min. (kN-m)	Max. (kN-m)	Min. (kN-m/°)	Max. (kN-m/°)
1.00	5.22E+03	-4.55E+05	4.76E+05	-4.55E+05	4.75E+05	-4.60E+05	4.70E+05
1.75	1.76E+04	-7.55E+05	8.29E+05	-7.55E+05	8.28E+05	-4.41E+05	4.63E+05
2.50	3.56E+04	-1.05E+06	1.19E+06	-1.05E+06	1.19E+06	-4.32E+05	4.60E+05
3.75	7.00E+04	-1.51E+06	1.77E+06	-1.51E+06	1.77E+06	-4.21E+05	4.54E+05
5.00	9.86E+04	-1.95E+06	2.25E+06	-1.95E+06	2.25E+06	-4.10E+05	4.29E+05

TASK 1/PITCH MOTION/MODEL 5514

Table P-291. Minimum and Maximum of Variables M_y^{hst} and $(M_y^{\text{hst}})^*$ for the Case (FREDYN, Task 1, Forced Pitch Motion, Model 5514 Scaled to L = 142 m, $\omega = 0.2079$ rad/s, $F_n = 0.0$)

FREDYN							
θ_a (°)	$\langle M_y^{\text{hst}} \rangle$ Mean (kN-m)	Unfiltered M_y^{hst}		Filtered M_y^{hst}		Filtered $(M_y^{\text{hst}})^*$	
		Min. (kN-m)	Max. (kN-m)	Min. (kN-m)	Max. (kN-m)	Min. (kN-m/°)	Max. (kN-m/°)
1.00	2.02E+04	-4.38E+05	4.87E+05	-4.37E+05	4.86E+05	-4.57E+05	4.66E+05
1.75	3.25E+04	-7.36E+05	8.40E+05	-7.35E+05	8.39E+05	-4.38E+05	4.61E+05
2.50	5.24E+04	-1.01E+06	1.19E+06	-1.01E+06	1.19E+06	-4.24E+05	4.55E+05
3.75	9.42E+04	-1.44E+06	1.78E+06	-1.44E+06	1.77E+06	-4.09E+05	4.48E+05
5.00	1.24E+05	-1.87E+06	2.22E+06	-1.87E+06	2.22E+06	-3.99E+05	4.20E+05

Table P-292. Minimum and Maximum of Variables M_y^{hst} and $(M_y^{\text{hst}})^*$ for the Case (LAMP-1, Task 1, Forced Pitch Motion, Model 5514 Scaled to L = 142 m, $\omega = 0.2079$ rad/s, $F_n = 0.0$)

LAMP-1							
θ_a (°)	$\langle M_y^{\text{hst}} \rangle$ Mean (kN-m)	Unfiltered M_y^{hst}		Filtered M_y^{hst}		Filtered $(M_y^{\text{hst}})^*$	
		Min. (kN-m)	Max. (kN-m)	Min. (kN-m)	Max. (kN-m)	Min. (kN-m/°)	Max. (kN-m/°)
1.00	0.550	-4.67E+05	4.67E+05	-4.67E+05	4.67E+05	-4.67E+05	4.67E+05
1.75	1.01	-8.18E+05	8.18E+05	-8.17E+05	8.17E+05	-4.67E+05	4.67E+05
2.50	1.11	-1.17E+06	1.17E+06	-1.17E+06	1.17E+06	-4.67E+05	4.67E+05
3.75	-5.65E-02	-1.75E+06	1.75E+06	-1.75E+06	1.75E+06	-4.67E+05	4.67E+05
5.00	2.94	-2.34E+06	2.34E+06	-2.34E+06	2.34E+06	-4.67E+05	4.67E+05

TASK 1/PITCH MOTION/MODEL 5514

Table P-293. Minimum and Maximum of Variables M_y^{hst} and $(M_y^{\text{hst}})^*$ for the Case (LAMP-3, Task 1, Forced Pitch Motion, Model 5514 Scaled to L = 142 m, $\omega = 0.2079$ rad/s, $F_n = 0.0$)

LAMP-3							
θ_a (°)	$\langle M_y^{\text{hst}} \rangle$ Mean (kN-m)	Unfiltered M_y^{hst}		Filtered M_y^{hst}		Filtered $(M_y^{\text{hst}})^*$	
		Min. (kN-m)	Max. (kN-m)	Min. (kN-m)	Max. (kN-m)	Min. (kN-m/°)	Max. (kN-m/°)
1.00	4.16E+03	-4.53E+05	4.70E+05	-4.52E+05	4.70E+05	-4.57E+05	4.65E+05
1.75	1.64E+04	-7.50E+05	8.23E+05	-7.49E+05	8.22E+05	-4.38E+05	4.60E+05
2.50	3.63E+04	-1.02E+06	1.17E+06	-1.02E+06	1.17E+06	-4.23E+05	4.55E+05
3.75	7.79E+04	-1.46E+06	1.76E+06	-1.45E+06	1.76E+06	-4.09E+05	4.48E+05
5.00	1.10E+05	-1.89E+06	2.22E+06	-1.89E+06	2.22E+06	-4.00E+05	4.22E+05

Table P-294. Minimum and Maximum of Variables M_y^{hst} and $(M_y^{\text{hst}})^*$ for the Case (LAMP-4, Task 1, Forced Pitch Motion, Model 5514 Scaled to L = 142 m, $\omega = 0.2079$ rad/s, $F_n = 0.0$)

LAMP-4							
θ_a (°)	$\langle M_y^{\text{hst}} \rangle$ Mean (kN-m)	Unfiltered M_y^{hst}		Filtered M_y^{hst}		Filtered $(M_y^{\text{hst}})^*$	
		Min. (kN-m)	Max. (kN-m)	Min. (kN-m)	Max. (kN-m)	Min. (kN-m/°)	Max. (kN-m/°)
1.00	4.16E+03	-4.53E+05	4.70E+05	-4.52E+05	4.70E+05	-4.57E+05	4.65E+05
1.75	1.64E+04	-7.50E+05	8.23E+05	-7.49E+05	8.22E+05	-4.38E+05	4.60E+05
2.50	3.63E+04	-1.02E+06	1.17E+06	-1.02E+06	1.17E+06	-4.23E+05	4.55E+05
3.75	7.79E+04	-1.46E+06	1.76E+06	-1.45E+06	1.76E+06	-4.09E+05	4.48E+05
5.00	1.10E+05	-1.89E+06	2.22E+06	-1.89E+06	2.22E+06	-4.00E+05	4.22E+05

TASK 1/PITCH MOTION/MODEL 5514

Table P-295. Minimum and Maximum of Variables M_y^{hst} and $(M_y^{\text{hst}})^*$ for the Case (NFA, Task 1, Forced Pitch Motion, Model 5514 Scaled to L = 142 m, $\omega = 0.2079$ rad/s, $F_n = 0.0$)

NFA							
θ_a (°)	$\langle M_y^{\text{hst}} \rangle$	Unfiltered M_y^{hst}		Filtered M_y^{hst}		Filtered $(M_y^{\text{hst}})^*$	
	Mean (kN-m)	Min. (kN-m)	Max. (kN-m)	Min. (kN-m)	Max. (kN-m)	Min. (kN-m/°)	Max. (kN-m/°)
1.00	—	—	—	—	—	—	—
1.75	—	—	—	—	—	—	—
2.50	—	—	—	—	—	—	—
3.75	—	—	—	—	—	—	—
5.00	—	—	—	—	—	—	—

Table P-296. Minimum and Maximum of Variables M_y^{hst} and $(M_y^{\text{hst}})^*$ for the Case (NSHIPMO, Task 1, Forced Pitch Motion, Model 5514 Scaled to L = 142 m, $\omega = 0.2079$ rad/s, $F_n = 0.0$)

NSHIPMO							
θ_a (°)	$\langle M_y^{\text{hst}} \rangle$	Unfiltered M_y^{hst}		Filtered M_y^{hst}		Filtered $(M_y^{\text{hst}})^*$	
	Mean (kN-m)	Min. (kN-m)	Max. (kN-m)	Min. (kN-m)	Max. (kN-m)	Min. (kN-m/°)	Max. (kN-m/°)
1.00	5.40E+03	-4.36E+05	4.56E+05	-4.31E+05	4.52E+05	-4.37E+05	4.46E+05
1.75	1.63E+04	-7.35E+05	8.02E+05	-7.28E+05	7.94E+05	-4.25E+05	4.44E+05
2.50	3.50E+04	-1.01E+06	1.15E+06	-9.99E+05	1.14E+06	-4.13E+05	4.41E+05
3.75	7.50E+04	-1.43E+06	1.72E+06	-1.43E+06	1.71E+06	-4.00E+05	4.36E+05
5.00	1.19E+05	-1.85E+06	2.28E+06	-1.84E+06	2.28E+06	-3.93E+05	4.31E+05

TASK 1/PITCH MOTION/MODEL 5514

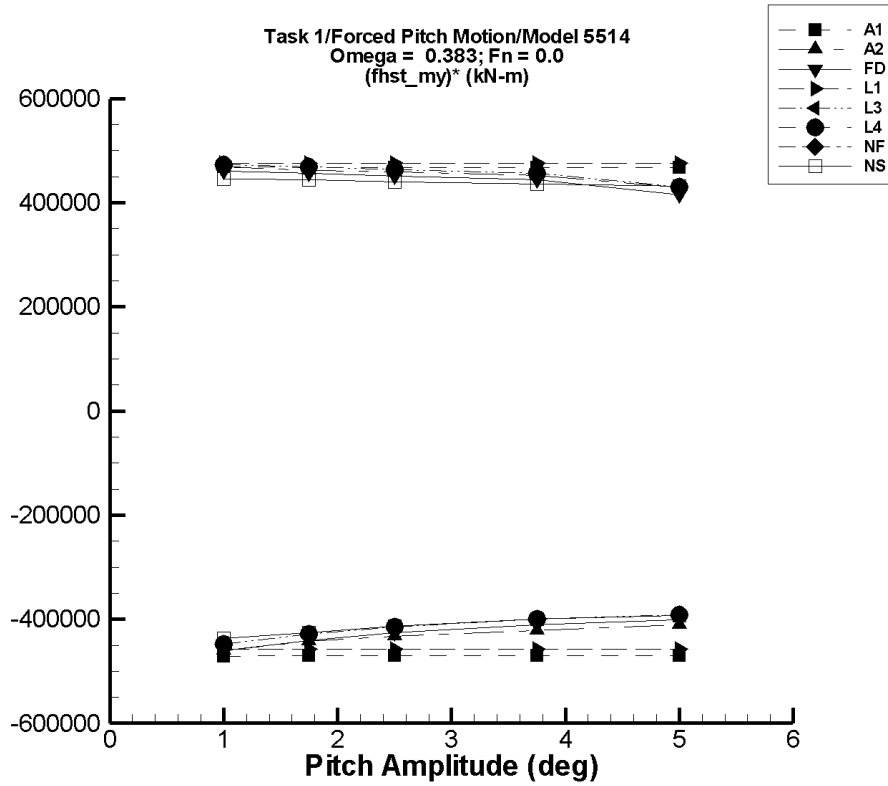


Figure P-38. Minimum and maximum of filtered $(M_y^{\text{hst}} - \langle M_y^{\text{hst}} \rangle) / \theta_a$ vs. θ_a for $\omega = 0.3831$ rad/s, $F_n = 0.0$ in the case of task 1, forced pitch motion, and Model 5514 scaled to $L = 142$ m.

TASK 1/PITCH MOTION/MODEL 5514

Table P-297. Minimum and Maximum of Variables M_y^{hst} and $(M_y^{\text{hst}})^*$ for the Case (AEGIR-1, Task 1, Forced Pitch Motion, Model 5514 Scaled to L = 142 m, $\omega = 0.3831$ rad/s, $F_n = 0.0$)

AEGIR-1							
θ_a (°)	$\langle M_y^{\text{hst}} \rangle$ Mean (kN-m)	Unfiltered M_y^{hst}		Filtered M_y^{hst}		Filtered $(M_y^{\text{hst}})^*$	
		Min. (kN-m)	Max. (kN-m)	Min. (kN-m)	Max. (kN-m)	Min. (kN-m/°)	Max. (kN-m/°)
1.00	-1.41E-02	-4.71E+05	4.71E+05	-4.72E+05	4.69E+05	-4.72E+05	4.69E+05
1.75	-1.52E-03	-8.20E+05	8.20E+05	-8.22E+05	8.17E+05	-4.70E+05	4.67E+05
2.50	-0.111	-1.17E+06	1.17E+06	-1.18E+06	1.17E+06	-4.70E+05	4.67E+05
3.75	-0.188	-1.76E+06	1.76E+06	-1.76E+06	1.75E+06	-4.70E+05	4.67E+05
5.00	3.99E-02	-2.35E+06	2.35E+06	-2.35E+06	2.34E+06	-4.71E+05	4.68E+05

Table P-298. Minimum and Maximum of Variables M_y^{hst} and $(M_y^{\text{hst}})^*$ for the Case (AEGIR-2, Task 1, Forced Pitch Motion, Model 5514 Scaled to L = 142 m, $\omega = 0.3831$ rad/s, $F_n = 0.0$)

AEGIR-2							
θ_a (°)	$\langle M_y^{\text{hst}} \rangle$ Mean (kN-m)	Unfiltered M_y^{hst}		Filtered M_y^{hst}		Filtered $(M_y^{\text{hst}})^*$	
		Min. (kN-m)	Max. (kN-m)	Min. (kN-m)	Max. (kN-m)	Min. (kN-m/°)	Max. (kN-m/°)
1.00	4.90E+03	-4.55E+05	4.76E+05	-4.55E+05	4.74E+05	-4.60E+05	4.69E+05
1.75	1.78E+04	-7.55E+05	8.29E+05	-7.56E+05	8.26E+05	-4.42E+05	4.62E+05
2.50	3.56E+04	-1.05E+06	1.19E+06	-1.05E+06	1.18E+06	-4.33E+05	4.59E+05
3.75	7.02E+04	-1.51E+06	1.77E+06	-1.51E+06	1.77E+06	-4.22E+05	4.52E+05
5.00	9.80E+04	-1.95E+06	2.25E+06	-1.96E+06	2.24E+06	-4.11E+05	4.29E+05

TASK 1/PITCH MOTION/MODEL 5514

Table P-299. Minimum and Maximum of Variables M_y^{hst} and $(M_y^{\text{hst}})^*$ for the Case (FREDYN, Task 1, Forced Pitch Motion, Model 5514 Scaled to L = 142 m, $\omega = 0.3831$ rad/s, $F_n = 0.0$)

FREDYN							
θ_a (°)	$\langle M_y^{\text{hst}} \rangle$ Mean (kN-m)	Unfiltered M_y^{hst}		Filtered M_y^{hst}		Filtered $(M_y^{\text{hst}})^*$	
		Min. (kN-m)	Max. (kN-m)	Min. (kN-m)	Max. (kN-m)	Min. (kN-m/°)	Max. (kN-m/°)
1.00	2.02E+04	-4.37E+05	4.87E+05	-4.36E+05	4.85E+05	-4.56E+05	4.65E+05
1.75	3.24E+04	-7.36E+05	8.40E+05	-7.33E+05	8.37E+05	-4.37E+05	4.60E+05
2.50	5.22E+04	-1.01E+06	1.19E+06	-1.00E+06	1.19E+06	-4.23E+05	4.54E+05
3.75	9.39E+04	-1.44E+06	1.78E+06	-1.44E+06	1.77E+06	-4.08E+05	4.47E+05
5.00	1.24E+05	-1.87E+06	2.22E+06	-1.87E+06	2.22E+06	-3.98E+05	4.19E+05

Table P-300. Minimum and Maximum of Variables M_y^{hst} and $(M_y^{\text{hst}})^*$ for the Case (LAMP-1, Task 1, Forced Pitch Motion, Model 5514 Scaled to L = 142 m, $\omega = 0.3831$ rad/s, $F_n = 0.0$)

LAMP-1							
θ_a (°)	$\langle M_y^{\text{hst}} \rangle$ Mean (kN-m)	Unfiltered M_y^{hst}		Filtered M_y^{hst}		Filtered $(M_y^{\text{hst}})^*$	
		Min. (kN-m)	Max. (kN-m)	Min. (kN-m)	Max. (kN-m)	Min. (kN-m/°)	Max. (kN-m/°)
1.00	-2.92	-4.67E+05	4.67E+05	-4.67E+05	4.67E+05	-4.67E+05	4.67E+05
1.75	-4.85	-8.18E+05	8.18E+05	-8.17E+05	8.17E+05	-4.67E+05	4.67E+05
2.50	-6.89	-1.17E+06	1.17E+06	-1.17E+06	1.17E+06	-4.67E+05	4.67E+05
3.75	-15.8	-1.75E+06	1.75E+06	-1.75E+06	1.75E+06	-4.67E+05	4.67E+05
5.00	-14.0	-2.34E+06	2.34E+06	-2.33E+06	2.33E+06	-4.67E+05	4.67E+05

Table P-301. Minimum and Maximum of Variables M_y^{hst} and $(M_y^{\text{hst}})^*$ for the Case (LAMP-3, Task 1, Forced Pitch Motion, Model 5514 Scaled to L = 142 m, $\omega = 0.3831$ rad/s, $F_n = 0.0$)

LAMP-3							
θ_a (°)	$\langle M_y^{\text{hst}} \rangle$ Mean (kN-m)	Unfiltered M_y^{hst}		Filtered M_y^{hst}		Filtered $(M_y^{\text{hst}})^*$	
		Min. (kN-m)	Max. (kN-m)	Min. (kN-m)	Max. (kN-m)	Min. (kN-m/°)	Max. (kN-m/°)
1.00	4.17E+03	-4.53E+05	4.70E+05	-4.52E+05	4.69E+05	-4.56E+05	4.65E+05
1.75	1.65E+04	-7.50E+05	8.23E+05	-7.49E+05	8.21E+05	-4.37E+05	4.60E+05
2.50	3.63E+04	-1.02E+06	1.17E+06	-1.02E+06	1.17E+06	-4.23E+05	4.55E+05
3.75	7.78E+04	-1.46E+06	1.76E+06	-1.45E+06	1.76E+06	-4.08E+05	4.47E+05
5.00	1.09E+05	-1.89E+06	2.22E+06	-1.89E+06	2.22E+06	-3.99E+05	4.22E+05

Table P-302. Minimum and Maximum of Variables M_y^{hst} and $(M_y^{\text{hst}})^*$ for the Case (LAMP-4, Task 1, Forced Pitch Motion, Model 5514 Scaled to L = 142 m, $\omega = 0.3831$ rad/s, $F_n = 0.0$)

LAMP-4							
θ_a (°)	$\langle M_y^{\text{hst}} \rangle$ Mean (kN-m)	Unfiltered M_y^{hst}		Filtered M_y^{hst}		Filtered $(M_y^{\text{hst}})^*$	
		Min. (kN-m)	Max. (kN-m)	Min. (kN-m)	Max. (kN-m)	Min. (kN-m/°)	Max. (kN-m/°)
1.00	4.17E+03	-4.53E+05	4.70E+05	-4.52E+05	4.69E+05	-4.56E+05	4.65E+05
1.75	1.65E+04	-7.50E+05	8.23E+05	-7.49E+05	8.21E+05	-4.37E+05	4.60E+05
2.50	3.63E+04	-1.02E+06	1.17E+06	-1.02E+06	1.17E+06	-4.23E+05	4.55E+05
3.75	7.78E+04	-1.46E+06	1.76E+06	-1.45E+06	1.76E+06	-4.08E+05	4.47E+05
5.00	1.09E+05	-1.89E+06	2.22E+06	-1.89E+06	2.22E+06	-3.99E+05	4.22E+05

TASK 1/PITCH MOTION/MODEL 5514

Table P-303. Minimum and Maximum of Variables M_y^{hst} and $(M_y^{\text{hst}})^*$ for the Case (NFA, Task 1, Forced Pitch Motion, Model 5514 Scaled to L = 142 m, $\omega = 0.3831$ rad/s, $F_n = 0.0$)

NFA							
θ_a (°)	$\langle M_y^{\text{hst}} \rangle$	Unfiltered M_y^{hst}		Filtered M_y^{hst}		Filtered $(M_y^{\text{hst}})^*$	
	Mean (kN-m)	Min. (kN-m)	Max. (kN-m)	Min. (kN-m)	Max. (kN-m)	Min. (kN-m/°)	Max. (kN-m/°)
1.00	—	—	—	—	—	—	—
1.75	—	—	—	—	—	—	—
2.50	—	—	—	—	—	—	—
3.75	—	—	—	—	—	—	—
5.00	—	—	—	—	—	—	—

Table P-304. Minimum and Maximum of Variables M_y^{hst} and $(M_y^{\text{hst}})^*$ for the Case (NSHIPMO, Task 1, Forced Pitch Motion, Model 5514 Scaled to L = 142 m, $\omega = 0.3831$ rad/s, $F_n = 0.0$)

NSHIPMO							
θ_a (°)	$\langle M_y^{\text{hst}} \rangle$	Unfiltered M_y^{hst}		Filtered M_y^{hst}		Filtered $(M_y^{\text{hst}})^*$	
	Mean (kN-m)	Min. (kN-m)	Max. (kN-m)	Min. (kN-m)	Max. (kN-m)	Min. (kN-m/°)	Max. (kN-m/°)
1.00	5.39E+03	-4.36E+05	4.56E+05	-4.31E+05	4.51E+05	-4.37E+05	4.46E+05
1.75	1.63E+04	-7.35E+05	8.02E+05	-7.28E+05	7.94E+05	-4.25E+05	4.44E+05
2.50	3.50E+04	-1.01E+06	1.15E+06	-9.98E+05	1.14E+06	-4.13E+05	4.41E+05
3.75	7.50E+04	-1.43E+06	1.72E+06	-1.43E+06	1.71E+06	-4.00E+05	4.36E+05
5.00	1.19E+05	-1.85E+06	2.28E+06	-1.84E+06	2.28E+06	-3.93E+05	4.31E+05

TASK 1/PITCH MOTION/MODEL 5514

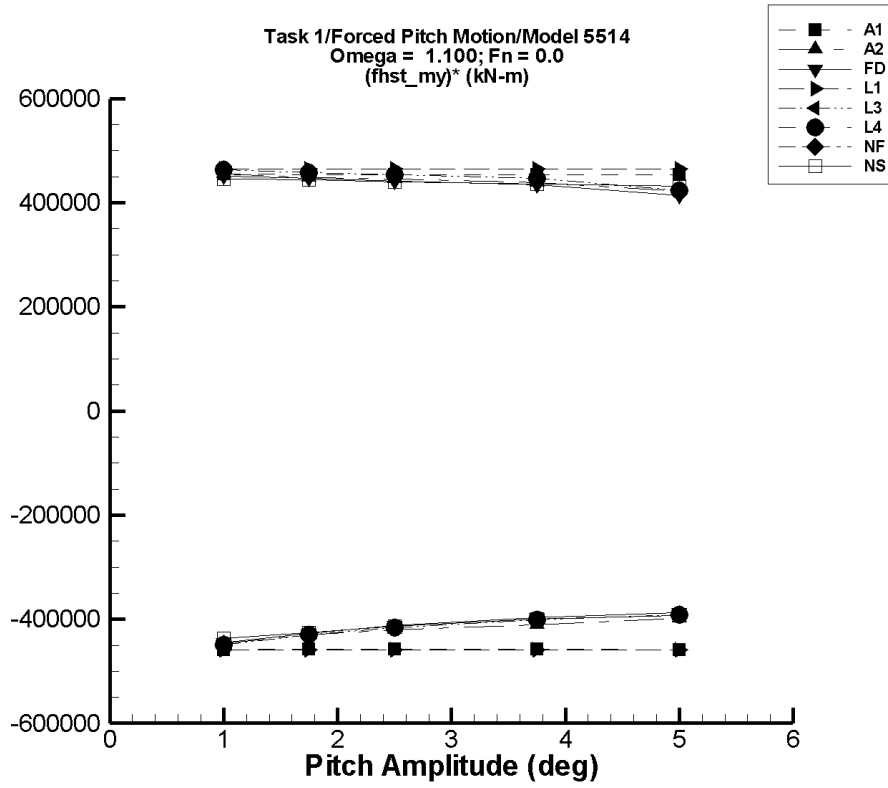


Figure P-39. Minimum and maximum of filtered $(M_y^{\text{hst}} - \langle M_y^{\text{hst}} \rangle) / \theta_a$ vs. θ_a for $\omega = 1.1000$ rad/s, $F_n = 0.0$ in the case of task 1, forced pitch motion, and Model 5514 scaled to $L = 142$ m.

TASK 1/PITCH MOTION/MODEL 5514

Table P-305. Minimum and Maximum of Variables M_y^{hst} and $(M_y^{\text{hst}})^*$ for the Case (AEGIR-1, Task 1, Forced Pitch Motion, Model 5514 Scaled to L = 142 m, $\omega = 1.1000$ rad/s, $F_n = 0.0$)

AEGIR-1							
θ_a (°)	$\langle M_y^{\text{hst}} \rangle$ Mean (kN-m)	Unfiltered M_y^{hst}		Filtered M_y^{hst}		Filtered $(M_y^{\text{hst}})^*$	
		Min. (kN-m)	Max. (kN-m)	Min. (kN-m)	Max. (kN-m)	Min. (kN-m/°)	Max. (kN-m/°)
1.00	0.489	-4.71E+05	4.70E+05	-4.59E+05	4.56E+05	-4.59E+05	4.56E+05
1.75	0.851	-8.20E+05	8.19E+05	-8.00E+05	7.94E+05	-4.57E+05	4.54E+05
2.50	1.21	-1.17E+06	1.17E+06	-1.14E+06	1.14E+06	-4.58E+05	4.54E+05
3.75	1.81	-1.76E+06	1.76E+06	-1.72E+06	1.70E+06	-4.58E+05	4.54E+05
5.00	2.44	-2.35E+06	2.35E+06	-2.29E+06	2.27E+06	-4.58E+05	4.55E+05

Table P-306. Minimum and Maximum of Variables M_y^{hst} and $(M_y^{\text{hst}})^*$ for the Case (AEGIR-2, Task 1, Forced Pitch Motion, Model 5514 Scaled to L = 142 m, $\omega = 1.1000$ rad/s, $F_n = 0.0$)

AEGIR-2							
θ_a (°)	$\langle M_y^{\text{hst}} \rangle$ Mean (kN-m)	Unfiltered M_y^{hst}		Filtered M_y^{hst}		Filtered $(M_y^{\text{hst}})^*$	
		Min. (kN-m)	Max. (kN-m)	Min. (kN-m)	Max. (kN-m)	Min. (kN-m/°)	Max. (kN-m/°)
1.00	5.20E+03	-4.55E+05	4.75E+05	-4.41E+05	4.61E+05	-4.47E+05	4.56E+05
1.75	1.77E+04	-7.55E+05	8.28E+05	-7.33E+05	8.03E+05	-4.29E+05	4.49E+05
2.50	3.56E+04	-1.05E+06	1.19E+06	-1.02E+06	1.15E+06	-4.20E+05	4.45E+05
3.75	7.01E+04	-1.51E+06	1.77E+06	-1.47E+06	1.72E+06	-4.10E+05	4.40E+05
5.00	9.74E+04	-1.95E+06	2.25E+06	-1.90E+06	2.21E+06	-3.99E+05	4.22E+05

TASK 1/PITCH MOTION/MODEL 5514

Table P-307. Minimum and Maximum of Variables M_y^{hst} and $(M_y^{\text{hst}})^*$ for the Case (FREDYN, Task 1, Forced Pitch Motion, Model 5514 Scaled to L = 142 m, $\omega = 1.1000$ rad/s, $F_n = 0.0$)

FREDYN							
θ_a (°)	$\langle M_y^{\text{hst}} \rangle$ Mean (kN-m)	Unfiltered M_y^{hst}		Filtered M_y^{hst}		Filtered $(M_y^{\text{hst}})^*$	
		Min. (kN-m)	Max. (kN-m)	Min. (kN-m)	Max. (kN-m)	Min. (kN-m/°)	Max. (kN-m/°)
1.00	2.02E+04	-4.38E+05	4.86E+05	-4.24E+05	4.72E+05	-4.44E+05	4.51E+05
1.75	3.24E+04	-7.36E+05	8.39E+05	-7.15E+05	8.14E+05	-4.27E+05	4.46E+05
2.50	5.23E+04	-1.01E+06	1.19E+06	-9.80E+05	1.16E+06	-4.13E+05	4.41E+05
3.75	9.38E+04	-1.44E+06	1.77E+06	-1.40E+06	1.72E+06	-3.98E+05	4.34E+05
5.00	1.23E+05	-1.87E+06	2.22E+06	-1.81E+06	2.19E+06	-3.87E+05	4.14E+05

Table P-308. Minimum and Maximum of Variables M_y^{hst} and $(M_y^{\text{hst}})^*$ for the Case (LAMP-1, Task 1, Forced Pitch Motion, Model 5514 Scaled to L = 142 m, $\omega = 1.1000$ rad/s, $F_n = 0.0$)

LAMP-1							
θ_a (°)	$\langle M_y^{\text{hst}} \rangle$ Mean (kN-m)	Unfiltered M_y^{hst}		Filtered M_y^{hst}		Filtered $(M_y^{\text{hst}})^*$	
		Min. (kN-m)	Max. (kN-m)	Min. (kN-m)	Max. (kN-m)	Min. (kN-m/°)	Max. (kN-m/°)
1.00	-33.0	-4.67E+05	4.67E+05	-4.62E+05	4.62E+05	-4.62E+05	4.62E+05
1.75	-59.5	-8.17E+05	8.17E+05	-8.08E+05	8.08E+05	-4.62E+05	4.62E+05
2.50	-83.2	-1.17E+06	1.17E+06	-1.15E+06	1.15E+06	-4.62E+05	4.62E+05
3.75	-127.	-1.75E+06	1.75E+06	-1.73E+06	1.73E+06	-4.62E+05	4.62E+05
5.00	-166.	-2.34E+06	2.34E+06	-2.31E+06	2.31E+06	-4.62E+05	4.62E+05

TASK 1/PITCH MOTION/MODEL 5514

Table P-309. Minimum and Maximum of Variables M_y^{hst} and $(M_y^{\text{hst}})^*$ for the Case (LAMP-3, Task 1, Forced Pitch Motion, Model 5514 Scaled to L = 142 m, $\omega = 1.1000$ rad/s, $F_n = 0.0$)

LAMP-3							
θ_a (°)	$\langle M_y^{\text{hst}} \rangle$ Mean (kN-m)	Unfiltered M_y^{hst}		Filtered M_y^{hst}		Filtered $(M_y^{\text{hst}})^*$	
		Min. (kN-m)	Max. (kN-m)	Min. (kN-m)	Max. (kN-m)	Min. (kN-m/°)	Max. (kN-m/°)
1.00	4.13E+03	-4.52E+05	4.70E+05	-4.48E+05	4.64E+05	-4.52E+05	4.60E+05
1.75	1.64E+04	-7.50E+05	8.22E+05	-7.42E+05	8.13E+05	-4.33E+05	4.55E+05
2.50	3.62E+04	-1.02E+06	1.17E+06	-1.01E+06	1.16E+06	-4.19E+05	4.50E+05
3.75	7.73E+04	-1.45E+06	1.76E+06	-1.44E+06	1.74E+06	-4.05E+05	4.43E+05
5.00	1.08E+05	-1.89E+06	2.22E+06	-1.87E+06	2.21E+06	-3.95E+05	4.20E+05

Table P-310. Minimum and Maximum of Variables M_y^{hst} and $(M_y^{\text{hst}})^*$ for the Case (LAMP-4, Task 1, Forced Pitch Motion, Model 5514 Scaled to L = 142 m, $\omega = 1.1000$ rad/s, $F_n = 0.0$)

LAMP-4							
θ_a (°)	$\langle M_y^{\text{hst}} \rangle$ Mean (kN-m)	Unfiltered M_y^{hst}		Filtered M_y^{hst}		Filtered $(M_y^{\text{hst}})^*$	
		Min. (kN-m)	Max. (kN-m)	Min. (kN-m)	Max. (kN-m)	Min. (kN-m/°)	Max. (kN-m/°)
1.00	4.13E+03	-4.52E+05	4.70E+05	-4.48E+05	4.64E+05	-4.52E+05	4.60E+05
1.75	1.64E+04	-7.50E+05	8.22E+05	-7.42E+05	8.13E+05	-4.33E+05	4.55E+05
2.50	3.62E+04	-1.02E+06	1.17E+06	-1.01E+06	1.16E+06	-4.19E+05	4.50E+05
3.75	7.73E+04	-1.45E+06	1.76E+06	-1.44E+06	1.74E+06	-4.05E+05	4.43E+05
5.00	1.08E+05	-1.89E+06	2.22E+06	-1.87E+06	2.21E+06	-3.95E+05	4.20E+05

TASK 1/PITCH MOTION/MODEL 5514

Table P-311. Minimum and Maximum of Variables M_y^{hst} and $(M_y^{\text{hst}})^*$ for the Case (NFA, Task 1, Forced Pitch Motion, Model 5514 Scaled to L = 142 m, $\omega = 1.1000$ rad/s, $F_n = 0.0$)

NFA							
θ_a (°)	$\langle M_y^{\text{hst}} \rangle$	Unfiltered M_y^{hst}		Filtered M_y^{hst}		Filtered $(M_y^{\text{hst}})^*$	
	Mean (kN-m)	Min. (kN-m)	Max. (kN-m)	Min. (kN-m)	Max. (kN-m)	Min. (kN-m/°)	Max. (kN-m/°)
1.00	—	—	—	—	—	—	—
1.75	—	—	—	—	—	—	—
2.50	—	—	—	—	—	—	—
3.75	—	—	—	—	—	—	—
5.00	—	—	—	—	—	—	—

Table P-312. Minimum and Maximum of Variables M_y^{hst} and $(M_y^{\text{hst}})^*$ for the Case (NSHIPMO, Task 1, Forced Pitch Motion, Model 5514 Scaled to L = 142 m, $\omega = 1.1000$ rad/s, $F_n = 0.0$)

NSHIPMO							
θ_a (°)	$\langle M_y^{\text{hst}} \rangle$	Unfiltered M_y^{hst}		Filtered M_y^{hst}		Filtered $(M_y^{\text{hst}})^*$	
	Mean (kN-m)	Min. (kN-m)	Max. (kN-m)	Min. (kN-m)	Max. (kN-m)	Min. (kN-m/°)	Max. (kN-m/°)
1.00	5.39E+03	-4.36E+05	4.56E+05	-4.31E+05	4.51E+05	-4.37E+05	4.46E+05
1.75	1.63E+04	-7.35E+05	8.02E+05	-7.28E+05	7.94E+05	-4.25E+05	4.44E+05
2.50	3.50E+04	-1.01E+06	1.15E+06	-9.98E+05	1.14E+06	-4.13E+05	4.41E+05
3.75	7.50E+04	-1.43E+06	1.72E+06	-1.43E+06	1.71E+06	-4.00E+05	4.36E+05
5.00	1.19E+05	-1.85E+06	2.28E+06	-1.84E+06	2.28E+06	-3.93E+05	4.31E+05

TASK 1/PITCH MOTION/MODEL 5514

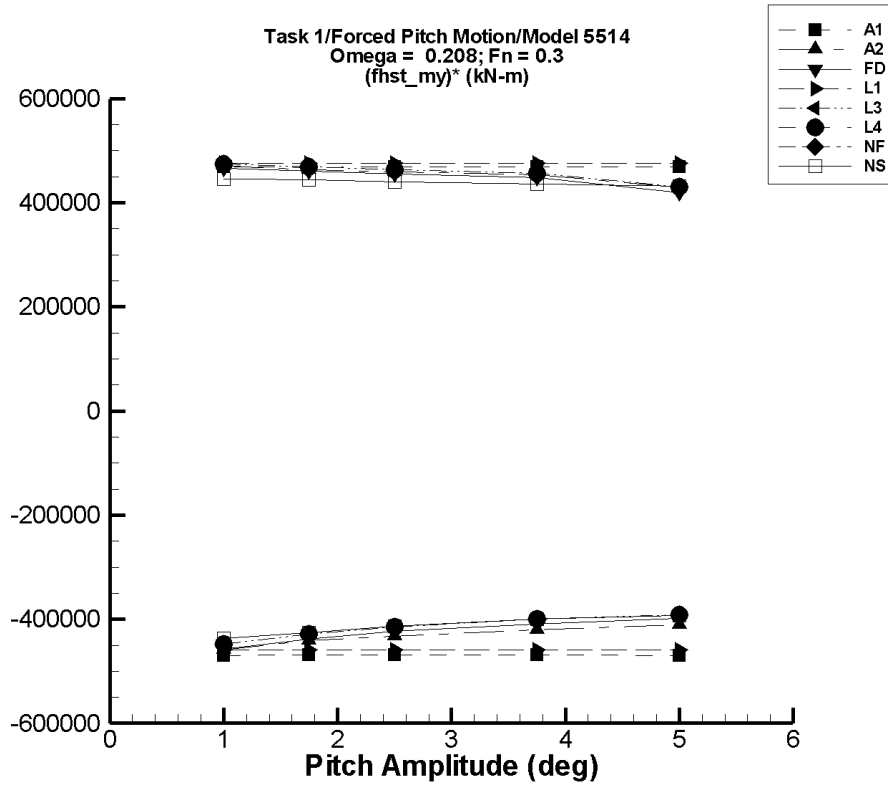


Figure P-40. Minimum and maximum of filtered $(M_y^{\text{hst}} - \langle M_y^{\text{hst}} \rangle) / \theta_a$ vs. θ_a for $\omega = 0.2079$ rad/s, $F_n = 0.3$ in the case of task 1, forced pitch motion, and Model 5514 scaled to $L = 142$ m.

TASK 1/PITCH MOTION/MODEL 5514

Table P-313. Minimum and Maximum of Variables M_y^{hst} and $(M_y^{\text{hst}})^*$ for the Case (AEGIR-1, Task 1, Forced Pitch Motion, Model 5514 Scaled to L = 142 m, $\omega = 0.2079$ rad/s, $F_n = 0.3$)

AEGIR-1							
θ_a (°)	$\langle M_y^{\text{hst}} \rangle$ Mean (kN-m)	Unfiltered M_y^{hst}		Filtered M_y^{hst}		Filtered $(M_y^{\text{hst}})^*$	
		Min. (kN-m)	Max. (kN-m)	Min. (kN-m)	Max. (kN-m)	Min. (kN-m/°)	Max. (kN-m/°)
1.00	0.300	-4.71E+05	4.71E+05	-4.71E+05	4.70E+05	-4.71E+05	4.70E+05
1.75	0.610	-8.20E+05	8.20E+05	-8.20E+05	8.19E+05	-4.69E+05	4.68E+05
2.50	0.653	-1.17E+06	1.17E+06	-1.17E+06	1.17E+06	-4.69E+05	4.68E+05
3.75	1.70	-1.76E+06	1.76E+06	-1.76E+06	1.76E+06	-4.69E+05	4.68E+05
5.00	1.78	-2.35E+06	2.35E+06	-2.35E+06	2.34E+06	-4.70E+05	4.69E+05

Table P-314. Minimum and Maximum of Variables M_y^{hst} and $(M_y^{\text{hst}})^*$ for the Case (AEGIR-2, Task 1, Forced Pitch Motion, Model 5514 Scaled to L = 142 m, $\omega = 0.2079$ rad/s, $F_n = 0.3$)

AEGIR-2							
θ_a (°)	$\langle M_y^{\text{hst}} \rangle$ Mean (kN-m)	Unfiltered M_y^{hst}		Filtered M_y^{hst}		Filtered $(M_y^{\text{hst}})^*$	
		Min. (kN-m)	Max. (kN-m)	Min. (kN-m)	Max. (kN-m)	Min. (kN-m/°)	Max. (kN-m/°)
1.00	5.21E+03	-4.55E+05	4.76E+05	-4.54E+05	4.75E+05	-4.60E+05	4.70E+05
1.75	1.76E+04	-7.55E+05	8.29E+05	-7.55E+05	8.28E+05	-4.41E+05	4.63E+05
2.50	3.56E+04	-1.05E+06	1.19E+06	-1.05E+06	1.19E+06	-4.32E+05	4.60E+05
3.75	7.00E+04	-1.51E+06	1.77E+06	-1.51E+06	1.77E+06	-4.21E+05	4.54E+05
5.00	9.86E+04	-1.95E+06	2.25E+06	-1.95E+06	2.25E+06	-4.10E+05	4.29E+05

TASK 1/PITCH MOTION/MODEL 5514

Table P-315. Minimum and Maximum of Variables M_y^{hst} and $(M_y^{\text{hst}})^*$ for the Case (FREDYN, Task 1, Forced Pitch Motion, Model 5514 Scaled to L = 142 m, $\omega = 0.2079$ rad/s, $F_n = 0.3$)

FREDYN							
θ_a (°)	$\langle M_y^{\text{hst}} \rangle$ Mean (kN-m)	Unfiltered M_y^{hst}		Filtered M_y^{hst}		Filtered $(M_y^{\text{hst}})^*$	
		Min. (kN-m)	Max. (kN-m)	Min. (kN-m)	Max. (kN-m)	Min. (kN-m/°)	Max. (kN-m/°)
1.00	2.02E+04	-4.38E+05	4.87E+05	-4.37E+05	4.86E+05	-4.57E+05	4.66E+05
1.75	3.25E+04	-7.36E+05	8.40E+05	-7.35E+05	8.39E+05	-4.38E+05	4.61E+05
2.50	5.24E+04	-1.01E+06	1.19E+06	-1.01E+06	1.19E+06	-4.24E+05	4.55E+05
3.75	9.42E+04	-1.44E+06	1.78E+06	-1.44E+06	1.77E+06	-4.09E+05	4.48E+05
5.00	1.24E+05	-1.87E+06	2.22E+06	-1.87E+06	2.22E+06	-3.99E+05	4.20E+05

Table P-316. Minimum and Maximum of Variables M_y^{hst} and $(M_y^{\text{hst}})^*$ for the Case (LAMP-1, Task 1, Forced Pitch Motion, Model 5514 Scaled to L = 142 m, $\omega = 0.2079$ rad/s, $F_n = 0.3$)

LAMP-1							
θ_a (°)	$\langle M_y^{\text{hst}} \rangle$ Mean (kN-m)	Unfiltered M_y^{hst}		Filtered M_y^{hst}		Filtered $(M_y^{\text{hst}})^*$	
		Min. (kN-m)	Max. (kN-m)	Min. (kN-m)	Max. (kN-m)	Min. (kN-m/°)	Max. (kN-m/°)
1.00	0.550	-4.67E+05	4.67E+05	-4.67E+05	4.67E+05	-4.67E+05	4.67E+05
1.75	1.01	-8.18E+05	8.18E+05	-8.17E+05	8.17E+05	-4.67E+05	4.67E+05
2.50	1.11	-1.17E+06	1.17E+06	-1.17E+06	1.17E+06	-4.67E+05	4.67E+05
3.75	-5.65E-02	-1.75E+06	1.75E+06	-1.75E+06	1.75E+06	-4.67E+05	4.67E+05
5.00	2.94	-2.34E+06	2.34E+06	-2.34E+06	2.34E+06	-4.67E+05	4.67E+05

Table P-317. Minimum and Maximum of Variables M_y^{hst} and $(M_y^{\text{hst}})^*$ for the Case (LAMP-3, Task 1, Forced Pitch Motion, Model 5514 Scaled to L = 142 m, $\omega = 0.2079$ rad/s, $F_n = 0.3$)

LAMP-3							
θ_a (°)	$\langle M_y^{\text{hst}} \rangle$ Mean (kN-m)	Unfiltered M_y^{hst}		Filtered M_y^{hst}		Filtered $(M_y^{\text{hst}})^*$	
		Min. (kN-m)	Max. (kN-m)	Min. (kN-m)	Max. (kN-m)	Min. (kN-m/°)	Max. (kN-m/°)
1.00	4.16E+03	-4.53E+05	4.70E+05	-4.52E+05	4.70E+05	-4.57E+05	4.65E+05
1.75	1.64E+04	-7.50E+05	8.23E+05	-7.49E+05	8.22E+05	-4.38E+05	4.60E+05
2.50	3.63E+04	-1.02E+06	1.17E+06	-1.02E+06	1.17E+06	-4.23E+05	4.55E+05
3.75	7.79E+04	-1.46E+06	1.76E+06	-1.45E+06	1.76E+06	-4.09E+05	4.48E+05
5.00	1.10E+05	-1.89E+06	2.22E+06	-1.89E+06	2.22E+06	-4.00E+05	4.22E+05

Table P-318. Minimum and Maximum of Variables M_y^{hst} and $(M_y^{\text{hst}})^*$ for the Case (LAMP-4, Task 1, Forced Pitch Motion, Model 5514 Scaled to L = 142 m, $\omega = 0.2079$ rad/s, $F_n = 0.3$)

LAMP-4							
θ_a (°)	$\langle M_y^{\text{hst}} \rangle$ Mean (kN-m)	Unfiltered M_y^{hst}		Filtered M_y^{hst}		Filtered $(M_y^{\text{hst}})^*$	
		Min. (kN-m)	Max. (kN-m)	Min. (kN-m)	Max. (kN-m)	Min. (kN-m/°)	Max. (kN-m/°)
1.00	4.16E+03	-4.53E+05	4.70E+05	-4.52E+05	4.70E+05	-4.57E+05	4.65E+05
1.75	1.64E+04	-7.50E+05	8.23E+05	-7.49E+05	8.22E+05	-4.38E+05	4.60E+05
2.50	3.63E+04	-1.02E+06	1.17E+06	-1.02E+06	1.17E+06	-4.23E+05	4.55E+05
3.75	7.79E+04	-1.46E+06	1.76E+06	-1.45E+06	1.76E+06	-4.09E+05	4.48E+05
5.00	1.10E+05	-1.89E+06	2.22E+06	-1.89E+06	2.22E+06	-4.00E+05	4.22E+05

TASK 1/PITCH MOTION/MODEL 5514

Table P-319. Minimum and Maximum of Variables M_y^{hst} and $(M_y^{\text{hst}})^*$ for the Case (NFA, Task 1, Forced Pitch Motion, Model 5514 Scaled to L = 142 m, $\omega = 0.2079$ rad/s, $F_n = 0.3$)

NFA							
θ_a (°)	$\langle M_y^{\text{hst}} \rangle$	Unfiltered M_y^{hst}		Filtered M_y^{hst}		Filtered $(M_y^{\text{hst}})^*$	
	Mean (kN-m)	Min. (kN-m)	Max. (kN-m)	Min. (kN-m)	Max. (kN-m)	Min. (kN-m/°)	Max. (kN-m/°)
1.00	—	—	—	—	—	—	—
1.75	—	—	—	—	—	—	—
2.50	—	—	—	—	—	—	—
3.75	—	—	—	—	—	—	—
5.00	—	—	—	—	—	—	—

Table P-320. Minimum and Maximum of Variables M_y^{hst} and $(M_y^{\text{hst}})^*$ for the Case (NSHIPMO, Task 1, Forced Pitch Motion, Model 5514 Scaled to L = 142 m, $\omega = 0.2079$ rad/s, $F_n = 0.3$)

NSHIPMO							
θ_a (°)	$\langle M_y^{\text{hst}} \rangle$	Unfiltered M_y^{hst}		Filtered M_y^{hst}		Filtered $(M_y^{\text{hst}})^*$	
	Mean (kN-m)	Min. (kN-m)	Max. (kN-m)	Min. (kN-m)	Max. (kN-m)	Min. (kN-m/°)	Max. (kN-m/°)
1.00	5.40E+03	-4.36E+05	4.56E+05	-4.31E+05	4.52E+05	-4.37E+05	4.46E+05
1.75	1.63E+04	-7.35E+05	8.02E+05	-7.28E+05	7.94E+05	-4.25E+05	4.44E+05
2.50	3.50E+04	-1.01E+06	1.15E+06	-9.99E+05	1.14E+06	-4.13E+05	4.41E+05
3.75	7.50E+04	-1.43E+06	1.72E+06	-1.43E+06	1.71E+06	-4.00E+05	4.36E+05
5.00	1.19E+05	-1.85E+06	2.28E+06	-1.84E+06	2.28E+06	-3.93E+05	4.31E+05

TASK 1/PITCH MOTION/MODEL 5514

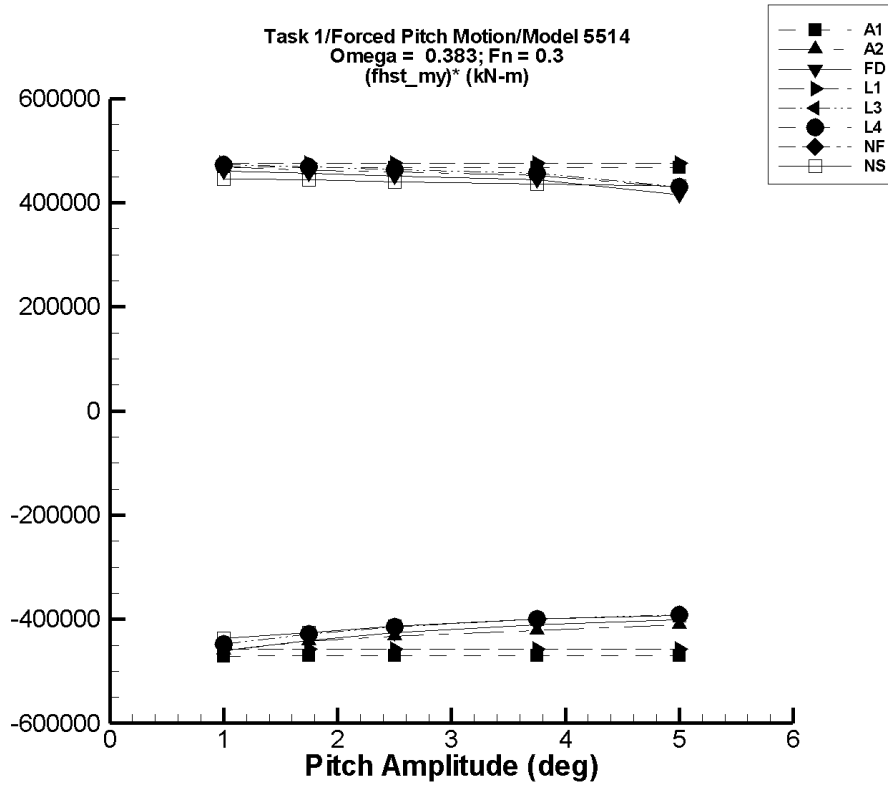


Figure P-41. Minimum and maximum of filtered $(M_y^{\text{hst}} - \langle M_y^{\text{hst}} \rangle) / \theta_a$ vs. θ_a for $\omega = 0.3831$ rad/s, $F_n = 0.3$ in the case of task 1, forced pitch motion, and Model 5514 scaled to $L = 142$ m.

TASK 1/PITCH MOTION/MODEL 5514

Table P-321. Minimum and Maximum of Variables M_y^{hst} and $(M_y^{\text{hst}})^*$ for the Case (AEGIR-1, Task 1, Forced Pitch Motion, Model 5514 Scaled to L = 142 m, $\omega = 0.3831$ rad/s, $F_n = 0.3$)

AEGIR-1							
θ_a (°)	$\langle M_y^{\text{hst}} \rangle$ Mean (kN-m)	Unfiltered M_y^{hst}		Filtered M_y^{hst}		Filtered $(M_y^{\text{hst}})^*$	
		Min. (kN-m)	Max. (kN-m)	Min. (kN-m)	Max. (kN-m)	Min. (kN-m/°)	Max. (kN-m/°)
1.00	-1.41E-02	-4.71E+05	4.71E+05	-4.72E+05	4.69E+05	-4.72E+05	4.69E+05
1.75	-1.52E-03	-8.20E+05	8.20E+05	-8.22E+05	8.17E+05	-4.70E+05	4.67E+05
2.50	-0.111	-1.17E+06	1.17E+06	-1.18E+06	1.17E+06	-4.70E+05	4.67E+05
3.75	-0.188	-1.76E+06	1.76E+06	-1.76E+06	1.75E+06	-4.70E+05	4.67E+05
5.00	3.99E-02	-2.35E+06	2.35E+06	-2.35E+06	2.34E+06	-4.71E+05	4.68E+05

Table P-322. Minimum and Maximum of Variables M_y^{hst} and $(M_y^{\text{hst}})^*$ for the Case (AEGIR-2, Task 1, Forced Pitch Motion, Model 5514 Scaled to L = 142 m, $\omega = 0.3831$ rad/s, $F_n = 0.3$)

AEGIR-2							
θ_a (°)	$\langle M_y^{\text{hst}} \rangle$ Mean (kN-m)	Unfiltered M_y^{hst}		Filtered M_y^{hst}		Filtered $(M_y^{\text{hst}})^*$	
		Min. (kN-m)	Max. (kN-m)	Min. (kN-m)	Max. (kN-m)	Min. (kN-m/°)	Max. (kN-m/°)
1.00	4.90E+03	-4.55E+05	4.76E+05	-4.55E+05	4.74E+05	-4.60E+05	4.69E+05
1.75	1.78E+04	-7.55E+05	8.29E+05	-7.56E+05	8.26E+05	-4.42E+05	4.62E+05
2.50	3.56E+04	-1.05E+06	1.19E+06	-1.05E+06	1.18E+06	-4.33E+05	4.59E+05
3.75	7.02E+04	-1.51E+06	1.77E+06	-1.51E+06	1.77E+06	-4.22E+05	4.52E+05
5.00	9.80E+04	-1.95E+06	2.25E+06	-1.96E+06	2.24E+06	-4.11E+05	4.29E+05

TASK 1/PITCH MOTION/MODEL 5514

Table P-323. Minimum and Maximum of Variables M_y^{hst} and $(M_y^{\text{hst}})^*$ for the Case (FREDYN, Task 1, Forced Pitch Motion, Model 5514 Scaled to L = 142 m, $\omega = 0.3831$ rad/s, $F_n = 0.3$)

FREDYN							
θ_a (°)	$\langle M_y^{\text{hst}} \rangle$ Mean (kN-m)	Unfiltered M_y^{hst}		Filtered M_y^{hst}		Filtered $(M_y^{\text{hst}})^*$	
		Min. (kN-m)	Max. (kN-m)	Min. (kN-m)	Max. (kN-m)	Min. (kN-m/°)	Max. (kN-m/°)
1.00	2.02E+04	-4.37E+05	4.87E+05	-4.36E+05	4.85E+05	-4.56E+05	4.65E+05
1.75	3.24E+04	-7.36E+05	8.40E+05	-7.33E+05	8.37E+05	-4.37E+05	4.60E+05
2.50	5.22E+04	-1.01E+06	1.19E+06	-1.00E+06	1.19E+06	-4.23E+05	4.54E+05
3.75	9.39E+04	-1.44E+06	1.78E+06	-1.44E+06	1.77E+06	-4.08E+05	4.47E+05
5.00	1.24E+05	-1.87E+06	2.22E+06	-1.87E+06	2.22E+06	-3.98E+05	4.19E+05

Table P-324. Minimum and Maximum of Variables M_y^{hst} and $(M_y^{\text{hst}})^*$ for the Case (LAMP-1, Task 1, Forced Pitch Motion, Model 5514 Scaled to L = 142 m, $\omega = 0.3831$ rad/s, $F_n = 0.3$)

LAMP-1							
θ_a (°)	$\langle M_y^{\text{hst}} \rangle$ Mean (kN-m)	Unfiltered M_y^{hst}		Filtered M_y^{hst}		Filtered $(M_y^{\text{hst}})^*$	
		Min. (kN-m)	Max. (kN-m)	Min. (kN-m)	Max. (kN-m)	Min. (kN-m/°)	Max. (kN-m/°)
1.00	-2.92	-4.67E+05	4.67E+05	-4.67E+05	4.67E+05	-4.67E+05	4.67E+05
1.75	-4.85	-8.18E+05	8.18E+05	-8.17E+05	8.17E+05	-4.67E+05	4.67E+05
2.50	-6.89	-1.17E+06	1.17E+06	-1.17E+06	1.17E+06	-4.67E+05	4.67E+05
3.75	-15.8	-1.75E+06	1.75E+06	-1.75E+06	1.75E+06	-4.67E+05	4.67E+05
5.00	-14.0	-2.34E+06	2.34E+06	-2.33E+06	2.33E+06	-4.67E+05	4.67E+05

TASK 1/PITCH MOTION/MODEL 5514

Table P-325. Minimum and Maximum of Variables M_y^{hst} and $(M_y^{\text{hst}})^*$ for the Case (LAMP-3, Task 1, Forced Pitch Motion, Model 5514 Scaled to L = 142 m, $\omega = 0.3831$ rad/s, $F_n = 0.3$)

LAMP-3							
θ_a (°)	$\langle M_y^{\text{hst}} \rangle$ Mean (kN-m)	Unfiltered M_y^{hst}		Filtered M_y^{hst}		Filtered $(M_y^{\text{hst}})^*$	
		Min. (kN-m)	Max. (kN-m)	Min. (kN-m)	Max. (kN-m)	Min. (kN-m/°)	Max. (kN-m/°)
1.00	4.17E+03	-4.53E+05	4.70E+05	-4.52E+05	4.69E+05	-4.56E+05	4.65E+05
1.75	1.65E+04	-7.50E+05	8.23E+05	-7.49E+05	8.21E+05	-4.37E+05	4.60E+05
2.50	3.63E+04	-1.02E+06	1.17E+06	-1.02E+06	1.17E+06	-4.23E+05	4.55E+05
3.75	7.78E+04	-1.46E+06	1.76E+06	-1.45E+06	1.76E+06	-4.08E+05	4.47E+05
5.00	1.09E+05	-1.89E+06	2.22E+06	-1.89E+06	2.22E+06	-3.99E+05	4.22E+05

Table P-326. Minimum and Maximum of Variables M_y^{hst} and $(M_y^{\text{hst}})^*$ for the Case (LAMP-4, Task 1, Forced Pitch Motion, Model 5514 Scaled to L = 142 m, $\omega = 0.3831$ rad/s, $F_n = 0.3$)

LAMP-4							
θ_a (°)	$\langle M_y^{\text{hst}} \rangle$ Mean (kN-m)	Unfiltered M_y^{hst}		Filtered M_y^{hst}		Filtered $(M_y^{\text{hst}})^*$	
		Min. (kN-m)	Max. (kN-m)	Min. (kN-m)	Max. (kN-m)	Min. (kN-m/°)	Max. (kN-m/°)
1.00	4.17E+03	-4.53E+05	4.70E+05	-4.52E+05	4.69E+05	-4.56E+05	4.65E+05
1.75	1.65E+04	-7.50E+05	8.23E+05	-7.49E+05	8.21E+05	-4.37E+05	4.60E+05
2.50	3.63E+04	-1.02E+06	1.17E+06	-1.02E+06	1.17E+06	-4.23E+05	4.55E+05
3.75	7.78E+04	-1.46E+06	1.76E+06	-1.45E+06	1.76E+06	-4.08E+05	4.47E+05
5.00	1.09E+05	-1.89E+06	2.22E+06	-1.89E+06	2.22E+06	-3.99E+05	4.22E+05

TASK 1/PITCH MOTION/MODEL 5514

Table P-327. Minimum and Maximum of Variables M_y^{hst} and $(M_y^{\text{hst}})^*$ for the Case (NFA, Task 1, Forced Pitch Motion, Model 5514 Scaled to L = 142 m, $\omega = 0.3831$ rad/s, $F_n = 0.3$)

NFA							
θ_a (°)	$\langle M_y^{\text{hst}} \rangle$	Unfiltered M_y^{hst}		Filtered M_y^{hst}		Filtered $(M_y^{\text{hst}})^*$	
	Mean (kN-m)	Min. (kN-m)	Max. (kN-m)	Min. (kN-m)	Max. (kN-m)	Min. (kN-m/°)	Max. (kN-m/°)
1.00	—	—	—	—	—	—	—
1.75	—	—	—	—	—	—	—
2.50	—	—	—	—	—	—	—
3.75	—	—	—	—	—	—	—
5.00	—	—	—	—	—	—	—

Table P-328. Minimum and Maximum of Variables M_y^{hst} and $(M_y^{\text{hst}})^*$ for the Case (NSHIPMO, Task 1, Forced Pitch Motion, Model 5514 Scaled to L = 142 m, $\omega = 0.3831$ rad/s, $F_n = 0.3$)

NSHIPMO							
θ_a (°)	$\langle M_y^{\text{hst}} \rangle$	Unfiltered M_y^{hst}		Filtered M_y^{hst}		Filtered $(M_y^{\text{hst}})^*$	
	Mean (kN-m)	Min. (kN-m)	Max. (kN-m)	Min. (kN-m)	Max. (kN-m)	Min. (kN-m/°)	Max. (kN-m/°)
1.00	5.39E+03	-4.36E+05	4.56E+05	-4.31E+05	4.51E+05	-4.37E+05	4.46E+05
1.75	1.63E+04	-7.35E+05	8.02E+05	-7.28E+05	7.94E+05	-4.25E+05	4.44E+05
2.50	3.50E+04	-1.01E+06	1.15E+06	-9.98E+05	1.14E+06	-4.13E+05	4.41E+05
3.75	7.50E+04	-1.43E+06	1.72E+06	-1.43E+06	1.71E+06	-4.00E+05	4.36E+05
5.00	1.19E+05	-1.85E+06	2.28E+06	-1.84E+06	2.28E+06	-3.93E+05	4.31E+05

TASK 1/PITCH MOTION/MODEL 5514

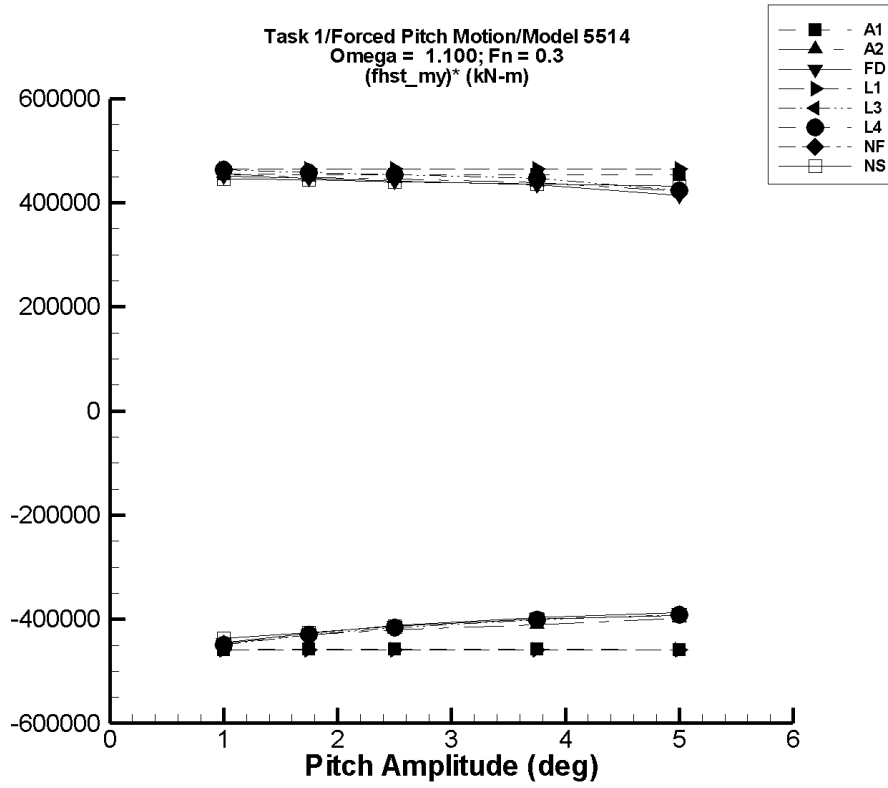


Figure P-42. Minimum and maximum of filtered $(M_y^{\text{hst}} - \langle M_y^{\text{hst}} \rangle) / \theta_a$ vs. θ_a for $\omega = 1.1000$ rad/s, $F_n = 0.3$ in the case of task 1, forced pitch motion, and Model 5514 scaled to $L = 142$ m.

TASK 1/PITCH MOTION/MODEL 5514

Table P-329. Minimum and Maximum of Variables M_y^{hst} and $(M_y^{\text{hst}})^*$ for the Case (AEGIR-1, Task 1, Forced Pitch Motion, Model 5514 Scaled to L = 142 m, $\omega = 1.1000$ rad/s, $F_n = 0.3$)

AEGIR-1							
θ_a (°)	$\langle M_y^{\text{hst}} \rangle$ Mean (kN-m)	Unfiltered M_y^{hst}		Filtered M_y^{hst}		Filtered $(M_y^{\text{hst}})^*$	
		Min. (kN-m)	Max. (kN-m)	Min. (kN-m)	Max. (kN-m)	Min. (kN-m/°)	Max. (kN-m/°)
1.00	0.489	-4.71E+05	4.70E+05	-4.59E+05	4.56E+05	-4.59E+05	4.56E+05
1.75	0.851	-8.20E+05	8.19E+05	-8.00E+05	7.94E+05	-4.57E+05	4.54E+05
2.50	1.21	-1.17E+06	1.17E+06	-1.14E+06	1.14E+06	-4.58E+05	4.54E+05
3.75	1.81	-1.76E+06	1.76E+06	-1.72E+06	1.70E+06	-4.58E+05	4.54E+05
5.00	2.44	-2.35E+06	2.35E+06	-2.29E+06	2.27E+06	-4.58E+05	4.55E+05

Table P-330. Minimum and Maximum of Variables M_y^{hst} and $(M_y^{\text{hst}})^*$ for the Case (AEGIR-2, Task 1, Forced Pitch Motion, Model 5514 Scaled to L = 142 m, $\omega = 1.1000$ rad/s, $F_n = 0.3$)

AEGIR-2							
θ_a (°)	$\langle M_y^{\text{hst}} \rangle$ Mean (kN-m)	Unfiltered M_y^{hst}		Filtered M_y^{hst}		Filtered $(M_y^{\text{hst}})^*$	
		Min. (kN-m)	Max. (kN-m)	Min. (kN-m)	Max. (kN-m)	Min. (kN-m/°)	Max. (kN-m/°)
1.00	5.20E+03	-4.55E+05	4.75E+05	-4.41E+05	4.61E+05	-4.47E+05	4.56E+05
1.75	1.77E+04	-7.55E+05	8.28E+05	-7.33E+05	8.03E+05	-4.29E+05	4.49E+05
2.50	3.56E+04	-1.05E+06	1.19E+06	-1.02E+06	1.15E+06	-4.20E+05	4.45E+05
3.75	7.01E+04	-1.51E+06	1.77E+06	-1.47E+06	1.72E+06	-4.10E+05	4.40E+05
5.00	9.74E+04	-1.95E+06	2.25E+06	-1.90E+06	2.21E+06	-3.99E+05	4.22E+05

TASK 1/PITCH MOTION/MODEL 5514

Table P-331. Minimum and Maximum of Variables M_y^{hst} and $(M_y^{\text{hst}})^*$ for the Case (FREDYN, Task 1, Forced Pitch Motion, Model 5514 Scaled to L = 142 m, $\omega = 1.1000$ rad/s, $F_n = 0.3$)

FREDYN							
θ_a (°)	$\langle M_y^{\text{hst}} \rangle$ Mean (kN-m)	Unfiltered M_y^{hst}		Filtered M_y^{hst}		Filtered $(M_y^{\text{hst}})^*$	
		Min. (kN-m)	Max. (kN-m)	Min. (kN-m)	Max. (kN-m)	Min. (kN-m/°)	Max. (kN-m/°)
1.00	2.02E+04	-4.38E+05	4.86E+05	-4.24E+05	4.72E+05	-4.44E+05	4.51E+05
1.75	3.24E+04	-7.36E+05	8.39E+05	-7.15E+05	8.14E+05	-4.27E+05	4.46E+05
2.50	5.23E+04	-1.01E+06	1.19E+06	-9.80E+05	1.16E+06	-4.13E+05	4.41E+05
3.75	9.38E+04	-1.44E+06	1.77E+06	-1.40E+06	1.72E+06	-3.98E+05	4.34E+05
5.00	1.23E+05	-1.87E+06	2.22E+06	-1.81E+06	2.19E+06	-3.87E+05	4.14E+05

Table P-332. Minimum and Maximum of Variables M_y^{hst} and $(M_y^{\text{hst}})^*$ for the Case (LAMP-1, Task 1, Forced Pitch Motion, Model 5514 Scaled to L = 142 m, $\omega = 1.1000$ rad/s, $F_n = 0.3$)

LAMP-1							
θ_a (°)	$\langle M_y^{\text{hst}} \rangle$ Mean (kN-m)	Unfiltered M_y^{hst}		Filtered M_y^{hst}		Filtered $(M_y^{\text{hst}})^*$	
		Min. (kN-m)	Max. (kN-m)	Min. (kN-m)	Max. (kN-m)	Min. (kN-m/°)	Max. (kN-m/°)
1.00	-33.0	-4.67E+05	4.67E+05	-4.62E+05	4.62E+05	-4.62E+05	4.62E+05
1.75	-59.5	-8.17E+05	8.17E+05	-8.08E+05	8.08E+05	-4.62E+05	4.62E+05
2.50	-83.2	-1.17E+06	1.17E+06	-1.15E+06	1.15E+06	-4.62E+05	4.62E+05
3.75	-127.	-1.75E+06	1.75E+06	-1.73E+06	1.73E+06	-4.62E+05	4.62E+05
5.00	-166.	-2.34E+06	2.34E+06	-2.31E+06	2.31E+06	-4.62E+05	4.62E+05

Table P-333. Minimum and Maximum of Variables M_y^{hst} and $(M_y^{\text{hst}})^*$ for the Case (LAMP-3, Task 1, Forced Pitch Motion, Model 5514 Scaled to L = 142 m, $\omega = 1.1000$ rad/s, $F_n = 0.3$)

LAMP-3							
θ_a (°)	$\langle M_y^{\text{hst}} \rangle$ Mean (kN-m)	Unfiltered M_y^{hst}		Filtered M_y^{hst}		Filtered $(M_y^{\text{hst}})^*$	
		Min. (kN-m)	Max. (kN-m)	Min. (kN-m)	Max. (kN-m)	Min. (kN-m/°)	Max. (kN-m/°)
1.00	4.13E+03	-4.52E+05	4.70E+05	-4.48E+05	4.64E+05	-4.52E+05	4.60E+05
1.75	1.64E+04	-7.50E+05	8.22E+05	-7.42E+05	8.13E+05	-4.33E+05	4.55E+05
2.50	3.62E+04	-1.02E+06	1.17E+06	-1.01E+06	1.16E+06	-4.19E+05	4.50E+05
3.75	7.73E+04	-1.45E+06	1.76E+06	-1.44E+06	1.74E+06	-4.05E+05	4.43E+05
5.00	1.08E+05	-1.89E+06	2.22E+06	-1.87E+06	2.21E+06	-3.95E+05	4.20E+05

Table P-334. Minimum and Maximum of Variables M_y^{hst} and $(M_y^{\text{hst}})^*$ for the Case (LAMP-4, Task 1, Forced Pitch Motion, Model 5514 Scaled to L = 142 m, $\omega = 1.1000$ rad/s, $F_n = 0.3$)

LAMP-4							
θ_a (°)	$\langle M_y^{\text{hst}} \rangle$ Mean (kN-m)	Unfiltered M_y^{hst}		Filtered M_y^{hst}		Filtered $(M_y^{\text{hst}})^*$	
		Min. (kN-m)	Max. (kN-m)	Min. (kN-m)	Max. (kN-m)	Min. (kN-m/°)	Max. (kN-m/°)
1.00	4.13E+03	-4.52E+05	4.70E+05	-4.48E+05	4.64E+05	-4.52E+05	4.60E+05
1.75	1.64E+04	-7.50E+05	8.22E+05	-7.42E+05	8.13E+05	-4.33E+05	4.55E+05
2.50	3.62E+04	-1.02E+06	1.17E+06	-1.01E+06	1.16E+06	-4.19E+05	4.50E+05
3.75	7.73E+04	-1.45E+06	1.76E+06	-1.44E+06	1.74E+06	-4.05E+05	4.43E+05
5.00	1.08E+05	-1.89E+06	2.22E+06	-1.87E+06	2.21E+06	-3.95E+05	4.20E+05

TASK 1/PITCH MOTION/MODEL 5514

Table P-335. Minimum and Maximum of Variables M_y^{hst} and $(M_y^{\text{hst}})^*$ for the Case (NFA, Task 1, Forced Pitch Motion, Model 5514 Scaled to L = 142 m, $\omega = 1.1000$ rad/s, $F_n = 0.3$)

NFA							
θ_a (°)	$\langle M_y^{\text{hst}} \rangle$	Unfiltered M_y^{hst}		Filtered M_y^{hst}		Filtered $(M_y^{\text{hst}})^*$	
	Mean (kN-m)	Min. (kN-m)	Max. (kN-m)	Min. (kN-m)	Max. (kN-m)	Min. (kN-m/°)	Max. (kN-m/°)
1.00	—	—	—	—	—	—	—
1.75	—	—	—	—	—	—	—
2.50	—	—	—	—	—	—	—
3.75	—	—	—	—	—	—	—
5.00	—	—	—	—	—	—	—

Table P-336. Minimum and Maximum of Variables M_y^{hst} and $(M_y^{\text{hst}})^*$ for the Case (NSHIPMO, Task 1, Forced Pitch Motion, Model 5514 Scaled to L = 142 m, $\omega = 1.1000$ rad/s, $F_n = 0.3$)

NSHIPMO							
θ_a (°)	$\langle M_y^{\text{hst}} \rangle$	Unfiltered M_y^{hst}		Filtered M_y^{hst}		Filtered $(M_y^{\text{hst}})^*$	
	Mean (kN-m)	Min. (kN-m)	Max. (kN-m)	Min. (kN-m)	Max. (kN-m)	Min. (kN-m/°)	Max. (kN-m/°)
1.00	5.39E+03	-4.36E+05	4.56E+05	-4.31E+05	4.51E+05	-4.37E+05	4.46E+05
1.75	1.63E+04	-7.35E+05	8.02E+05	-7.28E+05	7.94E+05	-4.25E+05	4.44E+05
2.50	3.50E+04	-1.01E+06	1.15E+06	-9.98E+05	1.14E+06	-4.13E+05	4.41E+05
3.75	7.50E+04	-1.43E+06	1.72E+06	-1.43E+06	1.71E+06	-4.00E+05	4.36E+05
5.00	1.19E+05	-1.85E+06	2.28E+06	-1.84E+06	2.28E+06	-3.93E+05	4.31E+05

TASK 1/PITCH MOTION/MODEL 5514

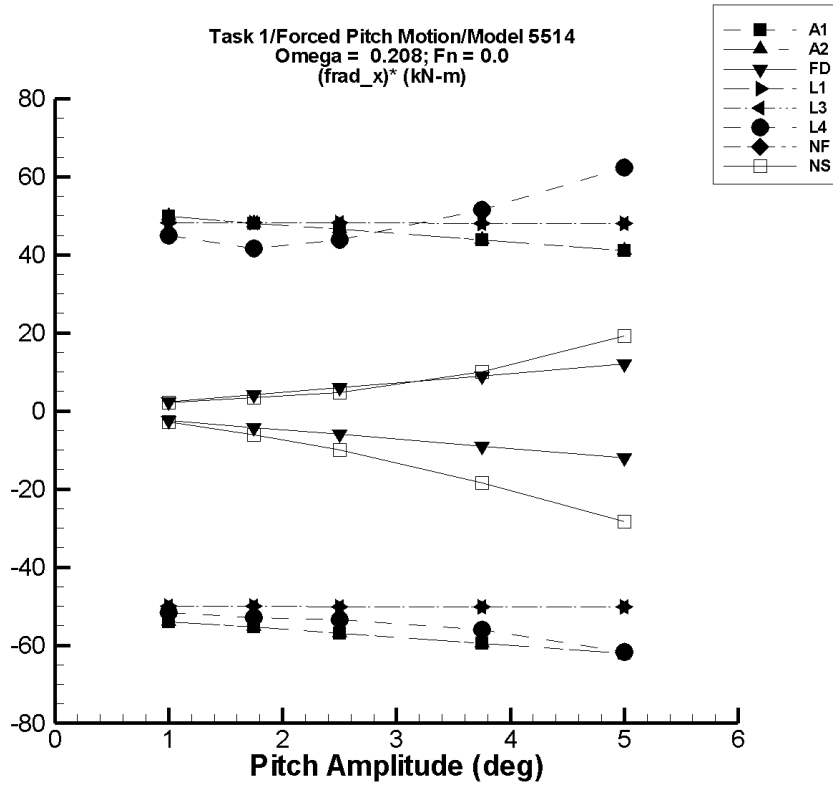


Figure P-43. Minimum and maximum of filtered $(F_x^{\text{rad}} - \langle F_x^{\text{rad}} \rangle) / \theta_a$ vs. θ_a for $\omega = 0.2079$ rad/s, $F_n = 0.0$ in the case of task 1, forced pitch motion, and Model 5514 scaled to $L = 142$ m.

Table P-337. Minimum and Maximum of Variables F_x^{rad} and $(F_x^{\text{rad}})^*$ for the Case (AEGIR-1, Task 1, Forced Pitch Motion, Model 5514 Scaled to L = 142 m, $\omega = 0.2079$ rad/s, $F_n = 0.0$)

AEGIR-1							
θ_a (°)	$\langle F_x^{\text{rad}} \rangle$ Mean (kN)	Unfiltered F_x^{rad}		Filtered F_x^{rad}		Filtered $(F_x^{\text{rad}})^*$	
		Min. (kN)	Max. (kN)	Min. (kN)	Max. (kN)	Min. (kN/°)	Max. (kN/°)
1.00	-2.12	-60.2	52.3	-56.1	47.8	-54.0	49.9
1.75	-6.38	-110.	86.1	-103.	77.8	-55.3	48.1
2.50	-13.0	-165.	116.	-155.	103.	-56.9	46.5
3.75	-29.2	-266.	155.	-252.	135.	-59.4	43.8
5.00	-51.9	-379.	183.	-362.	154.	-62.1	41.2

Table P-338. Minimum and Maximum of Variables F_x^{rad} and $(F_x^{\text{rad}})^*$ for the Case (AEGIR-2, Task 1, Forced Pitch Motion, Model 5514 Scaled to L = 142 m, $\omega = 0.2079$ rad/s, $F_n = 0.0$)

AEGIR-2							
θ_a (°)	$\langle F_x^{\text{rad}} \rangle$ Mean (kN)	Unfiltered F_x^{rad}		Filtered F_x^{rad}		Filtered $(F_x^{\text{rad}})^*$	
		Min. (kN)	Max. (kN)	Min. (kN)	Max. (kN)	Min. (kN/°)	Max. (kN/°)
1.00	-2.12	-60.2	52.3	-56.1	47.8	-54.0	49.9
1.75	-6.38	-110.	86.1	-103.	77.8	-55.3	48.1
2.50	-13.0	-165.	116.	-155.	103.	-56.9	46.5
3.75	-29.2	-266.	155.	-252.	135.	-59.4	43.8
5.00	-51.9	-379.	183.	-362.	154.	-62.1	41.2

TASK 1/PITCH MOTION/MODEL 5514

Table P-339. Minimum and Maximum of Variables F_x^{rad} and $(F_x^{\text{rad}})^*$ for the Case (FREDYN, Task 1, Forced Pitch Motion, Model 5514 Scaled to L = 142 m, $\omega = 0.2079$ rad/s, $F_n = 0.0$)

FREDYN							
θ_a (°)	$\langle F_x^{\text{rad}} \rangle$	Unfiltered F_x^{rad}		Filtered F_x^{rad}		Filtered $(F_x^{\text{rad}})^*$	
	Mean (kN)	Min. (kN)	Max. (kN)	Min. (kN)	Max. (kN)	Min. (kN/°)	Max. (kN/°)
1.00	-1.89	-4.30	0.522	-4.29	0.512	-2.40	2.40
1.75	-5.79	-13.2	1.60	-13.1	1.57	-4.20	4.20
2.50	-11.8	-26.9	3.26	-26.8	3.20	-6.00	6.00
3.75	-26.6	-60.5	7.35	-60.3	7.20	-9.00	9.01
5.00	-47.2	-107.	13.1	-107.	12.8	-12.0	12.0

Table P-340. Minimum and Maximum of Variables F_x^{rad} and $(F_x^{\text{rad}})^*$ for the Case (LAMP-1, Task 1, Forced Pitch Motion, Model 5514 Scaled to L = 142 m, $\omega = 0.2079$ rad/s, $F_n = 0.0$)

LAMP-1							
θ_a (°)	$\langle F_x^{\text{rad}} \rangle$	Unfiltered F_x^{rad}		Filtered F_x^{rad}		Filtered $(F_x^{\text{rad}})^*$	
	Mean (kN)	Min. (kN)	Max. (kN)	Min. (kN)	Max. (kN)	Min. (kN/°)	Max. (kN/°)
1.00	4.05E-02	-49.1	49.2	-49.1	49.2	-49.1	49.1
1.75	0.127	-86.0	86.1	-85.9	86.0	-49.2	49.1
2.50	0.261	-123.	123.	-123.	123.	-49.2	49.1
3.75	0.591	-184.	184.	-184.	184.	-49.3	49.0
5.00	1.05	-246.	246.	-246.	246.	-49.3	49.0

Table P-341. Minimum and Maximum of Variables F_x^{rad} and $(F_x^{\text{rad}})^*$ for the Case (LAMP-3, Task 1, Forced Pitch Motion, Model 5514 Scaled to L = 142 m, $\omega = 0.2079$ rad/s, $F_n = 0.0$)

LAMP-3							
θ_α (°)	$\langle F_x^{\text{rad}} \rangle$ Mean (kN)	Unfiltered F_x^{rad}		Filtered F_x^{rad}		Filtered $(F_x^{\text{rad}})^*$	
		Min. (kN)	Max. (kN)	Min. (kN)	Max. (kN)	Min. (kN/°)	Max. (kN/°)
1.00	4.05E-02	-49.1	49.2	-49.1	49.2	-49.1	49.1
1.75	0.127	-86.0	86.1	-85.9	86.0	-49.2	49.1
2.50	0.261	-123.	123.	-123.	123.	-49.2	49.1
3.75	0.591	-184.	184.	-184.	184.	-49.3	49.0
5.00	1.05	-246.	246.	-246.	246.	-49.3	49.0

Table P-342. Minimum and Maximum of Variables F_x^{rad} and $(F_x^{\text{rad}})^*$ for the Case (LAMP-4, Task 1, Forced Pitch Motion, Model 5514 Scaled to L = 142 m, $\omega = 0.2079$ rad/s, $F_n = 0.0$)

LAMP-4							
θ_α (°)	$\langle F_x^{\text{rad}} \rangle$ Mean (kN)	Unfiltered F_x^{rad}		Filtered F_x^{rad}		Filtered $(F_x^{\text{rad}})^*$	
		Min. (kN)	Max. (kN)	Min. (kN)	Max. (kN)	Min. (kN/°)	Max. (kN/°)
1.00	-0.865	-51.6	45.1	-51.5	45.1	-50.7	46.0
1.75	-2.39	-93.2	72.9	-93.1	72.5	-51.9	42.8
2.50	-4.36	-135.	109.	-135.	108.	-52.3	45.0
3.75	-7.92	-214.	192.	-213.	190.	-54.7	52.9
5.00	-9.65	-316.	314.	-311.	309.	-60.3	63.8

TASK 1/PITCH MOTION/MODEL 5514

Table P-343. Minimum and Maximum of Variables F_x^{rad} and $(F_x^{\text{rad}})^*$ for the Case (NFA, Task 1, Forced Pitch Motion, Model 5514 Scaled to L = 142 m, $\omega = 0.2079$ rad/s, $F_n = 0.0$)

NFA							
θ_a (°)	$\langle F_x^{\text{rad}} \rangle$	Unfiltered F_x^{rad}		Filtered F_x^{rad}		Filtered $(F_x^{\text{rad}})^*$	
	Mean (kN)	Min. (kN)	Max. (kN)	Min. (kN)	Max. (kN)	Min. (kN/°)	Max. (kN/°)
1.00	—	—	—	—	—	—	—
1.75	—	—	—	—	—	—	—
2.50	—	—	—	—	—	—	—
3.75	—	—	—	—	—	—	—
5.00	—	—	—	—	—	—	—

Table P-344. Minimum and Maximum of Variables F_x^{rad} and $(F_x^{\text{rad}})^*$ for the Case (NSHIPMO, Task 1, Forced Pitch Motion, Model 5514 Scaled to L = 142 m, $\omega = 0.2079$ rad/s, $F_n = 0.0$)

NSHIPMO							
θ_a (°)	$\langle F_x^{\text{rad}} \rangle$	Unfiltered F_x^{rad}		Filtered F_x^{rad}		Filtered $(F_x^{\text{rad}})^*$	
	Mean (kN)	Min. (kN)	Max. (kN)	Min. (kN)	Max. (kN)	Min. (kN/°)	Max. (kN/°)
1.00	-1.75	-4.69	0.436	-4.58	0.338	-2.83	2.09
1.75	-4.80	-15.8	1.35	-15.4	1.07	-6.05	3.35
2.50	-8.85	-34.4	3.48	-33.6	2.77	-9.89	4.65
3.75	-17.4	-87.6	21.3	-86.2	20.5	-18.4	10.1
5.00	-27.5	-170.	69.6	-169.	68.4	-28.3	19.2

TASK 1/PITCH MOTION/MODEL 5514

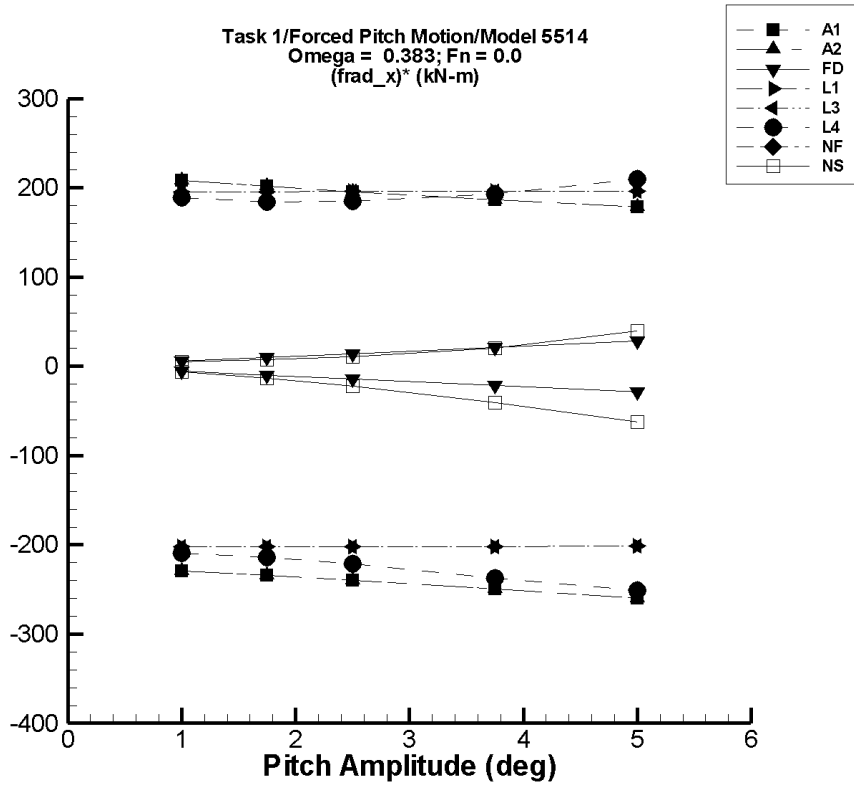


Figure P-44. Minimum and maximum of filtered $(F_x^{\text{rad}} - \langle F_x^{\text{rad}} \rangle) / \theta_a$ vs. θ_a for $\omega = 0.3831$ rad/s, $F_n = 0.0$ in the case of task 1, forced pitch motion, and Model 5514 scaled to $L = 142$ m.

TASK 1/PITCH MOTION/MODEL 5514

Table P-345. Minimum and Maximum of Variables F_x^{rad} and $(F_x^{\text{rad}})^*$ for the Case (AEGIR-1, Task 1, Forced Pitch Motion, Model 5514 Scaled to L = 142 m, $\omega = 0.3831$ rad/s, $F_n = 0.0$)

AEGIR-1							
θ_a (°)	$\langle F_x^{\text{rad}} \rangle$ Mean (kN)	Unfiltered F_x^{rad}		Filtered F_x^{rad}		Filtered $(F_x^{\text{rad}})^*$	
		Min. (kN)	Max. (kN)	Min. (kN)	Max. (kN)	Min. (kN/°)	Max. (kN/°)
1.00	-6.93	-237.	204.	-236.	201.	-229.	208.
1.75	-20.9	-432.	336.	-430.	332.	-234.	202.
2.50	-42.5	-645.	453.	-642.	448.	-240.	196.
3.75	-95.3	-1.04E+03	621.	-1.03E+03	606.	-249.	187.
5.00	-169.	-1.47E+03	757.	-1.47E+03	725.	-259.	179.

Table P-346. Minimum and Maximum of Variables F_x^{rad} and $(F_x^{\text{rad}})^*$ for the Case (AEGIR-2, Task 1, Forced Pitch Motion, Model 5514 Scaled to L = 142 m, $\omega = 0.3831$ rad/s, $F_n = 0.0$)

AEGIR-2							
θ_a (°)	$\langle F_x^{\text{rad}} \rangle$ Mean (kN)	Unfiltered F_x^{rad}		Filtered F_x^{rad}		Filtered $(F_x^{\text{rad}})^*$	
		Min. (kN)	Max. (kN)	Min. (kN)	Max. (kN)	Min. (kN/°)	Max. (kN/°)
1.00	-6.93	-237.	204.	-236.	201.	-229.	208.
1.75	-20.9	-432.	336.	-430.	332.	-234.	202.
2.50	-42.5	-645.	453.	-642.	448.	-240.	196.
3.75	-95.3	-1.04E+03	621.	-1.03E+03	606.	-249.	187.
5.00	-169.	-1.47E+03	757.	-1.47E+03	725.	-259.	179.

TASK 1/PITCH MOTION/MODEL 5514

Table P-347. Minimum and Maximum of Variables F_x^{rad} and $(F_x^{\text{rad}})^*$ for the Case (FREDYN, Task 1, Forced Pitch Motion, Model 5514 Scaled to L = 142 m, $\omega = 0.3831$ rad/s, $F_n = 0.0$)

FREDYN							
θ_a (°)	$\langle F_x^{\text{rad}} \rangle$ Mean (kN)	Unfiltered F_x^{rad}		Filtered F_x^{rad}		Filtered $(F_x^{\text{rad}})^*$	
		Min. (kN)	Max. (kN)	Min. (kN)	Max. (kN)	Min. (kN/°)	Max. (kN/°)
1.00	-3.77	-9.50	1.96	-9.41	1.88	-5.64	5.65
1.75	-11.5	-29.1	5.99	-28.8	5.75	-9.88	9.88
2.50	-23.6	-59.3	12.2	-58.8	11.7	-14.1	14.1
3.75	-53.0	-133.	27.5	-132.	26.4	-21.2	21.2
5.00	-94.1	-237.	48.9	-235.	46.9	-28.2	28.2

Table P-348. Minimum and Maximum of Variables F_x^{rad} and $(F_x^{\text{rad}})^*$ for the Case (LAMP-1, Task 1, Forced Pitch Motion, Model 5514 Scaled to L = 142 m, $\omega = 0.3831$ rad/s, $F_n = 0.0$)

LAMP-1							
θ_a (°)	$\langle F_x^{\text{rad}} \rangle$ Mean (kN)	Unfiltered F_x^{rad}		Filtered F_x^{rad}		Filtered $(F_x^{\text{rad}})^*$	
		Min. (kN)	Max. (kN)	Min. (kN)	Max. (kN)	Min. (kN/°)	Max. (kN/°)
1.00	-0.195	-199.	199.	-199.	199.	-199.	199.
1.75	-0.574	-349.	349.	-348.	348.	-199.	199.
2.50	-1.15	-498.	498.	-498.	497.	-199.	199.
3.75	-2.56	-748.	747.	-747.	746.	-198.	200.
5.00	-4.53	-997.	996.	-996.	994.	-198.	200.

TASK 1/PITCH MOTION/MODEL 5514

Table P-349. Minimum and Maximum of Variables F_x^{rad} and $(F_x^{\text{rad}})^*$ for the Case (LAMP-3, Task 1, Forced Pitch Motion, Model 5514 Scaled to L = 142 m, $\omega = 0.3831$ rad/s, $F_n = 0.0$)

LAMP-3							
θ_a (°)	$\langle F_x^{\text{rad}} \rangle$	Unfiltered F_x^{rad}		Filtered F_x^{rad}		Filtered $(F_x^{\text{rad}})^*$	
	Mean (kN)	Min. (kN)	Max. (kN)	Min. (kN)	Max. (kN)	Min. (kN/°)	Max. (kN/°)
1.00	-0.195	-199.	199.	-199.	199.	-199.	199.
1.75	-0.574	-349.	349.	-348.	348.	-199.	199.
2.50	-1.15	-498.	498.	-498.	497.	-199.	199.
3.75	-2.56	-748.	747.	-747.	746.	-198.	200.
5.00	-4.53	-997.	996.	-996.	994.	-198.	200.

Table P-350. Minimum and Maximum of Variables F_x^{rad} and $(F_x^{\text{rad}})^*$ for the Case (LAMP-4, Task 1, Forced Pitch Motion, Model 5514 Scaled to L = 142 m, $\omega = 0.3831$ rad/s, $F_n = 0.0$)

LAMP-4							
θ_a (°)	$\langle F_x^{\text{rad}} \rangle$	Unfiltered F_x^{rad}		Filtered F_x^{rad}		Filtered $(F_x^{\text{rad}})^*$	
	Mean (kN)	Min. (kN)	Max. (kN)	Min. (kN)	Max. (kN)	Min. (kN/°)	Max. (kN/°)
1.00	-6.00	-212.	186.	-211.	186.	-205.	192.
1.75	-16.7	-386.	313.	-385.	313.	-211.	188.
2.50	-30.5	-575.	442.	-574.	441.	-217.	189.
3.75	-57.8	-935.	683.	-933.	681.	-233.	197.
5.00	-77.7	-1.32E+03	990.	-1.31E+03	988.	-247.	213.

TASK 1/PITCH MOTION/MODEL 5514

Table P-351. Minimum and Maximum of Variables F_x^{rad} and $(F_x^{\text{rad}})^*$ for the Case (NFA, Task 1, Forced Pitch Motion, Model 5514 Scaled to L = 142 m, $\omega = 0.3831$ rad/s, $F_n = 0.0$)

NFA							
θ_a (°)	$\langle F_x^{\text{rad}} \rangle$	Unfiltered F_x^{rad}		Filtered F_x^{rad}		Filtered $(F_x^{\text{rad}})^*$	
	Mean (kN)	Min. (kN)	Max. (kN)	Min. (kN)	Max. (kN)	Min. (kN/°)	Max. (kN/°)
1.00	—	—	—	—	—	—	—
1.75	—	—	—	—	—	—	—
2.50	—	—	—	—	—	—	—
3.75	—	—	—	—	—	—	—
5.00	—	—	—	—	—	—	—

Table P-352. Minimum and Maximum of Variables F_x^{rad} and $(F_x^{\text{rad}})^*$ for the Case (NSHIPMO, Task 1, Forced Pitch Motion, Model 5514 Scaled to L = 142 m, $\omega = 0.3831$ rad/s, $F_n = 0.0$)

NSHIPMO							
θ_a (°)	$\langle F_x^{\text{rad}} \rangle$	Unfiltered F_x^{rad}		Filtered F_x^{rad}		Filtered $(F_x^{\text{rad}})^*$	
	Mean (kN)	Min. (kN)	Max. (kN)	Min. (kN)	Max. (kN)	Min. (kN/°)	Max. (kN/°)
1.00	-3.69	-10.3	1.41	-10.1	1.19	-6.38	4.88
1.75	-10.1	-34.6	4.53	-33.7	3.75	-13.5	7.93
2.50	-18.7	-75.2	10.7	-73.2	8.96	-21.8	11.1
3.75	-36.8	-191.	42.3	-188.	40.6	-40.3	20.6
5.00	-58.6	-372.	141.	-368.	138.	-61.9	39.4

TASK 1/PITCH MOTION/MODEL 5514

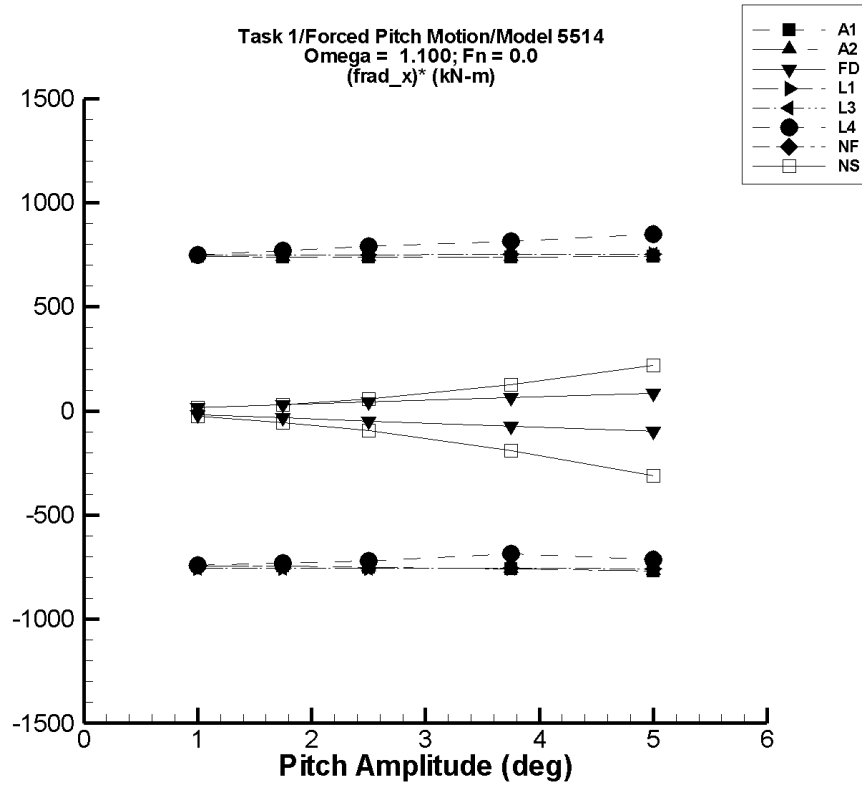


Figure P-45. Minimum and maximum of filtered $(F_x^{\text{rad}} - \langle F_x^{\text{rad}} \rangle) / \theta_a$ vs. θ_a for $\omega = 1.1000$ rad/s, $F_n = 0.0$ in the case of task 1, forced pitch motion, and Model 5514 scaled to $L = 142$ m.

TASK 1/PITCH MOTION/MODEL 5514

Table P-353. Minimum and Maximum of Variables F_x^{rad} and $(F_x^{\text{rad}})^*$ for the Case (AEGIR-1, Task 1, Forced Pitch Motion, Model 5514 Scaled to L = 142 m, $\omega = 1.1000$ rad/s, $F_n = 0.0$)

AEGIR-1							
θ_a (°)	$\langle F_x^{\text{rad}} \rangle$ Mean (kN)	Unfiltered F_x^{rad}		Filtered F_x^{rad}		Filtered $(F_x^{\text{rad}})^*$	
		Min. (kN)	Max. (kN)	Min. (kN)	Max. (kN)	Min. (kN/°)	Max. (kN/°)
1.00	-13.5	-779.	753.	-756.	730.	-743.	743.
1.75	-40.0	-1.38E+03	1.29E+03	-1.34E+03	1.25E+03	-745.	738.
2.50	-81.0	-2.02E+03	1.82E+03	-1.96E+03	1.76E+03	-750.	737.
3.75	-181.	-3.12E+03	2.68E+03	-3.03E+03	2.59E+03	-759.	739.
5.00	-321.	-4.32E+03	3.51E+03	-4.17E+03	3.38E+03	-770.	741.

Table P-354. Minimum and Maximum of Variables F_x^{rad} and $(F_x^{\text{rad}})^*$ for the Case (AEGIR-2, Task 1, Forced Pitch Motion, Model 5514 Scaled to L = 142 m, $\omega = 1.1000$ rad/s, $F_n = 0.0$)

AEGIR-2							
θ_a (°)	$\langle F_x^{\text{rad}} \rangle$ Mean (kN)	Unfiltered F_x^{rad}		Filtered F_x^{rad}		Filtered $(F_x^{\text{rad}})^*$	
		Min. (kN)	Max. (kN)	Min. (kN)	Max. (kN)	Min. (kN/°)	Max. (kN/°)
1.00	-13.5	-779.	753.	-756.	730.	-743.	743.
1.75	-40.0	-1.38E+03	1.29E+03	-1.34E+03	1.25E+03	-745.	738.
2.50	-81.0	-2.02E+03	1.82E+03	-1.96E+03	1.76E+03	-750.	737.
3.75	-181.	-3.12E+03	2.68E+03	-3.03E+03	2.59E+03	-759.	739.
5.00	-321.	-4.32E+03	3.51E+03	-4.17E+03	3.38E+03	-770.	741.

TASK 1/PITCH MOTION/MODEL 5514

Table P-355. Minimum and Maximum of Variables F_x^{rad} and $(F_x^{\text{rad}})^*$ for the Case (FREDYN, Task 1, Forced Pitch Motion, Model 5514 Scaled to L = 142 m, $\omega = 1.1000$ rad/s, $F_n = 0.0$)

FREDYN							
θ_a (°)	$\langle F_x^{\text{rad}} \rangle$ Mean (kN)	Unfiltered F_x^{rad}		Filtered F_x^{rad}		Filtered $(F_x^{\text{rad}})^*$	
		Min. (kN)	Max. (kN)	Min. (kN)	Max. (kN)	Min. (kN/°)	Max. (kN/°)
1.00	-15.0	-35.6	5.68	-33.1	3.42	-18.1	18.4
1.75	-45.9	-109.	17.4	-101.	10.5	-31.7	32.2
2.50	-93.6	-223.	35.5	-207.	21.4	-45.3	46.0
3.75	-211.	-501.	79.9	-465.	48.1	-68.0	69.0
5.00	-374.	-890.	142.	-827.	85.5	-90.6	91.9

Table P-356. Minimum and Maximum of Variables F_x^{rad} and $(F_x^{\text{rad}})^*$ for the Case (LAMP-1, Task 1, Forced Pitch Motion, Model 5514 Scaled to L = 142 m, $\omega = 1.1000$ rad/s, $F_n = 0.0$)

LAMP-1							
θ_a (°)	$\langle F_x^{\text{rad}} \rangle$ Mean (kN)	Unfiltered F_x^{rad}		Filtered F_x^{rad}		Filtered $(F_x^{\text{rad}})^*$	
		Min. (kN)	Max. (kN)	Min. (kN)	Max. (kN)	Min. (kN/°)	Max. (kN/°)
1.00	6.48	-752.	766.	-744.	758.	-750.	752.
1.75	19.2	-1.31E+03	1.35E+03	-1.29E+03	1.34E+03	-750.	753.
2.50	38.6	-1.86E+03	1.94E+03	-1.84E+03	1.92E+03	-750.	754.
3.75	85.9	-2.76E+03	2.95E+03	-2.73E+03	2.92E+03	-750.	756.
5.00	152.	-3.65E+03	3.99E+03	-3.61E+03	3.94E+03	-752.	758.

TASK 1/PITCH MOTION/MODEL 5514

Table P-357. Minimum and Maximum of Variables F_x^{rad} and $(F_x^{\text{rad}})^*$ for the Case (LAMP-3, Task 1, Forced Pitch Motion, Model 5514 Scaled to L = 142 m, $\omega = 1.1000$ rad/s, $F_n = 0.0$)

LAMP-3							
θ_a (°)	$\langle F_x^{\text{rad}} \rangle$ Mean (kN)	Unfiltered F_x^{rad}		Filtered F_x^{rad}		Filtered $(F_x^{\text{rad}})^*$	
		Min. (kN)	Max. (kN)	Min. (kN)	Max. (kN)	Min. (kN/°)	Max. (kN/°)
1.00	6.49	-752.	766.	-744.	758.	-750.	752.
1.75	19.2	-1.31E+03	1.35E+03	-1.29E+03	1.34E+03	-750.	753.
2.50	38.6	-1.86E+03	1.94E+03	-1.84E+03	1.92E+03	-750.	754.
3.75	85.9	-2.76E+03	2.95E+03	-2.73E+03	2.92E+03	-750.	756.
5.00	152.	-3.65E+03	3.99E+03	-3.61E+03	3.94E+03	-752.	758.

Table P-358. Minimum and Maximum of Variables F_x^{rad} and $(F_x^{\text{rad}})^*$ for the Case (LAMP-4, Task 1, Forced Pitch Motion, Model 5514 Scaled to L = 142 m, $\omega = 1.1000$ rad/s, $F_n = 0.0$)

LAMP-4							
θ_a (°)	$\langle F_x^{\text{rad}} \rangle$ Mean (kN)	Unfiltered F_x^{rad}		Filtered F_x^{rad}		Filtered $(F_x^{\text{rad}})^*$	
		Min. (kN)	Max. (kN)	Min. (kN)	Max. (kN)	Min. (kN/°)	Max. (kN/°)
1.00	-3.06	-754.	768.	-739.	750.	-736.	753.
1.75	-6.93	-1.31E+03	1.44E+03	-1.27E+03	1.35E+03	-723.	777.
2.50	-14.0	-1.86E+03	2.12E+03	-1.79E+03	1.98E+03	-712.	798.
3.75	-35.6	-2.69E+03	3.68E+03	-2.57E+03	3.06E+03	-676.	825.
5.00	-124.	-3.76E+03	5.12E+03	-3.63E+03	4.17E+03	-702.	859.

TASK 1/PITCH MOTION/MODEL 5514

Table P-359. Minimum and Maximum of Variables F_x^{rad} and $(F_x^{\text{rad}})^*$ for the Case (NFA, Task 1, Forced Pitch Motion, Model 5514 Scaled to L = 142 m, $\omega = 1.1000$ rad/s, $F_n = 0.0$)

NFA							
θ_a (°)	$\langle F_x^{\text{rad}} \rangle$	Unfiltered F_x^{rad}		Filtered F_x^{rad}		Filtered $(F_x^{\text{rad}})^*$	
	Mean (kN)	Min. (kN)	Max. (kN)	Min. (kN)	Max. (kN)	Min. (kN/°)	Max. (kN/°)
1.00	—	—	—	—	—	—	—
1.75	—	—	—	—	—	—	—
2.50	—	—	—	—	—	—	—
3.75	—	—	—	—	—	—	—
5.00	—	—	—	—	—	—	—

Table P-360. Minimum and Maximum of Variables F_x^{rad} and $(F_x^{\text{rad}})^*$ for the Case (NSHIPMO, Task 1, Forced Pitch Motion, Model 5514 Scaled to L = 142 m, $\omega = 1.1000$ rad/s, $F_n = 0.0$)

NSHIPMO							
θ_a (°)	$\langle F_x^{\text{rad}} \rangle$	Unfiltered F_x^{rad}		Filtered F_x^{rad}		Filtered $(F_x^{\text{rad}})^*$	
	Mean (kN)	Min. (kN)	Max. (kN)	Min. (kN)	Max. (kN)	Min. (kN/°)	Max. (kN/°)
1.00	-13.3	-38.1	5.55	-37.2	4.30	-23.9	17.6
1.75	-37.8	-138.	17.2	-134.	13.6	-55.2	29.3
2.50	-72.3	-318.	77.1	-309.	71.8	-94.6	57.7
3.75	-160.	-895.	324.	-879.	315.	-192.	127.
5.00	-286.	-1.86E+03	826.	-1.84E+03	814.	-311.	220.

TASK 1/PITCH MOTION/MODEL 5514

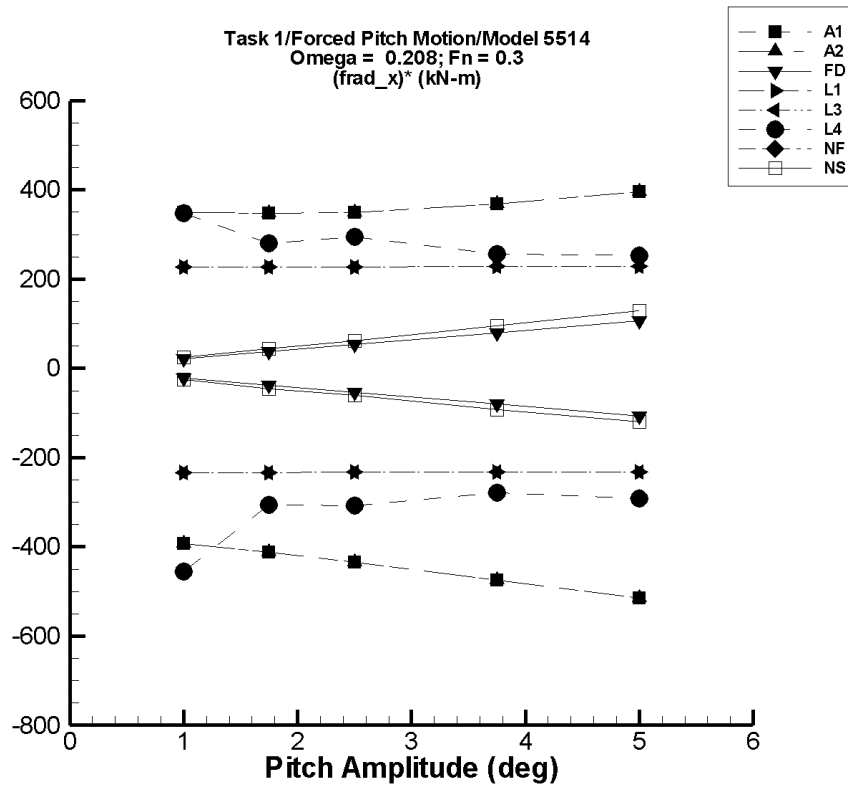


Figure P-46. Minimum and maximum of filtered $(F_x^{\text{rad}} - \langle F_x^{\text{rad}} \rangle) / \theta_a$ vs. θ_a for $\omega = 0.2079$ rad/s, $F_n = 0.3$ in the case of task 1, forced pitch motion, and Model 5514 scaled to $L = 142$ m.

TASK 1/PITCH MOTION/MODEL 5514

Table P-361. Minimum and Maximum of Variables F_x^{rad} and $(F_x^{\text{rad}})^*$ for the Case (AEGIR-1, Task 1, Forced Pitch Motion, Model 5514 Scaled to L = 142 m, $\omega = 0.2079$ rad/s, $F_n = 0.3$)

AEGIR-1							
θ_a (°)	$\langle F_x^{\text{rad}} \rangle$ Mean (kN)	Unfiltered F_x^{rad}		Filtered F_x^{rad}		Filtered $(F_x^{\text{rad}})^*$	
		Min. (kN)	Max. (kN)	Min. (kN)	Max. (kN)	Min. (kN/°)	Max. (kN/°)
1.00	-5.84	-400.	343.	-399.	343.	-393.	349.
1.75	-16.4	-739.	592.	-738.	593.	-412.	348.
2.50	-32.4	-1.12E+03	857.	-1.12E+03	841.	-435.	349.
3.75	-70.8	-1.85E+03	1.32E+03	-1.85E+03	1.31E+03	-474.	368.
5.00	-124.	-2.70E+03	1.86E+03	-2.70E+03	1.86E+03	-515.	396.

Table P-362. Minimum and Maximum of Variables F_x^{rad} and $(F_x^{\text{rad}})^*$ for the Case (AEGIR-2, Task 1, Forced Pitch Motion, Model 5514 Scaled to L = 142 m, $\omega = 0.2079$ rad/s, $F_n = 0.3$)

AEGIR-2							
θ_a (°)	$\langle F_x^{\text{rad}} \rangle$ Mean (kN)	Unfiltered F_x^{rad}		Filtered F_x^{rad}		Filtered $(F_x^{\text{rad}})^*$	
		Min. (kN)	Max. (kN)	Min. (kN)	Max. (kN)	Min. (kN/°)	Max. (kN/°)
1.00	-5.84	-400.	343.	-399.	343.	-393.	349.
1.75	-16.4	-739.	592.	-738.	593.	-412.	348.
2.50	-32.4	-1.12E+03	857.	-1.12E+03	841.	-435.	349.
3.75	-70.8	-1.85E+03	1.32E+03	-1.85E+03	1.31E+03	-474.	368.
5.00	-124.	-2.70E+03	1.86E+03	-2.70E+03	1.86E+03	-515.	396.

TASK 1/PITCH MOTION/MODEL 5514

Table P-363. Minimum and Maximum of Variables F_x^{rad} and $(F_x^{\text{rad}})^*$ for the Case (FREDYN, Task 1, Forced Pitch Motion, Model 5514 Scaled to L = 142 m, $\omega = 0.2079$ rad/s, $F_n = 0.3$)

FREDYN							
θ_a (°)	$\langle F_x^{\text{rad}} \rangle$	Unfiltered F_x^{rad}		Filtered F_x^{rad}		Filtered $(F_x^{\text{rad}})^*$	
	Mean (kN)	Min. (kN)	Max. (kN)	Min. (kN)	Max. (kN)	Min. (kN/°)	Max. (kN/°)
1.00	9.77	-11.6	31.1	-11.5	31.1	-21.3	21.3
1.75	29.9	-35.5	95.4	-35.3	95.1	-37.2	37.2
2.50	61.0	-72.5	195.	-71.9	194.	-53.2	53.2
3.75	137.	-163.	438.	-162.	436.	-79.8	79.8
5.00	244.	-290.	778.	-288.	776.	-106.	106.

Table P-364. Minimum and Maximum of Variables F_x^{rad} and $(F_x^{\text{rad}})^*$ for the Case (LAMP-1, Task 1, Forced Pitch Motion, Model 5514 Scaled to L = 142 m, $\omega = 0.2079$ rad/s, $F_n = 0.3$)

LAMP-1							
θ_a (°)	$\langle F_x^{\text{rad}} \rangle$	Unfiltered F_x^{rad}		Filtered F_x^{rad}		Filtered $(F_x^{\text{rad}})^*$	
	Mean (kN)	Min. (kN)	Max. (kN)	Min. (kN)	Max. (kN)	Min. (kN/°)	Max. (kN/°)
1.00	-332.	-562.	-101.	-562.	-101.	-230.	231.
1.75	-331.	-734.	73.1	-734.	72.6	-230.	231.
2.50	-330.	-905.	248.	-905.	247.	-230.	231.
3.75	-328.	-1.19E+03	539.	-1.19E+03	539.	-230.	231.
5.00	-326.	-1.47E+03	833.	-1.47E+03	833.	-229.	232.

TASK 1/PITCH MOTION/MODEL 5514

Table P-365. Minimum and Maximum of Variables F_x^{rad} and $(F_x^{\text{rad}})^*$ for the Case (LAMP-3, Task 1, Forced Pitch Motion, Model 5514 Scaled to L = 142 m, $\omega = 0.2079$ rad/s, $F_n = 0.3$)

LAMP-3							
θ_a (°)	$\langle F_x^{\text{rad}} \rangle$ Mean (kN)	Unfiltered F_x^{rad}		Filtered F_x^{rad}		Filtered $(F_x^{\text{rad}})^*$	
		Min. (kN)	Max. (kN)	Min. (kN)	Max. (kN)	Min. (kN/°)	Max. (kN/°)
1.00	-332.	-562.	-101.	-562.	-101.	-230.	231.
1.75	-331.	-734.	72.8	-734.	72.6	-230.	231.
2.50	-330.	-905.	247.	-905.	247.	-230.	231.
3.75	-328.	-1.19E+03	539.	-1.19E+03	539.	-230.	231.
5.00	-326.	-1.47E+03	833.	-1.47E+03	833.	-229.	232.

Table P-366. Minimum and Maximum of Variables F_x^{rad} and $(F_x^{\text{rad}})^*$ for the Case (LAMP-4, Task 1, Forced Pitch Motion, Model 5514 Scaled to L = 142 m, $\omega = 0.2079$ rad/s, $F_n = 0.3$)

LAMP-4							
θ_a (°)	$\langle F_x^{\text{rad}} \rangle$ Mean (kN)	Unfiltered F_x^{rad}		Filtered F_x^{rad}		Filtered $(F_x^{\text{rad}})^*$	
		Min. (kN)	Max. (kN)	Min. (kN)	Max. (kN)	Min. (kN/°)	Max. (kN/°)
1.00	-315.	-783.	279.	-768.	35.7	-453.	351.
1.75	-321.	-882.	479.	-850.	174.	-302.	283.
2.50	-321.	-1.11E+03	766.	-1.08E+03	421.	-305.	297.
3.75	-346.	-1.43E+03	1.03E+03	-1.38E+03	624.	-276.	259.
5.00	-369.	-1.94E+03	1.31E+03	-1.81E+03	912.	-289.	256.

TASK 1/PITCH MOTION/MODEL 5514

Table P-367. Minimum and Maximum of Variables F_x^{rad} and $(F_x^{\text{rad}})^*$ for the Case (NFA, Task 1, Forced Pitch Motion, Model 5514 Scaled to L = 142 m, $\omega = 0.2079$ rad/s, $F_n = 0.3$)

NFA							
θ_a (°)	$\langle F_x^{\text{rad}} \rangle$	Unfiltered F_x^{rad}		Filtered F_x^{rad}		Filtered $(F_x^{\text{rad}})^*$	
	Mean (kN)	Min. (kN)	Max. (kN)	Min. (kN)	Max. (kN)	Min. (kN/°)	Max. (kN/°)
1.00	—	—	—	—	—	—	—
1.75	—	—	—	—	—	—	—
2.50	—	—	—	—	—	—	—
3.75	—	—	—	—	—	—	—
5.00	—	—	—	—	—	—	—

Table P-368. Minimum and Maximum of Variables F_x^{rad} and $(F_x^{\text{rad}})^*$ for the Case (NSHIPMO, Task 1, Forced Pitch Motion, Model 5514 Scaled to L = 142 m, $\omega = 0.2079$ rad/s, $F_n = 0.3$)

NSHIPMO							
θ_a (°)	$\langle F_x^{\text{rad}} \rangle$	Unfiltered F_x^{rad}		Filtered F_x^{rad}		Filtered $(F_x^{\text{rad}})^*$	
	Mean (kN)	Min. (kN)	Max. (kN)	Min. (kN)	Max. (kN)	Min. (kN/°)	Max. (kN/°)
1.00	13.2	-12.4	39.2	-11.5	38.3	-24.7	25.1
1.75	39.9	-43.9	120.	-40.4	116.	-45.9	43.7
2.50	80.7	-82.8	243.	-70.3	237.	-60.4	62.4
3.75	178.	-182.	544.	-171.	535.	-93.1	95.1
5.00	304.	-309.	959.	-298.	946.	-120.	128.

TASK 1/PITCH MOTION/MODEL 5514

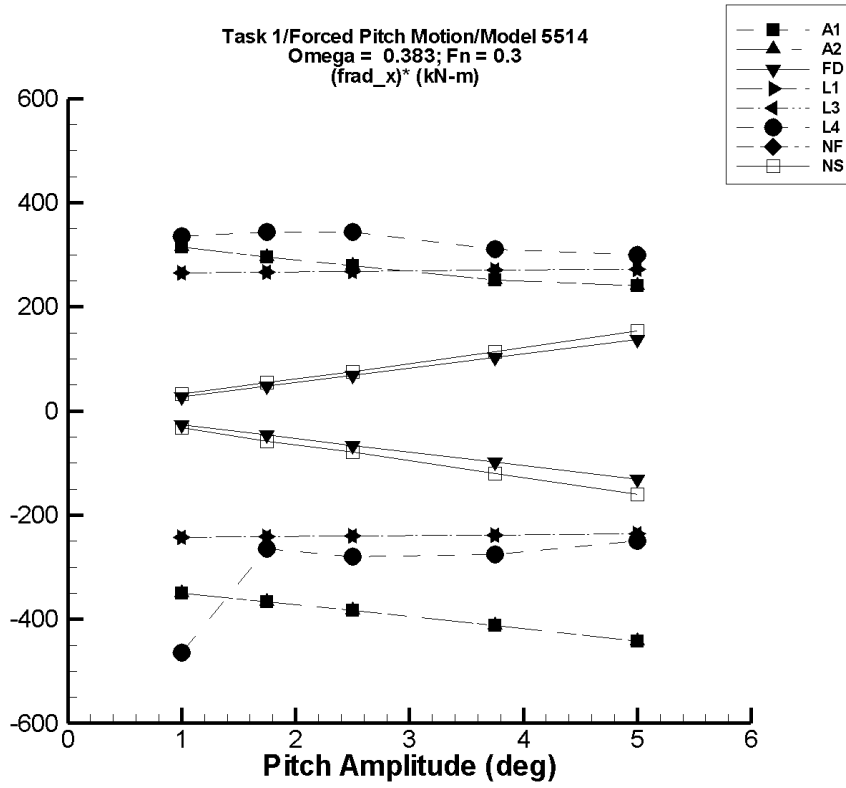


Figure P-47. Minimum and maximum of filtered $(F_x^{\text{rad}} - \langle F_x^{\text{rad}} \rangle) / \theta_a$ vs. θ_a for $\omega = 0.3831$ rad/s, $F_n = 0.3$ in the case of task 1, forced pitch motion, and Model 5514 scaled to $L = 142$ m.

TASK 1/PITCH MOTION/MODEL 5514

Table P-369. Minimum and Maximum of Variables F_x^{rad} and $(F_x^{\text{rad}})^*$ for the Case (AEGIR-1, Task 1, Forced Pitch Motion, Model 5514 Scaled to L = 142 m, $\omega = 0.3831$ rad/s, $F_n = 0.3$)

AEGIR-1							
θ_a (°)	$\langle F_x^{\text{rad}} \rangle$ Mean (kN)	Unfiltered F_x^{rad}		Filtered F_x^{rad}		Filtered $(F_x^{\text{rad}})^*$	
		Min. (kN)	Max. (kN)	Min. (kN)	Max. (kN)	Min. (kN/°)	Max. (kN/°)
1.00	9.31	-363.	325.	-341.	324.	-350.	315.
1.75	27.0	-654.	547.	-614.	545.	-366.	296.
2.50	54.1	-965.	753.	-905.	751.	-384.	279.
3.75	120.	-1.52E+03	1.07E+03	-1.43E+03	1.06E+03	-413.	252.
5.00	212.	-2.13E+03	1.44E+03	-2.00E+03	1.42E+03	-442.	241.

Table P-370. Minimum and Maximum of Variables F_x^{rad} and $(F_x^{\text{rad}})^*$ for the Case (AEGIR-2, Task 1, Forced Pitch Motion, Model 5514 Scaled to L = 142 m, $\omega = 0.3831$ rad/s, $F_n = 0.3$)

AEGIR-2							
θ_a (°)	$\langle F_x^{\text{rad}} \rangle$ Mean (kN)	Unfiltered F_x^{rad}		Filtered F_x^{rad}		Filtered $(F_x^{\text{rad}})^*$	
		Min. (kN)	Max. (kN)	Min. (kN)	Max. (kN)	Min. (kN/°)	Max. (kN/°)
1.00	9.31	-363.	325.	-341.	324.	-350.	315.
1.75	27.0	-654.	547.	-614.	545.	-366.	296.
2.50	54.1	-965.	753.	-905.	751.	-384.	279.
3.75	120.	-1.52E+03	1.07E+03	-1.43E+03	1.06E+03	-413.	252.
5.00	212.	-2.13E+03	1.44E+03	-2.00E+03	1.42E+03	-442.	241.

TASK 1/PITCH MOTION/MODEL 5514

Table P-371. Minimum and Maximum of Variables F_x^{rad} and $(F_x^{\text{rad}})^*$ for the Case (FREDYN, Task 1, Forced Pitch Motion, Model 5514 Scaled to L = 142 m, $\omega = 0.3831$ rad/s, $F_n = 0.3$)

FREDYN							
θ_a (°)	$\langle F_x^{\text{rad}} \rangle$	Unfiltered F_x^{rad}		Filtered F_x^{rad}		Filtered $(F_x^{\text{rad}})^*$	
	Mean (kN)	Min. (kN)	Max. (kN)	Min. (kN)	Max. (kN)	Min. (kN/°)	Max. (kN/°)
1.00	9.99	-17.4	37.4	-17.0	37.0	-27.0	27.0
1.75	30.6	-53.2	114.	-52.0	113.	-47.2	47.2
2.50	62.4	-109.	233.	-106.	231.	-67.4	67.4
3.75	140.	-244.	525.	-239.	519.	-101.	101.
5.00	250.	-434.	933.	-424.	923.	-135.	135.

Table P-372. Minimum and Maximum of Variables F_x^{rad} and $(F_x^{\text{rad}})^*$ for the Case (LAMP-1, Task 1, Forced Pitch Motion, Model 5514 Scaled to L = 142 m, $\omega = 0.3831$ rad/s, $F_n = 0.3$)

LAMP-1							
θ_a (°)	$\langle F_x^{\text{rad}} \rangle$	Unfiltered F_x^{rad}		Filtered F_x^{rad}		Filtered $(F_x^{\text{rad}})^*$	
	Mean (kN)	Min. (kN)	Max. (kN)	Min. (kN)	Max. (kN)	Min. (kN/°)	Max. (kN/°)
1.00	-331.	-584.	-74.5	-583.	-74.8	-252.	256.
1.75	-328.	-768.	123.	-767.	122.	-251.	257.
2.50	-324.	-949.	323.	-948.	323.	-250.	259.
3.75	-315.	-1.24E+03	666.	-1.24E+03	664.	-247.	261.
5.00	-301.	-1.53E+03	1.02E+03	-1.53E+03	1.02E+03	-245.	263.

TASK 1/PITCH MOTION/MODEL 5514

Table P-373. Minimum and Maximum of Variables F_x^{rad} and $(F_x^{\text{rad}})^*$ for the Case (LAMP-3, Task 1, Forced Pitch Motion, Model 5514 Scaled to L = 142 m, $\omega = 0.3831$ rad/s, $F_n = 0.3$)

LAMP-3							
θ_a (°)	$\langle F_x^{\text{rad}} \rangle$ Mean (kN)	Unfiltered F_x^{rad}		Filtered F_x^{rad}		Filtered $(F_x^{\text{rad}})^*$	
		Min. (kN)	Max. (kN)	Min. (kN)	Max. (kN)	Min. (kN/°)	Max. (kN/°)
1.00	-331.	-584.	-74.5	-583.	-74.9	-252.	256.
1.75	-328.	-768.	123.	-768.	122.	-251.	257.
2.50	-324.	-949.	323.	-948.	322.	-250.	259.
3.75	-315.	-1.24E+03	666.	-1.24E+03	664.	-247.	261.
5.00	-301.	-1.53E+03	1.02E+03	-1.53E+03	1.02E+03	-245.	263.

Table P-374. Minimum and Maximum of Variables F_x^{rad} and $(F_x^{\text{rad}})^*$ for the Case (LAMP-4, Task 1, Forced Pitch Motion, Model 5514 Scaled to L = 142 m, $\omega = 0.3831$ rad/s, $F_n = 0.3$)

LAMP-4							
θ_a (°)	$\langle F_x^{\text{rad}} \rangle$ Mean (kN)	Unfiltered F_x^{rad}		Filtered F_x^{rad}		Filtered $(F_x^{\text{rad}})^*$	
		Min. (kN)	Max. (kN)	Min. (kN)	Max. (kN)	Min. (kN/°)	Max. (kN/°)
1.00	-299.	-802.	422.	-773.	27.1	-475.	326.
1.75	-300.	-854.	670.	-781.	284.	-275.	334.
2.50	-297.	-1.11E+03	862.	-1.02E+03	538.	-289.	334.
3.75	-291.	-1.43E+03	1.15E+03	-1.36E+03	843.	-284.	302.
5.00	-292.	-1.72E+03	1.45E+03	-1.58E+03	1.16E+03	-258.	291.

TASK 1/PITCH MOTION/MODEL 5514

Table P-375. Minimum and Maximum of Variables F_x^{rad} and $(F_x^{\text{rad}})^*$ for the Case (NFA, Task 1, Forced Pitch Motion, Model 5514 Scaled to L = 142 m, $\omega = 0.3831$ rad/s, $F_n = 0.3$)

NFA							
θ_a (°)	$\langle F_x^{\text{rad}} \rangle$	Unfiltered F_x^{rad}		Filtered F_x^{rad}		Filtered $(F_x^{\text{rad}})^*$	
	Mean (kN)	Min. (kN)	Max. (kN)	Min. (kN)	Max. (kN)	Min. (kN/°)	Max. (kN/°)
1.00	—	—	—	—	—	—	—
1.75	—	—	—	—	—	—	—
2.50	—	—	—	—	—	—	—
3.75	—	—	—	—	—	—	—
5.00	—	—	—	—	—	—	—

Table P-376. Minimum and Maximum of Variables F_x^{rad} and $(F_x^{\text{rad}})^*$ for the Case (NSHIPMO, Task 1, Forced Pitch Motion, Model 5514 Scaled to L = 142 m, $\omega = 0.3831$ rad/s, $F_n = 0.3$)

NSHIPMO							
θ_a (°)	$\langle F_x^{\text{rad}} \rangle$	Unfiltered F_x^{rad}		Filtered F_x^{rad}		Filtered $(F_x^{\text{rad}})^*$	
	Mean (kN)	Min. (kN)	Max. (kN)	Min. (kN)	Max. (kN)	Min. (kN/°)	Max. (kN/°)
1.00	17.9	-15.3	52.1	-14.0	50.9	-31.9	33.0
1.75	54.7	-52.0	157.	-47.1	150.	-58.2	54.5
2.50	112.	-97.5	309.	-85.8	301.	-79.0	75.5
3.75	246.	-213.	686.	-203.	674.	-120.	114.
5.00	429.	-381.	1.21E+03	-371.	1.20E+03	-160.	153.

TASK 1/PITCH MOTION/MODEL 5514

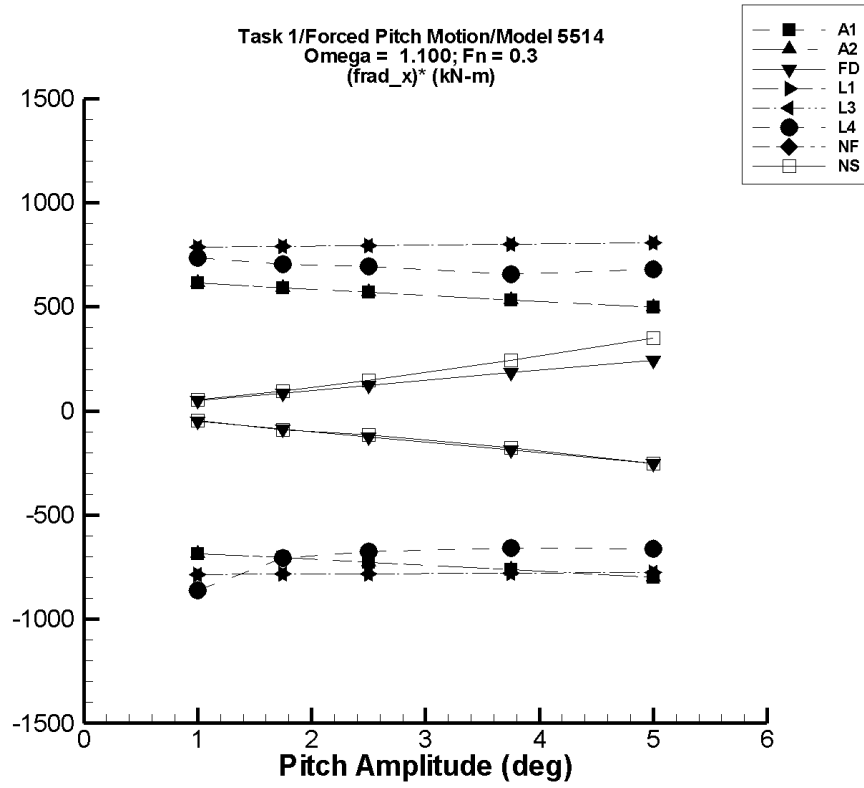


Figure P-48. Minimum and maximum of filtered $(F_x^{\text{rad}} - \langle F_x^{\text{rad}} \rangle) / \theta_a$ vs. θ_a for $\omega = 1.1000$ rad/s, $F_n = 0.3$ in the case of task 1, forced pitch motion, and Model 5514 scaled to $L = 142$ m.

TASK 1/PITCH MOTION/MODEL 5514

Table P-377. Minimum and Maximum of Variables F_x^{rad} and $(F_x^{\text{rad}})^*$ for the Case (AEGIR-1, Task 1, Forced Pitch Motion, Model 5514 Scaled to L = 142 m, $\omega = 1.1000$ rad/s, $F_n = 0.3$)

AEGIR-1							
θ_a (°)	$\langle F_x^{\text{rad}} \rangle$ Mean (kN)	Unfiltered F_x^{rad}		Filtered F_x^{rad}		Filtered $(F_x^{\text{rad}})^*$	
		Min. (kN)	Max. (kN)	Min. (kN)	Max. (kN)	Min. (kN/°)	Max. (kN/°)
1.00	-6.81	-716.	628.	-692.	609.	-685.	616.
1.75	-14.9	-1.30E+03	1.05E+03	-1.25E+03	1.02E+03	-704.	592.
2.50	-25.7	-1.92E+03	1.43E+03	-1.84E+03	1.40E+03	-726.	570.
3.75	-49.6	-3.05E+03	1.98E+03	-2.91E+03	1.95E+03	-763.	534.
5.00	-80.8	-4.29E+03	2.43E+03	-4.08E+03	2.42E+03	-800.	499.

Table P-378. Minimum and Maximum of Variables F_x^{rad} and $(F_x^{\text{rad}})^*$ for the Case (AEGIR-2, Task 1, Forced Pitch Motion, Model 5514 Scaled to L = 142 m, $\omega = 1.1000$ rad/s, $F_n = 0.3$)

AEGIR-2							
θ_a (°)	$\langle F_x^{\text{rad}} \rangle$ Mean (kN)	Unfiltered F_x^{rad}		Filtered F_x^{rad}		Filtered $(F_x^{\text{rad}})^*$	
		Min. (kN)	Max. (kN)	Min. (kN)	Max. (kN)	Min. (kN/°)	Max. (kN/°)
1.00	-6.81	-716.	628.	-692.	609.	-685.	616.
1.75	-14.9	-1.30E+03	1.05E+03	-1.25E+03	1.02E+03	-704.	592.
2.50	-25.7	-1.92E+03	1.43E+03	-1.84E+03	1.40E+03	-726.	570.
3.75	-49.6	-3.05E+03	1.98E+03	-2.91E+03	1.95E+03	-763.	534.
5.00	-80.8	-4.29E+03	2.43E+03	-4.08E+03	2.42E+03	-800.	499.

TASK 1/PITCH MOTION/MODEL 5514

Table P-379. Minimum and Maximum of Variables F_x^{rad} and $(F_x^{\text{rad}})^*$ for the Case (FREDYN, Task 1, Forced Pitch Motion, Model 5514 Scaled to L = 142 m, $\omega = 1.1000$ rad/s, $F_n = 0.3$)

FREDYN							
θ_a (°)	$\langle F_x^{\text{rad}} \rangle$ Mean (kN)	Unfiltered F_x^{rad}		Filtered F_x^{rad}		Filtered $(F_x^{\text{rad}})^*$	
		Min. (kN)	Max. (kN)	Min. (kN)	Max. (kN)	Min. (kN/°)	Max. (kN/°)
1.00	0.918	-55.6	57.5	-48.7	50.5	-49.6	49.6
1.75	2.81	-170.	176.	-149.	155.	-86.8	86.8
2.50	5.73	-347.	359.	-304.	316.	-124.	124.
3.75	12.9	-782.	808.	-685.	710.	-186.	186.
5.00	22.9	-1.39E+03	1.44E+03	-1.22E+03	1.26E+03	-248.	248.

Table P-380. Minimum and Maximum of Variables F_x^{rad} and $(F_x^{\text{rad}})^*$ for the Case (LAMP-1, Task 1, Forced Pitch Motion, Model 5514 Scaled to L = 142 m, $\omega = 1.1000$ rad/s, $F_n = 0.3$)

LAMP-1							
θ_a (°)	$\langle F_x^{\text{rad}} \rangle$ Mean (kN)	Unfiltered F_x^{rad}		Filtered F_x^{rad}		Filtered $(F_x^{\text{rad}})^*$	
		Min. (kN)	Max. (kN)	Min. (kN)	Max. (kN)	Min. (kN/°)	Max. (kN/°)
1.00	-320.	-1.11E+03	480.	-1.10E+03	471.	-782.	792.
1.75	-298.	-1.68E+03	1.11E+03	-1.66E+03	1.09E+03	-779.	795.
2.50	-263.	-2.23E+03	1.76E+03	-2.21E+03	1.73E+03	-777.	799.
3.75	-178.	-3.11E+03	2.88E+03	-3.08E+03	2.84E+03	-773.	806.
5.00	-58.3	-3.95E+03	4.05E+03	-3.91E+03	4.01E+03	-770.	813.

TASK 1/PITCH MOTION/MODEL 5514

Table P-381. Minimum and Maximum of Variables F_x^{rad} and $(F_x^{\text{rad}})^*$ for the Case (LAMP-3, Task 1, Forced Pitch Motion, Model 5514 Scaled to L = 142 m, $\omega = 1.1000$ rad/s, $F_n = 0.3$)

LAMP-3							
θ_a (°)	$\langle F_x^{\text{rad}} \rangle$ Mean (kN)	Unfiltered F_x^{rad}		Filtered F_x^{rad}		Filtered $(F_x^{\text{rad}})^*$	
		Min. (kN)	Max. (kN)	Min. (kN)	Max. (kN)	Min. (kN/°)	Max. (kN/°)
1.00	-321.	-1.11E+03	480.	-1.10E+03	471.	-782.	792.
1.75	-298.	-1.68E+03	1.11E+03	-1.66E+03	1.09E+03	-779.	795.
2.50	-263.	-2.23E+03	1.76E+03	-2.21E+03	1.73E+03	-777.	799.
3.75	-178.	-3.11E+03	2.88E+03	-3.08E+03	2.84E+03	-773.	806.
5.00	-58.4	-3.95E+03	4.05E+03	-3.91E+03	4.01E+03	-770.	813.

Table P-382. Minimum and Maximum of Variables F_x^{rad} and $(F_x^{\text{rad}})^*$ for the Case (LAMP-4, Task 1, Forced Pitch Motion, Model 5514 Scaled to L = 142 m, $\omega = 1.1000$ rad/s, $F_n = 0.3$)

LAMP-4							
θ_a (°)	$\langle F_x^{\text{rad}} \rangle$ Mean (kN)	Unfiltered F_x^{rad}		Filtered F_x^{rad}		Filtered $(F_x^{\text{rad}})^*$	
		Min. (kN)	Max. (kN)	Min. (kN)	Max. (kN)	Min. (kN/°)	Max. (kN/°)
1.00	-278.	-1.21E+03	849.	-1.13E+03	462.	-856.	740.
1.75	-273.	-1.67E+03	1.33E+03	-1.50E+03	974.	-699.	712.
2.50	-298.	-2.13E+03	1.70E+03	-1.97E+03	1.45E+03	-668.	700.
3.75	-260.	-3.04E+03	2.84E+03	-2.70E+03	2.23E+03	-650.	664.
5.00	-264.	-3.81E+03	4.16E+03	-3.54E+03	3.17E+03	-656.	688.

TASK 1/PITCH MOTION/MODEL 5514

Table P-383. Minimum and Maximum of Variables F_x^{rad} and $(F_x^{\text{rad}})^*$ for the Case (NFA, Task 1, Forced Pitch Motion, Model 5514 Scaled to L = 142 m, $\omega = 1.1000$ rad/s, $F_n = 0.3$)

NFA							
θ_a (°)	$\langle F_x^{\text{rad}} \rangle$	Unfiltered F_x^{rad}		Filtered F_x^{rad}		Filtered $(F_x^{\text{rad}})^*$	
	Mean (kN)	Min. (kN)	Max. (kN)	Min. (kN)	Max. (kN)	Min. (kN/°)	Max. (kN/°)
1.00	—	—	—	—	—	—	—
1.75	—	—	—	—	—	—	—
2.50	—	—	—	—	—	—	—
3.75	—	—	—	—	—	—	—
5.00	—	—	—	—	—	—	—

Table P-384. Minimum and Maximum of Variables F_x^{rad} and $(F_x^{\text{rad}})^*$ for the Case (NSHIPMO, Task 1, Forced Pitch Motion, Model 5514 Scaled to L = 142 m, $\omega = 1.1000$ rad/s, $F_n = 0.3$)

NSHIPMO							
θ_a (°)	$\langle F_x^{\text{rad}} \rangle$	Unfiltered F_x^{rad}		Filtered F_x^{rad}		Filtered $(F_x^{\text{rad}})^*$	
	Mean (kN)	Min. (kN)	Max. (kN)	Min. (kN)	Max. (kN)	Min. (kN/°)	Max. (kN/°)
1.00	13.0	-33.6	67.3	-32.2	65.6	-45.3	52.5
1.75	42.4	-127.	218.	-116.	210.	-90.4	95.5
2.50	96.2	-260.	475.	-187.	462.	-113.	146.
3.75	189.	-500.	1.11E+03	-469.	1.09E+03	-175.	242.
5.00	334.	-944.	2.11E+03	-932.	2.09E+03	-253.	351.

TASK 1/PITCH MOTION/MODEL 5514

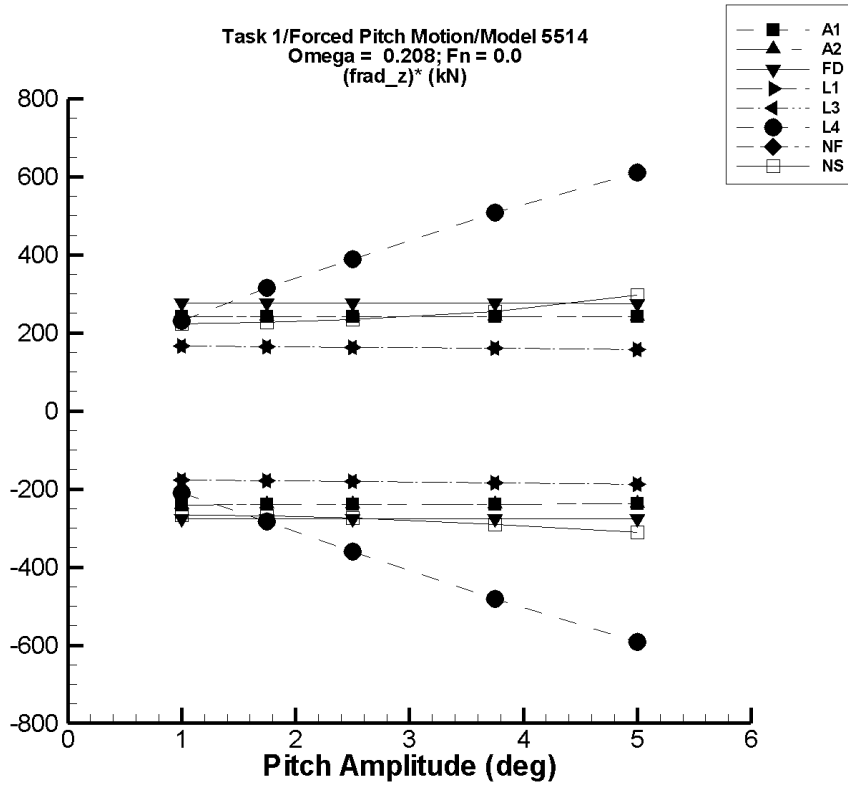


Figure P-49. Minimum and maximum of filtered $(F_z^{\text{rad}} - \langle F_z^{\text{rad}} \rangle) / \theta_a$ vs. θ_a for $\omega = 0.2079$ rad/s, $F_n = 0.0$ in the case of task 1, forced pitch motion, and Model 5514 scaled to $L = 142$ m.

TASK 1/PITCH MOTION/MODEL 5514

Table P-385. Minimum and Maximum of Variables F_z^{rad} and $(F_z^{\text{rad}})^*$ for the Case (AEGIR-1, Task 1, Forced Pitch Motion, Model 5514 Scaled to L = 142 m, $\omega = 0.2079$ rad/s, $F_n = 0.0$)

AEGIR-1							
θ_a (°)	$\langle F_z^{\text{rad}} \rangle$ Mean (kN)	Unfiltered F_z^{rad}		Filtered F_z^{rad}		Filtered $(F_z^{\text{rad}})^*$	
		Min. (kN)	Max. (kN)	Min. (kN)	Max. (kN)	Min. (kN/°)	Max. (kN/°)
1.00	0.422	-241.	243.	-240.	242.	-241.	242.
1.75	1.32	-418.	424.	-418.	424.	-239.	241.
2.50	2.72	-596.	608.	-595.	607.	-239.	242.
3.75	6.16	-889.	915.	-888.	914.	-238.	242.
5.00	11.0	-1.18E+03	1.23E+03	-1.18E+03	1.22E+03	-238.	242.

Table P-386. Minimum and Maximum of Variables F_z^{rad} and $(F_z^{\text{rad}})^*$ for the Case (AEGIR-2, Task 1, Forced Pitch Motion, Model 5514 Scaled to L = 142 m, $\omega = 0.2079$ rad/s, $F_n = 0.0$)

AEGIR-2							
θ_a (°)	$\langle F_z^{\text{rad}} \rangle$ Mean (kN)	Unfiltered F_z^{rad}		Filtered F_z^{rad}		Filtered $(F_z^{\text{rad}})^*$	
		Min. (kN)	Max. (kN)	Min. (kN)	Max. (kN)	Min. (kN/°)	Max. (kN/°)
1.00	0.422	-241.	243.	-240.	242.	-241.	242.
1.75	1.32	-418.	424.	-418.	424.	-239.	241.
2.50	2.72	-596.	608.	-595.	607.	-239.	242.
3.75	6.16	-889.	915.	-888.	914.	-238.	242.
5.00	11.0	-1.18E+03	1.23E+03	-1.18E+03	1.22E+03	-238.	242.

TASK 1/PITCH MOTION/MODEL 5514

Table P-387. Minimum and Maximum of Variables F_z^{rad} and $(F_z^{\text{rad}})^*$ for the Case (FREDYN, Task 1, Forced Pitch Motion, Model 5514 Scaled to L = 142 m, $\omega = 0.2079$ rad/s, $F_n = 0.0$)

FREDYN							
θ_α (°)	$\langle F_z^{\text{rad}} \rangle$ Mean (kN)	Unfiltered F_z^{rad}		Filtered F_z^{rad}		Filtered $(F_z^{\text{rad}})^*$	
		Min. (kN)	Max. (kN)	Min. (kN)	Max. (kN)	Min. (kN/°)	Max. (kN/°)
1.00	-4.46E-05	-276.	276.	-276.	276.	-276.	276.
1.75	-1.18E-04	-484.	484.	-483.	483.	-276.	276.
2.50	-1.20E-04	-691.	691.	-690.	690.	-276.	276.
3.75	-4.29E-04	-1.04E+03	1.04E+03	-1.03E+03	1.03E+03	-276.	276.
5.00	-8.81E-04	-1.38E+03	1.38E+03	-1.38E+03	1.38E+03	-276.	276.

Table P-388. Minimum and Maximum of Variables F_z^{rad} and $(F_z^{\text{rad}})^*$ for the Case (LAMP-1, Task 1, Forced Pitch Motion, Model 5514 Scaled to L = 142 m, $\omega = 0.2079$ rad/s, $F_n = 0.0$)

LAMP-1							
θ_α (°)	$\langle F_z^{\text{rad}} \rangle$ Mean (kN)	Unfiltered F_z^{rad}		Filtered F_z^{rad}		Filtered $(F_z^{\text{rad}})^*$	
		Min. (kN)	Max. (kN)	Min. (kN)	Max. (kN)	Min. (kN/°)	Max. (kN/°)
1.00	2.30	-172.	173.	-172.	173.	-174.	170.
1.75	7.10	-301.	302.	-301.	302.	-176.	169.
2.50	14.5	-430.	432.	-430.	431.	-178.	167.
3.75	32.8	-646.	648.	-645.	647.	-181.	164.
5.00	58.3	-861.	863.	-860.	863.	-184.	161.

TASK 1/PITCH MOTION/MODEL 5514

Table P-389. Minimum and Maximum of Variables F_z^{rad} and $(F_z^{\text{rad}})^*$ for the Case (LAMP-3, Task 1, Forced Pitch Motion, Model 5514 Scaled to L = 142 m, $\omega = 0.2079$ rad/s, $F_n = 0.0$)

LAMP-3							
θ_a (°)	$\langle F_z^{\text{rad}} \rangle$	Unfiltered F_z^{rad}		Filtered F_z^{rad}		Filtered $(F_z^{\text{rad}})^*$	
	Mean (kN)	Min. (kN)	Max. (kN)	Min. (kN)	Max. (kN)	Min. (kN/°)	Max. (kN/°)
1.00	2.30	-172.	173.	-172.	173.	-174.	170.
1.75	7.10	-301.	302.	-301.	302.	-176.	169.
2.50	14.5	-430.	432.	-430.	431.	-178.	167.
3.75	32.8	-646.	648.	-645.	647.	-181.	164.
5.00	58.3	-861.	863.	-860.	863.	-184.	161.

Table P-390. Minimum and Maximum of Variables F_z^{rad} and $(F_z^{\text{rad}})^*$ for the Case (LAMP-4, Task 1, Forced Pitch Motion, Model 5514 Scaled to L = 142 m, $\omega = 0.2079$ rad/s, $F_n = 0.0$)

LAMP-4							
θ_a (°)	$\langle F_z^{\text{rad}} \rangle$	Unfiltered F_z^{rad}		Filtered F_z^{rad}		Filtered $(F_z^{\text{rad}})^*$	
	Mean (kN)	Min. (kN)	Max. (kN)	Min. (kN)	Max. (kN)	Min. (kN/°)	Max. (kN/°)
1.00	-8.59	-219.	233.	-218.	223.	-210.	232.
1.75	-31.2	-533.	526.	-533.	517.	-287.	313.
2.50	-63.7	-988.	908.	-978.	896.	-366.	384.
3.75	-137.	-2.00E+03	1.75E+03	-1.98E+03	1.73E+03	-490.	499.
5.00	-233.	-3.35E+03	2.80E+03	-3.26E+03	2.76E+03	-605.	598.

TASK 1/PITCH MOTION/MODEL 5514

Table P-391. Minimum and Maximum of Variables F_z^{rad} and $(F_z^{\text{rad}})^*$ for the Case (NFA, Task 1, Forced Pitch Motion, Model 5514 Scaled to L = 142 m, $\omega = 0.2079$ rad/s, $F_n = 0.0$)

NFA							
θ_a (°)	$\langle F_z^{\text{rad}} \rangle$	Unfiltered F_z^{rad}		Filtered F_z^{rad}		Filtered $(F_z^{\text{rad}})^*$	
	Mean (kN)	Min. (kN)	Max. (kN)	Min. (kN)	Max. (kN)	Min. (kN/°)	Max. (kN/°)
1.00	—	—	—	—	—	—	—
1.75	—	—	—	—	—	—	—
2.50	—	—	—	—	—	—	—
3.75	—	—	—	—	—	—	—
5.00	—	—	—	—	—	—	—

Table P-392. Minimum and Maximum of Variables F_z^{rad} and $(F_z^{\text{rad}})^*$ for the Case (NSHIPMO, Task 1, Forced Pitch Motion, Model 5514 Scaled to L = 142 m, $\omega = 0.2079$ rad/s, $F_n = 0.0$)

NSHIPMO							
θ_a (°)	$\langle F_z^{\text{rad}} \rangle$	Unfiltered F_z^{rad}		Filtered F_z^{rad}		Filtered $(F_z^{\text{rad}})^*$	
	Mean (kN)	Min. (kN)	Max. (kN)	Min. (kN)	Max. (kN)	Min. (kN/°)	Max. (kN/°)
1.00	-17.9	-288.	209.	-284.	206.	-266.	224.
1.75	-71.0	-549.	335.	-542.	326.	-269.	227.
2.50	-139.	-837.	507.	-826.	448.	-275.	235.
3.75	-305.	-1.41E+03	846.	-1.39E+03	649.	-290.	254.
5.00	-491.	-2.06E+03	1.42E+03	-2.05E+03	988.	-311.	296.

TASK 1/PITCH MOTION/MODEL 5514

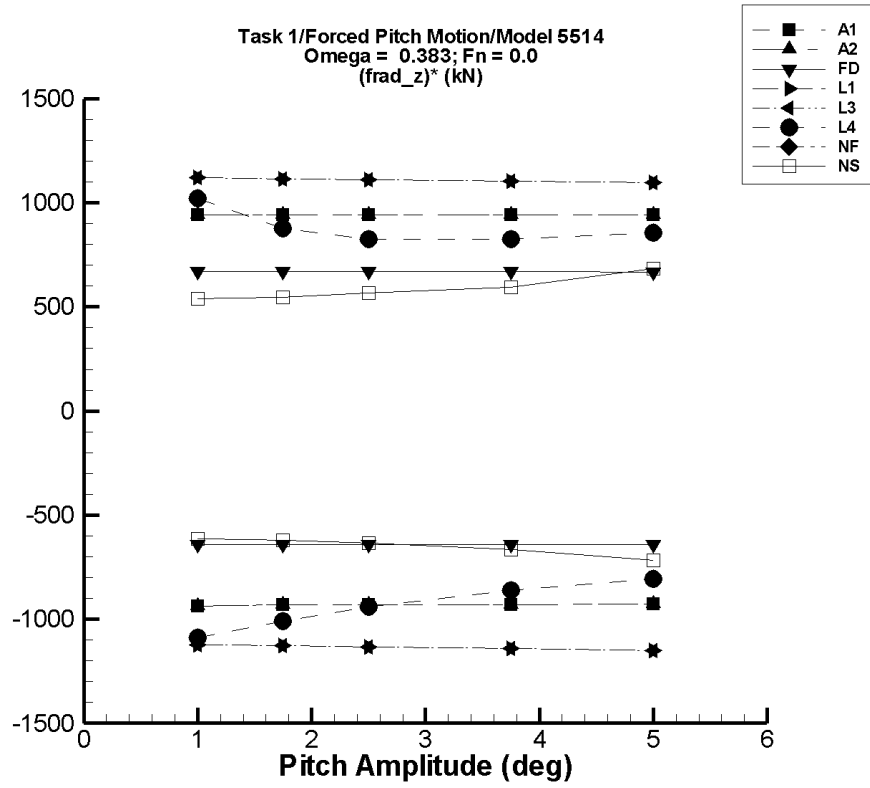


Figure P-50. Minimum and maximum of filtered $(F_z^{\text{rad}} - \langle F_z^{\text{rad}} \rangle) / \theta_a$ vs. θ_a for $\omega = 0.3831$ rad/s, $F_n = 0.0$ in the case of task 1, forced pitch motion, and Model 5514 scaled to $L = 142$ m.

TASK 1/PITCH MOTION/MODEL 5514

Table P-393. Minimum and Maximum of Variables F_z^{rad} and $(F_z^{\text{rad}})^*$ for the Case (AEGIR-1, Task 1, Forced Pitch Motion, Model 5514 Scaled to L = 142 m, $\omega = 0.3831$ rad/s, $F_n = 0.0$)

AEGIR-1							
θ_a (°)	$\langle F_z^{\text{rad}} \rangle$ Mean (kN)	Unfiltered F_z^{rad}		Filtered F_z^{rad}		Filtered $(F_z^{\text{rad}})^*$	
		Min. (kN)	Max. (kN)	Min. (kN)	Max. (kN)	Min. (kN/°)	Max. (kN/°)
1.00	1.28	-938.	949.	-935.	945.	-936.	944.
1.75	4.66	-1.63E+03	1.66E+03	-1.63E+03	1.65E+03	-932.	940.
2.50	10.2	-2.32E+03	2.37E+03	-2.32E+03	2.36E+03	-931.	941.
3.75	24.1	-3.47E+03	3.57E+03	-3.46E+03	3.56E+03	-929.	942.
5.00	43.9	-4.61E+03	4.78E+03	-4.60E+03	4.76E+03	-928.	943.

Table P-394. Minimum and Maximum of Variables F_z^{rad} and $(F_z^{\text{rad}})^*$ for the Case (AEGIR-2, Task 1, Forced Pitch Motion, Model 5514 Scaled to L = 142 m, $\omega = 0.3831$ rad/s, $F_n = 0.0$)

AEGIR-2							
θ_a (°)	$\langle F_z^{\text{rad}} \rangle$ Mean (kN)	Unfiltered F_z^{rad}		Filtered F_z^{rad}		Filtered $(F_z^{\text{rad}})^*$	
		Min. (kN)	Max. (kN)	Min. (kN)	Max. (kN)	Min. (kN/°)	Max. (kN/°)
1.00	1.28	-938.	949.	-935.	945.	-936.	944.
1.75	4.66	-1.63E+03	1.66E+03	-1.63E+03	1.65E+03	-932.	940.
2.50	10.2	-2.32E+03	2.37E+03	-2.32E+03	2.36E+03	-931.	941.
3.75	24.1	-3.47E+03	3.57E+03	-3.46E+03	3.56E+03	-929.	942.
5.00	43.9	-4.61E+03	4.78E+03	-4.60E+03	4.76E+03	-928.	943.

TASK 1/PITCH MOTION/MODEL 5514

Table P-395. Minimum and Maximum of Variables F_z^{rad} and $(F_z^{\text{rad}})^*$ for the Case (FREDYN, Task 1, Forced Pitch Motion, Model 5514 Scaled to L = 142 m, $\omega = 0.3831$ rad/s, $F_n = 0.0$)

FREDYN							
θ_a (°)	$\langle F_z^{\text{rad}} \rangle$ Mean (kN)	Unfiltered F_z^{rad}		Filtered F_z^{rad}		Filtered $(F_z^{\text{rad}})^*$	
		Min. (kN)	Max. (kN)	Min. (kN)	Max. (kN)	Min. (kN/°)	Max. (kN/°)
1.00	1.32E-03	-656.	656.	-656.	654.	-656.	654.
1.75	7.28E-03	-1.15E+03	1.15E+03	-1.15E+03	1.14E+03	-656.	654.
2.50	2.13E-02	-1.64E+03	1.64E+03	-1.64E+03	1.63E+03	-656.	654.
3.75	7.20E-02	-2.46E+03	2.46E+03	-2.46E+03	2.45E+03	-655.	653.
5.00	0.171	-3.28E+03	3.28E+03	-3.27E+03	3.26E+03	-655.	653.

Table P-396. Minimum and Maximum of Variables F_z^{rad} and $(F_z^{\text{rad}})^*$ for the Case (LAMP-1, Task 1, Forced Pitch Motion, Model 5514 Scaled to L = 142 m, $\omega = 0.3831$ rad/s, $F_n = 0.0$)

LAMP-1							
θ_a (°)	$\langle F_z^{\text{rad}} \rangle$ Mean (kN)	Unfiltered F_z^{rad}		Filtered F_z^{rad}		Filtered $(F_z^{\text{rad}})^*$	
		Min. (kN)	Max. (kN)	Min. (kN)	Max. (kN)	Min. (kN/°)	Max. (kN/°)
1.00	9.65	-1.12E+03	1.13E+03	-1.12E+03	1.13E+03	-1.13E+03	1.12E+03
1.75	29.2	-1.95E+03	1.98E+03	-1.95E+03	1.97E+03	-1.13E+03	1.11E+03
2.50	59.3	-2.78E+03	2.83E+03	-2.78E+03	2.83E+03	-1.14E+03	1.11E+03
3.75	133.	-4.16E+03	4.26E+03	-4.16E+03	4.26E+03	-1.14E+03	1.10E+03
5.00	236.	-5.54E+03	5.71E+03	-5.53E+03	5.71E+03	-1.15E+03	1.09E+03

TASK 1/PITCH MOTION/MODEL 5514

Table P-397. Minimum and Maximum of Variables F_z^{rad} and $(F_z^{\text{rad}})^*$ for the Case (LAMP-3, Task 1, Forced Pitch Motion, Model 5514 Scaled to L = 142 m, $\omega = 0.3831$ rad/s, $F_n = 0.0$)

LAMP-3							
θ_a (°)	$\langle F_z^{\text{rad}} \rangle$ Mean (kN)	Unfiltered F_z^{rad}		Filtered F_z^{rad}		Filtered $(F_z^{\text{rad}})^*$	
		Min. (kN)	Max. (kN)	Min. (kN)	Max. (kN)	Min. (kN/°)	Max. (kN/°)
1.00	9.65	-1.12E+03	1.13E+03	-1.12E+03	1.13E+03	-1.13E+03	1.12E+03
1.75	29.2	-1.95E+03	1.98E+03	-1.95E+03	1.97E+03	-1.13E+03	1.11E+03
2.50	59.3	-2.78E+03	2.83E+03	-2.78E+03	2.83E+03	-1.14E+03	1.11E+03
3.75	133.	-4.16E+03	4.26E+03	-4.16E+03	4.26E+03	-1.14E+03	1.10E+03
5.00	236.	-5.54E+03	5.71E+03	-5.53E+03	5.71E+03	-1.15E+03	1.09E+03

Table P-398. Minimum and Maximum of Variables F_z^{rad} and $(F_z^{\text{rad}})^*$ for the Case (LAMP-4, Task 1, Forced Pitch Motion, Model 5514 Scaled to L = 142 m, $\omega = 0.3831$ rad/s, $F_n = 0.0$)

LAMP-4							
θ_a (°)	$\langle F_z^{\text{rad}} \rangle$ Mean (kN)	Unfiltered F_z^{rad}		Filtered F_z^{rad}		Filtered $(F_z^{\text{rad}})^*$	
		Min. (kN)	Max. (kN)	Min. (kN)	Max. (kN)	Min. (kN/°)	Max. (kN/°)
1.00	-39.0	-1.14E+03	1.00E+03	-1.13E+03	979.	-1.09E+03	1.02E+03
1.75	-139.	-1.92E+03	1.54E+03	-1.91E+03	1.39E+03	-1.01E+03	875.
2.50	-276.	-2.65E+03	1.95E+03	-2.63E+03	1.79E+03	-940.	827.
3.75	-577.	-3.81E+03	2.73E+03	-3.79E+03	2.53E+03	-857.	827.
5.00	-967.	-5.00E+03	3.97E+03	-4.98E+03	3.33E+03	-802.	860.

TASK 1/PITCH MOTION/MODEL 5514

Table P-399. Minimum and Maximum of Variables F_z^{rad} and $(F_z^{\text{rad}})^*$ for the Case (NFA, Task 1, Forced Pitch Motion, Model 5514 Scaled to L = 142 m, $\omega = 0.3831$ rad/s, $F_n = 0.0$)

NFA							
θ_a (°)	$\langle F_z^{\text{rad}} \rangle$	Unfiltered F_z^{rad}		Filtered F_z^{rad}		Filtered $(F_z^{\text{rad}})^*$	
	Mean (kN)	Min. (kN)	Max. (kN)	Min. (kN)	Max. (kN)	Min. (kN/°)	Max. (kN/°)
1.00	—	—	—	—	—	—	—
1.75	—	—	—	—	—	—	—
2.50	—	—	—	—	—	—	—
3.75	—	—	—	—	—	—	—
5.00	—	—	—	—	—	—	—

Table P-400. Minimum and Maximum of Variables F_z^{rad} and $(F_z^{\text{rad}})^*$ for the Case (NSHIPMO, Task 1, Forced Pitch Motion, Model 5514 Scaled to L = 142 m, $\omega = 0.3831$ rad/s, $F_n = 0.0$)

NSHIPMO							
θ_a (°)	$\langle F_z^{\text{rad}} \rangle$	Unfiltered F_z^{rad}		Filtered F_z^{rad}		Filtered $(F_z^{\text{rad}})^*$	
	Mean (kN)	Min. (kN)	Max. (kN)	Min. (kN)	Max. (kN)	Min. (kN/°)	Max. (kN/°)
1.00	-35.5	-659.	510.	-651.	503.	-615.	538.
1.75	-146.	-1.25E+03	827.	-1.23E+03	807.	-621.	545.
2.50	-275.	-1.89E+03	1.27E+03	-1.86E+03	1.14E+03	-635.	568.
3.75	-617.	-3.15E+03	2.10E+03	-3.12E+03	1.61E+03	-667.	595.
5.00	-974.	-4.61E+03	3.52E+03	-4.56E+03	2.44E+03	-718.	683.

TASK 1/PITCH MOTION/MODEL 5514

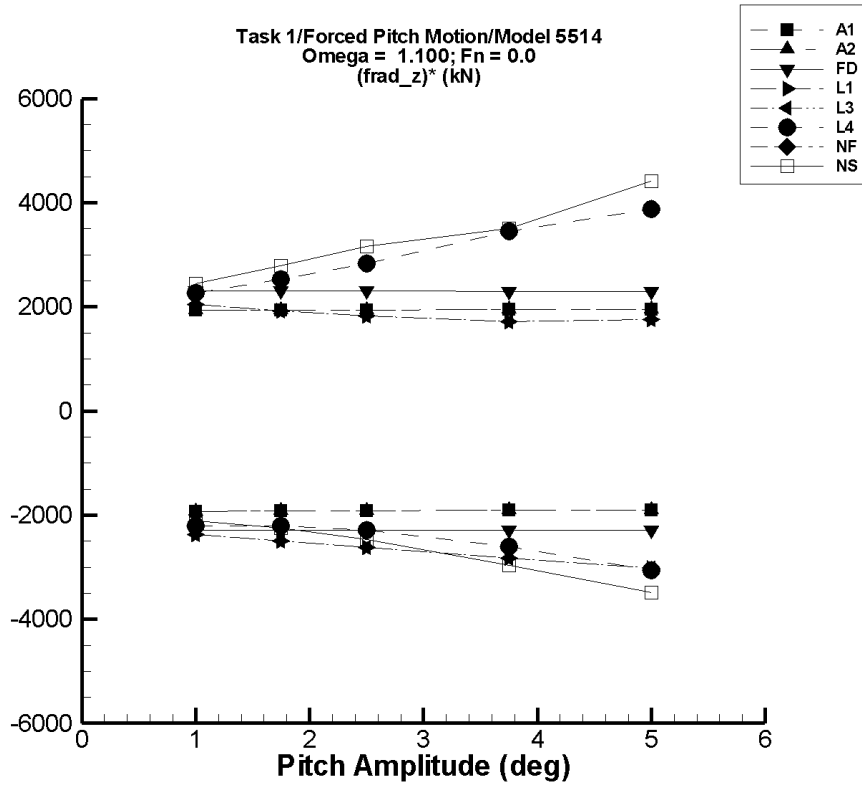


Figure P-51. Minimum and maximum of filtered $(F_z^{\text{rad}} - \langle F_z^{\text{rad}} \rangle) / \theta_a$ vs. θ_a for $\omega = 1.1000$ rad/s, $F_n = 0.0$ in the case of task 1, forced pitch motion, and Model 5514 scaled to $L = 142$ m.

TASK 1/PITCH MOTION/MODEL 5514

Table P-401. Minimum and Maximum of Variables F_z^{rad} and $(F_z^{\text{rad}})^*$ for the Case (AEGIR-1, Task 1, Forced Pitch Motion, Model 5514 Scaled to L = 142 m, $\omega = 1.1000$ rad/s, $F_n = 0.0$)

AEGIR-1							
θ_a (°)	$\langle F_z^{\text{rad}} \rangle$ Mean (kN)	Unfiltered F_z^{rad}		Filtered F_z^{rad}		Filtered $(F_z^{\text{rad}})^*$	
		Min. (kN)	Max. (kN)	Min. (kN)	Max. (kN)	Min. (kN/°)	Max. (kN/°)
1.00	-15.8	-2.00E+03	1.99E+03	-1.94E+03	1.92E+03	-1.93E+03	1.94E+03
1.75	-23.2	-3.48E+03	3.47E+03	-3.38E+03	3.36E+03	-1.92E+03	1.94E+03
2.50	-26.7	-4.96E+03	4.98E+03	-4.81E+03	4.82E+03	-1.91E+03	1.94E+03
3.75	-24.1	-7.38E+03	7.51E+03	-7.17E+03	7.27E+03	-1.90E+03	1.95E+03
5.00	-10.7	-9.79E+03	1.01E+04	-9.50E+03	9.75E+03	-1.90E+03	1.95E+03

Table P-402. Minimum and Maximum of Variables F_z^{rad} and $(F_z^{\text{rad}})^*$ for the Case (AEGIR-2, Task 1, Forced Pitch Motion, Model 5514 Scaled to L = 142 m, $\omega = 1.1000$ rad/s, $F_n = 0.0$)

AEGIR-2							
θ_a (°)	$\langle F_z^{\text{rad}} \rangle$ Mean (kN)	Unfiltered F_z^{rad}		Filtered F_z^{rad}		Filtered $(F_z^{\text{rad}})^*$	
		Min. (kN)	Max. (kN)	Min. (kN)	Max. (kN)	Min. (kN/°)	Max. (kN/°)
1.00	-15.8	-2.00E+03	1.99E+03	-1.94E+03	1.92E+03	-1.93E+03	1.94E+03
1.75	-23.2	-3.48E+03	3.47E+03	-3.38E+03	3.36E+03	-1.92E+03	1.94E+03
2.50	-26.7	-4.96E+03	4.98E+03	-4.81E+03	4.82E+03	-1.91E+03	1.94E+03
3.75	-24.1	-7.38E+03	7.51E+03	-7.17E+03	7.27E+03	-1.90E+03	1.95E+03
5.00	-10.7	-9.79E+03	1.01E+04	-9.50E+03	9.75E+03	-1.90E+03	1.95E+03

TASK 1/PITCH MOTION/MODEL 5514

Table P-403. Minimum and Maximum of Variables F_z^{rad} and $(F_z^{\text{rad}})^*$ for the Case (FREDYN, Task 1, Forced Pitch Motion, Model 5514 Scaled to L = 142 m, $\omega = 1.1000$ rad/s, $F_n = 0.0$)

FREDYN							
θ_α (°)	$\langle F_z^{\text{rad}} \rangle$ Mean (kN)	Unfiltered F_z^{rad}		Filtered F_z^{rad}		Filtered $(F_z^{\text{rad}})^*$	
		Min. (kN)	Max. (kN)	Min. (kN)	Max. (kN)	Min. (kN/°)	Max. (kN/°)
1.00	4.56E-03	-2.37E+03	2.37E+03	-2.29E+03	2.30E+03	-2.29E+03	2.30E+03
1.75	2.42E-02	-4.14E+03	4.14E+03	-4.01E+03	4.03E+03	-2.29E+03	2.30E+03
2.50	7.11E-02	-5.91E+03	5.92E+03	-5.73E+03	5.75E+03	-2.29E+03	2.30E+03
3.75	0.240	-8.86E+03	8.87E+03	-8.59E+03	8.62E+03	-2.29E+03	2.30E+03
5.00	0.569	-1.18E+04	1.18E+04	-1.14E+04	1.15E+04	-2.29E+03	2.30E+03

Table P-404. Minimum and Maximum of Variables F_z^{rad} and $(F_z^{\text{rad}})^*$ for the Case (LAMP-1, Task 1, Forced Pitch Motion, Model 5514 Scaled to L = 142 m, $\omega = 1.1000$ rad/s, $F_n = 0.0$)

LAMP-1							
θ_α (°)	$\langle F_z^{\text{rad}} \rangle$ Mean (kN)	Unfiltered F_z^{rad}		Filtered F_z^{rad}		Filtered $(F_z^{\text{rad}})^*$	
		Min. (kN)	Max. (kN)	Min. (kN)	Max. (kN)	Min. (kN/°)	Max. (kN/°)
1.00	-18.5	-2.42E+03	2.05E+03	-2.38E+03	2.04E+03	-2.37E+03	2.05E+03
1.75	-56.8	-4.47E+03	3.37E+03	-4.40E+03	3.35E+03	-2.48E+03	1.94E+03
2.50	-116.	-6.72E+03	4.51E+03	-6.62E+03	4.49E+03	-2.60E+03	1.84E+03
3.75	-261.	-1.10E+04	6.32E+03	-1.08E+04	6.25E+03	-2.80E+03	1.74E+03
5.00	-465.	-1.58E+04	8.39E+03	-1.55E+04	8.45E+03	-3.00E+03	1.78E+03

TASK 1/PITCH MOTION/MODEL 5514

Table P-405. Minimum and Maximum of Variables F_z^{rad} and $(F_z^{\text{rad}})^*$ for the Case (LAMP-3, Task 1, Forced Pitch Motion, Model 5514 Scaled to L = 142 m, $\omega = 1.1000$ rad/s, $F_n = 0.0$)

LAMP-3							
θ_a (°)	$\langle F_z^{\text{rad}} \rangle$ Mean (kN)	Unfiltered F_z^{rad}		Filtered F_z^{rad}		Filtered $(F_z^{\text{rad}})^*$	
		Min. (kN)	Max. (kN)	Min. (kN)	Max. (kN)	Min. (kN/°)	Max. (kN/°)
1.00	-18.5	-2.42E+03	2.05E+03	-2.38E+03	2.04E+03	-2.37E+03	2.05E+03
1.75	-56.8	-4.47E+03	3.37E+03	-4.40E+03	3.35E+03	-2.48E+03	1.94E+03
2.50	-116.	-6.72E+03	4.51E+03	-6.62E+03	4.49E+03	-2.60E+03	1.84E+03
3.75	-261.	-1.10E+04	6.32E+03	-1.08E+04	6.25E+03	-2.80E+03	1.74E+03
5.00	-465.	-1.58E+04	8.39E+03	-1.55E+04	8.45E+03	-3.00E+03	1.78E+03

Table P-406. Minimum and Maximum of Variables F_z^{rad} and $(F_z^{\text{rad}})^*$ for the Case (LAMP-4, Task 1, Forced Pitch Motion, Model 5514 Scaled to L = 142 m, $\omega = 1.1000$ rad/s, $F_n = 0.0$)

LAMP-4							
θ_a (°)	$\langle F_z^{\text{rad}} \rangle$ Mean (kN)	Unfiltered F_z^{rad}		Filtered F_z^{rad}		Filtered $(F_z^{\text{rad}})^*$	
		Min. (kN)	Max. (kN)	Min. (kN)	Max. (kN)	Min. (kN/°)	Max. (kN/°)
1.00	-39.2	-2.28E+03	2.37E+03	-2.20E+03	2.26E+03	-2.16E+03	2.30E+03
1.75	-151.	-4.01E+03	5.18E+03	-3.90E+03	4.39E+03	-2.14E+03	2.59E+03
2.50	-250.	-6.02E+03	9.18E+03	-5.75E+03	7.05E+03	-2.20E+03	2.92E+03
3.75	-362.	-1.03E+04	1.76E+04	-9.73E+03	1.30E+04	-2.50E+03	3.57E+03
5.00	-829.	-1.60E+04	2.69E+04	-1.54E+04	1.93E+04	-2.92E+03	4.02E+03

TASK 1/PITCH MOTION/MODEL 5514

Table P-407. Minimum and Maximum of Variables F_z^{rad} and $(F_z^{\text{rad}})^*$ for the Case (NFA, Task 1, Forced Pitch Motion, Model 5514 Scaled to L = 142 m, $\omega = 1.1000$ rad/s, $F_n = 0.0$)

NFA							
θ_a (°)	$\langle F_z^{\text{rad}} \rangle$	Unfiltered F_z^{rad}		Filtered F_z^{rad}		Filtered $(F_z^{\text{rad}})^*$	
	Mean (kN)	Min. (kN)	Max. (kN)	Min. (kN)	Max. (kN)	Min. (kN/°)	Max. (kN/°)
1.00	—	—	—	—	—	—	—
1.75	—	—	—	—	—	—	—
2.50	—	—	—	—	—	—	—
3.75	—	—	—	—	—	—	—
5.00	—	—	—	—	—	—	—

Table P-408. Minimum and Maximum of Variables F_z^{rad} and $(F_z^{\text{rad}})^*$ for the Case (NSHIPMO, Task 1, Forced Pitch Motion, Model 5514 Scaled to L = 142 m, $\omega = 1.1000$ rad/s, $F_n = 0.0$)

NSHIPMO							
θ_a (°)	$\langle F_z^{\text{rad}} \rangle$	Unfiltered F_z^{rad}		Filtered F_z^{rad}		Filtered $(F_z^{\text{rad}})^*$	
	Mean (kN)	Min. (kN)	Max. (kN)	Min. (kN)	Max. (kN)	Min. (kN/°)	Max. (kN/°)
1.00	-120.	-2.25E+03	2.38E+03	-2.23E+03	2.32E+03	-2.11E+03	2.44E+03
1.75	-551.	-4.56E+03	4.50E+03	-4.48E+03	4.33E+03	-2.25E+03	2.79E+03
2.50	-998.	-7.29E+03	8.11E+03	-7.16E+03	6.91E+03	-2.47E+03	3.16E+03
3.75	-2.36E+03	-1.37E+04	1.47E+04	-1.35E+04	1.08E+04	-2.97E+03	3.51E+03
5.00	-3.66E+03	-2.13E+04	2.60E+04	-2.11E+04	1.84E+04	-3.49E+03	4.42E+03

TASK 1/PITCH MOTION/MODEL 5514

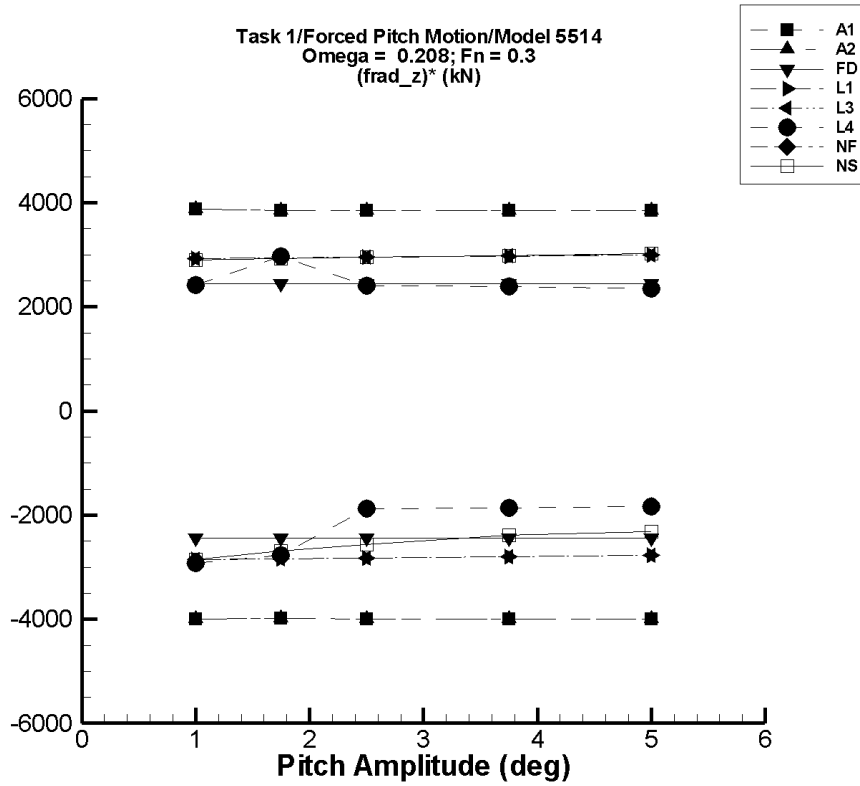


Figure P-52. Minimum and maximum of filtered $(F_z^{\text{rad}} - \langle F_z^{\text{rad}} \rangle) / \theta_a$ vs. θ_a for $\omega = 0.2079$ rad/s, $F_n = 0.3$ in the case of task 1, forced pitch motion, and Model 5514 scaled to $L = 142$ m.

TASK 1/PITCH MOTION/MODEL 5514

Table P-409. Minimum and Maximum of Variables F_z^{rad} and $(F_z^{\text{rad}})^*$ for the Case (AEGIR-1, Task 1, Forced Pitch Motion, Model 5514 Scaled to L = 142 m, $\omega = 0.2079$ rad/s, $F_n = 0.3$)

AEGIR-1							
θ_a (°)	$\langle F_z^{\text{rad}} \rangle$ Mean (kN)	Unfiltered F_z^{rad}		Filtered F_z^{rad}		Filtered $(F_z^{\text{rad}})^*$	
		Min. (kN)	Max. (kN)	Min. (kN)	Max. (kN)	Min. (kN/°)	Max. (kN/°)
1.00	-7.83	-4.01E+03	3.87E+03	-4.01E+03	3.86E+03	-4.00E+03	3.87E+03
1.75	-9.69	-6.99E+03	6.74E+03	-6.99E+03	6.74E+03	-3.99E+03	3.85E+03
2.50	-8.15	-1.00E+04	9.64E+03	-9.99E+03	9.63E+03	-3.99E+03	3.85E+03
3.75	2.07	-1.50E+04	1.45E+04	-1.50E+04	1.44E+04	-3.99E+03	3.85E+03
5.00	22.0	-2.00E+04	1.93E+04	-2.00E+04	1.93E+04	-4.00E+03	3.85E+03

Table P-410. Minimum and Maximum of Variables F_z^{rad} and $(F_z^{\text{rad}})^*$ for the Case (AEGIR-2, Task 1, Forced Pitch Motion, Model 5514 Scaled to L = 142 m, $\omega = 0.2079$ rad/s, $F_n = 0.3$)

AEGIR-2							
θ_a (°)	$\langle F_z^{\text{rad}} \rangle$ Mean (kN)	Unfiltered F_z^{rad}		Filtered F_z^{rad}		Filtered $(F_z^{\text{rad}})^*$	
		Min. (kN)	Max. (kN)	Min. (kN)	Max. (kN)	Min. (kN/°)	Max. (kN/°)
1.00	-7.83	-4.01E+03	3.87E+03	-4.01E+03	3.86E+03	-4.00E+03	3.87E+03
1.75	-9.69	-6.99E+03	6.74E+03	-6.99E+03	6.74E+03	-3.99E+03	3.85E+03
2.50	-8.15	-1.00E+04	9.64E+03	-9.99E+03	9.63E+03	-3.99E+03	3.85E+03
3.75	2.07	-1.50E+04	1.45E+04	-1.50E+04	1.44E+04	-3.99E+03	3.85E+03
5.00	22.0	-2.00E+04	1.93E+04	-2.00E+04	1.93E+04	-4.00E+03	3.85E+03

TASK 1/PITCH MOTION/MODEL 5514

Table P-411. Minimum and Maximum of Variables F_z^{rad} and $(F_z^{\text{rad}})^*$ for the Case (FREDYN, Task 1, Forced Pitch Motion, Model 5514 Scaled to L = 142 m, $\omega = 0.2079$ rad/s, $F_n = 0.3$)

FREDYN							
θ_a (°)	$\langle F_z^{\text{rad}} \rangle$ Mean (kN)	Unfiltered F_z^{rad}		Filtered F_z^{rad}		Filtered $(F_z^{\text{rad}})^*$	
		Min. (kN)	Max. (kN)	Min. (kN)	Max. (kN)	Min. (kN/°)	Max. (kN/°)
1.00	-6.49E-03	-2.45E+03	2.45E+03	-2.45E+03	2.45E+03	-2.45E+03	2.45E+03
1.75	-3.39E-02	-4.29E+03	4.29E+03	-4.28E+03	4.28E+03	-2.45E+03	2.45E+03
2.50	-9.86E-02	-6.12E+03	6.12E+03	-6.12E+03	6.12E+03	-2.45E+03	2.45E+03
3.75	-0.334	-9.18E+03	9.18E+03	-9.17E+03	9.17E+03	-2.45E+03	2.45E+03
5.00	-0.792	-1.22E+04	1.22E+04	-1.22E+04	1.22E+04	-2.44E+03	2.44E+03

Table P-412. Minimum and Maximum of Variables F_z^{rad} and $(F_z^{\text{rad}})^*$ for the Case (LAMP-1, Task 1, Forced Pitch Motion, Model 5514 Scaled to L = 142 m, $\omega = 0.2079$ rad/s, $F_n = 0.3$)

LAMP-1							
θ_a (°)	$\langle F_z^{\text{rad}} \rangle$ Mean (kN)	Unfiltered F_z^{rad}		Filtered F_z^{rad}		Filtered $(F_z^{\text{rad}})^*$	
		Min. (kN)	Max. (kN)	Min. (kN)	Max. (kN)	Min. (kN/°)	Max. (kN/°)
1.00	-4.76E+03	-7.63E+03	-1.85E+03	-7.63E+03	-1.85E+03	-2.87E+03	2.91E+03
1.75	-4.79E+03	-9.78E+03	331.	-9.78E+03	329.	-2.85E+03	2.92E+03
2.50	-4.83E+03	-1.19E+04	2.52E+03	-1.19E+04	2.52E+03	-2.84E+03	2.94E+03
3.75	-4.93E+03	-1.55E+04	6.19E+03	-1.55E+04	6.18E+03	-2.81E+03	2.96E+03
5.00	-5.08E+03	-1.90E+04	9.88E+03	-1.90E+04	9.87E+03	-2.78E+03	2.99E+03

TASK 1/PITCH MOTION/MODEL 5514

Table P–413. Minimum and Maximum of Variables F_z^{rad} and $(F_z^{\text{rad}})^*$ for the Case (LAMP-3, Task 1, Forced Pitch Motion, Model 5514 Scaled to L = 142 m, $\omega = 0.2079$ rad/s, $F_n = 0.3$)

LAMP-3							
θ_a (°)	$\langle F_z^{\text{rad}} \rangle$ Mean (kN)	Unfiltered F_z^{rad}		Filtered F_z^{rad}		Filtered $(F_z^{\text{rad}})^*$	
		Min. (kN)	Max. (kN)	Min. (kN)	Max. (kN)	Min. (kN/°)	Max. (kN/°)
1.00	-4.76E+03	-7.63E+03	-1.85E+03	-7.63E+03	-1.85E+03	-2.87E+03	2.91E+03
1.75	-4.79E+03	-9.78E+03	332.	-9.78E+03	330.	-2.85E+03	2.92E+03
2.50	-4.83E+03	-1.19E+04	2.52E+03	-1.19E+04	2.52E+03	-2.84E+03	2.94E+03
3.75	-4.93E+03	-1.55E+04	6.19E+03	-1.55E+04	6.18E+03	-2.81E+03	2.96E+03
5.00	-5.08E+03	-1.90E+04	9.88E+03	-1.90E+04	9.87E+03	-2.78E+03	2.99E+03

Table P–414. Minimum and Maximum of Variables F_z^{rad} and $(F_z^{\text{rad}})^*$ for the Case (LAMP-4, Task 1, Forced Pitch Motion, Model 5514 Scaled to L = 142 m, $\omega = 0.2079$ rad/s, $F_n = 0.3$)

LAMP-4							
θ_a (°)	$\langle F_z^{\text{rad}} \rangle$ Mean (kN)	Unfiltered F_z^{rad}		Filtered F_z^{rad}		Filtered $(F_z^{\text{rad}})^*$	
		Min. (kN)	Max. (kN)	Min. (kN)	Max. (kN)	Min. (kN/°)	Max. (kN/°)
1.00	-4.85E+03	-7.88E+03	-2.24E+03	-7.79E+03	-2.45E+03	-2.94E+03	2.41E+03
1.75	-5.06E+03	-1.00E+04	423.	-9.93E+03	110.	-2.78E+03	2.96E+03
2.50	-5.22E+03	-1.02E+04	819.	-9.95E+03	763.	-1.89E+03	2.39E+03
3.75	-5.59E+03	-1.29E+04	3.55E+03	-1.26E+04	3.34E+03	-1.88E+03	2.38E+03
5.00	-5.89E+03	-1.54E+04	6.06E+03	-1.51E+04	5.75E+03	-1.85E+03	2.33E+03

TASK 1/PITCH MOTION/MODEL 5514

Table P-415. Minimum and Maximum of Variables F_z^{rad} and $(F_z^{\text{rad}})^*$ for the Case (NFA, Task 1, Forced Pitch Motion, Model 5514 Scaled to L = 142 m, $\omega = 0.2079$ rad/s, $F_n = 0.3$)

NFA							
θ_a (°)	$\langle F_z^{\text{rad}} \rangle$ Mean (kN)	Unfiltered F_z^{rad}		Filtered F_z^{rad}		Filtered $(F_z^{\text{rad}})^*$	
		Min. (kN)	Max. (kN)	Min. (kN)	Max. (kN)	Min. (kN/°)	Max. (kN/°)
1.00	—	—	—	—	—	—	—
1.75	—	—	—	—	—	—	—
2.50	—	—	—	—	—	—	—
3.75	—	—	—	—	—	—	—
5.00	—	—	—	—	—	—	—

Table P-416. Minimum and Maximum of Variables F_z^{rad} and $(F_z^{\text{rad}})^*$ for the Case (NSHIPMO, Task 1, Forced Pitch Motion, Model 5514 Scaled to L = 142 m, $\omega = 0.2079$ rad/s, $F_n = 0.3$)

NSHIPMO							
θ_a (°)	$\langle F_z^{\text{rad}} \rangle$ Mean (kN)	Unfiltered F_z^{rad}		Filtered F_z^{rad}		Filtered $(F_z^{\text{rad}})^*$	
		Min. (kN)	Max. (kN)	Min. (kN)	Max. (kN)	Min. (kN/°)	Max. (kN/°)
1.00	-42.3	-2.92E+03	2.90E+03	-2.90E+03	2.86E+03	-2.86E+03	2.91E+03
1.75	137.	-4.62E+03	5.37E+03	-4.56E+03	5.27E+03	-2.69E+03	2.93E+03
2.50	187.	-6.47E+03	7.65E+03	-6.24E+03	7.58E+03	-2.57E+03	2.96E+03
3.75	322.	-8.84E+03	1.16E+04	-8.61E+03	1.15E+04	-2.38E+03	2.98E+03
5.00	525.	-1.13E+04	1.57E+04	-1.11E+04	1.56E+04	-2.32E+03	3.02E+03

TASK 1/PITCH MOTION/MODEL 5514

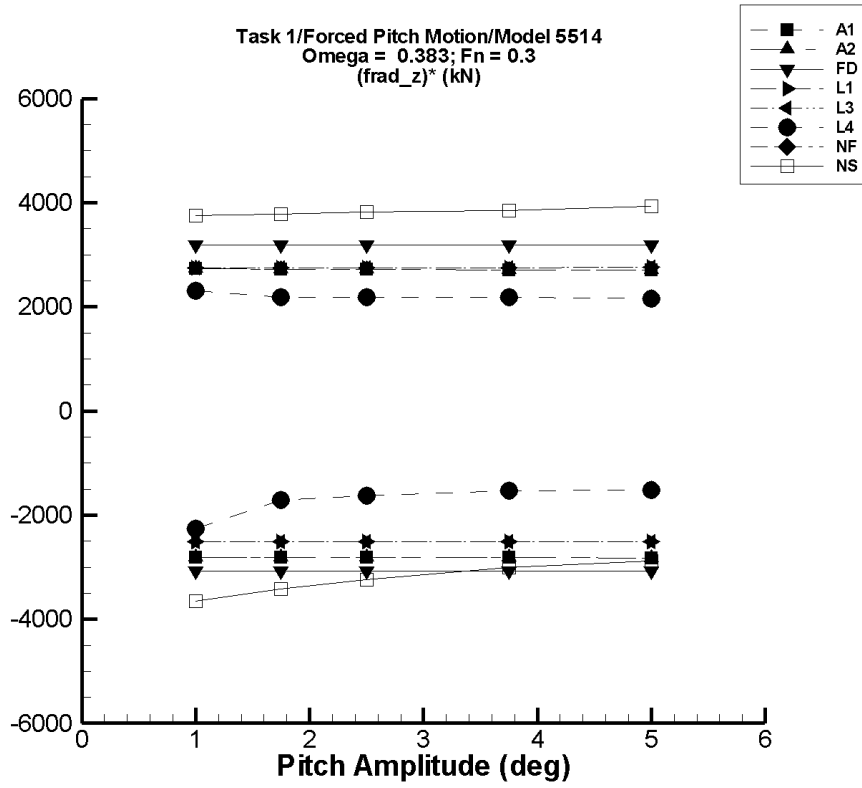


Figure P-53. Minimum and maximum of filtered $(F_z^{\text{rad}} - \langle F_z^{\text{rad}} \rangle) / \theta_a$ vs. θ_a for $\omega = 0.3831$ rad/s, $F_n = 0.3$ in the case of task 1, forced pitch motion, and Model 5514 scaled to $L = 142$ m.

TASK 1/PITCH MOTION/MODEL 5514

Table P-417. Minimum and Maximum of Variables F_z^{rad} and $(F_z^{\text{rad}})^*$ for the Case (AEGIR-1, Task 1, Forced Pitch Motion, Model 5514 Scaled to L = 142 m, $\omega = 0.3831$ rad/s, $F_n = 0.3$)

AEGIR-1							
θ_a (°)	$\langle F_z^{\text{rad}} \rangle$ Mean (kN)	Unfiltered F_z^{rad}		Filtered F_z^{rad}		Filtered $(F_z^{\text{rad}})^*$	
		Min. (kN)	Max. (kN)	Min. (kN)	Max. (kN)	Min. (kN/°)	Max. (kN/°)
1.00	-28.5	-2.86E+03	2.72E+03	-2.85E+03	2.70E+03	-2.82E+03	2.73E+03
1.75	-47.6	-4.99E+03	4.73E+03	-4.97E+03	4.70E+03	-2.81E+03	2.71E+03
2.50	-65.0	-7.14E+03	6.76E+03	-7.11E+03	6.71E+03	-2.82E+03	2.71E+03
3.75	-89.9	-1.07E+04	1.01E+04	-1.07E+04	1.01E+04	-2.82E+03	2.71E+03
5.00	-110.	-1.43E+04	1.35E+04	-1.42E+04	1.34E+04	-2.83E+03	2.71E+03

Table P-418. Minimum and Maximum of Variables F_z^{rad} and $(F_z^{\text{rad}})^*$ for the Case (AEGIR-2, Task 1, Forced Pitch Motion, Model 5514 Scaled to L = 142 m, $\omega = 0.3831$ rad/s, $F_n = 0.3$)

AEGIR-2							
θ_a (°)	$\langle F_z^{\text{rad}} \rangle$ Mean (kN)	Unfiltered F_z^{rad}		Filtered F_z^{rad}		Filtered $(F_z^{\text{rad}})^*$	
		Min. (kN)	Max. (kN)	Min. (kN)	Max. (kN)	Min. (kN/°)	Max. (kN/°)
1.00	-28.5	-2.86E+03	2.72E+03	-2.85E+03	2.70E+03	-2.82E+03	2.73E+03
1.75	-47.6	-4.99E+03	4.73E+03	-4.97E+03	4.70E+03	-2.81E+03	2.71E+03
2.50	-65.0	-7.14E+03	6.76E+03	-7.11E+03	6.71E+03	-2.82E+03	2.71E+03
3.75	-89.9	-1.07E+04	1.01E+04	-1.07E+04	1.01E+04	-2.82E+03	2.71E+03
5.00	-110.	-1.43E+04	1.35E+04	-1.42E+04	1.34E+04	-2.83E+03	2.71E+03

TASK 1/PITCH MOTION/MODEL 5514

Table P-419. Minimum and Maximum of Variables F_z^{rad} and $(F_z^{\text{rad}})^*$ for the Case (FREDYN, Task 1, Forced Pitch Motion, Model 5514 Scaled to L = 142 m, $\omega = 0.3831$ rad/s, $F_n = 0.3$)

FREDYN							
θ_a (°)	$\langle F_z^{\text{rad}} \rangle$ Mean (kN)	Unfiltered F_z^{rad}		Filtered F_z^{rad}		Filtered $(F_z^{\text{rad}})^*$	
		Min. (kN)	Max. (kN)	Min. (kN)	Max. (kN)	Min. (kN/°)	Max. (kN/°)
1.00	8.95E-04	-3.14E+03	3.14E+03	-3.13E+03	3.13E+03	-3.13E+03	3.13E+03
1.75	5.80E-03	-5.49E+03	5.49E+03	-5.47E+03	5.47E+03	-3.13E+03	3.13E+03
2.50	1.56E-02	-7.84E+03	7.84E+03	-7.82E+03	7.81E+03	-3.13E+03	3.13E+03
3.75	5.14E-02	-1.18E+04	1.18E+04	-1.17E+04	1.17E+04	-3.13E+03	3.13E+03
5.00	0.121	-1.57E+04	1.57E+04	-1.56E+04	1.56E+04	-3.13E+03	3.12E+03

Table P-420. Minimum and Maximum of Variables F_z^{rad} and $(F_z^{\text{rad}})^*$ for the Case (LAMP-1, Task 1, Forced Pitch Motion, Model 5514 Scaled to L = 142 m, $\omega = 0.3831$ rad/s, $F_n = 0.3$)

LAMP-1							
θ_a (°)	$\langle F_z^{\text{rad}} \rangle$ Mean (kN)	Unfiltered F_z^{rad}		Filtered F_z^{rad}		Filtered $(F_z^{\text{rad}})^*$	
		Min. (kN)	Max. (kN)	Min. (kN)	Max. (kN)	Min. (kN/°)	Max. (kN/°)
1.00	-4.76E+03	-7.39E+03	-2.13E+03	-7.39E+03	-2.13E+03	-2.63E+03	2.63E+03
1.75	-4.79E+03	-9.39E+03	-176.	-9.38E+03	-182.	-2.63E+03	2.63E+03
2.50	-4.83E+03	-1.14E+04	1.76E+03	-1.14E+04	1.75E+03	-2.62E+03	2.63E+03
3.75	-4.94E+03	-1.48E+04	4.97E+03	-1.48E+04	4.96E+03	-2.63E+03	2.64E+03
5.00	-5.10E+03	-1.83E+04	8.16E+03	-1.82E+04	8.14E+03	-2.63E+03	2.65E+03

TASK 1/PITCH MOTION/MODEL 5514

Table P–421. Minimum and Maximum of Variables F_z^{rad} and $(F_z^{\text{rad}})^*$ for the Case (LAMP-3, Task 1, Forced Pitch Motion, Model 5514 Scaled to L = 142 m, $\omega = 0.3831$ rad/s, $F_n = 0.3$)

LAMP-3							
θ_a (°)	$\langle F_z^{\text{rad}} \rangle$ Mean (kN)	Unfiltered F_z^{rad}		Filtered F_z^{rad}		Filtered $(F_z^{\text{rad}})^*$	
		Min. (kN)	Max. (kN)	Min. (kN)	Max. (kN)	Min. (kN/°)	Max. (kN/°)
1.00	-4.76E+03	-7.39E+03	-2.13E+03	-7.39E+03	-2.13E+03	-2.63E+03	2.63E+03
1.75	-4.79E+03	-9.39E+03	-176.	-9.38E+03	-182.	-2.63E+03	2.63E+03
2.50	-4.83E+03	-1.14E+04	1.76E+03	-1.14E+04	1.75E+03	-2.62E+03	2.63E+03
3.75	-4.94E+03	-1.48E+04	4.97E+03	-1.48E+04	4.96E+03	-2.63E+03	2.64E+03
5.00	-5.10E+03	-1.83E+04	8.16E+03	-1.82E+04	8.14E+03	-2.63E+03	2.65E+03

Table P–422. Minimum and Maximum of Variables F_z^{rad} and $(F_z^{\text{rad}})^*$ for the Case (LAMP-4, Task 1, Forced Pitch Motion, Model 5514 Scaled to L = 142 m, $\omega = 0.3831$ rad/s, $F_n = 0.3$)

LAMP-4							
θ_a (°)	$\langle F_z^{\text{rad}} \rangle$ Mean (kN)	Unfiltered F_z^{rad}		Filtered F_z^{rad}		Filtered $(F_z^{\text{rad}})^*$	
		Min. (kN)	Max. (kN)	Min. (kN)	Max. (kN)	Min. (kN/°)	Max. (kN/°)
1.00	-4.79E+03	-7.28E+03	-2.38E+03	-7.12E+03	-2.57E+03	-2.33E+03	2.23E+03
1.75	-4.97E+03	-8.31E+03	-1.11E+03	-8.10E+03	-1.28E+03	-1.79E+03	2.11E+03
2.50	-5.02E+03	-9.60E+03	469.	-9.26E+03	277.	-1.69E+03	2.12E+03
3.75	-5.07E+03	-1.13E+04	3.01E+03	-1.11E+04	2.90E+03	-1.60E+03	2.13E+03
5.00	-5.06E+03	-1.32E+04	5.63E+03	-1.29E+04	5.46E+03	-1.58E+03	2.10E+03

TASK 1/PITCH MOTION/MODEL 5514

Table P-423. Minimum and Maximum of Variables F_z^{rad} and $(F_z^{\text{rad}})^*$ for the Case (NFA, Task 1, Forced Pitch Motion, Model 5514 Scaled to L = 142 m, $\omega = 0.3831$ rad/s, $F_n = 0.3$)

NFA							
θ_a (°)	$\langle F_z^{\text{rad}} \rangle$ Mean (kN)	Unfiltered F_z^{rad}		Filtered F_z^{rad}		Filtered $(F_z^{\text{rad}})^*$	
		Min. (kN)	Max. (kN)	Min. (kN)	Max. (kN)	Min. (kN/°)	Max. (kN/°)
1.00	—	—	—	—	—	—	—
1.75	—	—	—	—	—	—	—
2.50	—	—	—	—	—	—	—
3.75	—	—	—	—	—	—	—
5.00	—	—	—	—	—	—	—

Table P-424. Minimum and Maximum of Variables F_z^{rad} and $(F_z^{\text{rad}})^*$ for the Case (NSHIPMO, Task 1, Forced Pitch Motion, Model 5514 Scaled to L = 142 m, $\omega = 0.3831$ rad/s, $F_n = 0.3$)

NSHIPMO							
θ_a (°)	$\langle F_z^{\text{rad}} \rangle$ Mean (kN)	Unfiltered F_z^{rad}		Filtered F_z^{rad}		Filtered $(F_z^{\text{rad}})^*$	
		Min. (kN)	Max. (kN)	Min. (kN)	Max. (kN)	Min. (kN/°)	Max. (kN/°)
1.00	-92.0	-3.77E+03	3.69E+03	-3.74E+03	3.66E+03	-3.65E+03	3.75E+03
1.75	59.9	-5.98E+03	6.74E+03	-5.92E+03	6.67E+03	-3.42E+03	3.78E+03
2.50	3.36	-8.37E+03	9.65E+03	-8.10E+03	9.55E+03	-3.24E+03	3.82E+03
3.75	-49.6	-1.16E+04	1.45E+04	-1.13E+04	1.44E+04	-3.01E+03	3.86E+03
5.00	-51.9	-1.45E+04	1.97E+04	-1.45E+04	1.96E+04	-2.88E+03	3.93E+03

TASK 1/PITCH MOTION/MODEL 5514

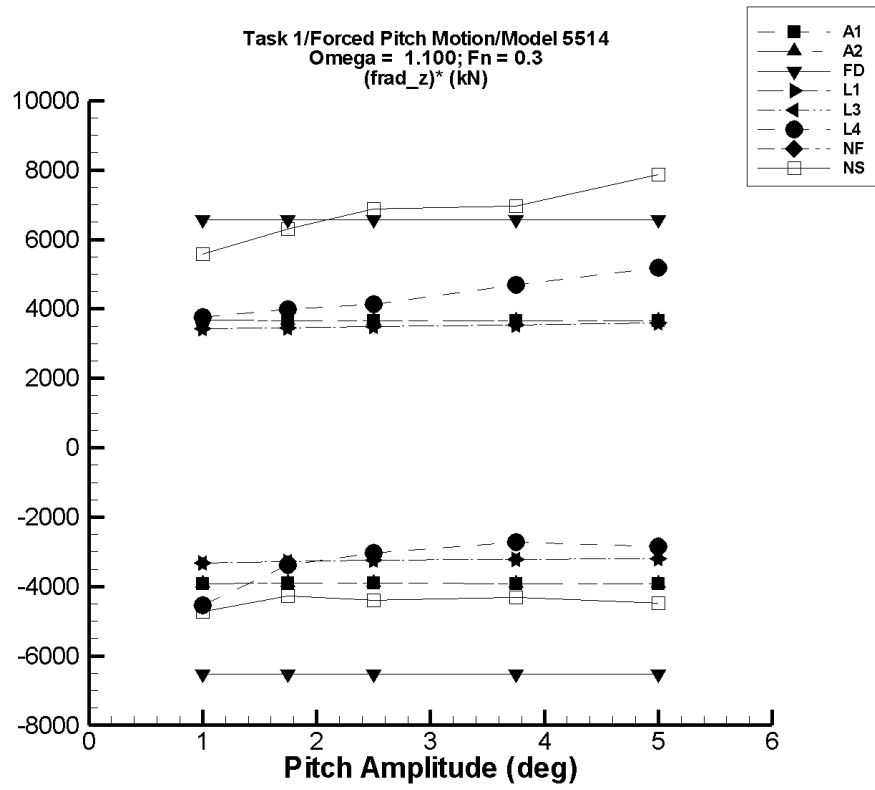


Figure P-54. Minimum and maximum of filtered $(F_z^{\text{rad}} - \langle F_z^{\text{rad}} \rangle) / \theta_a$ vs. θ_a for $\omega = 1.1000$ rad/s, $F_n = 0.3$ in the case of task 1, forced pitch motion, and Model 5514 scaled to $L = 142$ m.

TASK 1/PITCH MOTION/MODEL 5514

Table P-425. Minimum and Maximum of Variables F_z^{rad} and $(F_z^{\text{rad}})^*$ for the Case (AEGIR-1, Task 1, Forced Pitch Motion, Model 5514 Scaled to L = 142 m, $\omega = 1.1000$ rad/s, $F_n = 0.3$)

AEGIR-1							
θ_a (°)	$\langle F_z^{\text{rad}} \rangle$ Mean (kN)	Unfiltered F_z^{rad}		Filtered F_z^{rad}		Filtered $(F_z^{\text{rad}})^*$	
		Min. (kN)	Max. (kN)	Min. (kN)	Max. (kN)	Min. (kN/°)	Max. (kN/°)
1.00	2.75	-4.05E+03	3.78E+03	-3.91E+03	3.68E+03	-3.92E+03	3.68E+03
1.75	10.3	-7.07E+03	6.60E+03	-6.82E+03	6.42E+03	-3.90E+03	3.66E+03
2.50	22.5	-1.01E+04	9.43E+03	-9.74E+03	9.17E+03	-3.91E+03	3.66E+03
3.75	53.4	-1.52E+04	1.41E+04	-1.46E+04	1.38E+04	-3.91E+03	3.66E+03
5.00	97.5	-2.02E+04	1.89E+04	-1.95E+04	1.84E+04	-3.92E+03	3.65E+03

Table P-426. Minimum and Maximum of Variables F_z^{rad} and $(F_z^{\text{rad}})^*$ for the Case (AEGIR-2, Task 1, Forced Pitch Motion, Model 5514 Scaled to L = 142 m, $\omega = 1.1000$ rad/s, $F_n = 0.3$)

AEGIR-2							
θ_a (°)	$\langle F_z^{\text{rad}} \rangle$ Mean (kN)	Unfiltered F_z^{rad}		Filtered F_z^{rad}		Filtered $(F_z^{\text{rad}})^*$	
		Min. (kN)	Max. (kN)	Min. (kN)	Max. (kN)	Min. (kN/°)	Max. (kN/°)
1.00	2.75	-4.05E+03	3.78E+03	-3.91E+03	3.68E+03	-3.92E+03	3.68E+03
1.75	10.3	-7.07E+03	6.60E+03	-6.82E+03	6.42E+03	-3.90E+03	3.66E+03
2.50	22.5	-1.01E+04	9.43E+03	-9.74E+03	9.17E+03	-3.91E+03	3.66E+03
3.75	53.4	-1.52E+04	1.41E+04	-1.46E+04	1.38E+04	-3.91E+03	3.66E+03
5.00	97.5	-2.02E+04	1.89E+04	-1.95E+04	1.84E+04	-3.92E+03	3.65E+03

TASK 1/PITCH MOTION/MODEL 5514

Table P-427. Minimum and Maximum of Variables F_z^{rad} and $(F_z^{\text{rad}})^*$ for the Case (FREDYN, Task 1, Forced Pitch Motion, Model 5514 Scaled to L = 142 m, $\omega = 1.1000$ rad/s, $F_n = 0.3$)

FREDYN							
θ_a (°)	$\langle F_z^{\text{rad}} \rangle$ Mean (kN)	Unfiltered F_z^{rad}		Filtered F_z^{rad}		Filtered $(F_z^{\text{rad}})^*$	
		Min. (kN)	Max. (kN)	Min. (kN)	Max. (kN)	Min. (kN/°)	Max. (kN/°)
1.00	4.82E-03	-6.48E+03	6.48E+03	-6.52E+03	6.56E+03	-6.52E+03	6.56E+03
1.75	2.37E-02	-1.13E+04	1.13E+04	-1.14E+04	1.15E+04	-6.52E+03	6.56E+03
2.50	6.66E-02	-1.62E+04	1.62E+04	-1.63E+04	1.64E+04	-6.52E+03	6.56E+03
3.75	0.216	-2.43E+04	2.43E+04	-2.44E+04	2.46E+04	-6.52E+03	6.56E+03
5.00	0.511	-3.24E+04	3.24E+04	-3.26E+04	3.28E+04	-6.52E+03	6.56E+03

Table P-428. Minimum and Maximum of Variables F_z^{rad} and $(F_z^{\text{rad}})^*$ for the Case (LAMP-1, Task 1, Forced Pitch Motion, Model 5514 Scaled to L = 142 m, $\omega = 1.1000$ rad/s, $F_n = 0.3$)

LAMP-1							
θ_a (°)	$\langle F_z^{\text{rad}} \rangle$ Mean (kN)	Unfiltered F_z^{rad}		Filtered F_z^{rad}		Filtered $(F_z^{\text{rad}})^*$	
		Min. (kN)	Max. (kN)	Min. (kN)	Max. (kN)	Min. (kN/°)	Max. (kN/°)
1.00	-4.76E+03	-8.07E+03	-1.36E+03	-8.08E+03	-1.33E+03	-3.32E+03	3.43E+03
1.75	-4.81E+03	-1.06E+04	1.21E+03	-1.05E+04	1.26E+03	-3.27E+03	3.47E+03
2.50	-4.88E+03	-1.30E+04	3.81E+03	-1.29E+04	3.86E+03	-3.23E+03	3.50E+03
3.75	-5.06E+03	-1.72E+04	8.24E+03	-1.71E+04	8.26E+03	-3.20E+03	3.55E+03
5.00	-5.32E+03	-2.14E+04	1.28E+04	-2.13E+04	1.27E+04	-3.19E+03	3.61E+03

TASK 1/PITCH MOTION/MODEL 5514

Table P-429. Minimum and Maximum of Variables F_z^{rad} and $(F_z^{\text{rad}})^*$ for the Case (LAMP-3, Task 1, Forced Pitch Motion, Model 5514 Scaled to L = 142 m, $\omega = 1.1000$ rad/s, $F_n = 0.3$)

LAMP-3							
θ_a (°)	$\langle F_z^{\text{rad}} \rangle$ Mean (kN)	Unfiltered F_z^{rad}		Filtered F_z^{rad}		Filtered $(F_z^{\text{rad}})^*$	
		Min. (kN)	Max. (kN)	Min. (kN)	Max. (kN)	Min. (kN/°)	Max. (kN/°)
1.00	-4.76E+03	-8.07E+03	-1.36E+03	-8.08E+03	-1.33E+03	-3.32E+03	3.43E+03
1.75	-4.81E+03	-1.06E+04	1.21E+03	-1.05E+04	1.26E+03	-3.27E+03	3.47E+03
2.50	-4.88E+03	-1.30E+04	3.81E+03	-1.29E+04	3.86E+03	-3.23E+03	3.50E+03
3.75	-5.06E+03	-1.72E+04	8.24E+03	-1.71E+04	8.26E+03	-3.20E+03	3.55E+03
5.00	-5.32E+03	-2.14E+04	1.28E+04	-2.13E+04	1.27E+04	-3.19E+03	3.61E+03

Table P-430. Minimum and Maximum of Variables F_z^{rad} and $(F_z^{\text{rad}})^*$ for the Case (LAMP-4, Task 1, Forced Pitch Motion, Model 5514 Scaled to L = 142 m, $\omega = 1.1000$ rad/s, $F_n = 0.3$)

LAMP-4							
θ_a (°)	$\langle F_z^{\text{rad}} \rangle$ Mean (kN)	Unfiltered F_z^{rad}		Filtered F_z^{rad}		Filtered $(F_z^{\text{rad}})^*$	
		Min. (kN)	Max. (kN)	Min. (kN)	Max. (kN)	Min. (kN/°)	Max. (kN/°)
1.00	-4.96E+03	-9.84E+03	-930.	-9.48E+03	-1.19E+03	-4.52E+03	3.77E+03
1.75	-5.31E+03	-1.18E+04	2.32E+03	-1.11E+04	1.75E+03	-3.33E+03	4.03E+03
2.50	-5.53E+03	-1.35E+04	6.75E+03	-1.29E+04	4.98E+03	-2.95E+03	4.20E+03
3.75	-6.03E+03	-1.64E+04	1.68E+04	-1.58E+04	1.19E+04	-2.61E+03	4.79E+03
5.00	-6.76E+03	-2.15E+04	2.63E+04	-2.04E+04	1.98E+04	-2.72E+03	5.32E+03

TASK 1/PITCH MOTION/MODEL 5514

Table P-431. Minimum and Maximum of Variables F_z^{rad} and $(F_z^{\text{rad}})^*$ for the Case (NFA, Task 1, Forced Pitch Motion, Model 5514 Scaled to L = 142 m, $\omega = 1.1000$ rad/s, $F_n = 0.3$)

NFA							
θ_a (°)	$\langle F_z^{\text{rad}} \rangle$	Unfiltered F_z^{rad}		Filtered F_z^{rad}		Filtered $(F_z^{\text{rad}})^*$	
	Mean (kN)	Min. (kN)	Max. (kN)	Min. (kN)	Max. (kN)	Min. (kN/°)	Max. (kN/°)
1.00	—	—	—	—	—	—	—
1.75	—	—	—	—	—	—	—
2.50	—	—	—	—	—	—	—
3.75	—	—	—	—	—	—	—
5.00	—	—	—	—	—	—	—

Table P-432. Minimum and Maximum of Variables F_z^{rad} and $(F_z^{\text{rad}})^*$ for the Case (NSHIPMO, Task 1, Forced Pitch Motion, Model 5514 Scaled to L = 142 m, $\omega = 1.1000$ rad/s, $F_n = 0.3$)

NSHIPMO							
θ_a (°)	$\langle F_z^{\text{rad}} \rangle$	Unfiltered F_z^{rad}		Filtered F_z^{rad}		Filtered $(F_z^{\text{rad}})^*$	
	Mean (kN)	Min. (kN)	Max. (kN)	Min. (kN)	Max. (kN)	Min. (kN/°)	Max. (kN/°)
1.00	-353.	-5.16E+03	5.34E+03	-5.08E+03	5.23E+03	-4.73E+03	5.59E+03
1.75	-192.	-7.81E+03	1.13E+04	-7.68E+03	1.08E+04	-4.28E+03	6.30E+03
2.50	-726.	-1.18E+04	1.67E+04	-1.17E+04	1.65E+04	-4.40E+03	6.87E+03
3.75	-1.44E+03	-1.78E+04	2.61E+04	-1.76E+04	2.47E+04	-4.31E+03	6.97E+03
5.00	-2.28E+03	-2.49E+04	4.21E+04	-2.47E+04	3.70E+04	-4.49E+03	7.86E+03

TASK 1/PITCH MOTION/MODEL 5514

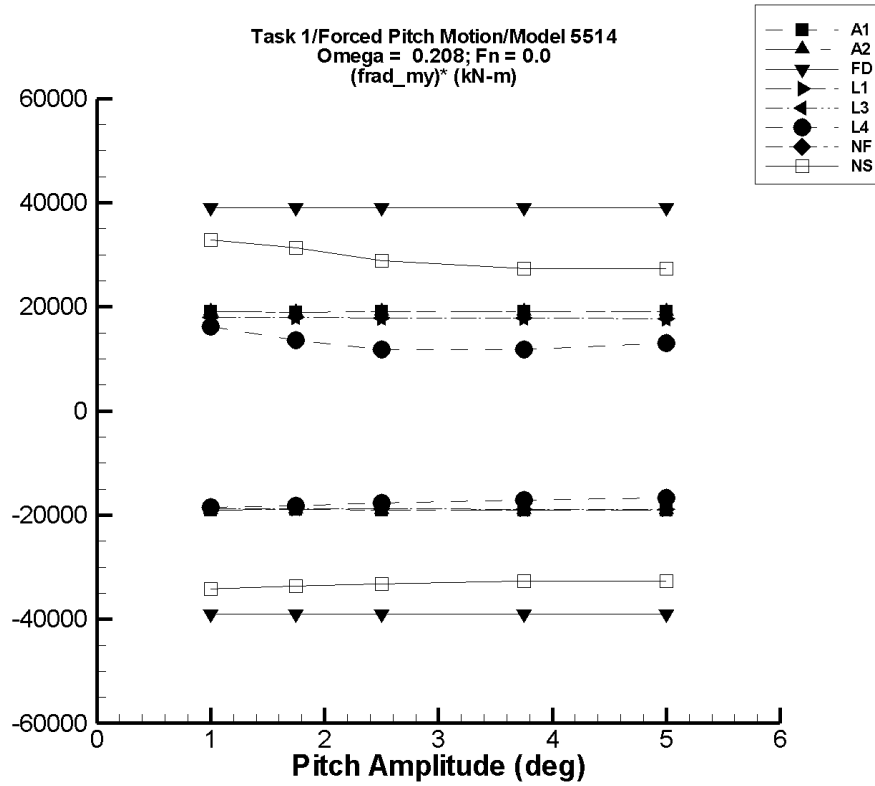


Figure P-55. Minimum and maximum of filtered $(M_y^{\text{rad}} - \langle M_y^{\text{rad}} \rangle) / \theta_a$ vs. θ_a for $\omega = 0.2079$ rad/s, $F_n = 0.0$ in the case of task 1, forced pitch motion, and Model 5514 scaled to $L = 142$ m.

TASK 1/PITCH MOTION/MODEL 5514

Table P-433. Minimum and Maximum of Variables M_y^{rad} and $(M_y^{\text{rad}})^*$ for the Case (AEGIR-1, Task 1, Forced Pitch Motion, Model 5514 Scaled to L = 142 m, $\omega = 0.2079$ rad/s, $F_n = 0.0$)

AEGIR-1							
θ_a (°)	$\langle M_y^{\text{rad}} \rangle$ Mean (kN-m)	Unfiltered M_y^{rad}		Filtered M_y^{rad}		Filtered $(M_y^{\text{rad}})^*$	
		Min. (kN-m)	Max. (kN-m)	Min. (kN-m)	Max. (kN-m)	Min. (kN-m/°)	Max. (kN-m/°)
1.00	-10.8	-1.96E+04	1.97E+04	-1.91E+04	1.91E+04	-1.90E+04	1.91E+04
1.75	-18.8	-3.42E+04	3.44E+04	-3.32E+04	3.33E+04	-1.90E+04	1.90E+04
2.50	-26.9	-4.89E+04	4.91E+04	-4.75E+04	4.76E+04	-1.90E+04	1.90E+04
3.75	-40.3	-7.34E+04	7.37E+04	-7.12E+04	7.13E+04	-1.90E+04	1.90E+04
5.00	-53.8	-9.80E+04	9.83E+04	-9.51E+04	9.52E+04	-1.90E+04	1.91E+04

Table P-434. Minimum and Maximum of Variables M_y^{rad} and $(M_y^{\text{rad}})^*$ for the Case (AEGIR-2, Task 1, Forced Pitch Motion, Model 5514 Scaled to L = 142 m, $\omega = 0.2079$ rad/s, $F_n = 0.0$)

AEGIR-2							
θ_a (°)	$\langle M_y^{\text{rad}} \rangle$ Mean (kN-m)	Unfiltered M_y^{rad}		Filtered M_y^{rad}		Filtered $(M_y^{\text{rad}})^*$	
		Min. (kN-m)	Max. (kN-m)	Min. (kN-m)	Max. (kN-m)	Min. (kN-m/°)	Max. (kN-m/°)
1.00	-10.8	-1.96E+04	1.97E+04	-1.91E+04	1.91E+04	-1.90E+04	1.91E+04
1.75	-18.8	-3.42E+04	3.44E+04	-3.32E+04	3.33E+04	-1.90E+04	1.90E+04
2.50	-26.9	-4.89E+04	4.91E+04	-4.75E+04	4.76E+04	-1.90E+04	1.90E+04
3.75	-40.3	-7.34E+04	7.37E+04	-7.12E+04	7.13E+04	-1.90E+04	1.90E+04
5.00	-53.8	-9.80E+04	9.83E+04	-9.51E+04	9.52E+04	-1.90E+04	1.91E+04

TASK 1/PITCH MOTION/MODEL 5514

Table P-435. Minimum and Maximum of Variables M_y^{rad} and $(M_y^{\text{rad}})^*$ for the Case (FREDYN, Task 1, Forced Pitch Motion, Model 5514 Scaled to L = 142 m, $\omega = 0.2079$ rad/s, $F_n = 0.0$)

FREDYN							
θ_a (°)	$\langle M_y^{\text{rad}} \rangle$ Mean (kN-m)	Unfiltered M_y^{rad}		Filtered M_y^{rad}		Filtered $(M_y^{\text{rad}})^*$	
		Min. (kN-m)	Max. (kN-m)	Min. (kN-m)	Max. (kN-m)	Min. (kN-m/°)	Max. (kN-m/°)
1.00	1.77E-04	-3.91E+04	3.91E+04	-3.90E+04	3.90E+04	-3.90E+04	3.90E+04
1.75	-3.13E-03	-6.84E+04	6.84E+04	-6.83E+04	6.83E+04	-3.90E+04	3.90E+04
2.50	-2.70E-02	-9.77E+04	9.77E+04	-9.76E+04	9.76E+04	-3.90E+04	3.90E+04
3.75	-5.27E-03	-1.47E+05	1.47E+05	-1.46E+05	1.46E+05	-3.90E+04	3.90E+04
5.00	-4.73E-02	-1.95E+05	1.95E+05	-1.95E+05	1.95E+05	-3.90E+04	3.90E+04

Table P-436. Minimum and Maximum of Variables M_y^{rad} and $(M_y^{\text{rad}})^*$ for the Case (LAMP-1, Task 1, Forced Pitch Motion, Model 5514 Scaled to L = 142 m, $\omega = 0.2079$ rad/s, $F_n = 0.0$)

LAMP-1							
θ_a (°)	$\langle M_y^{\text{rad}} \rangle$ Mean (kN-m)	Unfiltered M_y^{rad}		Filtered M_y^{rad}		Filtered $(M_y^{\text{rad}})^*$	
		Min. (kN-m)	Max. (kN-m)	Min. (kN-m)	Max. (kN-m)	Min. (kN-m/°)	Max. (kN-m/°)
1.00	52.0	-1.84E+04	1.84E+04	-1.84E+04	1.84E+04	-1.84E+04	1.83E+04
1.75	160.	-3.21E+04	3.22E+04	-3.21E+04	3.22E+04	-1.84E+04	1.83E+04
2.50	327.	-4.59E+04	4.60E+04	-4.59E+04	4.59E+04	-1.85E+04	1.82E+04
3.75	738.	-6.89E+04	6.89E+04	-6.88E+04	6.89E+04	-1.85E+04	1.82E+04
5.00	1.31E+03	-9.18E+04	9.19E+04	-9.18E+04	9.19E+04	-1.86E+04	1.81E+04

TASK 1/PITCH MOTION/MODEL 5514

Table P-437. Minimum and Maximum of Variables M_y^{rad} and $(M_y^{\text{rad}})^*$ for the Case (LAMP-3, Task 1, Forced Pitch Motion, Model 5514 Scaled to L = 142 m, $\omega = 0.2079$ rad/s, $F_n = 0.0$)

LAMP-3							
θ_a (°)	$\langle M_y^{\text{rad}} \rangle$ Mean (kN-m)	Unfiltered M_y^{rad}		Filtered M_y^{rad}		Filtered $(M_y^{\text{rad}})^*$	
		Min. (kN-m)	Max. (kN-m)	Min. (kN-m)	Max. (kN-m)	Min. (kN-m/°)	Max. (kN-m/°)
1.00	52.0	-1.84E+04	1.84E+04	-1.84E+04	1.84E+04	-1.84E+04	1.83E+04
1.75	160.	-3.21E+04	3.22E+04	-3.21E+04	3.22E+04	-1.84E+04	1.83E+04
2.50	327.	-4.59E+04	4.60E+04	-4.59E+04	4.59E+04	-1.85E+04	1.82E+04
3.75	738.	-6.89E+04	6.89E+04	-6.88E+04	6.89E+04	-1.85E+04	1.82E+04
5.00	1.31E+03	-9.18E+04	9.19E+04	-9.18E+04	9.19E+04	-1.86E+04	1.81E+04

Table P-438. Minimum and Maximum of Variables M_y^{rad} and $(M_y^{\text{rad}})^*$ for the Case (LAMP-4, Task 1, Forced Pitch Motion, Model 5514 Scaled to L = 142 m, $\omega = 0.2079$ rad/s, $F_n = 0.0$)

LAMP-4							
θ_a (°)	$\langle M_y^{\text{rad}} \rangle$ Mean (kN-m)	Unfiltered M_y^{rad}		Filtered M_y^{rad}		Filtered $(M_y^{\text{rad}})^*$	
		Min. (kN-m)	Max. (kN-m)	Min. (kN-m)	Max. (kN-m)	Min. (kN-m/°)	Max. (kN-m/°)
1.00	-304.	-1.85E+04	1.62E+04	-1.85E+04	1.62E+04	-1.82E+04	1.65E+04
1.75	-1.15E+03	-3.23E+04	2.33E+04	-3.23E+04	2.32E+04	-1.78E+04	1.39E+04
2.50	-2.16E+03	-4.56E+04	2.88E+04	-4.55E+04	2.85E+04	-1.73E+04	1.22E+04
3.75	-3.81E+03	-6.68E+04	4.83E+04	-6.63E+04	4.17E+04	-1.67E+04	1.21E+04
5.00	-5.14E+03	-8.74E+04	7.66E+04	-8.65E+04	6.17E+04	-1.63E+04	1.34E+04

TASK 1/PITCH MOTION/MODEL 5514

Table P-439. Minimum and Maximum of Variables M_y^{rad} and $(M_y^{\text{rad}})^*$ for the Case (NFA, Task 1, Forced Pitch Motion, Model 5514 Scaled to L = 142 m, $\omega = 0.2079$ rad/s, $F_n = 0.0$)

NFA							
θ_a (°)	$\langle M_y^{\text{rad}} \rangle$	Unfiltered M_y^{rad}		Filtered M_y^{rad}		Filtered $(M_y^{\text{rad}})^*$	
	Mean (kN-m)	Min. (kN-m)	Max. (kN-m)	Min. (kN-m)	Max. (kN-m)	Min. (kN-m/°)	Max. (kN-m/°)
1.00	—	—	—	—	—	—	—
1.75	—	—	—	—	—	—	—
2.50	—	—	—	—	—	—	—
3.75	—	—	—	—	—	—	—
5.00	—	—	—	—	—	—	—

Table P-440. Minimum and Maximum of Variables M_y^{rad} and $(M_y^{\text{rad}})^*$ for the Case (NSHIPMO, Task 1, Forced Pitch Motion, Model 5514 Scaled to L = 142 m, $\omega = 0.2079$ rad/s, $F_n = 0.0$)

NSHIPMO							
θ_a (°)	$\langle M_y^{\text{rad}} \rangle$	Unfiltered M_y^{rad}		Filtered M_y^{rad}		Filtered $(M_y^{\text{rad}})^*$	
	Mean (kN-m)	Min. (kN-m)	Max. (kN-m)	Min. (kN-m)	Max. (kN-m)	Min. (kN-m/°)	Max. (kN-m/°)
1.00	-440.	-3.49E+04	3.28E+04	-3.46E+04	3.24E+04	-3.41E+04	3.29E+04
1.75	-2.38E+03	-6.17E+04	5.39E+04	-6.12E+04	5.25E+04	-3.36E+04	3.13E+04
2.50	-4.41E+03	-8.83E+04	7.42E+04	-8.74E+04	6.78E+04	-3.32E+04	2.89E+04
3.75	-8.97E+03	-1.33E+05	1.04E+05	-1.32E+05	9.35E+04	-3.27E+04	2.73E+04
5.00	-1.21E+04	-1.76E+05	1.51E+05	-1.75E+05	1.25E+05	-3.26E+04	2.73E+04

TASK 1/PITCH MOTION/MODEL 5514

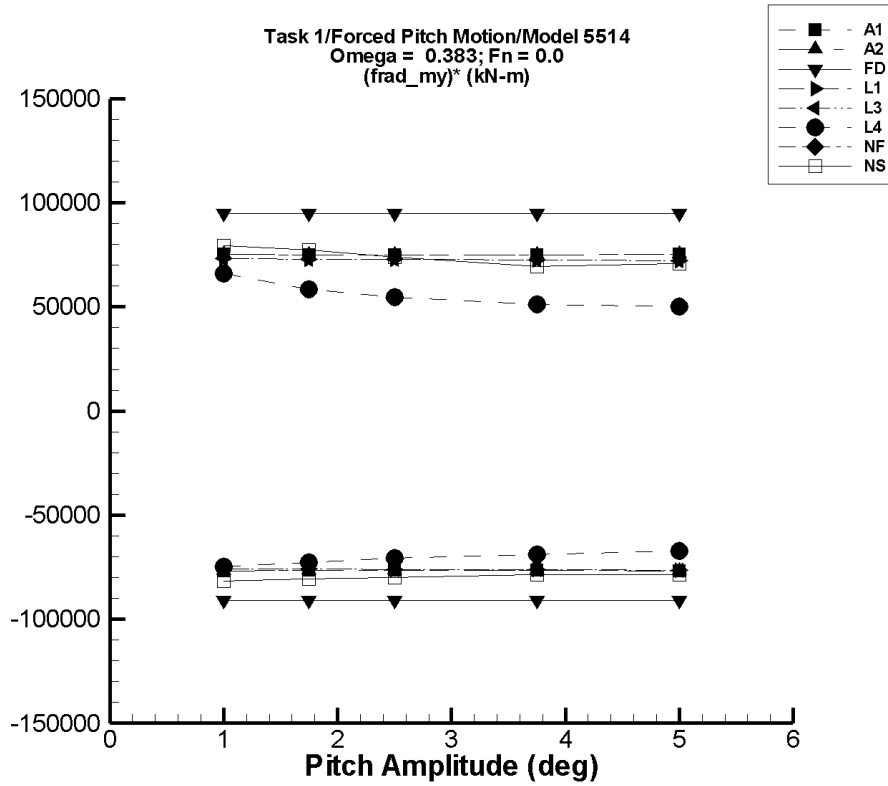


Figure P-56. Minimum and maximum of filtered $(M_y^{\text{rad}} - \langle M_y^{\text{rad}} \rangle) / \theta_a$ vs. θ_a for $\omega = 0.3831$ rad/s, $F_n = 0.0$ in the case of task 1, forced pitch motion, and Model 5514 scaled to $L = 142$ m.

TASK 1/PITCH MOTION/MODEL 5514

Table P-441. Minimum and Maximum of Variables M_y^{rad} and $(M_y^{\text{rad}})^*$ for the Case (AEGIR-1, Task 1, Forced Pitch Motion, Model 5514 Scaled to L = 142 m, $\omega = 0.3831$ rad/s, $F_n = 0.0$)

AEGIR-1							
θ_a (°)	$\langle M_y^{\text{rad}} \rangle$ Mean (kN-m)	Unfiltered M_y^{rad}		Filtered M_y^{rad}		Filtered $(M_y^{\text{rad}})^*$	
		Min. (kN-m)	Max. (kN-m)	Min. (kN-m)	Max. (kN-m)	Min. (kN-m/°)	Max. (kN-m/°)
1.00	-46.9	-7.72E+04	7.64E+04	-7.69E+04	7.53E+04	-7.69E+04	7.54E+04
1.75	-81.7	-1.35E+05	1.33E+05	-1.34E+05	1.31E+05	-7.65E+04	7.51E+04
2.50	-117.	-1.92E+05	1.90E+05	-1.92E+05	1.88E+05	-7.66E+04	7.51E+04
3.75	-175.	-2.89E+05	2.85E+05	-2.87E+05	2.82E+05	-7.66E+04	7.51E+04
5.00	-234.	-3.85E+05	3.81E+05	-3.84E+05	3.76E+05	-7.67E+04	7.52E+04

Table P-442. Minimum and Maximum of Variables M_y^{rad} and $(M_y^{\text{rad}})^*$ for the Case (AEGIR-2, Task 1, Forced Pitch Motion, Model 5514 Scaled to L = 142 m, $\omega = 0.3831$ rad/s, $F_n = 0.0$)

AEGIR-2							
θ_a (°)	$\langle M_y^{\text{rad}} \rangle$ Mean (kN-m)	Unfiltered M_y^{rad}		Filtered M_y^{rad}		Filtered $(M_y^{\text{rad}})^*$	
		Min. (kN-m)	Max. (kN-m)	Min. (kN-m)	Max. (kN-m)	Min. (kN-m/°)	Max. (kN-m/°)
1.00	-46.9	-7.72E+04	7.64E+04	-7.69E+04	7.53E+04	-7.69E+04	7.54E+04
1.75	-81.7	-1.35E+05	1.33E+05	-1.34E+05	1.31E+05	-7.65E+04	7.51E+04
2.50	-117.	-1.92E+05	1.90E+05	-1.92E+05	1.88E+05	-7.66E+04	7.51E+04
3.75	-175.	-2.89E+05	2.85E+05	-2.87E+05	2.82E+05	-7.66E+04	7.51E+04
5.00	-234.	-3.85E+05	3.81E+05	-3.84E+05	3.76E+05	-7.67E+04	7.52E+04

TASK 1/PITCH MOTION/MODEL 5514

Table P-443. Minimum and Maximum of Variables M_y^{rad} and $(M_y^{\text{rad}})^*$ for the Case (FREDYN, Task 1, Forced Pitch Motion, Model 5514 Scaled to L = 142 m, $\omega = 0.3831$ rad/s, $F_n = 0.0$)

FREDYN							
θ_a (°)	$\langle M_y^{\text{rad}} \rangle$ Mean (kN-m)	Unfiltered M_y^{rad}		Filtered M_y^{rad}		Filtered $(M_y^{\text{rad}})^*$	
		Min. (kN-m)	Max. (kN-m)	Min. (kN-m)	Max. (kN-m)	Min. (kN-m/°)	Max. (kN-m/°)
1.00	-5.53E-03	-9.32E+04	9.32E+04	-9.32E+04	9.29E+04	-9.32E+04	9.29E+04
1.75	-1.80E-02	-1.63E+05	1.63E+05	-1.63E+05	1.62E+05	-9.32E+04	9.29E+04
2.50	-2.71E-02	-2.33E+05	2.33E+05	-2.33E+05	2.32E+05	-9.32E+04	9.29E+04
3.75	-3.35E-02	-3.50E+05	3.50E+05	-3.49E+05	3.48E+05	-9.32E+04	9.29E+04
5.00	-5.17E-02	-4.66E+05	4.66E+05	-4.66E+05	4.64E+05	-9.32E+04	9.29E+04

Table P-444. Minimum and Maximum of Variables M_y^{rad} and $(M_y^{\text{rad}})^*$ for the Case (LAMP-1, Task 1, Forced Pitch Motion, Model 5514 Scaled to L = 142 m, $\omega = 0.3831$ rad/s, $F_n = 0.0$)

LAMP-1							
θ_a (°)	$\langle M_y^{\text{rad}} \rangle$ Mean (kN-m)	Unfiltered M_y^{rad}		Filtered M_y^{rad}		Filtered $(M_y^{\text{rad}})^*$	
		Min. (kN-m)	Max. (kN-m)	Min. (kN-m)	Max. (kN-m)	Min. (kN-m/°)	Max. (kN-m/°)
1.00	202.	-7.45E+04	7.45E+04	-7.44E+04	7.44E+04	-7.46E+04	7.42E+04
1.75	623.	-1.30E+05	1.30E+05	-1.30E+05	1.30E+05	-7.48E+04	7.40E+04
2.50	1.27E+03	-1.86E+05	1.86E+05	-1.86E+05	1.86E+05	-7.49E+04	7.39E+04
3.75	2.87E+03	-2.79E+05	2.79E+05	-2.79E+05	2.79E+05	-7.52E+04	7.36E+04
5.00	5.11E+03	-3.73E+05	3.72E+05	-3.72E+05	3.72E+05	-7.54E+04	7.33E+04

TASK 1/PITCH MOTION/MODEL 5514

Table P-445. Minimum and Maximum of Variables M_y^{rad} and $(M_y^{\text{rad}})^*$ for the Case (LAMP-3, Task 1, Forced Pitch Motion, Model 5514 Scaled to L = 142 m, $\omega = 0.3831$ rad/s, $F_n = 0.0$)

LAMP-3							
θ_a (°)	$\langle M_y^{\text{rad}} \rangle$ Mean (kN-m)	Unfiltered M_y^{rad}		Filtered M_y^{rad}		Filtered $(M_y^{\text{rad}})^*$	
		Min. (kN-m)	Max. (kN-m)	Min. (kN-m)	Max. (kN-m)	Min. (kN-m/°)	Max. (kN-m/°)
1.00	202.	-7.45E+04	7.45E+04	-7.44E+04	7.44E+04	-7.46E+04	7.42E+04
1.75	623.	-1.30E+05	1.30E+05	-1.30E+05	1.30E+05	-7.48E+04	7.40E+04
2.50	1.27E+03	-1.86E+05	1.86E+05	-1.86E+05	1.86E+05	-7.49E+04	7.39E+04
3.75	2.87E+03	-2.79E+05	2.79E+05	-2.79E+05	2.79E+05	-7.52E+04	7.36E+04
5.00	5.11E+03	-3.73E+05	3.72E+05	-3.72E+05	3.72E+05	-7.54E+04	7.33E+04

Table P-446. Minimum and Maximum of Variables M_y^{rad} and $(M_y^{\text{rad}})^*$ for the Case (LAMP-4, Task 1, Forced Pitch Motion, Model 5514 Scaled to L = 142 m, $\omega = 0.3831$ rad/s, $F_n = 0.0$)

LAMP-4							
θ_a (°)	$\langle M_y^{\text{rad}} \rangle$ Mean (kN-m)	Unfiltered M_y^{rad}		Filtered M_y^{rad}		Filtered $(M_y^{\text{rad}})^*$	
		Min. (kN-m)	Max. (kN-m)	Min. (kN-m)	Max. (kN-m)	Min. (kN-m/°)	Max. (kN-m/°)
1.00	-1.61E+03	-7.55E+04	6.57E+04	-7.52E+04	6.56E+04	-7.36E+04	6.72E+04
1.75	-5.75E+03	-1.31E+05	9.89E+04	-1.31E+05	9.88E+04	-7.15E+04	5.97E+04
2.50	-1.06E+04	-1.85E+05	1.29E+05	-1.85E+05	1.29E+05	-6.96E+04	5.58E+04
3.75	-1.87E+04	-2.73E+05	1.77E+05	-2.73E+05	1.77E+05	-6.78E+04	5.22E+04
5.00	-2.55E+04	-3.58E+05	2.31E+05	-3.57E+05	2.31E+05	-6.64E+04	5.13E+04

TASK 1/PITCH MOTION/MODEL 5514

Table P-447. Minimum and Maximum of Variables M_y^{rad} and $(M_y^{\text{rad}})^*$ for the Case (NFA, Task 1, Forced Pitch Motion, Model 5514 Scaled to L = 142 m, $\omega = 0.3831$ rad/s, $F_n = 0.0$)

NFA							
θ_a (°)	$\langle M_y^{\text{rad}} \rangle$	Unfiltered M_y^{rad}		Filtered M_y^{rad}		Filtered $(M_y^{\text{rad}})^*$	
	Mean (kN-m)	Min. (kN-m)	Max. (kN-m)	Min. (kN-m)	Max. (kN-m)	Min. (kN-m/°)	Max. (kN-m/°)
1.00	—	—	—	—	—	—	—
1.75	—	—	—	—	—	—	—
2.50	—	—	—	—	—	—	—
3.75	—	—	—	—	—	—	—
5.00	—	—	—	—	—	—	—

Table P-448. Minimum and Maximum of Variables M_y^{rad} and $(M_y^{\text{rad}})^*$ for the Case (NSHIPMO, Task 1, Forced Pitch Motion, Model 5514 Scaled to L = 142 m, $\omega = 0.3831$ rad/s, $F_n = 0.0$)

NSHIPMO							
θ_a (°)	$\langle M_y^{\text{rad}} \rangle$	Unfiltered M_y^{rad}		Filtered M_y^{rad}		Filtered $(M_y^{\text{rad}})^*$	
	Mean (kN-m)	Min. (kN-m)	Max. (kN-m)	Min. (kN-m)	Max. (kN-m)	Min. (kN-m/°)	Max. (kN-m/°)
1.00	-1.23E+03	-8.39E+04	7.91E+04	-8.30E+04	7.82E+04	-8.17E+04	7.94E+04
1.75	-5.91E+03	-1.48E+05	1.33E+05	-1.47E+05	1.29E+05	-8.06E+04	7.73E+04
2.50	-1.02E+04	-2.12E+05	1.93E+05	-2.10E+05	1.75E+05	-7.99E+04	7.39E+04
3.75	-2.11E+04	-3.18E+05	2.72E+05	-3.16E+05	2.39E+05	-7.87E+04	6.95E+04
5.00	-2.80E+04	-4.25E+05	3.96E+05	-4.21E+05	3.26E+05	-7.87E+04	7.09E+04

TASK 1/PITCH MOTION/MODEL 5514

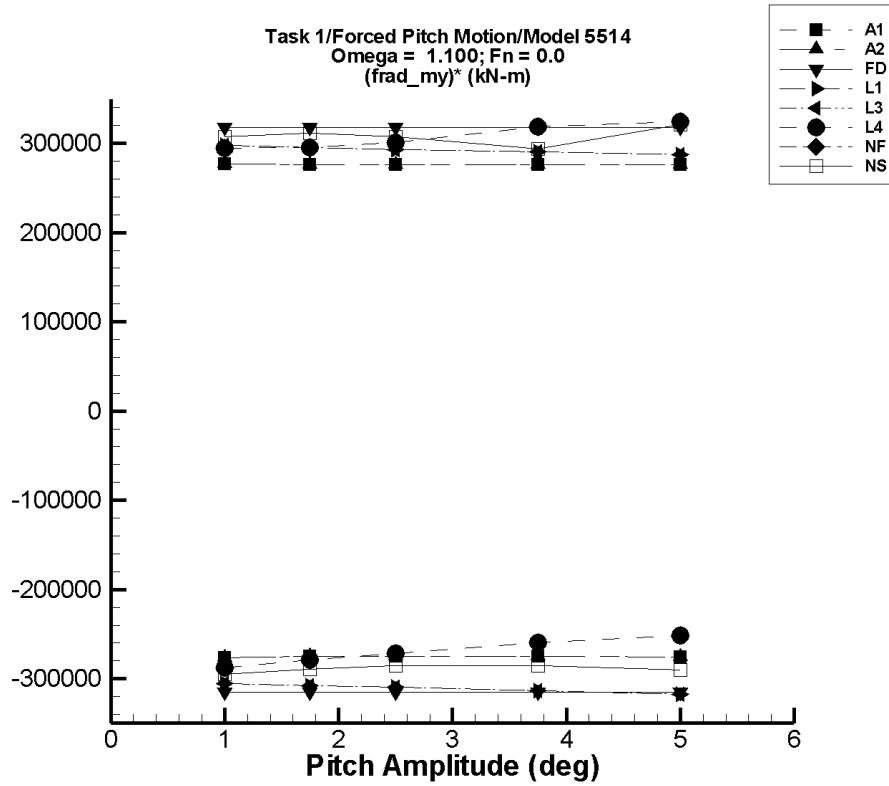


Figure P-57. Minimum and maximum of filtered $(M_y^{\text{rad}} - \langle M_y^{\text{rad}} \rangle) / \theta_a$ vs. θ_a for $\omega = 1.1000$ rad/s, $F_n = 0.0$ in the case of task 1, forced pitch motion, and Model 5514 scaled to $L = 142$ m.

TASK 1/PITCH MOTION/MODEL 5514

Table P-449. Minimum and Maximum of Variables M_y^{rad} and $(M_y^{\text{rad}})^*$ for the Case (AEGIR-1, Task 1, Forced Pitch Motion, Model 5514 Scaled to L = 142 m, $\omega = 1.1000$ rad/s, $F_n = 0.0$)

AEGIR-1							
θ_a (°)	$\langle M_y^{\text{rad}} \rangle$ Mean (kN-m)	Unfiltered M_y^{rad}		Filtered M_y^{rad}		Filtered $(M_y^{\text{rad}})^*$	
		Min. (kN-m)	Max. (kN-m)	Min. (kN-m)	Max. (kN-m)	Min. (kN-m/°)	Max. (kN-m/°)
1.00	-270.	-2.85E+05	2.85E+05	-2.77E+05	2.77E+05	-2.76E+05	2.77E+05
1.75	-471.	-4.97E+05	4.97E+05	-4.82E+05	4.82E+05	-2.75E+05	2.76E+05
2.50	-673.	-7.10E+05	7.11E+05	-6.89E+05	6.89E+05	-2.75E+05	2.76E+05
3.75	-1.01E+03	-1.07E+06	1.07E+06	-1.03E+06	1.03E+06	-2.75E+05	2.76E+05
5.00	-1.35E+03	-1.42E+06	1.42E+06	-1.38E+06	1.38E+06	-2.76E+05	2.76E+05

Table P-450. Minimum and Maximum of Variables M_y^{rad} and $(M_y^{\text{rad}})^*$ for the Case (AEGIR-2, Task 1, Forced Pitch Motion, Model 5514 Scaled to L = 142 m, $\omega = 1.1000$ rad/s, $F_n = 0.0$)

AEGIR-2							
θ_a (°)	$\langle M_y^{\text{rad}} \rangle$ Mean (kN-m)	Unfiltered M_y^{rad}		Filtered M_y^{rad}		Filtered $(M_y^{\text{rad}})^*$	
		Min. (kN-m)	Max. (kN-m)	Min. (kN-m)	Max. (kN-m)	Min. (kN-m/°)	Max. (kN-m/°)
1.00	-270.	-2.85E+05	2.85E+05	-2.77E+05	2.77E+05	-2.76E+05	2.77E+05
1.75	-471.	-4.97E+05	4.97E+05	-4.82E+05	4.82E+05	-2.75E+05	2.76E+05
2.50	-673.	-7.10E+05	7.11E+05	-6.89E+05	6.89E+05	-2.75E+05	2.76E+05
3.75	-1.01E+03	-1.07E+06	1.07E+06	-1.03E+06	1.03E+06	-2.75E+05	2.76E+05
5.00	-1.35E+03	-1.42E+06	1.42E+06	-1.38E+06	1.38E+06	-2.76E+05	2.76E+05

TASK 1/PITCH MOTION/MODEL 5514

Table P-451. Minimum and Maximum of Variables M_y^{rad} and $(M_y^{\text{rad}})^*$ for the Case (FREDYN, Task 1, Forced Pitch Motion, Model 5514 Scaled to L = 142 m, $\omega = 1.1000$ rad/s, $F_n = 0.0$)

FREDYN							
θ_a (°)	$\langle M_y^{\text{rad}} \rangle$ Mean (kN-m)	Unfiltered M_y^{rad}		Filtered M_y^{rad}		Filtered $(M_y^{\text{rad}})^*$	
		Min. (kN-m)	Max. (kN-m)	Min. (kN-m)	Max. (kN-m)	Min. (kN-m/°)	Max. (kN-m/°)
1.00	1.42E-02	-3.26E+05	3.26E+05	-3.16E+05	3.17E+05	-3.16E+05	3.17E+05
1.75	3.41E-03	-5.70E+05	5.71E+05	-5.53E+05	5.55E+05	-3.16E+05	3.17E+05
2.50	4.25E-02	-8.15E+05	8.16E+05	-7.90E+05	7.93E+05	-3.16E+05	3.17E+05
3.75	9.94E-03	-1.22E+06	1.22E+06	-1.18E+06	1.19E+06	-3.16E+05	3.17E+05
5.00	3.81E-02	-1.63E+06	1.63E+06	-1.58E+06	1.59E+06	-3.16E+05	3.17E+05

Table P-452. Minimum and Maximum of Variables M_y^{rad} and $(M_y^{\text{rad}})^*$ for the Case (LAMP-1, Task 1, Forced Pitch Motion, Model 5514 Scaled to L = 142 m, $\omega = 1.1000$ rad/s, $F_n = 0.0$)

LAMP-1							
θ_a (°)	$\langle M_y^{\text{rad}} \rangle$ Mean (kN-m)	Unfiltered M_y^{rad}		Filtered M_y^{rad}		Filtered $(M_y^{\text{rad}})^*$	
		Min. (kN-m)	Max. (kN-m)	Min. (kN-m)	Max. (kN-m)	Min. (kN-m/°)	Max. (kN-m/°)
1.00	497.	-3.07E+05	3.02E+05	-3.04E+05	2.99E+05	-3.04E+05	2.99E+05
1.75	1.33E+03	-5.41E+05	5.26E+05	-5.34E+05	5.21E+05	-3.06E+05	2.97E+05
2.50	2.57E+03	-7.77E+05	7.47E+05	-7.68E+05	7.39E+05	-3.08E+05	2.95E+05
3.75	5.52E+03	-1.18E+06	1.11E+06	-1.16E+06	1.10E+06	-3.12E+05	2.92E+05
5.00	9.57E+03	-1.59E+06	1.47E+06	-1.57E+06	1.45E+06	-3.15E+05	2.89E+05

TASK 1/PITCH MOTION/MODEL 5514

Table P-453. Minimum and Maximum of Variables M_y^{rad} and $(M_y^{\text{rad}})^*$ for the Case (LAMP-3, Task 1, Forced Pitch Motion, Model 5514 Scaled to L = 142 m, $\omega = 1.1000$ rad/s, $F_n = 0.0$)

LAMP-3							
θ_a (°)	$\langle M_y^{\text{rad}} \rangle$ Mean (kN-m)	Unfiltered M_y^{rad}		Filtered M_y^{rad}		Filtered $(M_y^{\text{rad}})^*$	
		Min. (kN-m)	Max. (kN-m)	Min. (kN-m)	Max. (kN-m)	Min. (kN-m/°)	Max. (kN-m/°)
1.00	497.	-3.07E+05	3.02E+05	-3.04E+05	2.99E+05	-3.04E+05	2.99E+05
1.75	1.33E+03	-5.41E+05	5.26E+05	-5.34E+05	5.21E+05	-3.06E+05	2.97E+05
2.50	2.57E+03	-7.77E+05	7.47E+05	-7.68E+05	7.39E+05	-3.08E+05	2.95E+05
3.75	5.52E+03	-1.18E+06	1.11E+06	-1.16E+06	1.10E+06	-3.12E+05	2.92E+05
5.00	9.57E+03	-1.59E+06	1.47E+06	-1.57E+06	1.45E+06	-3.15E+05	2.89E+05

Table P-454. Minimum and Maximum of Variables M_y^{rad} and $(M_y^{\text{rad}})^*$ for the Case (LAMP-4, Task 1, Forced Pitch Motion, Model 5514 Scaled to L = 142 m, $\omega = 1.1000$ rad/s, $F_n = 0.0$)

LAMP-4							
θ_a (°)	$\langle M_y^{\text{rad}} \rangle$ Mean (kN-m)	Unfiltered M_y^{rad}		Filtered M_y^{rad}		Filtered $(M_y^{\text{rad}})^*$	
		Min. (kN-m)	Max. (kN-m)	Min. (kN-m)	Max. (kN-m)	Min. (kN-m/°)	Max. (kN-m/°)
1.00	-1.60E+03	-2.95E+05	3.04E+05	-2.88E+05	2.95E+05	-2.86E+05	2.97E+05
1.75	-4.93E+03	-5.01E+05	5.64E+05	-4.89E+05	5.17E+05	-2.77E+05	2.98E+05
2.50	-6.84E+03	-6.93E+05	8.66E+05	-6.78E+05	7.53E+05	-2.69E+05	3.04E+05
3.75	-5.78E+03	-9.91E+05	1.47E+06	-9.65E+05	1.20E+06	-2.56E+05	3.22E+05
5.00	-1.03E+04	-1.29E+06	2.10E+06	-1.25E+06	1.63E+06	-2.48E+05	3.29E+05

TASK 1/PITCH MOTION/MODEL 5514

Table P-455. Minimum and Maximum of Variables M_y^{rad} and $(M_y^{\text{rad}})^*$ for the Case (NFA, Task 1, Forced Pitch Motion, Model 5514 Scaled to L = 142 m, $\omega = 1.1000$ rad/s, $F_n = 0.0$)

NFA							
θ_a (°)	$\langle M_y^{\text{rad}} \rangle$	Unfiltered M_y^{rad}		Filtered M_y^{rad}		Filtered $(M_y^{\text{rad}})^*$	
	Mean (kN-m)	Min. (kN-m)	Max. (kN-m)	Min. (kN-m)	Max. (kN-m)	Min. (kN-m/°)	Max. (kN-m/°)
1.00	—	—	—	—	—	—	—
1.75	—	—	—	—	—	—	—
2.50	—	—	—	—	—	—	—
3.75	—	—	—	—	—	—	—
5.00	—	—	—	—	—	—	—

Table P-456. Minimum and Maximum of Variables M_y^{rad} and $(M_y^{\text{rad}})^*$ for the Case (NSHIPMO, Task 1, Forced Pitch Motion, Model 5514 Scaled to L = 142 m, $\omega = 1.1000$ rad/s, $F_n = 0.0$)

NSHIPMO							
θ_a (°)	$\langle M_y^{\text{rad}} \rangle$	Unfiltered M_y^{rad}		Filtered M_y^{rad}		Filtered $(M_y^{\text{rad}})^*$	
	Mean (kN-m)	Min. (kN-m)	Max. (kN-m)	Min. (kN-m)	Max. (kN-m)	Min. (kN-m/°)	Max. (kN-m/°)
1.00	-4.92E+03	-3.03E+05	3.07E+05	-3.00E+05	3.02E+05	-2.95E+05	3.07E+05
1.75	-2.52E+04	-5.39E+05	5.33E+05	-5.32E+05	5.20E+05	-2.90E+05	3.11E+05
2.50	-4.20E+04	-7.64E+05	8.30E+05	-7.56E+05	7.27E+05	-2.86E+05	3.08E+05
3.75	-9.45E+04	-1.17E+06	1.25E+06	-1.17E+06	1.01E+06	-2.85E+05	2.94E+05
5.00	-1.30E+05	-1.59E+06	1.95E+06	-1.58E+06	1.47E+06	-2.90E+05	3.21E+05

TASK 1/PITCH MOTION/MODEL 5514

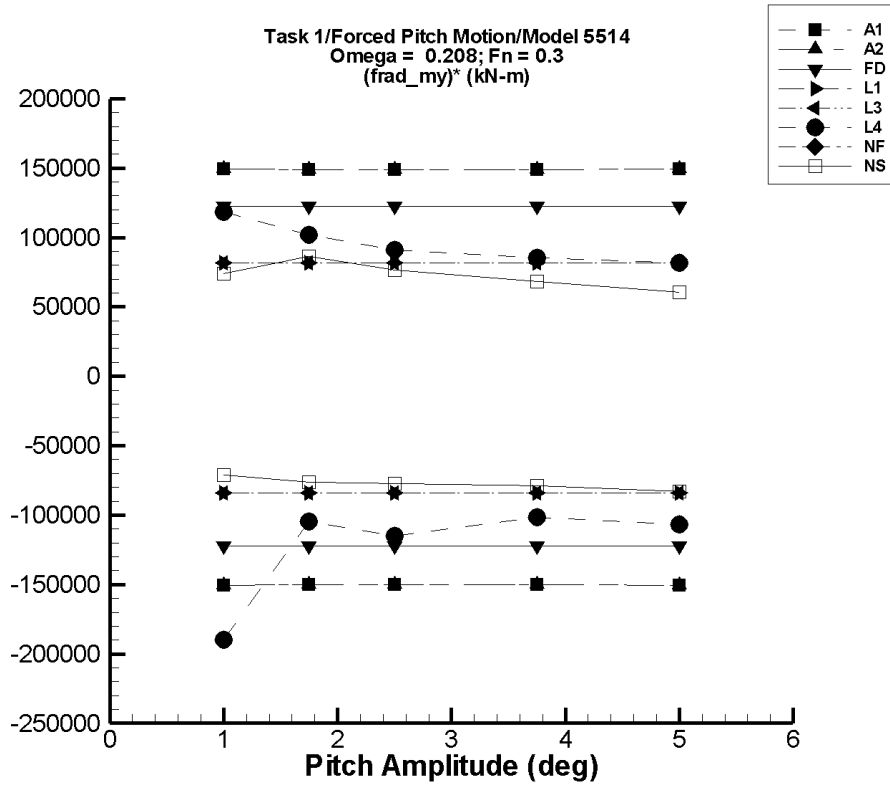


Figure P-58. Minimum and maximum of filtered $(M_y^{\text{rad}} - \langle M_y^{\text{rad}} \rangle) / \theta_a$ vs. θ_a for $\omega = 0.2079$ rad/s, $F_n = 0.3$ in the case of task 1, forced pitch motion, and Model 5514 scaled to $L = 142$ m.

TASK 1/PITCH MOTION/MODEL 5514

Table P-457. Minimum and Maximum of Variables M_y^{rad} and $(M_y^{\text{rad}})^*$ for the Case (AEGIR-1, Task 1, Forced Pitch Motion, Model 5514 Scaled to L = 142 m, $\omega = 0.2079$ rad/s, $F_n = 0.3$)

AEGIR-1							
θ_a (°)	$\langle M_y^{\text{rad}} \rangle$	Unfiltered M_y^{rad}		Filtered M_y^{rad}		Filtered $(M_y^{\text{rad}})^*$	
	Mean (kN-m)	Min. (kN-m)	Max. (kN-m)	Min. (kN-m)	Max. (kN-m)	Min. (kN-m/°)	Max. (kN-m/°)
1.00	-329.	-1.51E+05	1.49E+05	-1.51E+05	1.49E+05	-1.51E+05	1.50E+05
1.75	-573.	-2.64E+05	2.60E+05	-2.63E+05	2.60E+05	-1.50E+05	1.49E+05
2.50	-819.	-3.77E+05	3.72E+05	-3.76E+05	3.72E+05	-1.50E+05	1.49E+05
3.75	-1.23E+03	-5.66E+05	5.59E+05	-5.64E+05	5.58E+05	-1.50E+05	1.49E+05
5.00	-1.64E+03	-7.55E+05	7.46E+05	-7.53E+05	7.44E+05	-1.50E+05	1.49E+05

Table P-458. Minimum and Maximum of Variables M_y^{rad} and $(M_y^{\text{rad}})^*$ for the Case (AEGIR-2, Task 1, Forced Pitch Motion, Model 5514 Scaled to L = 142 m, $\omega = 0.2079$ rad/s, $F_n = 0.3$)

AEGIR-2							
θ_a (°)	$\langle M_y^{\text{rad}} \rangle$	Unfiltered M_y^{rad}		Filtered M_y^{rad}		Filtered $(M_y^{\text{rad}})^*$	
	Mean (kN-m)	Min. (kN-m)	Max. (kN-m)	Min. (kN-m)	Max. (kN-m)	Min. (kN-m/°)	Max. (kN-m/°)
1.00	-329.	-1.51E+05	1.49E+05	-1.51E+05	1.49E+05	-1.51E+05	1.50E+05
1.75	-573.	-2.64E+05	2.60E+05	-2.63E+05	2.60E+05	-1.50E+05	1.49E+05
2.50	-819.	-3.77E+05	3.72E+05	-3.76E+05	3.72E+05	-1.50E+05	1.49E+05
3.75	-1.23E+03	-5.66E+05	5.59E+05	-5.64E+05	5.58E+05	-1.50E+05	1.49E+05
5.00	-1.64E+03	-7.55E+05	7.46E+05	-7.53E+05	7.44E+05	-1.50E+05	1.49E+05

TASK 1/PITCH MOTION/MODEL 5514

Table P-459. Minimum and Maximum of Variables M_y^{rad} and $(M_y^{\text{rad}})^*$ for the Case (FREDYN, Task 1, Forced Pitch Motion, Model 5514 Scaled to L = 142 m, $\omega = 0.2079$ rad/s, $F_n = 0.3$)

FREDYN							
θ_a (°)	$\langle M_y^{\text{rad}} \rangle$ Mean (kN-m)	Unfiltered M_y^{rad}		Filtered M_y^{rad}		Filtered $(M_y^{\text{rad}})^*$	
		Min. (kN-m)	Max. (kN-m)	Min. (kN-m)	Max. (kN-m)	Min. (kN-m/°)	Max. (kN-m/°)
1.00	-4.63E-03	-1.22E+05	1.22E+05	-1.22E+05	1.22E+05	-1.22E+05	1.22E+05
1.75	2.34E-02	-2.14E+05	2.14E+05	-2.14E+05	2.14E+05	-1.22E+05	1.22E+05
2.50	-3.74E-03	-3.06E+05	3.06E+05	-3.06E+05	3.06E+05	-1.22E+05	1.22E+05
3.75	1.82E-02	-4.59E+05	4.59E+05	-4.59E+05	4.59E+05	-1.22E+05	1.22E+05
5.00	3.28E-02	-6.12E+05	6.12E+05	-6.11E+05	6.11E+05	-1.22E+05	1.22E+05

Table P-460. Minimum and Maximum of Variables M_y^{rad} and $(M_y^{\text{rad}})^*$ for the Case (LAMP-1, Task 1, Forced Pitch Motion, Model 5514 Scaled to L = 142 m, $\omega = 0.2079$ rad/s, $F_n = 0.3$)

LAMP-1							
θ_a (°)	$\langle M_y^{\text{rad}} \rangle$ Mean (kN-m)	Unfiltered M_y^{rad}		Filtered M_y^{rad}		Filtered $(M_y^{\text{rad}})^*$	
		Min. (kN-m)	Max. (kN-m)	Min. (kN-m)	Max. (kN-m)	Min. (kN-m/°)	Max. (kN-m/°)
1.00	4.35E+04	-3.93E+04	1.26E+05	-3.93E+04	1.26E+05	-8.28E+04	8.28E+04
1.75	4.35E+04	-1.01E+05	1.89E+05	-1.01E+05	1.88E+05	-8.28E+04	8.28E+04
2.50	4.36E+04	-1.64E+05	2.51E+05	-1.63E+05	2.51E+05	-8.28E+04	8.28E+04
3.75	4.37E+04	-2.67E+05	3.55E+05	-2.67E+05	3.54E+05	-8.28E+04	8.29E+04
5.00	4.39E+04	-3.70E+05	4.59E+05	-3.70E+05	4.58E+05	-8.28E+04	8.29E+04

TASK 1/PITCH MOTION/MODEL 5514

Table P-461. Minimum and Maximum of Variables M_y^{rad} and $(M_y^{\text{rad}})^*$ for the Case (LAMP-3, Task 1, Forced Pitch Motion, Model 5514 Scaled to L = 142 m, $\omega = 0.2079$ rad/s, $F_n = 0.3$)

LAMP-3							
θ_a (°)	$\langle M_y^{\text{rad}} \rangle$ Mean (kN-m)	Unfiltered M_y^{rad}		Filtered M_y^{rad}		Filtered $(M_y^{\text{rad}})^*$	
		Min. (kN-m)	Max. (kN-m)	Min. (kN-m)	Max. (kN-m)	Min. (kN-m/°)	Max. (kN-m/°)
1.00	4.35E+04	-3.93E+04	1.26E+05	-3.93E+04	1.26E+05	-8.28E+04	8.28E+04
1.75	4.35E+04	-1.01E+05	1.89E+05	-1.01E+05	1.89E+05	-8.28E+04	8.28E+04
2.50	4.36E+04	-1.64E+05	2.51E+05	-1.63E+05	2.51E+05	-8.28E+04	8.29E+04
3.75	4.37E+04	-2.67E+05	3.55E+05	-2.67E+05	3.55E+05	-8.28E+04	8.29E+04
5.00	4.39E+04	-3.70E+05	4.59E+05	-3.70E+05	4.58E+05	-8.28E+04	8.29E+04

Table P-462. Minimum and Maximum of Variables M_y^{rad} and $(M_y^{\text{rad}})^*$ for the Case (LAMP-4, Task 1, Forced Pitch Motion, Model 5514 Scaled to L = 142 m, $\omega = 0.2079$ rad/s, $F_n = 0.3$)

LAMP-4							
θ_a (°)	$\langle M_y^{\text{rad}} \rangle$ Mean (kN-m)	Unfiltered M_y^{rad}		Filtered M_y^{rad}		Filtered $(M_y^{\text{rad}})^*$	
		Min. (kN-m)	Max. (kN-m)	Min. (kN-m)	Max. (kN-m)	Min. (kN-m/°)	Max. (kN-m/°)
1.00	3.53E+04	-1.59E+05	1.60E+05	-1.53E+05	1.55E+05	-1.89E+05	1.19E+05
1.75	2.10E+04	-1.69E+05	2.24E+05	-1.60E+05	2.01E+05	-1.03E+05	1.03E+05
2.50	1.03E+04	-2.91E+05	2.52E+05	-2.75E+05	2.41E+05	-1.14E+05	9.21E+04
3.75	-9.72E+03	-4.10E+05	3.37E+05	-3.87E+05	3.14E+05	-1.00E+05	8.64E+04
5.00	-2.69E+04	-5.86E+05	4.23E+05	-5.55E+05	3.87E+05	-1.06E+05	8.27E+04

TASK 1/PITCH MOTION/MODEL 5514

Table P-463. Minimum and Maximum of Variables M_y^{rad} and $(M_y^{\text{rad}})^*$ for the Case (NFA, Task 1, Forced Pitch Motion, Model 5514 Scaled to L = 142 m, $\omega = 0.2079$ rad/s, $F_n = 0.3$)

NFA							
θ_a (°)	$\langle M_y^{\text{rad}} \rangle$	Unfiltered M_y^{rad}		Filtered M_y^{rad}		Filtered $(M_y^{\text{rad}})^*$	
	Mean (kN-m)	Min. (kN-m)	Max. (kN-m)	Min. (kN-m)	Max. (kN-m)	Min. (kN-m/°)	Max. (kN-m/°)
1.00	—	—	—	—	—	—	—
1.75	—	—	—	—	—	—	—
2.50	—	—	—	—	—	—	—
3.75	—	—	—	—	—	—	—
5.00	—	—	—	—	—	—	—

Table P-464. Minimum and Maximum of Variables M_y^{rad} and $(M_y^{\text{rad}})^*$ for the Case (NSHIPMO, Task 1, Forced Pitch Motion, Model 5514 Scaled to L = 142 m, $\omega = 0.2079$ rad/s, $F_n = 0.3$)

NSHIPMO							
θ_a (°)	$\langle M_y^{\text{rad}} \rangle$	Unfiltered M_y^{rad}		Filtered M_y^{rad}		Filtered $(M_y^{\text{rad}})^*$	
	Mean (kN-m)	Min. (kN-m)	Max. (kN-m)	Min. (kN-m)	Max. (kN-m)	Min. (kN-m/°)	Max. (kN-m/°)
1.00	4.33E+03	-6.77E+04	7.88E+04	-6.70E+04	7.83E+04	-7.13E+04	7.40E+04
1.75	1.96E+04	-1.15E+05	1.71E+05	-1.14E+05	1.70E+05	-7.63E+04	8.61E+04
2.50	2.55E+04	-1.70E+05	2.24E+05	-1.68E+05	2.17E+05	-7.72E+04	7.66E+04
3.75	3.50E+04	-2.63E+05	2.94E+05	-2.61E+05	2.92E+05	-7.89E+04	6.84E+04
5.00	4.75E+04	-3.69E+05	3.69E+05	-3.67E+05	3.50E+05	-8.29E+04	6.06E+04

TASK 1/PITCH MOTION/MODEL 5514

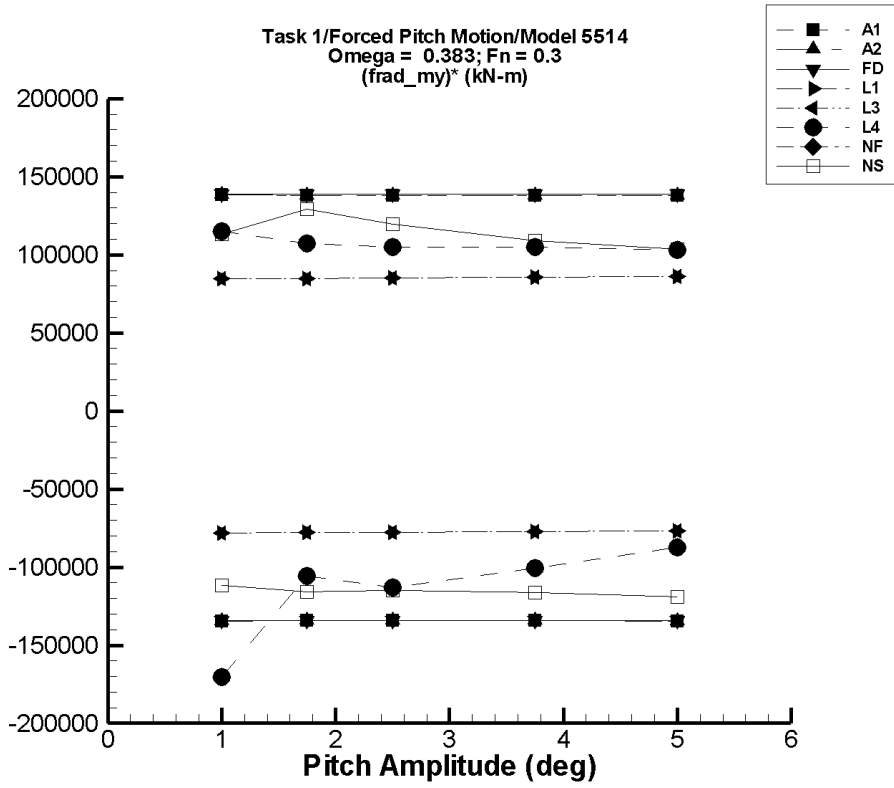


Figure P-59. Minimum and maximum of filtered $(M_y^{\text{rad}} - \langle M_y^{\text{rad}} \rangle) / \theta_a$ vs. θ_a for $\omega = 0.3831$ rad/s, $F_n = 0.3$ in the case of task 1, forced pitch motion, and Model 5514 scaled to $L = 142$ m.

TASK 1/PITCH MOTION/MODEL 5514

Table P-465. Minimum and Maximum of Variables M_y^{rad} and $(M_y^{\text{rad}})^*$ for the Case (AEGIR-1, Task 1, Forced Pitch Motion, Model 5514 Scaled to L = 142 m, $\omega = 0.3831$ rad/s, $F_n = 0.3$)

AEGIR-1							
θ_a (°)	$\langle M_y^{\text{rad}} \rangle$ Mean (kN-m)	Unfiltered M_y^{rad}		Filtered M_y^{rad}		Filtered $(M_y^{\text{rad}})^*$	
		Min. (kN-m)	Max. (kN-m)	Min. (kN-m)	Max. (kN-m)	Min. (kN-m/°)	Max. (kN-m/°)
1.00	179.	-1.41E+05	1.39E+05	-1.35E+05	1.38E+05	-1.35E+05	1.38E+05
1.75	313.	-2.45E+05	2.42E+05	-2.35E+05	2.41E+05	-1.34E+05	1.38E+05
2.50	447.	-3.51E+05	3.46E+05	-3.35E+05	3.45E+05	-1.34E+05	1.38E+05
3.75	670.	-5.26E+05	5.19E+05	-5.03E+05	5.18E+05	-1.34E+05	1.38E+05
5.00	895.	-7.02E+05	6.93E+05	-6.71E+05	6.91E+05	-1.34E+05	1.38E+05

Table P-466. Minimum and Maximum of Variables M_y^{rad} and $(M_y^{\text{rad}})^*$ for the Case (AEGIR-2, Task 1, Forced Pitch Motion, Model 5514 Scaled to L = 142 m, $\omega = 0.3831$ rad/s, $F_n = 0.3$)

AEGIR-2							
θ_a (°)	$\langle M_y^{\text{rad}} \rangle$ Mean (kN-m)	Unfiltered M_y^{rad}		Filtered M_y^{rad}		Filtered $(M_y^{\text{rad}})^*$	
		Min. (kN-m)	Max. (kN-m)	Min. (kN-m)	Max. (kN-m)	Min. (kN-m/°)	Max. (kN-m/°)
1.00	179.	-1.41E+05	1.39E+05	-1.35E+05	1.38E+05	-1.35E+05	1.38E+05
1.75	313.	-2.45E+05	2.42E+05	-2.35E+05	2.41E+05	-1.34E+05	1.38E+05
2.50	447.	-3.51E+05	3.46E+05	-3.35E+05	3.45E+05	-1.34E+05	1.38E+05
3.75	670.	-5.26E+05	5.19E+05	-5.03E+05	5.18E+05	-1.34E+05	1.38E+05
5.00	895.	-7.02E+05	6.93E+05	-6.71E+05	6.91E+05	-1.34E+05	1.38E+05

TASK 1/PITCH MOTION/MODEL 5514

Table P-467. Minimum and Maximum of Variables M_y^{rad} and $(M_y^{\text{rad}})^*$ for the Case (FREDYN, Task 1, Forced Pitch Motion, Model 5514 Scaled to L = 142 m, $\omega = 0.3831$ rad/s, $F_n = 0.3$)

FREDYN							
θ_a (°)	$\langle M_y^{\text{rad}} \rangle$	Unfiltered M_y^{rad}		Filtered M_y^{rad}		Filtered $(M_y^{\text{rad}})^*$	
	Mean (kN-m)	Min. (kN-m)	Max. (kN-m)	Min. (kN-m)	Max. (kN-m)	Min. (kN-m/°)	Max. (kN-m/°)
1.00	3.85E-03	-1.37E+05	1.37E+05	-1.36E+05	1.36E+05	-1.36E+05	1.36E+05
1.75	1.63E-02	-2.39E+05	2.39E+05	-2.39E+05	2.39E+05	-1.36E+05	1.36E+05
2.50	2.76E-02	-3.42E+05	3.42E+05	-3.41E+05	3.41E+05	-1.36E+05	1.36E+05
3.75	6.96E-02	-5.13E+05	5.13E+05	-5.11E+05	5.11E+05	-1.36E+05	1.36E+05
5.00	5.84E-02	-6.84E+05	6.84E+05	-6.82E+05	6.82E+05	-1.36E+05	1.36E+05

Table P-468. Minimum and Maximum of Variables M_y^{rad} and $(M_y^{\text{rad}})^*$ for the Case (LAMP-1, Task 1, Forced Pitch Motion, Model 5514 Scaled to L = 142 m, $\omega = 0.3831$ rad/s, $F_n = 0.3$)

LAMP-1							
θ_a (°)	$\langle M_y^{\text{rad}} \rangle$	Unfiltered M_y^{rad}		Filtered M_y^{rad}		Filtered $(M_y^{\text{rad}})^*$	
	Mean (kN-m)	Min. (kN-m)	Max. (kN-m)	Min. (kN-m)	Max. (kN-m)	Min. (kN-m/°)	Max. (kN-m/°)
1.00	4.36E+04	-3.75E+04	1.25E+05	-3.74E+04	1.25E+05	-8.10E+04	8.18E+04
1.75	4.39E+04	-9.75E+04	1.88E+05	-9.74E+04	1.87E+05	-8.07E+04	8.20E+04
2.50	4.43E+04	-1.57E+05	2.50E+05	-1.57E+05	2.50E+05	-8.04E+04	8.23E+04
3.75	4.52E+04	-2.55E+05	3.56E+05	-2.55E+05	3.56E+05	-7.99E+04	8.28E+04
5.00	4.65E+04	-3.51E+05	4.64E+05	-3.51E+05	4.63E+05	-7.95E+04	8.33E+04

TASK 1/PITCH MOTION/MODEL 5514

Table P-469. Minimum and Maximum of Variables M_y^{rad} and $(M_y^{\text{rad}})^*$ for the Case (LAMP-3, Task 1, Forced Pitch Motion, Model 5514 Scaled to L = 142 m, $\omega = 0.3831$ rad/s, $F_n = 0.3$)

LAMP-3							
θ_a (°)	$\langle M_y^{\text{rad}} \rangle$ Mean (kN-m)	Unfiltered M_y^{rad}		Filtered M_y^{rad}		Filtered $(M_y^{\text{rad}})^*$	
		Min. (kN-m)	Max. (kN-m)	Min. (kN-m)	Max. (kN-m)	Min. (kN-m/°)	Max. (kN-m/°)
1.00	4.36E+04	-3.75E+04	1.25E+05	-3.74E+04	1.25E+05	-8.10E+04	8.18E+04
1.75	4.39E+04	-9.75E+04	1.88E+05	-9.74E+04	1.87E+05	-8.07E+04	8.20E+04
2.50	4.42E+04	-1.57E+05	2.50E+05	-1.57E+05	2.50E+05	-8.04E+04	8.23E+04
3.75	4.52E+04	-2.55E+05	3.56E+05	-2.55E+05	3.56E+05	-7.99E+04	8.28E+04
5.00	4.65E+04	-3.51E+05	4.64E+05	-3.51E+05	4.63E+05	-7.95E+04	8.33E+04

Table P-470. Minimum and Maximum of Variables M_y^{rad} and $(M_y^{\text{rad}})^*$ for the Case (LAMP-4, Task 1, Forced Pitch Motion, Model 5514 Scaled to L = 142 m, $\omega = 0.3831$ rad/s, $F_n = 0.3$)

LAMP-4							
θ_a (°)	$\langle M_y^{\text{rad}} \rangle$ Mean (kN-m)	Unfiltered M_y^{rad}		Filtered M_y^{rad}		Filtered $(M_y^{\text{rad}})^*$	
		Min. (kN-m)	Max. (kN-m)	Min. (kN-m)	Max. (kN-m)	Min. (kN-m/°)	Max. (kN-m/°)
1.00	3.59E+04	-1.45E+05	1.54E+05	-1.37E+05	1.48E+05	-1.73E+05	1.12E+05
1.75	2.56E+04	-1.92E+05	2.27E+05	-1.65E+05	2.08E+05	-1.09E+05	1.04E+05
2.50	1.76E+04	-2.90E+05	2.87E+05	-2.72E+05	2.74E+05	-1.16E+05	1.02E+05
3.75	1.01E+04	-3.95E+05	4.31E+05	-3.76E+05	3.94E+05	-1.03E+05	1.02E+05
5.00	2.82E+03	-4.81E+05	5.34E+05	-4.46E+05	5.06E+05	-8.97E+04	1.01E+05

TASK 1/PITCH MOTION/MODEL 5514

Table P-471. Minimum and Maximum of Variables M_y^{rad} and $(M_y^{\text{rad}})^*$ for the Case (NFA, Task 1, Forced Pitch Motion, Model 5514 Scaled to L = 142 m, $\omega = 0.3831$ rad/s, $F_n = 0.3$)

NFA							
θ_a (°)	$\langle M_y^{\text{rad}} \rangle$	Unfiltered M_y^{rad}		Filtered M_y^{rad}		Filtered $(M_y^{\text{rad}})^*$	
	Mean (kN-m)	Min. (kN-m)	Max. (kN-m)	Min. (kN-m)	Max. (kN-m)	Min. (kN-m/°)	Max. (kN-m/°)
1.00	—	—	—	—	—	—	—
1.75	—	—	—	—	—	—	—
2.50	—	—	—	—	—	—	—
3.75	—	—	—	—	—	—	—
5.00	—	—	—	—	—	—	—

Table P-472. Minimum and Maximum of Variables M_y^{rad} and $(M_y^{\text{rad}})^*$ for the Case (NSHIPMO, Task 1, Forced Pitch Motion, Model 5514 Scaled to L = 142 m, $\omega = 0.3831$ rad/s, $F_n = 0.3$)

NSHIPMO							
θ_a (°)	$\langle M_y^{\text{rad}} \rangle$	Unfiltered M_y^{rad}		Filtered M_y^{rad}		Filtered $(M_y^{\text{rad}})^*$	
	Mean (kN-m)	Min. (kN-m)	Max. (kN-m)	Min. (kN-m)	Max. (kN-m)	Min. (kN-m/°)	Max. (kN-m/°)
1.00	864.	-1.12E+05	1.15E+05	-1.11E+05	1.14E+05	-1.12E+05	1.13E+05
1.75	1.45E+04	-1.90E+05	2.43E+05	-1.88E+05	2.41E+05	-1.16E+05	1.29E+05
2.50	1.55E+04	-2.76E+05	3.25E+05	-2.72E+05	3.15E+05	-1.15E+05	1.20E+05
3.75	1.68E+04	-4.23E+05	4.43E+05	-4.20E+05	4.25E+05	-1.16E+05	1.09E+05
5.00	2.56E+04	-5.71E+05	5.95E+05	-5.68E+05	5.43E+05	-1.19E+05	1.03E+05

TASK 1/PITCH MOTION/MODEL 5514

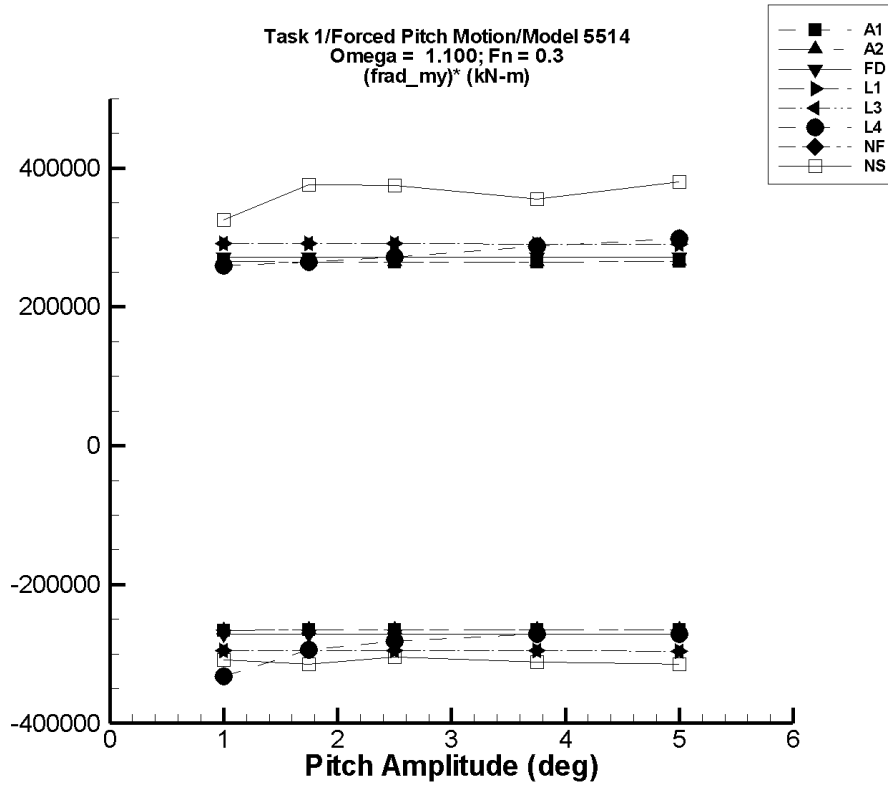


Figure P-60. Minimum and maximum of filtered $(M_y^{\text{rad}} - \langle M_y^{\text{rad}} \rangle) / \theta_a$ vs. θ_a for $\omega = 1.1000$ rad/s, $F_n = 0.3$ in the case of task 1, forced pitch motion, and Model 5514 scaled to $L = 142$ m.

TASK 1/PITCH MOTION/MODEL 5514

Table P-473. Minimum and Maximum of Variables M_y^{rad} and $(M_y^{\text{rad}})^*$ for the Case (AEGIR-1, Task 1, Forced Pitch Motion, Model 5514 Scaled to L = 142 m, $\omega = 1.1000$ rad/s, $F_n = 0.3$)

AEGIR-1							
θ_a (°)	$\langle M_y^{\text{rad}} \rangle$ Mean (kN-m)	Unfiltered M_y^{rad}		Filtered M_y^{rad}		Filtered $(M_y^{\text{rad}})^*$	
		Min. (kN-m)	Max. (kN-m)	Min. (kN-m)	Max. (kN-m)	Min. (kN-m/°)	Max. (kN-m/°)
1.00	-1.77E+03	-2.77E+05	2.73E+05	-2.68E+05	2.64E+05	-2.66E+05	2.66E+05
1.75	-3.09E+03	-4.82E+05	4.76E+05	-4.67E+05	4.60E+05	-2.65E+05	2.65E+05
2.50	-4.41E+03	-6.89E+05	6.81E+05	-6.68E+05	6.57E+05	-2.65E+05	2.65E+05
3.75	-6.62E+03	-1.03E+06	1.02E+06	-1.00E+06	9.86E+05	-2.65E+05	2.65E+05
5.00	-8.83E+03	-1.38E+06	1.36E+06	-1.34E+06	1.32E+06	-2.66E+05	2.65E+05

Table P-474. Minimum and Maximum of Variables M_y^{rad} and $(M_y^{\text{rad}})^*$ for the Case (AEGIR-2, Task 1, Forced Pitch Motion, Model 5514 Scaled to L = 142 m, $\omega = 1.1000$ rad/s, $F_n = 0.3$)

AEGIR-2							
θ_a (°)	$\langle M_y^{\text{rad}} \rangle$ Mean (kN-m)	Unfiltered M_y^{rad}		Filtered M_y^{rad}		Filtered $(M_y^{\text{rad}})^*$	
		Min. (kN-m)	Max. (kN-m)	Min. (kN-m)	Max. (kN-m)	Min. (kN-m/°)	Max. (kN-m/°)
1.00	-1.77E+03	-2.77E+05	2.73E+05	-2.68E+05	2.64E+05	-2.66E+05	2.66E+05
1.75	-3.09E+03	-4.82E+05	4.76E+05	-4.67E+05	4.60E+05	-2.65E+05	2.65E+05
2.50	-4.41E+03	-6.89E+05	6.81E+05	-6.68E+05	6.57E+05	-2.65E+05	2.65E+05
3.75	-6.62E+03	-1.03E+06	1.02E+06	-1.00E+06	9.86E+05	-2.65E+05	2.65E+05
5.00	-8.83E+03	-1.38E+06	1.36E+06	-1.34E+06	1.32E+06	-2.66E+05	2.65E+05

TASK 1/PITCH MOTION/MODEL 5514

Table P-475. Minimum and Maximum of Variables M_y^{rad} and $(M_y^{\text{rad}})^*$ for the Case (FREDYN, Task 1, Forced Pitch Motion, Model 5514 Scaled to L = 142 m, $\omega = 1.1000$ rad/s, $F_n = 0.3$)

FREDYN							
θ_a (°)	$\langle M_y^{\text{rad}} \rangle$ Mean (kN-m)	Unfiltered M_y^{rad}		Filtered M_y^{rad}		Filtered $(M_y^{\text{rad}})^*$	
		Min. (kN-m)	Max. (kN-m)	Min. (kN-m)	Max. (kN-m)	Min. (kN-m/°)	Max. (kN-m/°)
1.00	-5.05E-04	-2.80E+05	2.80E+05	-2.72E+05	2.72E+05	-2.72E+05	2.72E+05
1.75	2.06E-02	-4.91E+05	4.90E+05	-4.76E+05	4.75E+05	-2.72E+05	2.72E+05
2.50	2.32E-02	-7.01E+05	7.00E+05	-6.79E+05	6.79E+05	-2.72E+05	2.72E+05
3.75	6.04E-02	-1.05E+06	1.05E+06	-1.02E+06	1.02E+06	-2.72E+05	2.72E+05
5.00	5.59E-02	-1.40E+06	1.40E+06	-1.36E+06	1.36E+06	-2.72E+05	2.72E+05

Table P-476. Minimum and Maximum of Variables M_y^{rad} and $(M_y^{\text{rad}})^*$ for the Case (LAMP-1, Task 1, Forced Pitch Motion, Model 5514 Scaled to L = 142 m, $\omega = 1.1000$ rad/s, $F_n = 0.3$)

LAMP-1							
θ_a (°)	$\langle M_y^{\text{rad}} \rangle$ Mean (kN-m)	Unfiltered M_y^{rad}		Filtered M_y^{rad}		Filtered $(M_y^{\text{rad}})^*$	
		Min. (kN-m)	Max. (kN-m)	Min. (kN-m)	Max. (kN-m)	Min. (kN-m/°)	Max. (kN-m/°)
1.00	4.48E+04	-2.52E+05	3.41E+05	-2.49E+05	3.38E+05	-2.93E+05	2.93E+05
1.75	4.69E+04	-4.73E+05	5.65E+05	-4.67E+05	5.59E+05	-2.94E+05	2.93E+05
2.50	5.02E+04	-6.93E+05	7.90E+05	-6.84E+05	7.82E+05	-2.94E+05	2.93E+05
3.75	5.82E+04	-1.06E+06	1.17E+06	-1.04E+06	1.15E+06	-2.94E+05	2.92E+05
5.00	6.95E+04	-1.42E+06	1.55E+06	-1.40E+06	1.53E+06	-2.95E+05	2.92E+05

TASK 1/PITCH MOTION/MODEL 5514

Table P-477. Minimum and Maximum of Variables M_y^{rad} and $(M_y^{\text{rad}})^*$ for the Case (LAMP-3, Task 1, Forced Pitch Motion, Model 5514 Scaled to L = 142 m, $\omega = 1.1000$ rad/s, $F_n = 0.3$)

LAMP-3							
θ_a (°)	$\langle M_y^{\text{rad}} \rangle$ Mean (kN-m)	Unfiltered M_y^{rad}		Filtered M_y^{rad}		Filtered $(M_y^{\text{rad}})^*$	
		Min. (kN-m)	Max. (kN-m)	Min. (kN-m)	Max. (kN-m)	Min. (kN-m/°)	Max. (kN-m/°)
1.00	4.47E+04	-2.52E+05	3.41E+05	-2.49E+05	3.38E+05	-2.93E+05	2.93E+05
1.75	4.69E+04	-4.73E+05	5.65E+05	-4.67E+05	5.59E+05	-2.94E+05	2.93E+05
2.50	5.02E+04	-6.93E+05	7.90E+05	-6.84E+05	7.81E+05	-2.94E+05	2.93E+05
3.75	5.82E+04	-1.06E+06	1.17E+06	-1.04E+06	1.15E+06	-2.94E+05	2.92E+05
5.00	6.95E+04	-1.42E+06	1.55E+06	-1.40E+06	1.53E+06	-2.95E+05	2.92E+05

Table P-478. Minimum and Maximum of Variables M_y^{rad} and $(M_y^{\text{rad}})^*$ for the Case (LAMP-4, Task 1, Forced Pitch Motion, Model 5514 Scaled to L = 142 m, $\omega = 1.1000$ rad/s, $F_n = 0.3$)

LAMP-4							
θ_a (°)	$\langle M_y^{\text{rad}} \rangle$ Mean (kN-m)	Unfiltered M_y^{rad}		Filtered M_y^{rad}		Filtered $(M_y^{\text{rad}})^*$	
		Min. (kN-m)	Max. (kN-m)	Min. (kN-m)	Max. (kN-m)	Min. (kN-m/°)	Max. (kN-m/°)
1.00	2.75E+04	-3.17E+05	3.22E+05	-3.03E+05	2.89E+05	-3.31E+05	2.61E+05
1.75	1.36E+04	-5.18E+05	5.45E+05	-4.96E+05	4.81E+05	-2.91E+05	2.67E+05
2.50	5.58E+03	-7.18E+05	8.15E+05	-6.91E+05	6.94E+05	-2.78E+05	2.75E+05
3.75	-2.52E+03	-1.02E+06	1.35E+06	-1.01E+06	1.09E+06	-2.67E+05	2.92E+05
5.00	-1.47E+04	-1.38E+06	1.93E+06	-1.35E+06	1.50E+06	-2.67E+05	3.03E+05

TASK 1/PITCH MOTION/MODEL 5514

Table P-479. Minimum and Maximum of Variables M_y^{rad} and $(M_y^{\text{rad}})^*$ for the Case (NFA, Task 1, Forced Pitch Motion, Model 5514 Scaled to L = 142 m, $\omega = 1.1000$ rad/s, $F_n = 0.3$)

NFA							
θ_a (°)	$\langle M_y^{\text{rad}} \rangle$	Unfiltered M_y^{rad}		Filtered M_y^{rad}		Filtered $(M_y^{\text{rad}})^*$	
	Mean (kN-m)	Min. (kN-m)	Max. (kN-m)	Min. (kN-m)	Max. (kN-m)	Min. (kN-m/°)	Max. (kN-m/°)
1.00	—	—	—	—	—	—	—
1.75	—	—	—	—	—	—	—
2.50	—	—	—	—	—	—	—
3.75	—	—	—	—	—	—	—
5.00	—	—	—	—	—	—	—

Table P-480. Minimum and Maximum of Variables M_y^{rad} and $(M_y^{\text{rad}})^*$ for the Case (NSHIPMO, Task 1, Forced Pitch Motion, Model 5514 Scaled to L = 142 m, $\omega = 1.1000$ rad/s, $F_n = 0.3$)

NSHIPMO							
θ_a (°)	$\langle M_y^{\text{rad}} \rangle$	Unfiltered M_y^{rad}		Filtered M_y^{rad}		Filtered $(M_y^{\text{rad}})^*$	
	Mean (kN-m)	Min. (kN-m)	Max. (kN-m)	Min. (kN-m)	Max. (kN-m)	Min. (kN-m/°)	Max. (kN-m/°)
1.00	-1.74E+04	-3.30E+05	3.12E+05	-3.27E+05	3.08E+05	-3.09E+05	3.25E+05
1.75	-4.37E+03	-5.62E+05	6.66E+05	-5.55E+05	6.54E+05	-3.15E+05	3.76E+05
2.50	-2.88E+04	-7.98E+05	9.74E+05	-7.91E+05	9.08E+05	-3.05E+05	3.75E+05
3.75	-7.69E+04	-1.25E+06	1.44E+06	-1.25E+06	1.26E+06	-3.12E+05	3.56E+05
5.00	-9.84E+04	-1.68E+06	2.20E+06	-1.67E+06	1.80E+06	-3.14E+05	3.80E+05