

# VERTICAL CAVITY LASERS FOR ATOMIC TIME STANDARDS

Hans P. Zappe  
Centre Suisse d'Electronique et de Microtechnique  
Zurich, Switzerland

## Abstract

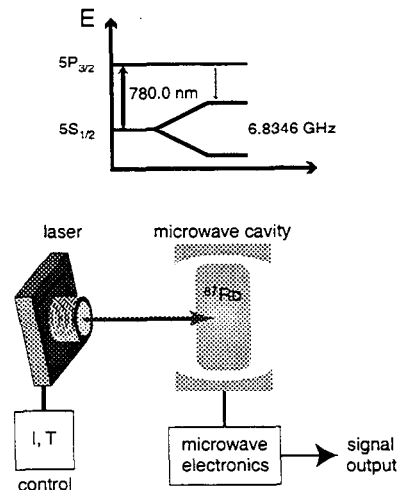
The availability of Vertical Cavity Lasers (VCSELs) has allowed the development of new generations of optical systems, which can benefit from the small size, low power consumption, and high reliability of these light sources. Among diode laser families, VCSELs are particularly attractive for a number of reasons: (1) relatively simple and robust fabrication; (2) very low threshold current and, thus, low power consumption; (3) surface emission, thus simplified packaging and two-dimensional array capabilities; (4) circular emission apertures and, thus, good beam shape in the near and far-field; and (5) single-mode emission with a high wavelength tuning rate and range.

Rubidium- or cesium-based atomic time standards could benefit greatly from the use of customized VCSELs as a pump for Rb or Cs. Required is a high spectral purity coupled with emission at precisely the pump wavelengths of interest: 780 or 852 nm. The Swiss Center for Electronics and Microtechnology (CSEM) has developed VCSELs for atomic time standard applications, which fulfill these requirements, and is preparing their industrialization. Optimized laser parameters include single-mode emission with a high side-mode suppression ratio, polarization stability, narrow linewidth, high tunability, and low noise. In this paper, we will discuss the principles underlying VCSEL operation, the required fabrication technology, and, finally, the electro-optical characteristics as these relate to the use of VCSELs in atomic clocks.

We will present device results on 780 nm VCSELs customized for operation at elevated temperatures for use in Rb time standards. An emphasis will be placed on spectral properties, tunability, and stability. Based on these developments, it is expected that VCSELs may soon play a significant role in a new generation of compact atomic time standards.

## Lasers for atomic clocks

- Optical pump source for Rb or Cs
- VCSEL features
  - Compact
  - Low power
  - High efficiency
- System features
  - Small size
  - Low power



# Report Documentation Page

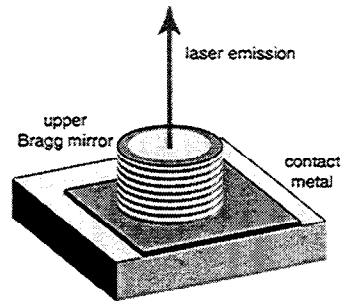
Form Approved  
OMB No. 0704-0188

Public reporting burden for the collection of information is estimated to average 1 hour per response, including the time for reviewing instructions, searching existing data sources, gathering and maintaining the data needed, and completing and reviewing the collection of information. Send comments regarding this burden estimate or any other aspect of this collection of information, including suggestions for reducing this burden, to Washington Headquarters Services, Directorate for Information Operations and Reports, 1215 Jefferson Davis Highway, Suite 1204, Arlington VA 22202-4302. Respondents should be aware that notwithstanding any other provision of law, no person shall be subject to a penalty for failing to comply with a collection of information if it does not display a currently valid OMB control number.

1. REPORT DATE <b>DEC 1999</b>		2. REPORT TYPE		3. DATES COVERED <b>00-00-1999 to 00-00-1999</b>	
4. TITLE AND SUBTITLE <b>Vertical Cavity Lasers for Atomic Time Standards</b>				5a. CONTRACT NUMBER	
				5b. GRANT NUMBER	
				5c. PROGRAM ELEMENT NUMBER	
6. AUTHOR(S)				5d. PROJECT NUMBER	
				5e. TASK NUMBER	
				5f. WORK UNIT NUMBER	
7. PERFORMING ORGANIZATION NAME(S) AND ADDRESS(ES) <b>Centre Suisse d'Electronique e.t de Microtechnique,Zurich, Switzerland,</b>				8. PERFORMING ORGANIZATION REPORT NUMBER	
9. SPONSORING/MONITORING AGENCY NAME(S) AND ADDRESS(ES)				10. SPONSOR/MONITOR'S ACRONYM(S)	
				11. SPONSOR/MONITOR'S REPORT NUMBER(S)	
12. DISTRIBUTION/AVAILABILITY STATEMENT <b>Approved for public release; distribution unlimited</b>					
13. SUPPLEMENTARY NOTES <b>See also ADM001481. 31st Annual Precise Time and Time Interval (PTTI) Planning Meeting, 7-9 December 1999, Dana Point, CA</b>					
14. ABSTRACT <b>see report</b>					
15. SUBJECT TERMS					
16. SECURITY CLASSIFICATION OF:			17. LIMITATION OF ABSTRACT <b>Same as Report (SAR)</b>	18. NUMBER OF PAGES <b>7</b>	19a. NAME OF RESPONSIBLE PERSON
a. REPORT <b>unclassified</b>	b. ABSTRACT <b>unclassified</b>	c. THIS PAGE <b>unclassified</b>			

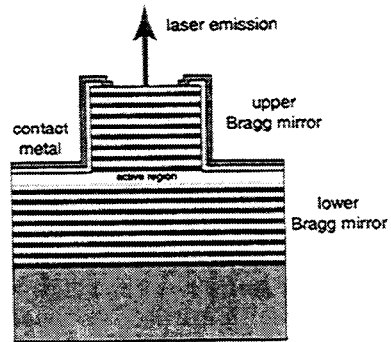
# Why VCSELs ?

- Surface emission
- Circular beam profile
- Low threshold current
- Single longitudinal mode
- Narrow linewidth
- On-wafer testing
- Low cost potential




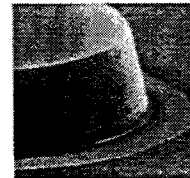
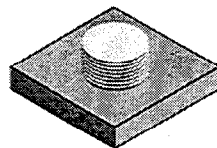

## VCSEL: structure

- Vertical laser cavity
- Bragg mirrors
  - Epitaxially grown
  - Wavelength selective
- Emission wavelength
  - Gain & cavity overlap
  - Defined during growth
- Etched laser mesa




## Fabrication I

- Epitaxy
  - Mirror growth
  - Active region growth
- Mesa etch
  - Lateral definition
- Dielectric
  - Surface passivation
  - Aperture opening



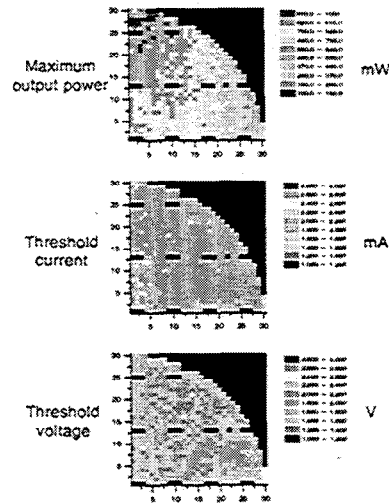
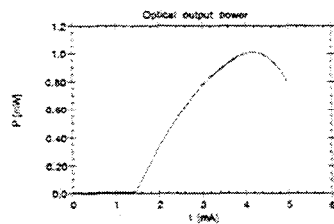
# Fabrication II

- Metallization
  - Front & back-side
- 2" wafer
  - 6,800 VCSELs
- Separation
  - Cleave
  - Saw
- Packaging
  - TO cans or chips



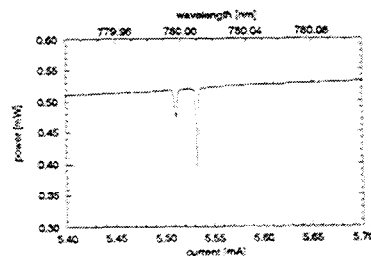
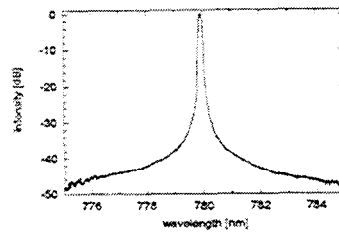
## Basic characterization

- Electro-optical maps
  - P vs I
  - $I_{th}$  &  $V_{th}$
  - Fully automated



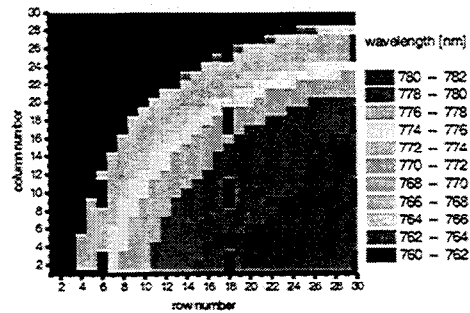
## Spectrum

- $\lambda = 780.0 \text{ nm}$ 
  - Room temperature
  - $70^\circ$  by design
- Tuning
  - Current
    - $0.05 - 0.5 \text{ nm / mA}$
  - Temperature
    - $0.6 \text{ nm / }^\circ\text{C}$
- Single longitudinal mode



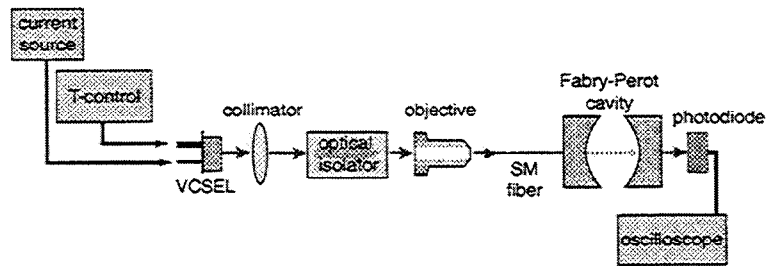
# Wavelength uniformity

- Wavelength map
  - Automated testing
  - 1 nm resolution
- Non-uniformity
  - edge effects
  - Process effects
- Yield
  - f (required  $\Delta\lambda$ )



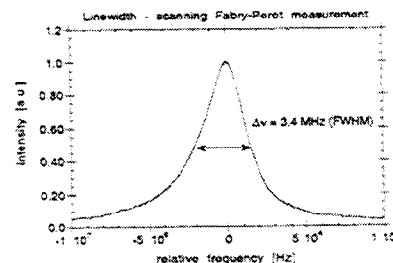
# Linewidth I

- Scanning spherical mirror Fabry–Perot
- Resolution:  $\Delta\nu < 600$  kHz
- AR–coated collimator: feedback  $\ll 1$  nW



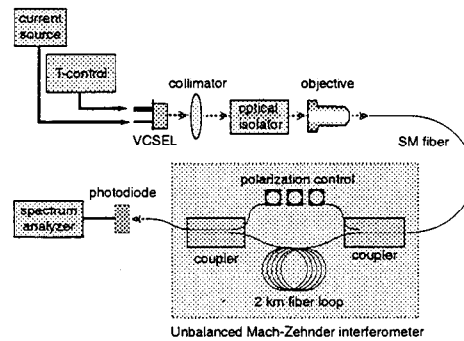
# Scanning FP linewidth

- Low–noise I–source:
  - $RIN < 10^{-14}$  Hz<sup>-1</sup>
  - $I_{\text{noise}} < 0.6$  nA/ $\sqrt{\text{Hz}}$
- $I = 5.4$  mA
- $T = 25^\circ$  C
- $\Delta\nu = 3.4 \pm 0.6$  MHz  
(average of 100 measurements)



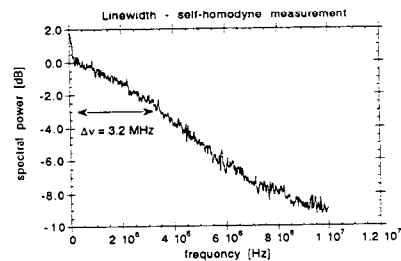
# Linewidth II

- Delayed self-homodyne interferometer
- 2 km SM fiber delay line
- Resolution:  $\Delta\nu < 100$  kHz



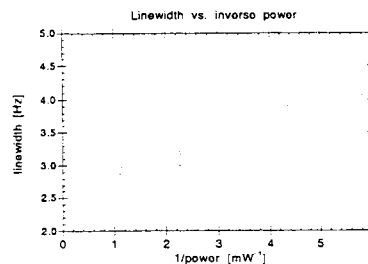
## Self-homodyne linewidth

- Lorentzian curve fit
- Same low-noise current source
- $I = 5.4$  mA
- $T = 25^\circ$  C
- $\Delta\nu = 3.2$  MHz



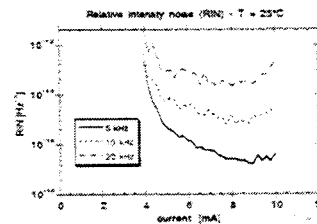
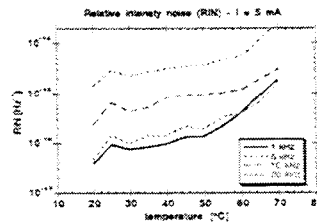
## Linewidth vs. power

- Plot  $\Delta\nu$  vs.  $1/P$
- Residual linewidth
  - $\sim 2.4$  MHz
- Linewidth $\cdot P$  product
  - $\sim 305$  kHz $\cdot$ mW



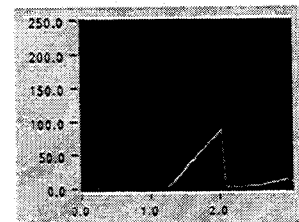
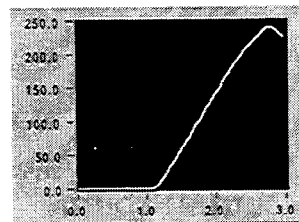
# Noise

- Detector:
  - NEP < 31 pW/√Hz
- RIN(T) at I = 5 mA
- RIN(I) at T = 25°C
- Additional factors
  - Polarization stability



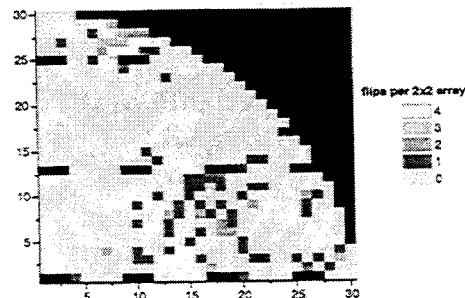
# Polarization stability

- Circularly symmetric aperture
- Polarization flip at particular I
- Possible factors:
  - I & E distribution
  - Strain
  - Birefringence
  - Dichroism



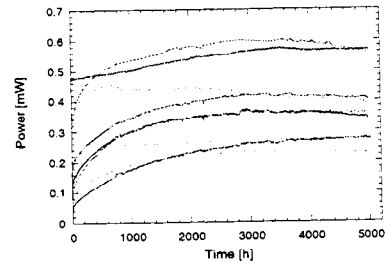
# Polarization flips: distribution

- Measurement
  - PI curve w/ pol filter
- Current range
  - $0 < I < 1.5 \cdot I_{th}$
- Polarization stability
  - Typical ~ 4% flips
  - Smaller apertures are better



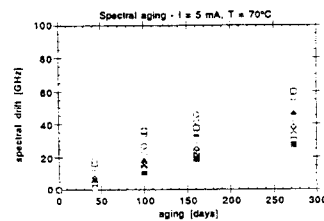
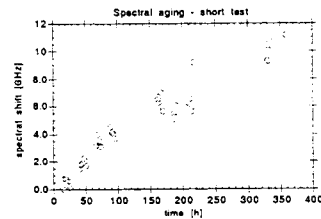
# Lifetime & aging

- Continuous operation
  - 60 lasers
  - $25 \leq T \leq 100^\circ\text{C}$
  - Power monitored
- Demonstrated
  - $\sim 10^4$  h
- Planned expansion
  - $> 2^300$  lasers
  - $T \leq 150^\circ\text{C}$



# Spectral aging

- Lock to 780 nm Rb line
  - Resolution  $\sim 0.2$  GHz
- Short term red shift
  - $0.1 - 1.0$  GHz / day
- Long term red shift
  - $0.15$  GHz / day
  - $3 \cdot 10^{-4}$  nm / day
- Current adjustment
  - $300 \mu\text{A}$  / year



# Summary

- VCSELs are great
  - Low power & high efficiency
  - Wavelength & linewidth
  - Manufacturability
- VCSELs need work
  - Lifetime & aging
  - Polarization stability