



U.S. Army Research, Development and Engineering Command



TECHNOLOGY DRIVEN. WARFIGHTER FOCUSED.

MATREX Simulation Architecture

DoD M&S Conference

10 March 2008

Report Documentation Page

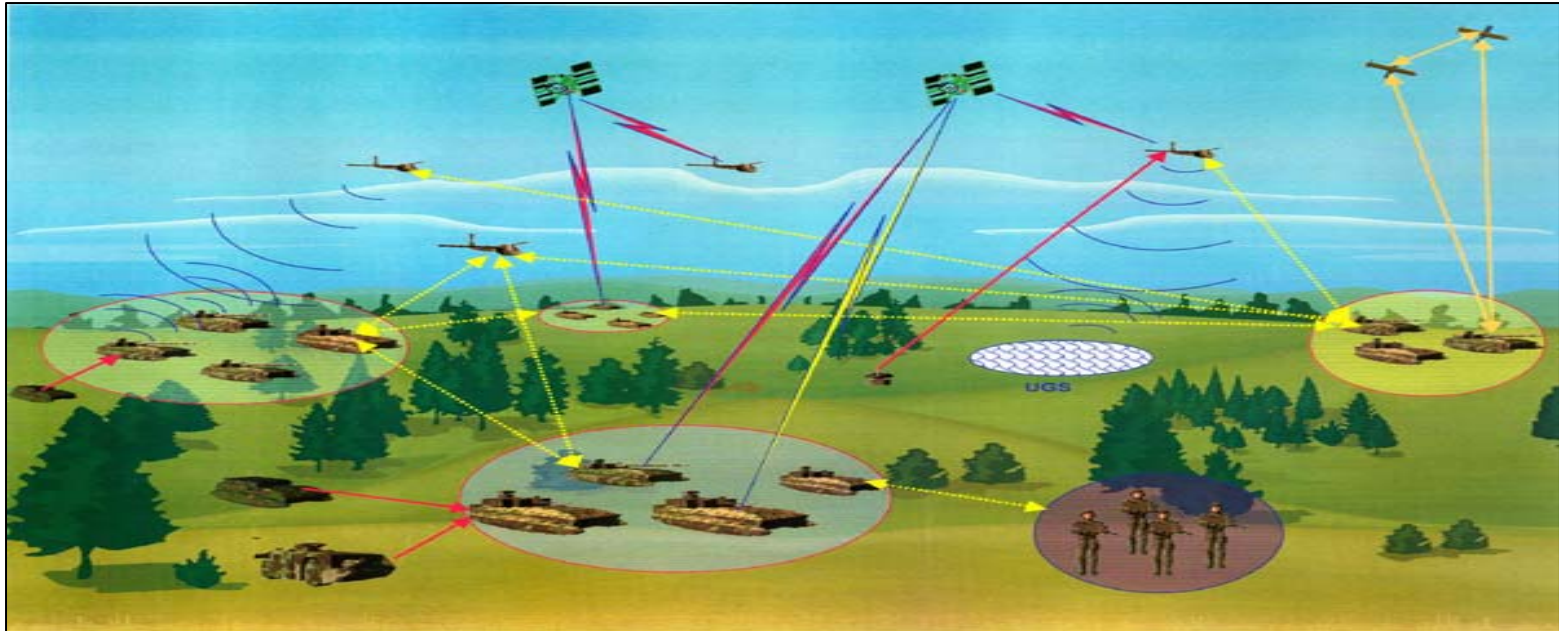
Form Approved
OMB No. 0704-0188

Public reporting burden for the collection of information is estimated to average 1 hour per response, including the time for reviewing instructions, searching existing data sources, gathering and maintaining the data needed, and completing and reviewing the collection of information. Send comments regarding this burden estimate or any other aspect of this collection of information, including suggestions for reducing this burden, to Washington Headquarters Services, Directorate for Information Operations and Reports, 1215 Jefferson Davis Highway, Suite 1204, Arlington VA 22202-4302. Respondents should be aware that notwithstanding any other provision of law, no person shall be subject to a penalty for failing to comply with a collection of information if it does not display a currently valid OMB control number.



1. REPORT DATE 10 MAR 2008		2. REPORT TYPE N/A		3. DATES COVERED -	
4. TITLE AND SUBTITLE MATREX Simulation Architecture				5a. CONTRACT NUMBER	
				5b. GRANT NUMBER	
				5c. PROGRAM ELEMENT NUMBER	
6. AUTHOR(S)				5d. PROJECT NUMBER	
				5e. TASK NUMBER	
				5f. WORK UNIT NUMBER	
7. PERFORMING ORGANIZATION NAME(S) AND ADDRESS(ES) U.S. Army Research, Development and Engineering Command				8. PERFORMING ORGANIZATION REPORT NUMBER	
9. SPONSORING/MONITORING AGENCY NAME(S) AND ADDRESS(ES)				10. SPONSOR/MONITOR'S ACRONYM(S)	
				11. SPONSOR/MONITOR'S REPORT NUMBER(S)	
12. DISTRIBUTION/AVAILABILITY STATEMENT Approved for public release, distribution unlimited					
13. SUPPLEMENTARY NOTES 2008 DoD M&S (Modeling and Simulation) Conference Presentations held in Orlando, Florida on March 10 - 14, 2008, The original document contains color images.					
14. ABSTRACT					
15. SUBJECT TERMS					
16. SECURITY CLASSIFICATION OF:			17. LIMITATION OF ABSTRACT	18. NUMBER OF PAGES	19a. NAME OF RESPONSIBLE PERSON
a. REPORT unclassified	b. ABSTRACT unclassified	c. THIS PAGE unclassified			

The MATREX program has a mission to provide a collection of multi-fidelity models, simulations and tools are integrated into an established architecture to conduct analyses, experimentation and technology trade-offs.

Modeled Military Phenomenon
& Services / Functions



Simulation
Support Services



Data Collection & Analysis
Simulation Initialization
System Monitoring / Management
Software Tools for System Integration & Testing
M&S Architectural Design Pattern Best Practices



- The MATREX architecture is designed to provide a robust, scalable and multi-resolution M&S environment intended to be used for the following purposes:
 - Network-Centric Warfare (NCW) analysis
 - Support of experimentation
 - Technology tradeoffs
 - Gaps assessment
 - Concept development
 - Testing
- Modeling capabilities for information representation and human behaviors, supported by Army models to simulate the battlefield, gives analysts the ability to conduct experiments to study the effect of information on decision making
- Our Service-Oriented Architecture (SOA) provides for a multi-resolution, composable, extensible and scalable environment
- We can drive system design by selection of functional capabilities
 - The MATREX has implemented a Systems Engineering product to link military functional requirements to simulation application specifications through system design



Benefits Overview



- The collection of RDECOM high fidelity and high resolution models provides a collaborative and thorough modeling & simulation environment with best of breed models closely integrated and managed
- Our Service-Oriented Architecture design paradigm best fits the MATREX architecture functional goal decomposition for the following reasons:
 - Allows coordination of M&S capabilities at a macro level.
 - Enables delegation of capabilities to the appropriate center of excellence.
 - Eases ability for consistent (fair fight) modeling of operational capabilities.
 - Provides composable simulation environment with user defined resolution, fidelity and model selection.
 - Encapsulation for autonomy and optimization of services.
 - Interface abstraction for consistency and limited changes to the system with each service modification.



Features and Capabilities



- **Functional Architecture Features**
 - Functionally integrated and synchronized set of warfare modeling capabilities
 - Emphasis on functions required to analyze Network-Centric Warfare (NCW)
 - Information dissemination & Common Operating Picture (COP) management
 - Human behavior modeling
 - Multiple fidelity & multi-resolution functional services
 - Unmanned systems
 - Environment and more
- **Technical Architecture Features**
 - Service-Oriented Architecture to facilitate function encapsulation, functional expertise delegation, flexibility and composability for multiple customer use cases
 - System-wide design patterns to facilitate centralized system management including simulation initialization and data collection and analysis
 - Advanced federate and system-wide testing capability,
 - System monitoring and management down to the component level
 - Collection of models functionally integrated to perform the required functions of NCW
 - Ability to run simulation environment on multiple simulation transport protocols

- Network Centric Warfare decomposition, functional capabilities & data collection for analysis
- Simulation support tools including scenario ingestion, simulation initialization, advanced testing, and a development library for middleware abstraction
- Cross-domain collaboration to support modeling & simulation
- Full integration of OneSAF into the MATREX architecture
- Support for additional middleware protocols
- FCS LSI Support via models and system architecture
- Experiment support for multiple sites



Customers



- RDECOM (RDEC's)
 - Aviation and Missile Research, Development and Engineering Center (AMRDEC)
 - Armament Research, Development and Engineering Center (ARDEC)
 - Army Research Laboratory (ARL)
 - Communications-Electronics Research, Development and Engineering Center (CERDEC - Belvoir/Monmouth)
 - Natick Soldier Research, Development and Engineering Center (NSRDEC)
 - Simulation & Training, Technology Center (STTC)
 - Tank and Automotive Research, Development and Engineering Center (TARDEC)
- FCS/LSI
- ATEC
 - OTC
- TRADOC
 - Battle Laboratory Collaborative Simulation Environment (BLCSE)
 - Mounted Maneuver Battlespace Lab (MMBL)
 - Product Manager Command, Control, Communications, Computers, Intelligence, Surveillance and Reconnaissance On-The-Move (PM C4ISR OTM) Testbed

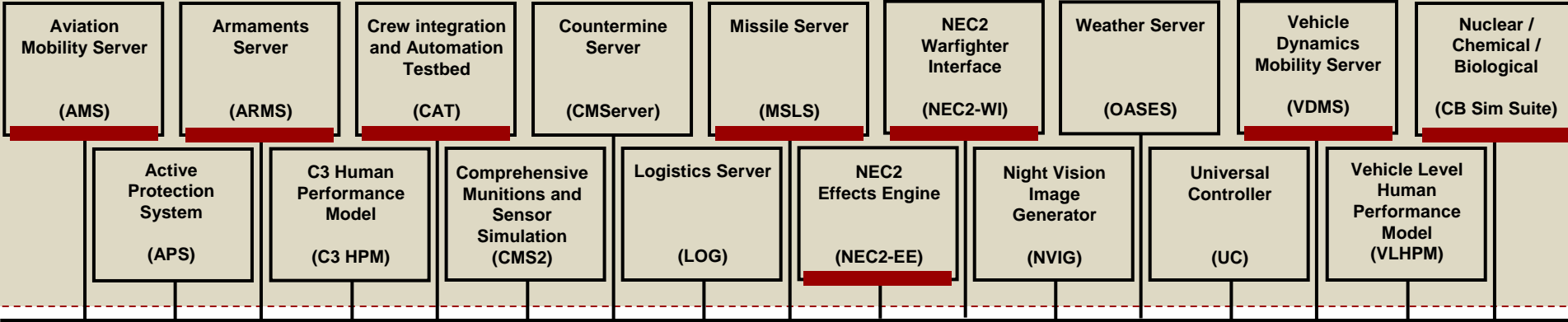
Name	Title	Phone	Email
Government:			
Tom Hurt	MATREX PM	(703) 806-0995	tom.hurt@us.army.mil
Chris Metevier	MATREX Deputy PM	(407) 384-3865	chris.metevier@us.army.mil
Contractors:			
Gary Smith	Design & Dev Lead	(703) 425-2205 ext. 224	gsmith@d-a-s.com
Scott Gallant	Architect	(703) 425-2205 ext. 214	scott@stilogic.com
Sid Antommarchi	Systems Engineer Lead	(703) 428-6993	sidney.antommarchi@ us.army.mil

MATREX IDE Website: <https://www.matrex.rdecom.army.mil>

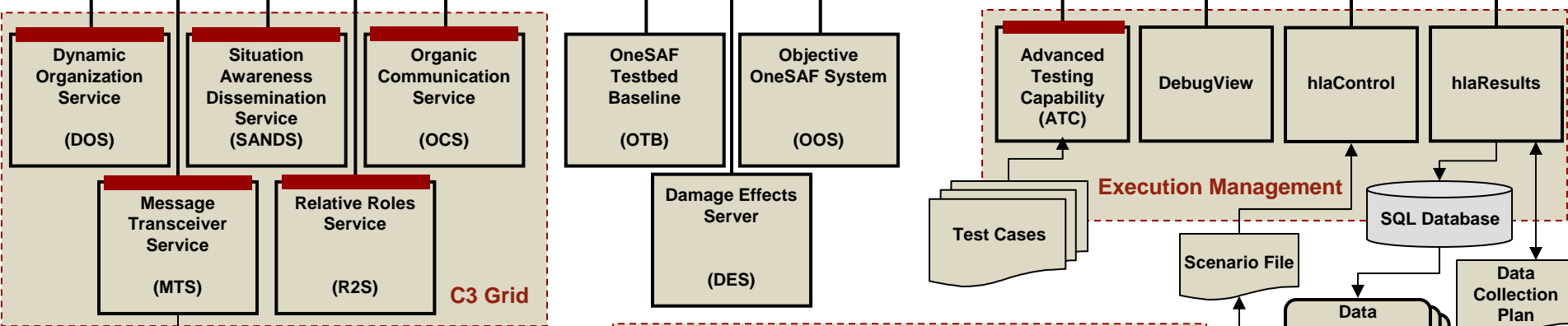


Back Up Slide

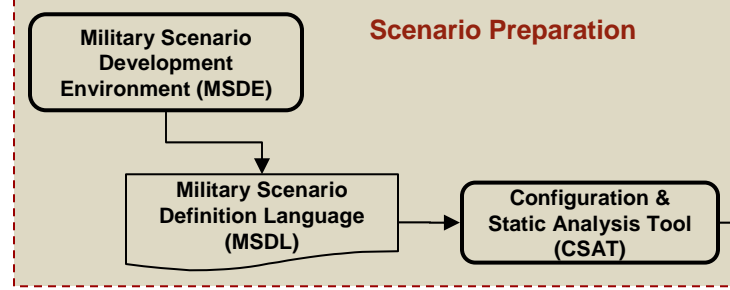
Modeled Functional Services



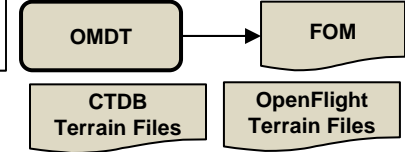
Simulation Middleware (HLA / RTI)



Scenario Preparation



Infrastructure Products



Legend

