

COMPLEXITY QUANTIFICATION IN WARFIGHTING SYMBOLLOGY
AND POTENTIAL MITIGATION MEASURES

A thesis presented to the Faculty of the U.S. Army
Command and General Staff College in partial
fulfillment of the requirements for the
degree

MASTER OF MILITARY ART AND SCIENCE
General Studies

by

Andrew D. Johnson, Maj., USMC
M.S., University of Hawaii, Honolulu, HI, 2002

Fort Leavenworth, Kansas
2009

Approved for public release; distribution is unlimited.

REPORT DOCUMENTATION PAGE			<i>Form Approved</i> <i>OMB No. 0704-0188</i>		
Public reporting burden for this collection of information is estimated to average 1 hour per response, including the time for reviewing instructions, searching existing data sources, gathering and maintaining the data needed, and completing and reviewing this collection of information. Send comments regarding this burden estimate or any other aspect of this collection of information, including suggestions for reducing this burden to Department of Defense, Washington Headquarters Services, Directorate for Information Operations and Reports (0704-0188), 1215 Jefferson Davis Highway, Suite 1204, Arlington, VA 22202-4302. Respondents should be aware that notwithstanding any other provision of law, no person shall be subject to any penalty for failing to comply with a collection of information if it does not display a currently valid OMB control number. PLEASE DO NOT RETURN YOUR FORM TO THE ABOVE ADDRESS.					
1. REPORT DATE (DD-MM-YYYY) 12-06-2009		2. REPORT TYPE Master's Thesis		3. DATES COVERED (From - To) AUG 2008 – JUN 2009	
4. TITLE AND SUBTITLE Complexity Quantification in Warfighting Symbology and Potential Mitigation Measures.			5a. CONTRACT NUMBER		
			5b. GRANT NUMBER		
			5c. PROGRAM ELEMENT NUMBER		
6. AUTHOR(S) Maj. Andrew D. Johnson, USMC			5d. PROJECT NUMBER		
			5e. TASK NUMBER		
			5f. WORK UNIT NUMBER		
7. PERFORMING ORGANIZATION NAME(S) AND ADDRESS(ES) U.S. Army Command and General Staff College ATTN: ATZL-SWD-GD Fort Leavenworth, KS 66027-2301			8. PERFORMING ORG REPORT NUMBER		
9. SPONSORING / MONITORING AGENCY NAME(S) AND ADDRESS(ES)			10. SPONSOR/MONITOR'S ACRONYM(S)		
			11. SPONSOR/MONITOR'S REPORT NUMBER(S)		
12. DISTRIBUTION / AVAILABILITY STATEMENT Approved for Public Release; Distribution is Unlimited					
13. SUPPLEMENTARY NOTES					
14. ABSTRACT The most important role the commander plays in any Army unit, According to FM 6-0 Mission Command and Control of Army Forces, is that of combining the art of command with the science of control. This is accomplished through visualizing the battlespace, describing this visualization to subordinate leaders, directing actions to reach the intended end state, and leading subordinates to accomplish the given mission. One critical component of this visualization is the warfighting symbology promulgated in MIL-STD 2525. In this study, the complexity of these symbols will be investigated as well as the addition of mitigation measures to the process by which warfighting symbols are added to MIL-STD 2525.					
15. SUBJECT TERMS MIL-STD 2525, symbology, semiotics					
16. SECURITY CLASSIFICATION OF:			17. LIMITATION OF ABSTRACT	18. NUMBER OF PAGES	19a. NAME OF RESPONSIBLE PERSON
a. REPORT	b. ABSTRACT	c. THIS PAGE			19b. PHONE NUMBER (include area code)
(U)	(U)	(U)	(U)	130	

Standard Form 298 (Rev. 8-98)
Prescribed by ANSI Std. Z39.18

MASTER OF MILITARY ART AND SCIENCE
THESIS APPROVAL PAGE

Name of Candidate: Maj. Andrew D. Johnson

Thesis Title: COMPLEXITY QUANTIFICATION IN WARFIGHTING
SYMBOLGY AND POTENTIAL MITIGATION MEASURES

Approved by:

_____, Thesis Committee Chair
Col. Mark E. Monroe, M.S.

_____, Member
Wendell C. King, Ph.D.

_____, Member
Lowell Solien, M.S.

Accepted this 12th day of June 2009 by:

_____, Director, Graduate Degree Programs
Robert F. Baumann, Ph.D.

The opinions and conclusions expressed herein are those of the student author and do not necessarily represent the views of the U.S. Army Command and General Staff College or any other governmental agency. (References to this study should include the foregoing statement.)

ABSTRACT

COMPLEXITY QUANTIFICATION IN WARFIGHTING SYMBOLOGY AND POTENTIAL MITIGATION MEASURES, by Maj. Andrew D. Johnson, USMC, 130 pages.

The most important role the commander plays in any Army unit, According to FM 6-0 Mission Command and Control of Army Forces, is that of combining the art of command with the science of control. This is accomplished through visualizing the battlespace, describing this visualization to subordinate leaders, directing actions to reach the intended end state, and leading subordinates to accomplish the given mission. One critical component of this visualization is the warfighting symbology promulgated in MIL-STD 2525. In this study, the complexity of these symbols will be investigated as well as the addition of mitigation measures to the process by which warfighting symbols are added to MIL-STD 2525.

ACKNOWLEDGMENTS

The author wishes to acknowledge the patience and contributions of his committee and of Mr. Samuel Ledger of DISA GE332, who was instrumental in granting access to electronic copies of MIL-STD 2525 as well as numerous associated documents.

TABLE OF CONTENTS

	Page
MASTER OF MILITARY ART AND SCIENCE THESIS APPROVAL PAGE	iii
ABSTRACT	iv
ACKNOWLEDGMENTS	v
TABLE OF CONTENTS	vi
ACRONYMS	ix
ILLUSTRATIONS	xi
TABLES	xiii
CHAPTER 1 INTRODUCTION	1
Background and Context	1
Warfighting Symbology	3
Primary and Secondary Research Questions	4
Definitions	5
Assumptions.....	6
Limitations	6
Delimitations.....	6
Significance	7
CHAPTER 2 LITERATURE REVIEW	8
Introduction.....	8
Warfighting Symbology, Complexity, and Meaning.....	8
Warfighting Symbol Components and Construction.....	9
Warfighting Symbology Complexity Parameters.....	14
Warfighting Symbology Management.....	21
The Change Proposal Process.....	23
Human Factors Considerations for Warfighting Symbology	26
Conclusion	26
CHAPTER 3 RESEARCH METHODOLOGY	28
Research Design Overview.....	28
Selection of Symbols for Evaluation	29
Complexity Evaluation	29

Comparison of Complexity Values.....	34
Symbology Change Proposal Process.....	35
CHAPTER 4 ANALYSIS.....	36
Overall Analysis of Ground Track Warfighting Symbols	36
Analysis of Ground Equipment Warfighting Symbols.....	37
Analysis of Ground Installation Warfighting Symbols	39
Analysis of Ground Combat Unit Warfighting Symbols.....	40
Analysis of Ground Combat Service Support Unit Warfighting Symbols.....	41
Analysis of Ground Combat Support Unit Warfighting Symbols.....	43
Analysis of MOOTW Warfighting Symbols and 2006 – 2007 Additions	45
Symbology Change Proposal Process Analysis.....	47
CHAPTER 5 CONCLUSIONS AND RECOMMENDATIONS	50
Conclusions.....	50
Recommendations.....	51
Human Factors Based Design and the Change Proposal Process.....	51
Symbol Assessment and Redesign	52
GLOSSARY	56
APPENDIX A GROUND EQUIPMENT DATA.....	57
Ground Vehicle Data Spreadsheets	57
Sensor Data Spreadsheet.....	63
Special Equipment Data Spreadsheet	63
Ground Weapon Data Spreadsheets	64
APPENDIX B GROUND INSTALLATION DATA.....	70
Ground Installation Data Spreadsheets.....	70
APPENDIX C GROUND COMBAT UNIT DATA	74
Air Defense Unit Data Spreadsheets	74
Anti-Armor Unit Data Spreadsheets.....	76
Armor Unit Data Spreadsheets	77
Aviation Unit Data Spreadsheets	79
Engineer Unit Data Spreadsheets	81
Field Artillery Unit Data Spreadsheets.....	82
Infantry Unit Data Spreadsheets	86
Internal Security Unit Data Spreadsheets	87
Missile Unit Data Spreadsheets	88
Reconnaissance Unit Data Spreadsheets	88

APPENDIX D GROUND COMBAT SERVICE SUPPORT UNIT DATA.....	90
Admin Unit Data Spreadsheets.....	90
Medical Unit Data Spreadsheets.....	93
Maintenance Unit Data Spreadsheets	95
Supply Unit Data Spreadsheets.....	96
Transportation Unit Data Spreadsheets	100
APPENDIX E GROUND COMBAT SUPPORT UNIT DATA.....	102
EOD Unit Data Spreadsheets.....	102
Information Warfare Unit Data Spreadsheets.....	102
Landing Support Unit Data Spreadsheets.....	102
Law Enforcement Unit Data Spreadsheets	103
Military Intelligence Unit Data Spreadsheets.....	104
NBC Unit Data Spreadsheets.....	105
Signal Unit Data Spreadsheets.....	107
Special C2 Unit Data Spreadsheets	108
APPENDIX F MOOTW AND 2006 – 2007 ADDITIONAL SYMBOL DATA.....	109
MOOTW Items Symbol Data Spreadsheets	109
MOOTW Locations Symbol Data Spreadsheets	110
MOOTW Operations Symbol Data Spreadsheets	110
MOOTW Violent Activities Symbol Data Spreadsheets	111
2006 Additional Symbol Data Spreadsheets	112
2007 Additional Symbol Data Spreadsheets	113
REFERENCE LIST	115
INITIAL DISTRIBUTION LIST	117

ACRONYMS

AFRL	Air Force Research Laboratories
C2	Command and Control
CCB	Configuration Control Board
CM	Configuration Management
CP	Change Proposal
CPOF	Command Post of the Future
DISA	Defense Information Systems Agency
DRPR	Drawing Practices
FM	Field Manual
GIG	Global Information Grid
HFAC	Human Factors
ITS	Information Technology Management Standards
INST	Information Standards and Technology
JPG	Joint Photographic Experts Group
LSA	Lead Standardization Activity
MCEB	Military Communications Electronics Board
MCGT	Mapping, Charting, and Geodesy Technology
MDMP	Military Decision Making Process
MIL-STD	Military Standard
MOOTW	Military Operations Other Than War
NATO	North Atlantic Treaty Organization
NTDS	Navy Tactical Data System
SCC	Standards Coordinating Committee

SIDC	Symbol Identificatin Code
SSMC	Symbology Standards Management Committee
STANAG	Standardization Agreement
SVG	Scalable Vector Graphics
TRP	Technical Review Panel
XML	Extensible Markup Language

ILLUSTRATIONS

	Page
Figure 1. Battle Command Model.....	1
Figure 2. Friendly Artillery Unit Construction	10
Figure 3. Enemy Air Platform Tactical Symbol Construction.....	11
Figure 4. Frame Shapes, Dimensions, and Affiliations.....	11
Figure 5. Frame Status.....	12
Figure 6. Echelon Indicators	12
Figure 7. Tactical Symbol Field Positions	13
Figure 8. Unit Symbol Construction Process	14
Figure 9. <i>Left</i> , Friendly Artillery Unit; <i>Right</i> , Tactical Satellite Unit.....	15
Figure 10. Triangle Lacking Closure	16
Figure 11. Square Lacking Continuity	17
Figure 12. Arrow Lacking Continuity	17
Figure 13. Symbology Information Technology Management Standards (ITS) Structure	22
Figure 14. LSAs, Executive Agents, and Standardization Relationships	22
Figure 15. Change Proposal Process	25
Figure 16. Ground Track Warfighting Symbology Taxonomy.....	30
Figure 17. Symbol Complexity Evaluation Spreadsheet.....	31
Figure 18. Symbol Identification Code (SIDC) Positions and Categories.....	32
Figure 19. Mean Complexity Coefficients for Ground Warfighting Symbols.....	36
Figure 20. Mean Complexity Coefficients for Ground Equipment Warfighting Symbols.....	37
Figure 21. Complexity Parameter Means and Standard Deviations for Ground Equipment Warfighting Symbols	38

Figure 22. Complexity Parameter Means and Standard Deviations for Ground Installation Warfighting Symbols.....	39
Figure 23. Mean Complexity Coefficients for Ground Combat Unit Warfighting Symbols.....	40
Figure 24. Complexity Parameter Means and Standard Deviations for Ground Combat Unit Warfighting Symbols.....	41
Figure 25. Mean Complexity Coefficients for Ground Combat Service Support Unit Warfighting Symbols.....	42
Figure 26. Complexity Parameter Means and Standard Deviations for Ground Combat Service Support Unit Warfighting Symbols.....	43
Figure 27. Mean Complexity Coefficients for Ground Combat Support Unit Warfighting Symbols.....	44
Figure 28. Complexity Parameter Means and Standard Deviations for Ground Combat Support Unit Warfighting Symbols.....	45
Figure 29. Mean Complexity Coefficients for MOOTW Warfighting Symbols and 2006-2007 Additions.....	46
Figure 30. Complexity Parameter Means and Standard Deviations for MOOTW Warfighting Symbols and 2006-2007 Additions.....	47
Figure 31. Improved Warfighting Symbol Design Process.....	53
Figure 32. Symbol Assessment and Redesign Process.....	54

TABLES

	Page
Table 1. Complexity Parameters for an Artillery Unit Symbol and a Tactical Satellite Unit Symbol.....	20

CHAPTER 1

INTRODUCTION

Background and Context

The most important role the commander plays in any Army unit, According to Field Manual (FM) 6-0, *Mission Command and Control of Army Forces*, is that of combining the art of command with the science of control. This is accomplished through understanding the problem, visualizing the battlespace, describing this visualization to subordinate leaders, directing actions to reach the intended end state, and leading subordinates to accomplish the given mission (FM 6-0 2008, 3-1). This process is depicted below in figure 1.

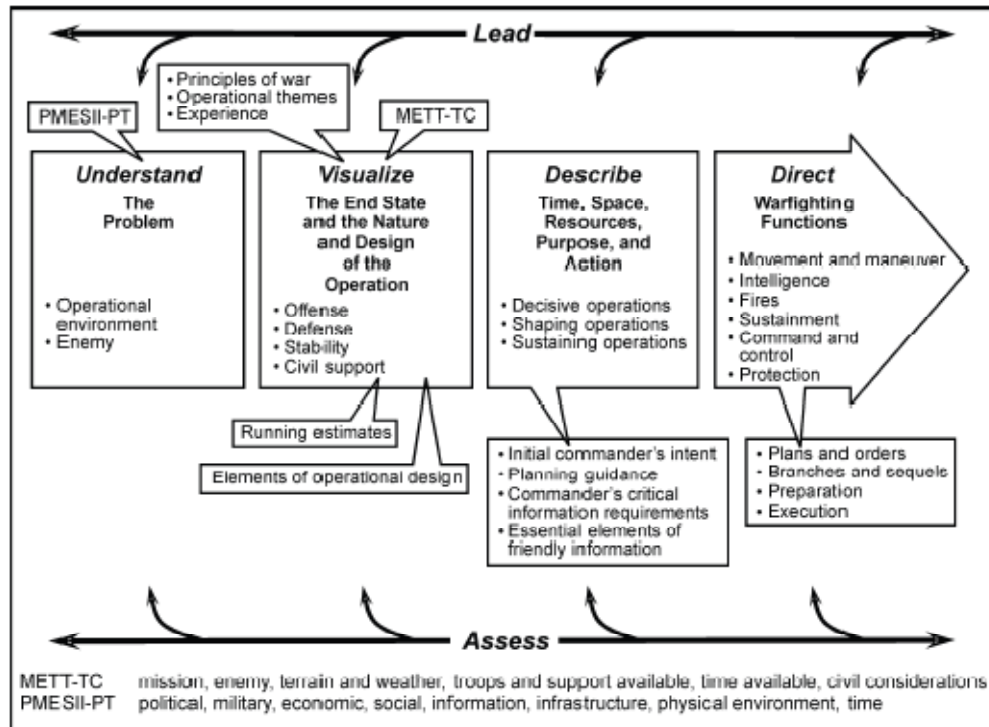


Figure 1. Battle Command Model

Source: U.S. Army, FM 3-0 *Operations* (Washington, DC: Government Printing Office, 2008), 5-3.

As figure 1 shows, a commander's exercise of command and control begins with his personal understanding of the problem followed by battlespace visualization, which serves as a point of departure for describing, directing, and leading as well as setting the foundation on which the Military Decision Making Process (MDMP) is built. Supporting battlespace visualization is the display information management activity, which FM 6-0 defines as "to represent relevant information in a usable, easily understood audio or visual form tailored to the needs of the user that conveys the common operational picture for decision making and exercising command and control functions." FM 6-0 also states that effective graphic displays show information clearly and understandably in an accurate, reliable, and timely manner in terms that subordinates understand (FM 6-0 2008, 3-16).

Visualization's importance to command and control in Army operations has been recognized and studied most recently in the Battle Command Battle Lab sponsored Cognition and Visualization study, which was part of the Army's Omni Fusion 2008 campaign. This study was conducted in order to identify the cognitive skills required to visualize full spectrum operations so as to inform the evolution of battle command doctrine and the development of future operators of command and control systems (TRAC 2008, 1). Results of this study indicated that for the prototypical operator of a command and control system, shared understanding of the mission space or problems begins with building situational awareness through a combination of human cognition and technology to answer questions needed to frame the mission space (TRAC 2008, 19). The report states that "once a vision of the mission space is formed in time, space, and

purpose, it must be unambiguously communicated to others and that this understanding is useless unless it can be shared with others” (TRAC 2008, 19).

Warfighting Symbology

The most important component of display and battlespace visualization is warfighting symbology, the use of which has evolved considerably since the first publication of FM 21-30 *Conventional Signs, Military Symbols, and Abbreviations* in 1941. After this manual’s publication, revisions were published in 1943, 1951, 1961, 1965, and 1970, after which it was discontinued and replaced with FM 101-5-1 *Operational Terms and Symbols* in 1985. Since 1985, FM 101-5-1, now FM 1-02, has been periodically revised, with the most recent symbology relevant revision published in September 2004.

With the military changes inherent in the end of the Cold War, the development and increased implementation of data systems, as well as the call for standardization of warfighting symbology across the Department of Defense and with our NATO allies, MIL-STD 2525 was developed and the Defense Information Systems Agency (DISA) was designated the Executive Agent. The first iteration of MIL-STD 2525 appeared in September 1994 and was based on FM 101-5-1, STANAG 2019 *Military Symbols for Land Based Systems*, and STANAG 4420 *Display Symbology and Colours for NATO Maritime Units* (Repperger et al. 2006, 5-6). MIL-STD 2525 was followed by MIL-STD 2525A in 1996, MIL-STD 2525B in 1999, and MIL-STD 2525C in 2008.

With doctrinal changes and increased demand for information, each iteration of MIL-STD 2525 has grown in complexity. An Air Force Research Laboratories (AFRL) sponsored study in 2006 determined that some of the symbols contained in MIL-STD

2525B were potentially too complex, resulting in reduced effectiveness and information throughput (Repperger et al. 2006, 8). Considering these results, the constantly increasing complexity of the symbology set, the needs of the end user, and the limitations imposed by bandwidth, DISA's Global Information Grid (GIG) Enterprise Services Engineering Directorate, which is charged with management of MIL-STD 2525, has realized the need for fundamental cognitive research into symbol complexity and use. In a recent letter, Mr. Gerald Doyle, director of DISA's Global Information Grid Enterprise Services Engineering Directorate stated, "Due to this shift of information from large static maps to computer generated maps, logic dictates that studies are needed to determine if and how this change has impacted end users. It is believed that going from a large static map to a computer generated map on varying abilities across different domains could create confusion depending on how a symbol is generated [the transition from large paper maps with hand drawn symbology to computer generated maps and symbology could create confusion in the commander's visualization]" (Doyle 2008).

In this thesis, the complexity of warfighting symbology in MIL-STD 2525 as well as the process by which symbols are selected and approved for inclusion in each iteration of MIL-STD 2525 will be examined. This research will be conducted in order to determine the degree to which the increasing complexity of both the individual symbols and the symbol set as a whole is addressed. This study will further explore some potential methods by which these complexities may be addressed.

Primary and Secondary Research Questions

The primary research question to be answered in this study is: "Can the complexity of warfighting symbology as promulgated in MIL-STD 2525 be objectively

quantified and mitigated to allow commanders to communicate their battlespace visualizations more effectively?” Secondary questions are:

1. Based on military and commercial human factors research, what specific characteristics constitute complexity in warfighting symbology?
2. Using specific factors that constitute complexity in warfighting symbology, how complex are the Military Operations Other than War (MOOTW) symbols that have been added to MIL-STD 2525 in 2006 and 2007?
3. How could warfighting symbology complexity be addressed in the processes used to update MIL-STD 2525?”

Definitions

Following is a short glossary of terms used in this study, the understanding of which will aid the reader in understanding the topic and techniques used.

Fields. A defined area in which a limited combination of alphanumeric and other characters, indicators, and/or abbreviations are grouped/situated in an established way around a symbol/icon, line, area, point, or boundary and used for the purpose of providing additional information about the associated object or operational environment geometry (DISA 2008, 8)

Frame. The geometric border of a symbol that provides an indication of the standard identity, battle dimension, and status of a warfighting object (DISA 2008, 8).

Icon. The innermost part of a symbol that provides a graphic representation of a warfighting object (DISA 2008, 8).

Modifier. Optional text or graphics that provide additional information about a symbol or tactical graphic (DISA 2008, 9).

Symbol. An object that presents information (DISA 2008, 10).

Tactical graphic. A category of warfighting symbology that provides information about objects necessary for battlefield planning and management (DISA 2008, 10).

Tactical symbol. A category of warfighting symbology that provides information about the standard identity, battle dimension, status, and mission of a warfighting object (DISA 2008, 10).

Text. Words, alphanumeric information, and other ASCII characters used to define or further designate the meaning of a symbol (DISA 2008, 10).

Warfighting symbology. Symbology used to plan and execute military operations in support of C2 functions. These symbols fall into two basic categories: tactical symbols and tactical graphics (DISA 2008, 11).

Assumptions

Since this study is concerned with warfighting symbology complexity and not with the contributions of culture, cognitive psychology, or experience to symbol interpretation, the contributions of context and the viewer to meaning will be assumed to be constant.

Limitations

Where possible, this study will draw on the collective expertise of the U.S. Army and Defense Information Systems Agency.

Delimitations

Due to time constraints, development of survey instruments and methods of employment and analysis for the human factors relevant validation of methods for

addressing warfighting symbol and warfighting symbol set complexity will not be possible. Furthermore, this study will examine only computer generated symbols from the MIL-STD 2525B symbol set, exclusive of operational graphics and control measures, and not the Naval Tactical Data System (NTDS) symbol set in use by the U.S. Navy and U.S. Air Force.

Significance

Addressing the complexity of both the individual symbols and the symbol set as a whole will contribute to the ability to convey meaning and could potentially reduce errors in planning and execution when data systems such as Command Post of the Future (CPOF) are used.

CHAPTER 2

LITERATURE REVIEW

Introduction

The commander's visualization of the battlespace is an abstraction of the battlespace that provides subordinate leaders the information they need for the planning and conduct of operations. As in civilian cartography, the success of the commander's visualization depends on his skill as well as the ability of the subordinates to use that visualization properly (Nivala and Sarjakoski 2007, 276). When a subordinate receives the commander's visualization, he or she first detects that the product consists of a map with warfighting symbols and then is able to discriminate areal features, such as bodies of water or mountains, after which individual warfighting symbols are identified based on broadly distinguishing categories such as shape and color. Next, the user will recognize individual warfighting symbols and then, with this recognition, be able to interpret the commander's visualization (Nivala and Sarjakoski 2007, 276). In order to soundly interpret the commander's visualization, the user must have an understanding of the language in which it is written. That language is warfighting symbology.

Warfighting Symbology, Complexity, and Meaning

At the most fundamental level, symbology can be thought of as part of a system used for the conveyance of meaning. This system can be summarized by the following equation (Horton 1994, 22):

$$\text{Symbol} + \text{Context} + \text{Viewer's Mind} = \text{Meaning}$$

In the case of warfighting symbology, the symbol portion is the computer generated or hand drawn product, the context portion of this system is doctrine, the viewer is the end user, and the meaning is the warfighting symbol's overall usefulness and relevance. According to a 2003 study, point symbols, such as military unit or equipment symbols, are more difficult for users to process effectively than are area symbols such as bodies of water or urban terrain (Lloyd and Bunch 2003, 828). Results such as these indicate that the study of symbol complexity is important in order to determine the optimal ways in which to convey meaning. Since maps with warfighting symbology are read synoptically, the user's perception of each symbol is affected by the symbol's relationships with other map symbols (Nivala and Sarjakoski 2007, 276). Because of this, the complexity of an individual warfighting symbol can influence the user's ability to derive meaning from all others on the map.

Warfighting Symbol Components and Construction

In order to understand warfighting symbol complexity, it is important to first understand how symbols are constructed. As figure 2 shows, there are six basic components to a unit symbol, as promulgated in FM 1-02. The frame is the foundation of the symbol and represents affiliation, dimension, and status. Affiliation refers to the symbol being friendly, enemy, neutral, or among the others depicted in figure 4. Dimension refers to the symbol's operating environment, be it land, sea, air, or space. Status, shown in figure 5, refers to the unit being present at a location, planned, or suspected. Color is used to indicate affiliation, with cyan indicating friendly units, red indicating enemy units, green indicating neutral units, and yellow indicating units of unknown affiliation (FM 1-02 2004, 4-4). The icon, found in the center of the symbol,

identifies the type of the unit. In the case of figure 2, the icon is a cannonball, designating the unit as an artillery unit. The graphic modifier, as shown in figure 2, is used to indicate the unit's echelon. Specific graphic modifiers and their corresponding echelons are shown in figure 6. Finally, the text modifiers shown in figure 2 allow for additional specific information. In this example, the graphic modifier indicates that the unit is a battery level unit. The left most text modifier indicates that it is A battery and the right most text modifier indicates that this particular A battery is part of 6-37. Although unit symbols typically appear similar to figures 2 and 3, much additional information can be added, as shown in figure 7.

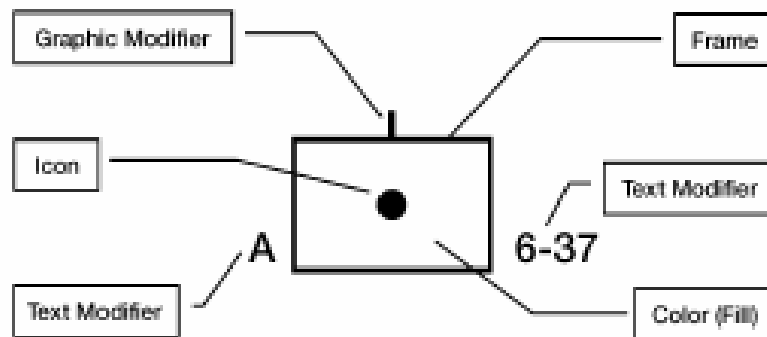


Figure 2. Friendly Artillery Unit Construction

Source: U.S. Army, FM 1-02 *Operational Terms and Graphics* (Washington, DC: Government Printing Office, 2004), 4-2.

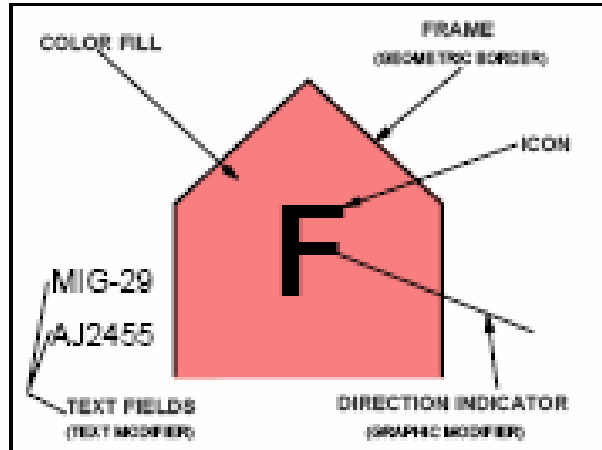


Figure 3. Enemy Air Platform Tactical Symbol Construction

Source: DISA, Draft MIL-STD 2525C Department of Defense Interface Standard: Common Warfighting Symbology (Washington, DC: Government Printing Office, 2008), 13.

STANDARD IDENTITY	ABOVE SURFACE			SURFACE					
	Unknown (Z)	Space (P)	Air (A)	Ground (G)			Sea Surface (S)	Subsurface (U)	SOF (F)
				Units	Equipment	Installations			
PENDING (P) (YELLOW)	?								
UNKNOWN (U) (YELLOW)	?								
FRIEND (F) (CYAN)	?								
NEUTRAL (N) (GREEN)	?								
HOSTILE (H) (RED)	?								
ASSUMED FRIEND (A) (CYAN)	?								
SUSPECT (S) (RED)	?								

Figure 4. Frame Shapes, Dimensions, and Affiliations

Source: DISA, Draft MIL-STD 2525C Department of Defense Interface Standard: Common Warfighting Symbology (Washington, DC: Government Printing Office, 2008), 15.













Status	Friendly			Hostile	Neutral	Unknown
	Unit	Equipment	Installation			
Present						
Planned or Suspected						

Figure 5. Frame Status

Source: U.S. Army, FM 1-02, *Operational Terms and Graphics* (Washington, DC: Government Printing Office, 2004), 4-4.

INDICATOR	DESCRIPTION
∅	TEAM/CREW
•	SQUAD
••	SECTION
•••	PLATOON/DETACHMENT
I	COMPANY/BATTERY/TROOP
II	BATTALION/SQUADRON
III	REGIMENT/GROUP
X	BRIGADE
X X	DIVISION
X X X	CORPS
X X X X	ARMY
X X X X X	ARMY GROUP/FRONT
X X X X X X	REGION
+	COMMAND ²

Figure 6. Echelon Indicators

Source: DISA, Draft MIL-STD 2525C *Department of Defense Interface Standard: Common Warfighting Symbolology* (Washington, DC: Government Printing Office, 2008), 25.

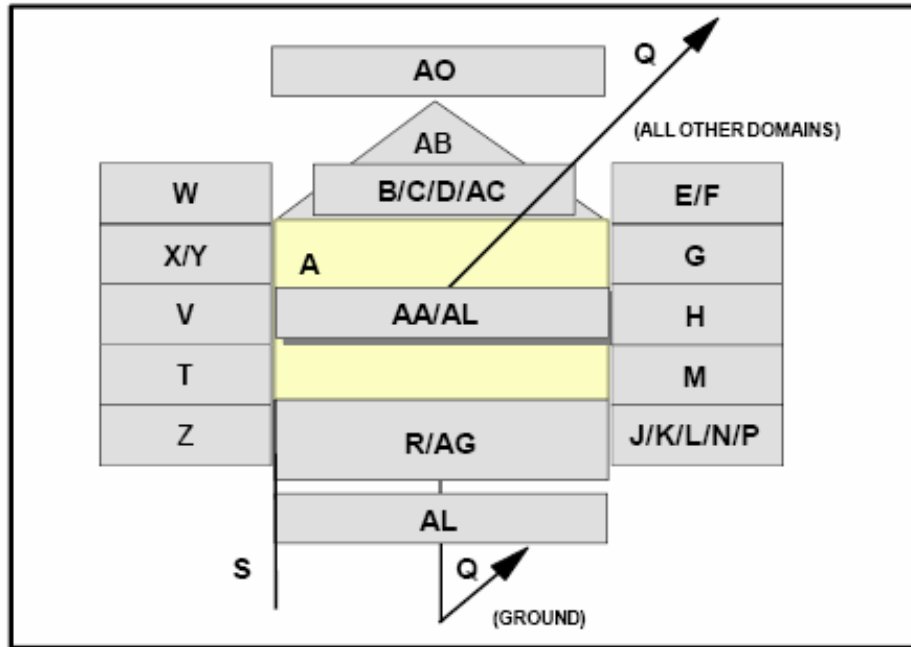


Figure 7. Tactical Symbol Field Positions

Source: DISA, Draft MIL-STD 2525C *Department of Defense Interface Standard: Common Warfighting Symbolology* (Washington, DC: Government Printing Office, 2008), 21.

The specific steps for constructing a unit symbol are shown in figure 8. Generally speaking, the process begins with the selection of a frame for the symbol, after which the appropriate icon(s) are added, and concluding with the placement of graphic and text modifiers as needed.









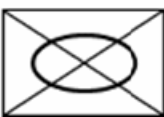

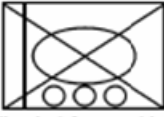
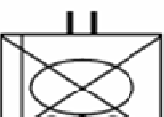
Step #	Step	Example					
Step 1.	First choose the frame that matches the affiliation of the unit (friendly, hostile, neutral). Then choose branch or functional symbol for field "A" (see figure 5-2, page 5-3; table 5-2, page 5-4; and table 5-3, page 5-6). In this example, the affiliation is friendly and the branch is infantry. (See the following land unit frame shapes and affiliations.)	 Friendly Infantry Unit					
Affiliation	Friendly	Assumed Friend	Hostile	Suspect	Neutral	Unknown	Pending
Frame							
Step 2.	If required, choose the second (additional) branch symbol modifier that further explains the capability of that unit, modifying field "A." In this example, the branch symbol modifier is "mechanized" or "armored" (see table 5-3, page 5-10).	 Friendly Mechanized Infantry Unit					
Step 3.	Again, if required, choose third branch symbol modifier for the next capability, for field "A." In this example, the third function or capability is "wheeled" or more appropriately "wheeled armored vehicle." This is a mobility modifier. It describes the capability of the unit to move personnel and equipment (see table 5-4, page 5-26).	 Friendly Wheeled Armored Infantry Unit					
Step 4.	Choose a fourth branch symbol modifier for any other capability, for field "A." In this example, the fourth function or capability is "gun system equipped." It is possible to have additional symbol modifiers; however, for this example, no further functional or capability modifiers are provided (see table 5-4, page 5-26).	 Friendly Wheeled Armored Infantry Unit with Gun Systems					
Step 5.	Choose the text or graphic modifiers as necessary to provide further amplifying information. In this example, the graphic modifier is the echelon symbol, or field "B" for a battalion (see table 5-6, page 5-33).	 Friendly Wheeled Armored Infantry Battalion with Gun Systems					

Figure 8. Unit Symbol Construction Process

Source: U.S. Army, FM 1-02 *Operational Terms and Graphics* (Washington, DC: Government Printing Office, 2004), 5-2.

Warfighting Symbology Complexity Parameters

Although there is a large volume of both military and civilian sponsored research into symbology, only limited military sponsored research has been conducted on the topic of symbol complexity. Although this research has resulted in many parameters of symbol

complexity, the current study will consider only those that can be easily measured in the context of warfighting symbology. These parameters include the number of elements, closure, continuity, number of lines in frame and icon, number of arcs, the presence of text, figural unity, symmetry, and distinctiveness.

In order to illustrate the parameters that several of these studies have discussed, each will be considered in the context of one relatively simple symbol and one relatively complex symbol, which are shown in figure 9. Both have the same type of frame and same color and differ only in their respective icon content. While the artillery unit has a single cannonball icon, the tactical satellite unit has the basic icon for a signal unit (the lightning bolt), and an additional icon representing a satellite.




Figure 9. *Left, Friendly Artillery Unit; Right, Tactical Satellite Unit*
Source: MIL-STD 2525B (DISA Friendly artillery unit symbol sfgpuacf 2007, Friendly tactical satellite unit symbol sfgpuusr 2007).

Simplicity, for the purposes of this study, will be a measure of the number of elements contained in a symbol. Generally speaking, 7 ± 2 elements is considered to be optimal. Recent research, however, suggests that more than 6 elements is ineffective (Repperger et al. 2006, 8). Both of the example symbols in figure 9 contain a frame, color, and at least one icon. The tactical satellite unit symbol, however, contains an additional icon representing a satellite which is composed of 3 rectangles, 1 arc, and 1

straight line. Thus, the artillery symbol has 3 elements while the tactical satellite unit symbol has 8.

When a shape such as a rectangle or circle has no gaps in its perimeter, that shape is said to have closure. Closure is desirable in warfighting symbology because there is a tendency for users to unconsciously distort symbols that lack closure in such a way that the parts that are assumed to be missing are “filled in”, creating an illusion as in figure 10 (Kienle 1991, 12). With only a cannonball shaped icon in the middle of the frame, the artillery unit symbol shows closure. Although the tactical satellite unit symbol shown in figure 4 has an arc towards the bottom of the icon, it does show closure because the arc is not more than 180 degrees.

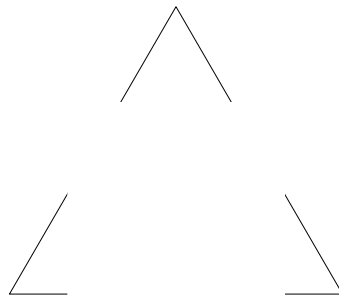


Figure 10. Triangle Lacking Closure

Source: Created by author.

Continuity is similar to closure, but does not lead the user to unconsciously provide information that is not present. A geometric figure has continuity when its perimeter is uninterrupted by an extension of the shape (Kienle 1991, 12), as shown in figure 11, or by intersection with external lines or shapes, as shown in figure 12. The

artillery unit symbol shown in figure 9 has continuity. In the tactical satellite unit symbol, however, the signal icon interrupts the boundaries of the three rectangular satellite icon components twice each, for a total of 6 breaches of continuity.

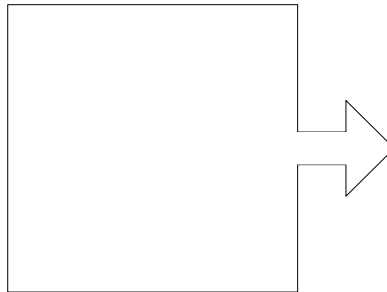


Figure 11. Square Lacking Continuity

Source: Created by author.

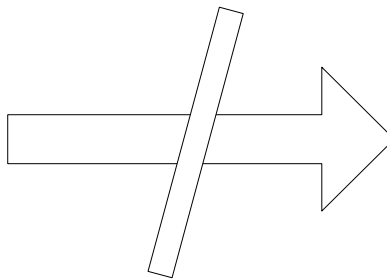


Figure 12. Arrow Lacking Continuity

Source: Created by author.

The number of lines that make up a warfighting symbol's frame has been shown to be indicative of that symbol's complexity, with more lines indicating greater complexity (Geiselman, Landee, and Christen 1985, 13). As figure 5 shows, there are numerous frame options in use, each of which conveys a specific meaning. In the

examples shown in figure 9, both symbols have the same rectangular frame consisting of four solid lines and are therefore of equal complexity in this parameter.

The number of lines that make up a warfighting symbol's icon has also been shown to be indicative of that symbol's complexity, with more lines indicating more complexity (Geiselman, Landee, and Christen 1985, 13). The artillery unit symbol in figure 9 contains no lines in its icon. The tactical satellite unit symbol, however, contains 16 lines (4 lines for each of the 3 rectangles, 3 lines for the signal icon, 1 line joining the arc at the bottom to the center rectangle) and is thus more complex in this parameter.

The number of arcs contained in both a warfighting symbol's frame and icon is another parameter indicative of its complexity, with a greater number of arcs corresponding to a higher level of complexity (Kienle 1991, 12-13); (Geiselman, Landee, and Christen 1985, 7). In the case of the examples in figure 9, the artillery unit symbol contains no arcs while the tactical satellite symbol contains a single arc. Therefore, in this parameter the latter is more complex.

The use of text in warfighting symbols has been shown in some research to improve accuracy in map reading tasks (Repperger et al. 2006, 15). This improved performance, however, adds additional elements to the warfighting symbol and thus increases its complexity while decreasing speed of use (Kienle 1991, 14). In the case of the examples in figure 9, neither unit symbol contains text. Therefore, they are equally complex in this parameter.

A warfighting symbol has absolute figural unity when there are no elements external to the frame (Geiselman, Landee, and Christen 1985, 5). Since figural unity is inversely related to complexity, a high degree of figural unity is desirable for an effective

symbol. In warfighting symbology, these external elements would be graphic and text modifiers. As figure 7 shows, there are 18 positions at which such modifiers can be added to a symbol. In the case of the unit symbols in figure 9, both have absolute figural unity and are therefore equally complex in this parameter.



Symmetry is another parameter of warfighting symbol complexity, with asymmetric warfighting symbols being more complex than their symmetric counterparts (Geiselman, Landee, and Christen 1985, 5). In the case of the examples in figure 9, both are symmetric about the horizontal and vertical axes and are therefore equally complex in this parameter.

Distinctiveness, or discriminability, is a measure of a warfighting symbol's similarity, and therefore potential for confusion with, other warfighting symbols or map features. While it has been shown that a warfighting symbol's distinctiveness can be estimated based on an assessment of its elements (Geiselman, Landee, and Christen 1985, 2), such estimates should be taken in the context of the individual warfighting symbol's relationship to the entire warfighting symbol set (Geiselman, Landee, and Christen 1985, 27); Kienle 1991, 13). The measurement of distinctiveness, then, is accomplished by determination of elements shared between individual warfighting symbols or individual warfighting symbols and the complete warfighting symbol set. In the case of the examples in figure 9, the artillery unit symbol has 3 elements while the tactical satellite unit symbol has 8. Of these elements, only 2 are shared. Therefore these two warfighting symbols have a high degree of distinctiveness.

Based on the 10 parameters of warfighting symbology complexity described in the literature, an artillery unit symbol and a tactical satellite unit symbol have been

evaluated and have been found, as shown in table 1, to differ in their degrees of complexity and have a high degree of distinctiveness when compared. As doctrine evolves and more symbols are added to future iterations of MIL-STD 2525, there will be a need to maintain as high a degree of distinctiveness as possible. Maintaining this distinctiveness while increasing the number of warfighting symbols is likely to cause both the warfighting symbol set and the individual warfighting symbols to grow in complexity.

Table 1. Complexity Parameters for an Artillery Unit Symbol and a Tactical Satellite Unit Symbol

Parameter		
Simplicity	3	8
Closure	Yes	Yes
Continuity	Yes	No (6 interruptions)
Lines in frame	4	4
Lines in icon	0	16
Number of arcs	0	1
Alphanumeric characters	0	0
Figural unity	Yes	Yes
Symmetry	Yes	Yes
Distinctiveness	2 shared elements	2 shared elements

Source: Created by author.

Warfighting Symbology Management

The warfighting symbology promulgated in MIL-STD 2525 is used by all four Services, numerous DoD agencies, and allied nations. Because of its widespread use and the need for standardization, DoD established the management structure shown in figure 13. In this management structure, the Standards Coordinating Committee (SCC), under authority from the Military Communications Electronics Board (MCEB), manages the operation of the Symbology Standards Management Committee (SSMC). The SSMC acts as the Configuration Control Board (CCB) for warfighting symbology and coordinates with a Lead Standardization Activity (LSA), which is responsible for particular aspects of symbology standards management. These LSAs, who are under the management of the Assistant Secretary of Defense for Economic Security, include Mapping, Charting, and Geodesy Technology (MCGT), which is responsible for mapping, charting, and geodesy specific symbology; Drawing Practices (DRPR), which is responsible for engineering design symbology; Human Factors (HFAC), which is responsible for aircraft display symbology; and Information Standards and Technology (INST), which is responsible for warfighting symbology (DISA 1995, 2-2). These LSAs, their executive agents, and their relationship to the SSMC are illustrated in figure 14.

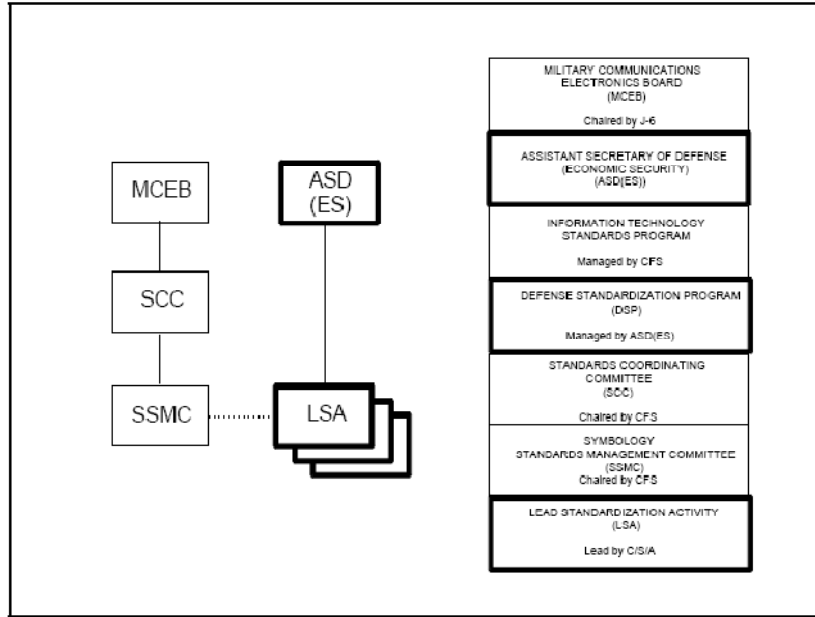


Figure 13. Symbology Information Technology Management Standards (ITS) Structure

Source: DISA Joint Interoperability and Engineering Organization, Symbology Information Technology Standards Management Plan (Washington, DC: DISA, 1 March 1995), 2-2.

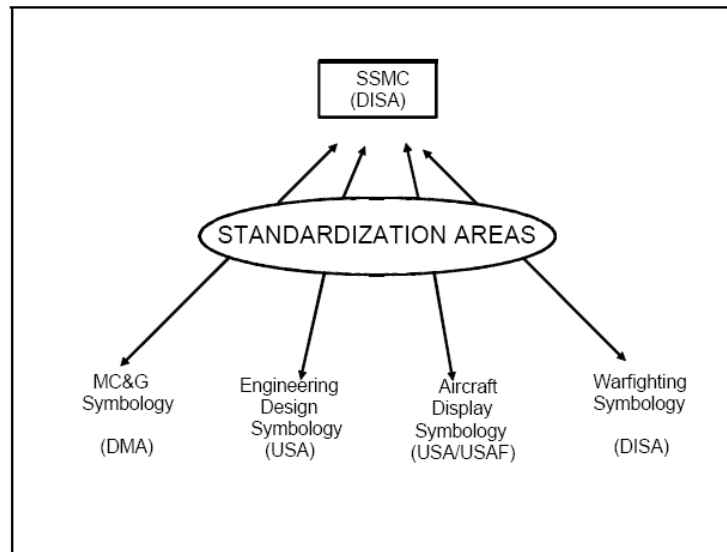


Figure 14. LSAs, Executive Agents, and Standardization Relationships
 Source: DISA Joint Interoperability and Engineering Organization, Symbology Information Technology Standards Management Plan (Washington, DC: DISA, 1 March 1995), 2-3.

DISA established the Symbology Standards Management Committee (SSMC). One of the SSMC's primary tasks is to "Develop symbology standards selection criteria by combining operational requirements, human factors engineering, and technical considerations and serve as the primary coordination point for symbology ITS activities conducted within the DSP standardization areas" (DISA 2005, 6). The SSMC has the additional duties of managing warfighting symbology standards, maintaining the symbology web site, reviewing and updating symbology management documents annually, and reviewing and updating select standards bi-yearly (DISA 2005, 7).

The SSMC is co-chaired by members of the Joint Staff J6 and DISA's Systems Engineering, Architecture, and Integration Center, Standards Management Branch (GE332) (DISA 2005, 7). Voting members of the SSMC represent Combatant Commands, Services, and Agencies that use the symbology. They are designated in writing by their respective organizations and provide some degree of technical expertise to the maintenance of symbology standards (DISA 2005, 7). Voting members representing Services ensure that proposed symbol changes are appropriately linked to doctrine. The SSMC meets quarterly or more frequently if necessary to make decisions regarding change proposals, which are posted three weeks prior to the meeting. Change proposals are discussed and final decisions are made by consensus (DISA 2005, 8).

The Change Proposal Process

The change proposal process, shown in figure 15, begins when a Combatant Command, Service, or DoD agency identifies the need for a change to MIL-STD 2525 and submits a change proposal to their SSMC representative. If the SSMC representative finds that the change proposal addresses a valid deficiency in MIL-STD 2525, he or she

will forward the change proposal to the Configuration Management (CM) administrator, who ensures that the change proposal contains no administrative errors. At this point, the change proposal is reviewed for technical adequacy and potential impact on other programs. If the CM administrator determines that the change proposal warrants additional technical consideration, a Technical Review Panel (TRP) will be convened and testing will be conducted as required. The Configuration Control Board (CCB), a subset of the SSMC, then reviews the change proposal and makes it available to all SSMC members through the SSMC's website. Once the change proposal has been made available, all organizations have 30 days to review the change proposal for potential negative effects on their systems and to voice their concerns and positions to the SSMC through their SSMC representatives. The CCB then consolidates these concerns and positions and either makes a decision or reissues the change proposal if necessary. The decision is then published as a Final CP Decision Document. If there are no dissenting opinions, it is approved and incorporated into the updated MIL-STD 2525. If there are dissenting opinions, the CCB member will appeal the decision within 15 working days through the CCB chairman (DISA 1997, 8-13).

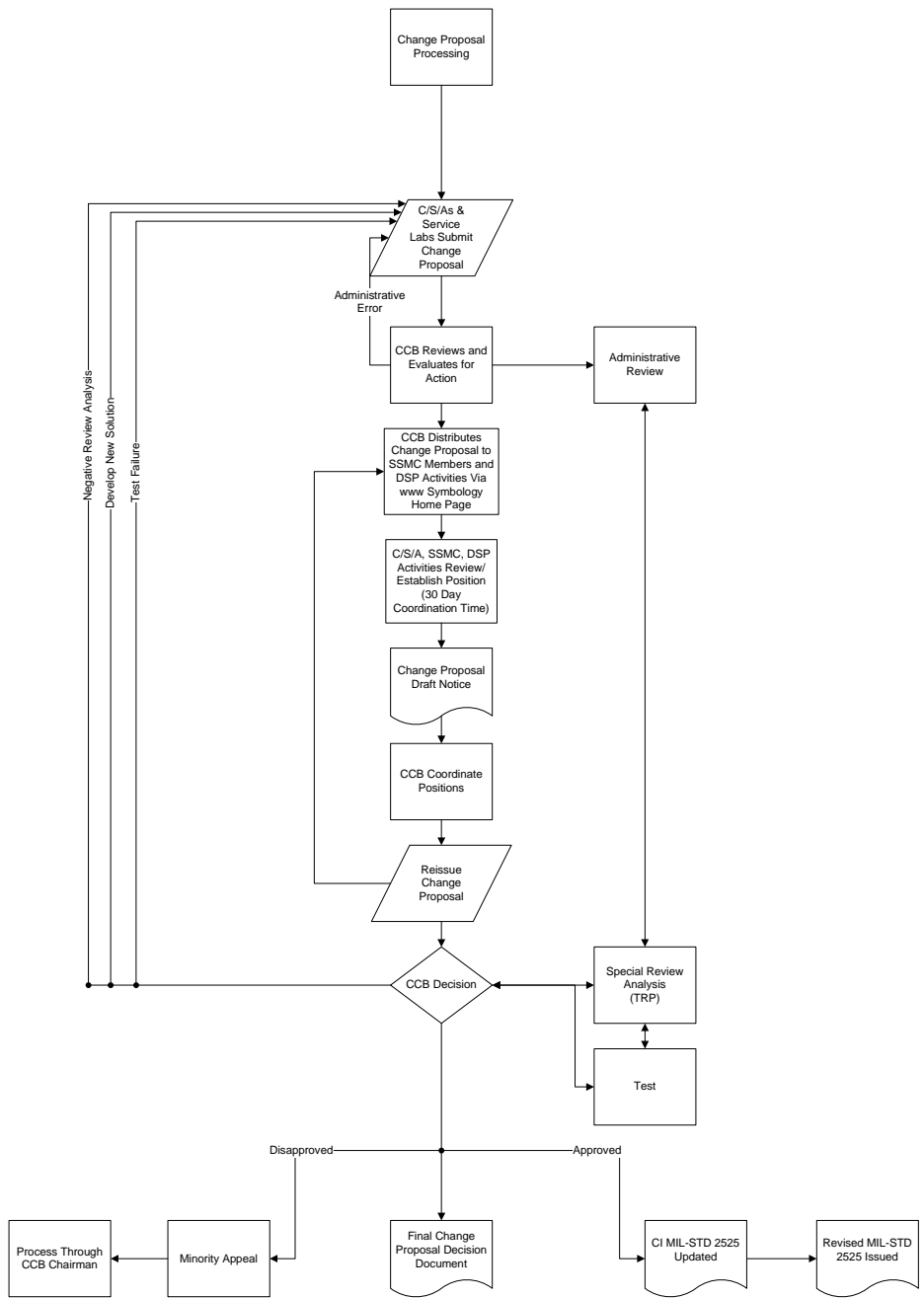


Figure 15. Change Proposal Process

Source: Adapted from DISA Joint Interoperability and Engineering Organization, Symbology Information Technology Standards Management Plan Supplement 1: Configuration Management. (Washington, DC: DISA, 1 May 1997), 10.

Human Factors Considerations for Warfighting Symbology

As discussed previously, both the DoD Symbology Information Technology Standards Plan and the SSMC Charter address the need to consider human factors in the management of warfighting symbology. The former states that the Human Factors LSA, managed by the U.S. Army and the U.S. Air Force, is responsible for aircraft display symbology. In the present management structure, however, there is no direct human factors consideration, to include complexity, given to warfighting symbology as promulgated in MIL-STD 2525. The latter states that the SSMC will use human factors engineering to assist in the development of symbology standards selection criteria. While such considerations are important in the development of symbology standards selection criteria, they are also important in the development of the symbols themselves. Since no human factors considerations are given to the development of symbols during the change proposal process, the SSMC has complied with its charter but has not considered the needs of the end user, the commander in the field, who has been provided with a symbology that has been thoroughly managed for compliance with standards and doctrine, but with no consideration given to human factors, such as complexity.

Conclusion

In summary, warfighting symbology has evolved with the doctrine it visually represents. As warfighting symbology has evolved, it has increased in complexity. With the increase in complexity comes the potential for misunderstanding of the commander's battlespace visualization among subordinates. Since the commander's battlespace visualization is the foundation upon which plans are built, such misunderstandings could lead to errors in planning and execution. The current process by which warfighting

symbols are added to MIL-STD 2525 is concerned primarily with ensuring compliance with standards and doctrinal applicability, but neglects such human factors aspects as complexity. While compliance with standards and doctrinal applicability are important from an administrative or configuration management perspective, the current process does not adequately address the needs of the end user, the commander in the field who needs to visualize the battlespace in order to exercise command and control.

CHAPTER 3
RESEARCH METHODOLOGY

Research Design Overview

Research will begin with an investigation of the factors shown to influence symbol complexity in both military and civilian sponsored research. The end product of this initial investigation will be a quantitative measure of symbol complexity, which will be based on the following factors described in symbology research:

1. Simplicity
2. Closure
3. Continuity
4. Number of lines in external shape
5. Number of lines in internal shape
6. Number of arcs
7. Number of alphanumeric characters
8. Figural unity
9. Symmetry

Complexity will be quantified for all MIL-STD 2525B symbols for ground combat, combat support, combat service support, and installations as well as for MOOTW symbols added in 2006 and 2007. The results of this complexity quantification will be compared for different categories of symbols within the ground combat, combat support, combat service support, and installation hierarchies.

Selection of Symbols for Evaluation

Warfighting symbols to be evaluated will be selected from the electronic version of MIL-STD 2525B, which is produced and distributed by DISA in .svg and .jpg format. The symbols evaluated from this study will be from the Ground Track and MOOTW portions of the electronic version of MIL-STD 2525B.

Complexity Evaluation

In order to make the data more manageable, spreadsheets will be structured following the taxonomy scheme in MIL-STD 2525B as shown in figure 16. For ground equipment and installations, one Microsoft Excel ® 2007 spreadsheet file will be created with each subsequent taxonomic level shown in figure 16 comprising a worksheet within that spreadsheet. For ground units, one spreadsheet file will be created for combat, combat service support, and combat support. Special C2 headquarters will be included in the combat support spreadsheet as a separate worksheet. Separate worksheets will be made for each additional taxonomic level.

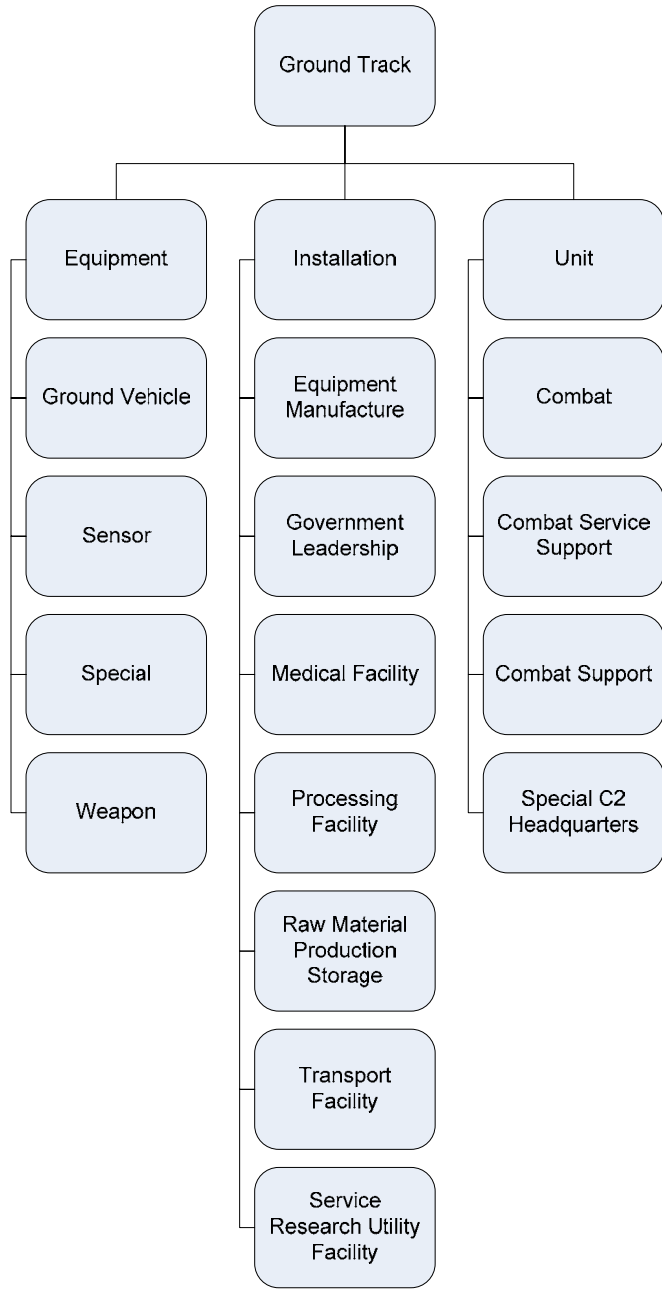


Figure 16. Ground Track Warfighting Symbology Taxonomy
 Source: Adapted from MIL-STD 2525B 2007.

Field Artillery








Category	Subcategory 1	Subcategory 2	Symbol	SIDC	Elements	Closure	Continuity	Internal Lines	Arcs	Alphanumerics	Figural Unity	Symmetry	Complexity Coefficient
				sfgpucf	3	0	0	0	0	0	0	0	3
Artillery Survey				sfgpucfs	6	0	0	2	0	0	0	2	10
Artillery Survey	Air Assault			sfgpucfss	8	0	0	4	0	0	0	2	14
Artillery Survey	Airborne			sfgpucfa	8	0	0	2	2	0	0	2	14
Artillery Survey	Light			sfgpucfsl	7	0	0	2	0	1	0	2	12
Artillery Survey	Mountain			sfgpucfso	7	0	0	2	0	0	0	2	11
Howitzer Gun				sfgpucfh	3	0	0	0	0	0	0	0	3

Figure 17. Symbol Complexity Evaluation Spreadsheet
Source: Created by author.

Values for each of the 9 complexity parameters will be entered into the spreadsheet as shown in figure 17. The header, “Field Artillery” in figure 17, indicates the name of the worksheet within the spreadsheet. Column A indicates the category within Field Artillery. Columns B and C indicate subcategories within the category indicated in Column A. Column C is a graphic depiction of the symbol in .jpg format. Column D is the SIDC, or Symbol Identification Code, which is used to systematically identify each Warfighting symbol (figure 18).

CODING SCHEME (1) (POSITION 1)	AFFILIATION / EXERCISE AMPLIFYING DESCRIPTOR (1) (POSITION 2)	BATTLE DIMENSION (1) (POSITION 3)	STATUS (1) (POSITION 4)
S - WARFIGHTING	P - PENDING U - UNKNOWN A - ASSUMED FRIEND F - FRIEND N - NEUTRAL S - SUSPECT H - HOSTILE G - EXERCISE PENDING W - EXERCISE UNKNOWN M - EXERCISE ASSUMED FRIEND D - EXERCISE FRIEND L - EXERCISE NEUTRAL J - JOKER K - FAKER	P - SPACE A - AIR G - GROUND S - SEA SURFACE U - SEA SUBSURFACE F - SOF X - OTHER (No frame) Z - UNKNOWN	A - ANTICIPATED/PLANNED P - PRESENT
FUNCTION ID (6) (POSITION 5 - 10)	SYMBOL MODIFIER (2) (POSITION 11, 12)	COUNTRY CODE (2) (POSITION 13, 14)	ORDER OF BATTLE (1) (POSITION 15)
See table A-III for specific values.	See table A-II for specific values.	See HPS Pub series 10	A - AIR OB E - ELECTRONIC OB C - CIVILIAN OB G - GROUND OB N - MARITIME OB S - STRATEGIC FORCE RELATED

Figure 18. Symbol Identification Code (SIDC) Positions and Categories
Source: DISA, Draft MIL-STD 2525C Department of Defense Interface Standard: Common Warfighting Symbolology (Washington, DC: Government Printing Office, 2008), 78.

Column E indicates the symbol's measure of simplicity. Simplicity, for the purposes of this study, is defined as the number of elements contained in a symbol. In the friendly tactical satellite unit example shown above, the symbol contains 8 elements. These elements are the frame, the color inside the frame, the signal unit icon, the 3 rectangles in the center, the arc, and the line connecting the arc to the center rectangle. A large value for the simplicity parameter corresponds to a greater number of elements and therefore greater complexity.

Column F indicates the symbol's measure of closure. Closure, for the purposes of this study, is defined as the number of breaches of closure or open shapes within the symbol. A large value for the closure parameter corresponds to a greater number of open shapes and therefore greater simplicity.

Column G indicates the symbol's measure of continuity. Continuity, for the purposes of this study, is defined as the number of breaches of continuity, or the number of times one particular shape or line crosses another. A large value for the continuity parameter corresponds to a greater number of breaches of continuity and therefore greater complexity.

Column H indicates the symbol's number of internal lines. Number of lines in internal shape, for the purposes of this study, is defined as the number of lines contained within the symbol's frame. A larger value for this parameter corresponds to a greater number of internal lines and therefore greater complexity.

Column I indicates the symbol's number of arcs. Number of arcs, for the purposes of this study, is defined as the number of arcs contained within the symbol's frame. A larger value for this parameter corresponds to a greater number of arcs and therefore greater complexity.

Column J indicates the symbol's number of alphanumeric characters. Number of alphanumeric characters, for the purposes of this study, is defined as the number of alphanumeric characters contained within the symbol's frame. A larger value for this parameter corresponds to a greater number of alphanumeric characters and therefore greater complexity.

Column K indicates the symbol's measure of figural unity. Figural unity, for the purposes of this study, is defined as the number of breaches of figural unity, or the number of symbol components external to the frame of the symbol. A larger value for this parameter corresponds to a greater number of elements external to the frame of the

symbol and therefore greater complexity. In this study, only the ground installation symbols have breaches of figural unity.

Column L indicates the symbol's measure of symmetry. Symmetry, for the purposes of this study, is defined as the number of planes in which the symbol is asymmetric. A larger value for this parameter corresponds to a greater number of planes in which the symbol is asymmetric and therefore greater complexity.

Column M indicates the symbol's complexity coefficient. The complexity coefficient, for the purposes of this study, is defined as the sum of Columns F through M.

Column N indicates the symbol's unitized complexity coefficient for the worksheet. For the purposes of this study, this value is obtained by dividing the symbol's complexity coefficient by the mean complexity coefficient for all symbols in the worksheet.

Column O indicates the symbol's unitized complexity coefficient for the entire spreadsheet file. For the purposes of this study, this value is obtained by dividing the symbol's complexity coefficient by the mean complexity coefficient for all symbols in the spreadsheet file.

Comparison of Complexity Values

Having quantified each symbol's complexity among all 9 parameters, these values will be added to produce a complexity coefficient. The mean and standard deviation of each complexity parameter value and complexity coefficient will be taken and compared between ground combat, combat support, combat service support, and installation symbol sets, as well as subsets within each category. The worksheet and spreadsheet unitized values will be used for the comparison of individual symbols' complexity as well.

Symbology Change Proposal Process

In order to examine the methods by which warfighting symbology is updated, documents outlining the process will be obtained from DISA. The process will be examined in depth and potential complexity mitigating modifications to the process will be suggested and examined.

CHAPTER 4
ANALYSIS

Overall Analysis of Ground Track Warfighting Symbols

Mean complexity coefficients for all categories analyzed in this study are graphed in figure 19 based on the data in figure 20. As the data show, the mean complexity coefficients from 4 for information warfare units to 24 for landing support units. Both of these categories, however, consist of a single symbol. In the paragraphs that follow, each category will be discussed in greater detail.

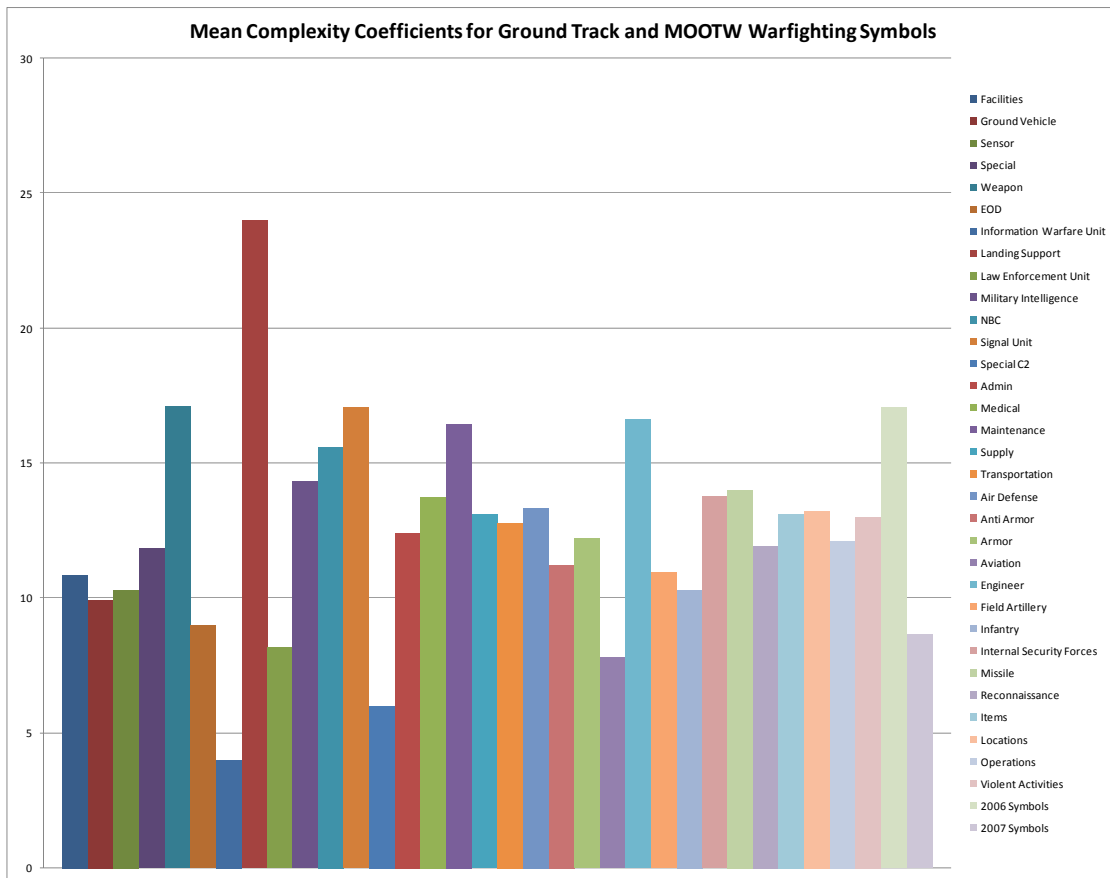


Figure 19. Mean Complexity Coefficients for Ground Warfighting Symbols
Source: Created by author.

Analysis of Ground Equipment Warfighting Symbols

Mean complexity coefficients for ground equipment warfighting symbols are graphed in figure 20 based on the data in figure 21. The mean complexity coefficient of symbols for ground weapons was found to be the highest among these symbols. The greatest contributors to this greater complexity were, as shown in figure 21, the number of elements and the number of internal lines.

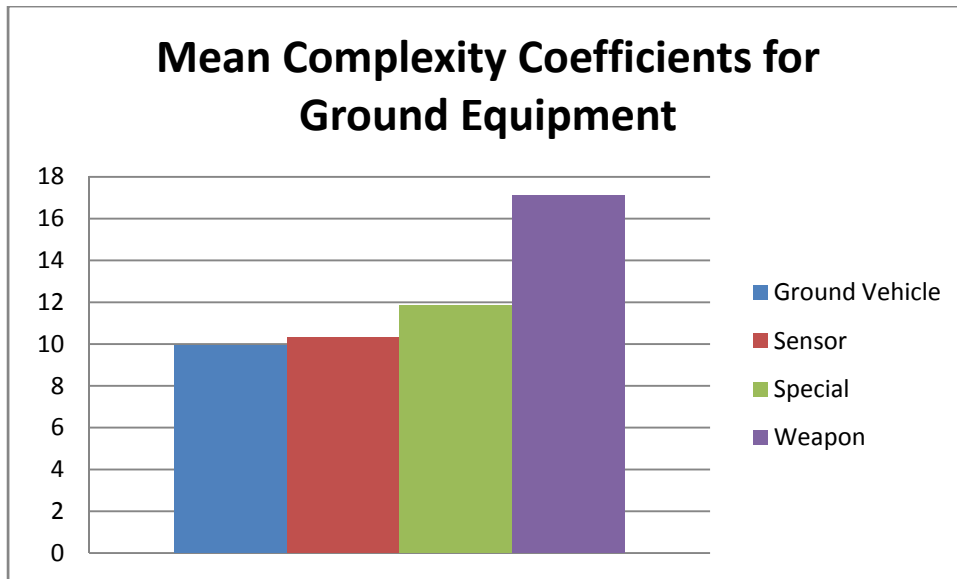


Figure 20. Mean Complexity Coefficients for Ground Equipment Warfighting Symbols

Source: Created by author.

	Category			
	Ground Vehicle	Sensor	Special	Weapon
Elements				
Mean	6.04878	6	6.666667	8.478261
Standard Deviation	2.547826	3	4.633213	1.694357
Closure				
Mean	0	0	0	0.028986
Standard Deviation	0	0	0	0.168995
Continuity				
Mean	0.146341	0	0	1.594203
Standard Deviation	0.569209	0	0	1.228567
External Lines				
Mean	0	0	0	0
Standard Deviation	0	0	0	0
Internal Lines				
Mean	1.719512	3	3.166667	5.347826
Standard Deviation	1.476352	3	5.382069	1.739051
Arcs				
Mean	0.207317	0.333333	0.5	0.318841
Standard Deviation	0.978003	0.57735	0.83666	0.469441
Alphanumerics				
Mean	0.341463	0	0.166667	0.217391
Standard Deviation	1.157045	0	0.408248	0.615237
Figural Unity				
Mean	0	0	0	0
Standard Deviation	0	0	0	0
Symmetry				
Mean	1.47561	1	1.333333	1.115942
Standard Deviation	0.688989	1	0.516398	0.322501
Complexity Coefficient				
Mean	9.939024	10.33333	11.83333	17.10145
Standard Deviation	4.678154	6.658328	9.928075	4.211835

Figure 21. Complexity Parameter Means and Standard Deviations for Ground Equipment Warfighting Symbols

Source: Created by author.

Analysis of Ground Installation Warfighting Symbols

Mean complexity coefficients and standard deviations for ground installation warfighting symbols are shown in figure 22. These values are not graphed because there are no subcategories of ground installation warfighting symbols and therefore no basis for comparison.

Complexity Parameters	Category	
		Facilities
	Elements	
	Mean	6.102564
	Standard Deviation	1.500787
	Closure	
	Mean	0
	Standard Deviation	0
	Continuity	
	Mean	0.282051
	Standard Deviation	0.60475
	External Lines	
	Mean	0
	Standard Deviation	0
	Internal Lines	
	Mean	0.641026
	Standard Deviation	1.135253
	Arcs	
	Mean	0.410256
	Standard Deviation	0.785324
	Alphanumerics	
	Mean	0.923077
	Standard Deviation	1.511093
	Figural Unity	
	Mean	1
	Standard Deviation	0
	Symmetry	
	Mean	1.512821
	Standard Deviation	0.50637
	Complexity Coefficient	
	Mean	10.87179
	Standard Deviation	3.434956

Figure 22. Complexity Parameter Means and Standard Deviations for Ground Installation Warfighting Symbols

Source: Created by author.

Analysis of Ground Combat Unit Warfighting Symbols

Mean complexity coefficients for ground combat unit warfighting symbols are graphed in figure 23 based on the data in figure 24. The mean complexity coefficient of symbols for engineer units was found to be the highest among these symbols. The greatest contributors to this greater complexity were, as shown in figure 24, the number of elements and the number of internal lines.

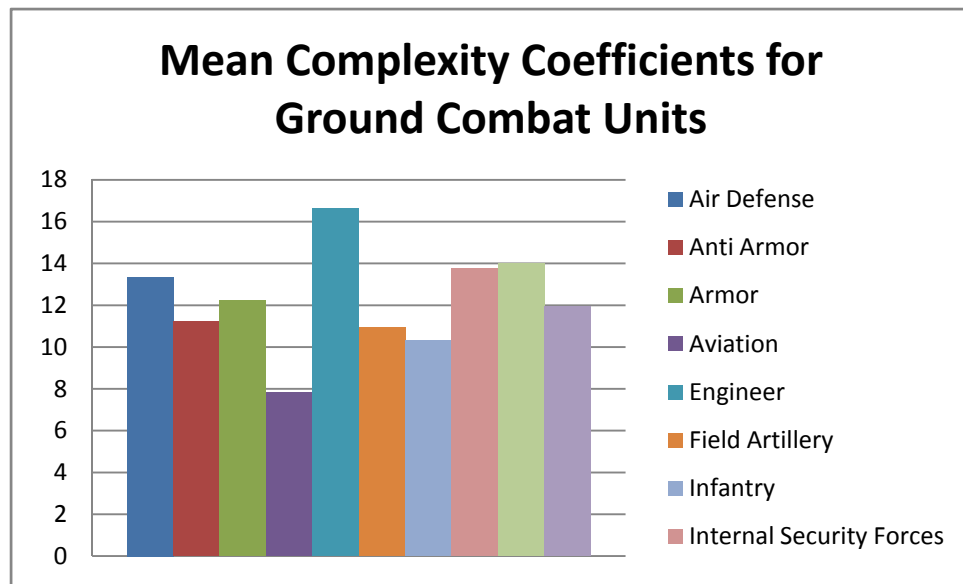


Figure 23. Mean Complexity Coefficients for Ground Combat Unit Warfighting Symbols

Source: Created by author.

	Category											
	Air Defense	Anti Armor	Armor	Aviation	Engineer	Field Artillery	Infantry	Internal Security Forces	Missile	Reconnaissance		
Complexity Parameters	Elements											
	Mean	6.8823529	5.692308	7.61111	5.40909	8.214286	6.46808511	5.4	7.555555556	6.666667	5.882352941	
	Standard Deviation	1.4090047	1.250641	4.0459	1.09801	1.625687	2.07313105	0.843274	2.65099562	0.57735	2.997548018	
	Closure											
	Mean	0	0.384615	0	0	1.071429	0.04255319	0.1	0	1	0.058823529	
	Standard Deviation	0	1.120897	0	0	0.267261	0.20402971	0.316228	0	0	0.242535625	
	Continuity											
	Mean	0.3529412	1.307692	0.55556	0	0.214286	0.29787234	0.9	0.777777778	0	0.647058824	
	Standard Deviation	0.8617697	1.887883	0.92178	0	0.578934	0.93051864	2.024846	1.56347192	0	1.05718828	
	External Lines											
	Mean	0	0	0	0	0	0	0	0	0	0	0
	Standard Deviation	0	0	0	0	0	0	0	0	0	0	0
	Internal Lines											
	Mean	2.1176471	2.692308	0.33333	0.31818	4.285714	1.57446809	2.5	0.444444444	3	1.176470588	
	Standard Deviation	1.5363249	1.031553	0.59409	0.71623	0.61125	1.44078301	0.707107	0.726483157	0	0.635933774	
	Arcs											
	Mean	1.7058824	0	2.44444	0	0.285714	0.61702128	0.4	0	1	1.647058824	
	Standard Deviation	0.5878675	0	3.72941	0	0.726273	1.71379558	0.843274	0	0	3.101233151	
	Alphanumerics											
	Mean	0.8235294	0.076923	0.27778	1	1.142857	0.63829787	0.1	3	0.666667	0.529411765	
	Standard Deviation	1.1311109	0.27735	0.46089	1.06904	1.91581	1.24106427	0.316228	0	0.57735	1.007326105	
	Figural Unity											
	Mean	0	0	0	0	0	0	0	0	0	0	0
	Standard Deviation	0	0	0	0	0	0	0	0	0	0	0
	Symmetry											
	Mean	1.4705882	1.076923	1	1.09091	1.428571	1.31914894	0.9	2	1.666667	2	
	Standard Deviation	0.5144958	0.27735	0.48507	0.61016	0.513553	0.5936762	0.737865	0	0.57735	0	
	Complexity Coefficient											
Mean	13.352941	11.23077	12.2222	7.81818	16.64286	10.9574468	10.3	13.77777778	14	11.94117647		
Standard Deviation	3.0401722	3.539158	8.49606	2.4031	3.564939	4.10173583	2.451757	3.19287401	1.732051	6.427194063		

Figure 24. Complexity Parameter Means and Standard Deviations for Ground Combat Unit Warfighting Symbols

Source: Created by author.

Analysis of Ground Combat Service Support Unit Warfighting Symbols

Mean complexity coefficients for ground combat service support unit warfighting symbols are graphed in figure 25 based on the data in figure 26. The mean complexity coefficient of symbols for maintenance units was found to be the highest among these symbols. The greatest contributors to this greater complexity were, as shown in figure 26, the number of elements and the number of internal lines.

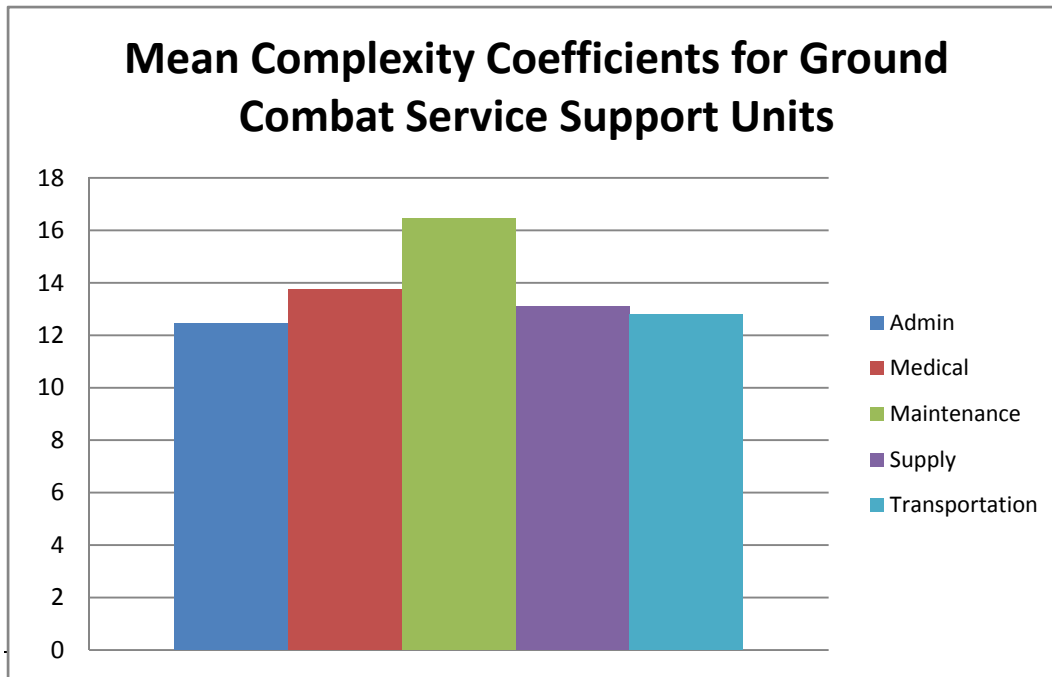


Figure 25. Mean Complexity Coefficients for Ground Combat Service Support Unit Warfighting Symbols

Source: Created by author.

	Category				
	Admin	Medical	Maintenance	Supply	Transportation
Elements					
Mean	6.567568	7	8.833333333	7.133333	7.5
Standard Deviation	2.021283	1.812654	2.176073096	2.21154	2.431412081
Closure					
Mean	0	0	0.166666667	0.066667	0.166666667
Standard Deviation	0	0	0.383482494	0.252262	0.383482494
Continuity					
Mean	0	0.4	0	0	0.166666667
Standard Deviation	0	0.828079	0	0	0.383482494
External Lines					
Mean	0	0	0	0	0
Standard Deviation	0	0	0	0	0
Internal Lines					
Mean	2	4.4	3.666666667	3.8	2.888888889
Standard Deviation	1.699673	1.882248	2.029198625	2.159545	1.996729352
Arcs					
Mean	0	0	2	0.066667	0.166666667
Standard Deviation	0	0	0	0.252262	0.383482494
Alphanumerics					
Mean	1.972973	0.6	0.5	0.4	0.5
Standard Deviation	1.462237	0.507093	0.785905248	1.095445	1.150447483
Figural Unity					
Mean	0	0	0	0	0
Standard Deviation	0	0	0	0	0
Symmetry					
Mean	1.891892	1.333333	1.277777778	1.644444	1.388888889
Standard Deviation	0.3148	0.899735	0.669113158	0.48409	0.697802339
Complexity Coefficient					
Mean	12.43243	13.73333	16.44444444	13.11111	12.77777778
Standard Deviation	4.252715	3.936399	4.501270699	4.588633	4.672265549

Figure 26. Complexity Parameter Means and Standard Deviations for Ground Combat Service Support Unit Warfighting Symbols

Source: Created by author.

Analysis of Ground Combat Support Unit Warfighting Symbols

Mean complexity coefficients for ground combat support unit warfighting symbols are graphed in figure 27 based on the data in figure 28. The mean complexity

coefficient of symbols for landing support units was found to be the highest among these symbols. Since, however, this category consists of a single symbol, the signal unit category provides a more suitable category for measurement of maximum mean complexity coefficient. The greatest contributors to this greater complexity were, as shown in figure 28, the number of elements and the number of internal lines.

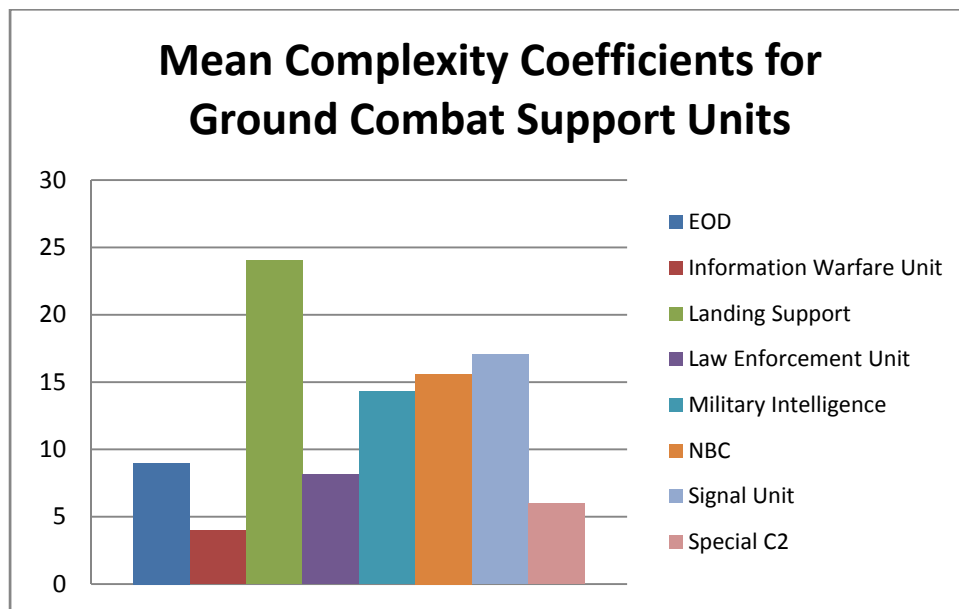


Figure 27. Mean Complexity Coefficients for Ground Combat Support Unit Warfighting Symbols

Source: Created by author.

	Category							
	EOD	Information Warfare Unit	Landing Support	Law Enforcement Unit	Military Intelligence	NBC	Signal Unit	Special C2
Elements								
Mean	4.5	4	12	4.5	7.28571429	8.266667	8.411765	3
Standard Deviation	0.707107			1.048808848	3.56570971	1.791514	1.938389	
Closure								
Mean	0	0	0	0	0	0	0	0
Standard Deviation	0			0	0	0	0	
Continuity								
Mean	0	0	0	0	0.19047619	1.8	0.647059	0
Standard Deviation	0			0	0.87287156	2.210365	1.538716	
External Lines								
Mean	0	0	0	0	0	0	0	1
Standard Deviation	0			0	0	0	0	
Internal Lines								
Mean	0	0	0	0	1.28571429	0.4	3.882353	0
Standard Deviation	0			0	1.82051798	0.632456	2.088132	
Arcs								
Mean	0	0	8	0	0.80952381	2	0.176471	0
Standard Deviation	0			0	3.48739226	0	0.528594	
Alphanumerics								
Mean	2.5	2	2	1.833333333	2.76190476	1.133333	1.941176	0
Standard Deviation	0.707107			0.98319208	1.2208506	0.63994	1.519481	
Figural Unity								
Mean	0	0	0	0	0	0	0	0
Standard Deviation	0			0	0	0	0	
Symmetry								
Mean	2	2	2	1.833333333	2	2	2	2
Standard Deviation	0			0.40824829	0	0	0	
Complexity Coefficient								
Mean	9	4	24	8.166666667	14.3333333	15.6	17.05882	6
Standard Deviation	1.414214			2.228601953	7.05218642	4.371989	4.264249	

Figure 28. Complexity Parameter Means and Standard Deviations for Ground Combat Support Unit Warfighting Symbols

Source: Created by author.

Analysis of MOOTW Warfighting Symbols and 2006 – 2007 Additions

Mean complexity coefficients for MOOTW warfighting symbols in MIL-STD 2525B and those added in 2006 and 2007 are graphed in figure 29 based on the data in figure 30. The mean complexity coefficient of MOOTW symbols added in 2006 was found to be the highest among these symbols. The greatest contributors to this greater

complexity were, as shown in figure 30, the number of elements and the number of internal lines, as well as breaches of continuity.

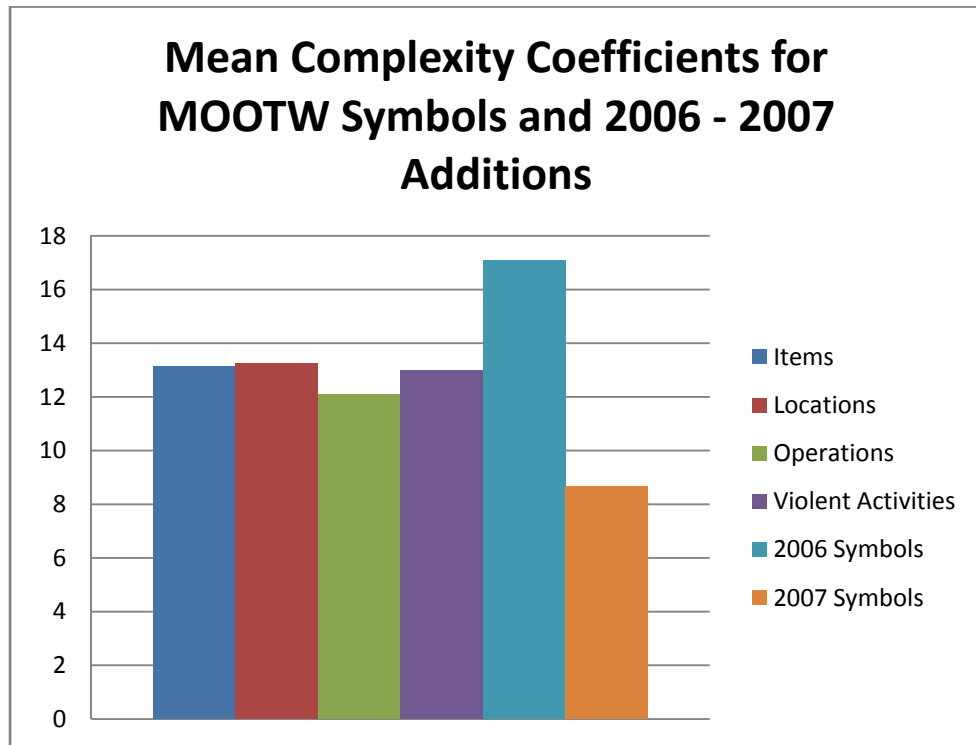


Figure 29. Mean Complexity Coefficients for MOOTW Warfighting Symbols and 2006-2007 Additions

Source: Created by author.

	Category					
	Items	Locations	Operations	Violent Activities	2006 Symbols	2007 Symbols
Elements						
Mean	7.285714	6.75	6.36842105	6.6	8.23077	4.666667
Standard Deviation	2.627691	2.872281	1.38285238	1.264911	2.45472	1.527525
Closure						
Mean	0	0	0	0	0	0
Standard Deviation	0	0	0	0	0	0
Continuity						
Mean	0.428571	0.75	0.78947368	0.9	2.07692	0
Standard Deviation	1.133893	1.5	1.51213416	0.994429	0.95407	0
External Lines						
Mean	0	0	0	0	0	0
Standard Deviation	0	0	0	0	0	0
Internal Lines						
Mean	1.142857	1.5	2	2.3	3.07692	0
Standard Deviation	2.193063	3	2	1.337494	1.38212	0
Arcs						
Mean	1.428571	0	0.26315789	0	0	0
Standard Deviation	2.992053	0	0.80568158	0	0	0
Alphanumerics						
Mean	1.571429	2.5	1	1.5	1.84615	2
Standard Deviation	1.98806	1.732051	1.29099445	1.581139	1.28103	1.73201
Figural Unity						
Mean	0	0	0	0	0	0
Standard Deviation	0	0	0	0	0	0
Symmetry						
Mean	1.285714	1.75	1.68421053	1.7	1.84615	2
Standard Deviation	0.755929	0.5	0.58239273	0.483046	0.37553	0
Complexity Coefficient						
Mean	13.14286	13.25	12.1052632	13	17.0769	8.666667
Standard Deviation	5.304984	5.251984	3.54173117	3.197221	4.80384	3.21455

Figure 30. Complexity Parameter Means and Standard Deviations for MOOTW Warfighting Symbols and 2006-2007 Additions
Source: Created by author.

Symbology Change Proposal Process Analysis

As previously discussed, neither the mandated interaction with LSAs nor the change proposal process incorporates any formal consideration of human factors, to

include complexity, into the change proposal process. The result is a process that uses voting by consensus to ultimately produce new warfighting symbols that have been found to be consistent with doctrine and compatible with DoD hardware and software. While such consistency and compatibility are vitally important, the complexity and thus the usefulness of the symbol in visualizing the battlespace is equally, if not more so, important to the end users of the symbols. In order to address this shortfall, there are a number of options which include discarding MIL-STD 2525 in favor of a new symbology based on human factors research; the incorporation of human factors expertise into the change proposal process via a human factors oversight panel or the addition of a SSMC voting member who would ensure that human factors are considered in change proposals that result in additional symbols; or the addition of a human factors based symbol design program to the change proposal process

Discarding MIL-STD 2525 in favor of a new symbology based on human factors research would provide the end user with the least complex and thus most effective symbology, but would require an extensive amount of highly specialized research and would require all end users to learn new symbology. Such a new symbology would also have the potential additional disadvantage of incompatibility with existing systems. Because of these disadvantages, such a new symbology is not likely to be developed in the near future.

The incorporation of human factors expertise into the change proposal process could be accomplished by adding a panel of experts or a SSMC voting member to ensure that human factors, such as complexity, are adequately considered in the development of a new symbol. The addition of this expertise would require the permanent addition of

one or more personnel to the SSMC and would have the advantage of minimally altering the change proposal process. The addition of this expertise would, however, require some degree of restructuring and would add to an already extensive bureaucracy.

The addition of a human factors based symbol design program to the change proposal process would provide the end user with new symbols that have been designed to convey the required information with the lowest possible degree of complexity. Such a program would use the complexity parameters discussed in this study controlled trials of candidate symbols to scientifically determine the best symbol. The addition of this program would have the advantage of providing the end user with the best possible symbol. Such a program would have the disadvantages of cost and of time. If the program were to be a permanent part of the change proposal process and were staffed by government personnel, significant restructuring would be required and the resulting bureaucracy would add ever increasing levels of inefficiency to the process. If the program were to be staffed by contract, however, it could be specifically tasked to produce and test candidate symbols in support of a change proposal. With a sole focus of producing and testing candidate symbols with scientific rigor, growth of the current bureaucracy would be minimized and the end users would be provided with the best possible symbols.

CHAPTER 5

CONCLUSIONS AND RECOMMENDATIONS

Conclusions

The research conducted in this study has determined that the Symbology Standards Management Committee (SSMC), which manages warfighting symbology as promulgated in MIL-STD 2525, considers doctrinal applicability and compliance with standards, but does not consider human factors aspects, to include complexity, of warfighting symbology. The change proposal process, through which the SSMC approves new symbols for inclusion in MIL-STD 2525, has arbitrarily generated symbols with no consideration given to their complexity and potential for misunderstanding.

This study established a method by which the complexity of warfighting symbols may be quantified through an examination of parameters which, when added, constitute a symbol's complexity coefficient. Through an examination of complexity coefficients for ground track and MOOTW warfighting symbols in MIL-STD 2525B and those added in 2006 and 2007, this study showed that the number of elements and the number of internal lines were the two parameters that contributed the most to the highest mean complexity coefficients in this sample of warfighting symbols. This study showed that these parameters were also most responsible for the highest mean complexity coefficients in MOOTW symbols added to MIL-STD 2525 in 2006 and 2007.

Recommendations

In order to mitigate increasing complexity in symbols added to MIL-STD 2525, the following recommendations are made:

1. Add a human factors based symbol design program to the change proposal process in the near term.
2. In the far term, evaluate all Warfighting symbols in MIL-STD 2525 in order to determine which are the most complex. Conduct testing with a sample of end users to determine the extent to which symbol complexity affects the end user's ability to use the symbols, and incrementally redesign the symbols using the human factors based symbol design program.
3. Require all new systems to have the capability to use warfighting symbols in the SVG format.

Human Factors Based Design and the Change Proposal Process

In the near term, the addition of human factors expertise to the change proposal process could help to ensure that the SSMC considers human factors aspects when adding warfighting symbols to MIL-STD 2525. One way in which this could be accomplished is through the addition of a human factors based symbol design program to the change proposal process. Such a program would provide the end user with new symbols that have been designed to convey the required information with the lowest possible degree of complexity. It would use the complexity parameters discussed in this study and controlled trials of candidate symbols to scientifically determine the best symbol. The addition of this program would have the advantage of providing the end user with the

best possible symbol. The composition and exact operation of this program are topics for further study.

Symbol Assessment and Redesign

Scientifically speaking, the ideal solution to the problem of warfighting symbology complexity would be to discard MIL-STD 2525 in favor of a novel symbology based entirely on human factors research and extensive experimentation. Such a solution is not realistic, however, given the cost in resources and time to implement it. An improved solution would combine two approaches in parallel. The first approach would put an end to arbitrary symbol design and use the complexity factors described in this research when adding new symbols to MIL-STD 2525, while the second would determine which of the existing warfighting symbols were most complex and problematic and would redesign them.

In the first approach, shown in figure 31, a symbol design process that incorporates the complexity parameters described in this research would be used for all new warfighting symbols approved for inclusion in MIL-STD 2525. After SSMC approval of a change proposal, the change proposal would be used to generate requirements for symbol design. These requirements would be used to determine the symbol's affiliation, the shape of the frame, and any applicable modifiers. Once these requirements had been determined, at least 2 candidate icons would be designed. The icons, affiliation color, and frames would then be combined to make complete symbols, which would then be tested in order to determine which would be selected for inclusion in MIL-STD 2525.

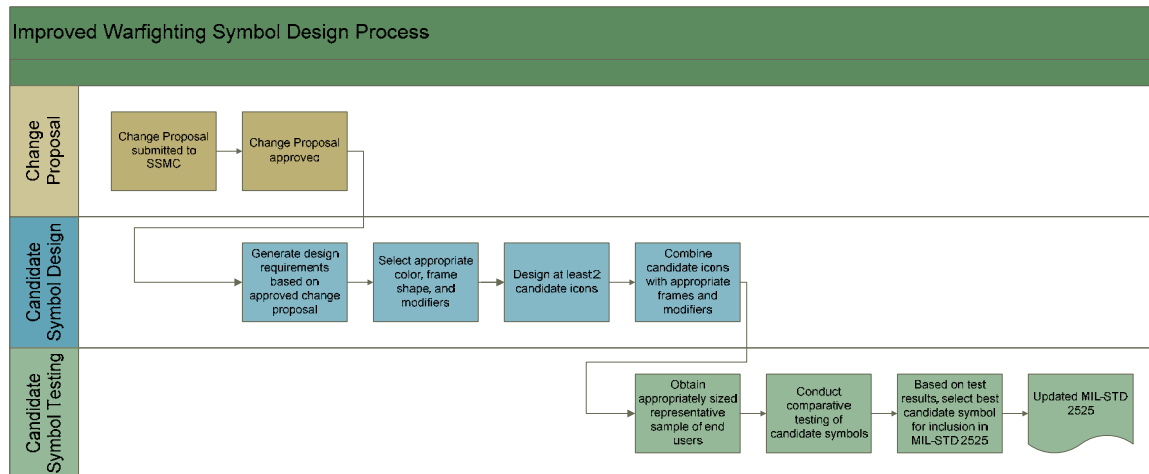


Figure 31. Improved Warfighting Symbol Design Process

Source: Created by author.

In the second approach, shown in figure 32, all warfighting symbols in MIL-STD 2525 would be reexamined using the methods described in this research to determine which are the most complex. Rigorous testing would then be conducted, using a sample population of end users in order to measure the effect of the high complexity coefficients on the end users' ability to use them. Those symbols found to be excessively complex for the end users would then be redesigned using the candidate symbol design and candidate symbol testing processes described in the first approach.

While such a novel symbology would be the optimal solution for the end user, there are two primary disadvantages to the approach. The first disadvantage involves the requirement to learn the new simplified symbols that replaced the previous, more complex symbols. Such a transition would have the potential to cause confusion and inconvenience for the end users. This could be mitigated, to an extent, by incrementally redesigning those symbols by beginning with those deemed to be the most complex and in need of change.

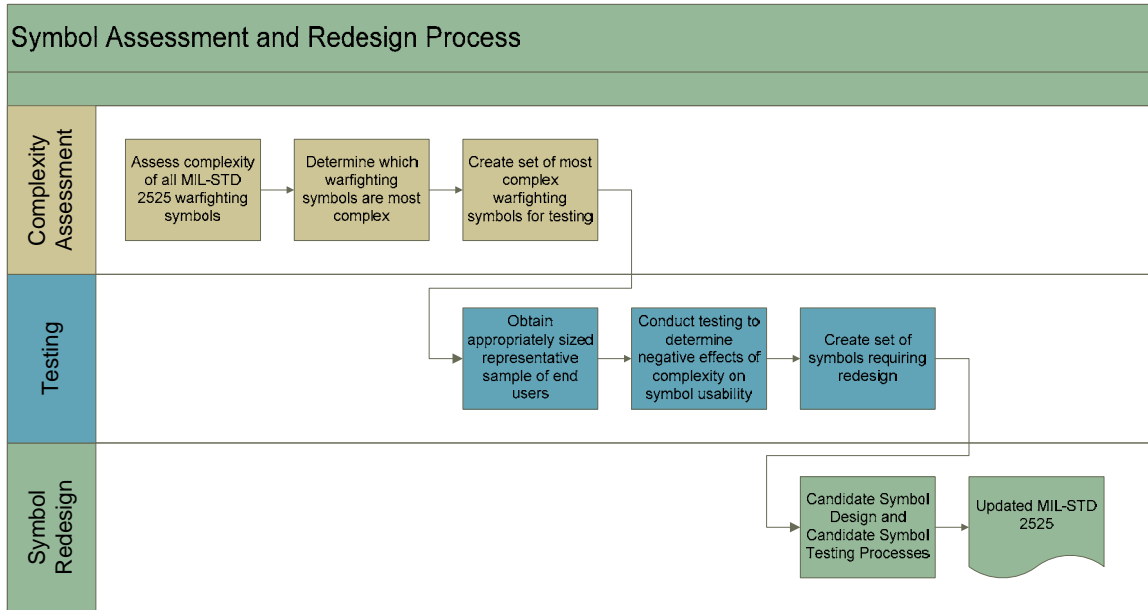


Figure 32. Symbol Assessment and Redesign Process
 Source: Created by author.

The second disadvantage to the development of a novel symbology is concerned with the symbology's compatibility with existing systems. This disadvantage could be overcome by requiring all new systems, and upgrades to current systems, to be able to use symbols generated in the Scalable Vector Graphics, or SVG, format. In this format, the symbols would consist of lines of Extensible Markup Language, or XML code, that require significantly less memory and bandwidth to transmit than the conventional bitmap formats used today. The SVG format has the additional advantage of producing high resolution images regardless of the size. Since all MIL-STD 2525 warfighting symbols are currently produced in SVG format, upgrade of existing systems and the inclusion of SVG capability in new systems would be required. The high quality of the images and the savings in memory and bandwidth make this format ideal for the end user. Inclusion of the capability to use SVG graphics would also make the addition of new

symbols to existing systems easier and less costly. If and when this capability becomes a requirement in DoD systems that use MIL-STD 2525, these systems will function more efficiently, will be able to have the most current symbols, and the end user will have a simpler symbology designed around his needs.

GLOSSARY

Symbol. An object that presents information.

Tactical graphic. A category of warfighting symbology that provides information about objects necessary for battlefield planning and management.

Tactical symbol. A category of warfighting symbology that provides information about the standard identity, battle dimension, status, and mission of a warfighting object.








Text. Words, alphanumeric information, and other ASCII characters used to define or further designate the meaning of a symbol.








Warfighting symbology. Symbology used to plan and execute military operations in support of C2 functions. These symbols fall into two basic categories: tactical symbols and tactical graphics








APPENDIX A








GROUND EQUIPMENT DATA








Ground Vehicle Data Spreadsheets








Category	Sub-category 1	Sub-category 2	Sub-category 3	Sub-category 4	Symbol	SIDC	Elements	Closure	Continuity	Internal Lines	Arcs	Alphanumerics	Figural Unity	Symmetry	Complexity Coefficient	Work-sheet Utilized	Spread-sheet Utilized
Ground Vehicle						sfgpev	6	0	0	1	0	0	0	1	8	0.80491	0.65031
Ground Vehicle	Armored					sfgpeva	7	0	0	0	1	0	0	1	9	0.90552	0.7316
Ground Vehicle	Armored	Armored Infantry				sfgpevai	5	0	0	2	0	0	0	0	7	0.70429	0.56902
Ground Vehicle	Armored	Armored Personnel Carrier				sfgpevaa	3	0	0	0	0	0	0	1	4	0.40245	0.3256
Ground Vehicle	Armored	Armored Personnel Carrier	Recovery			sfgpevar	6	0	0	1	2	0	0	1	10	1.00613	0.81289
Ground Vehicle	Armored	C2VACV				sfgpevac	8	0	0	5	0	0	0	2	15	1.5092	1.21933
Ground Vehicle	Armored	Combat Service Support Vehicle				sfgpevas	4	0	0	1	0	0	0	1	6	0.60368	0.48773








Ground Vehicle	Armored	Light Armored Vehicle				sfgpevat	9	0	0	3	0	0	0	1	13	130798	105676
Ground Vehicle	Armored	Tank				sfgpevat	3	0	0	0	0	0	0	0	3	0.30184	0.24387
Ground Vehicle	Armored	Tank	Heavy			sfgpevat	6	0	0	3	0	0	0	0	9	0.90552	0.7316
Ground Vehicle	Armored	Tank	Heavy	Recovery		sfgpevatr	9	0	3	4	2	0	0	0	18	1.81104	1.4632
Ground Vehicle	Armored	Tank	Light			sfgpevatl	4	0	0	1	0	0	0	0	5	0.50307	0.40644
Ground Vehicle	Armored	Tank	Light	Recovery		sfgpevatr	7	0	1	2	2	0	0	0	12	1.20736	0.97547
Ground Vehicle	Armored	Tank	Medium			sfgpevatm	5	0	0	2	0	0	0	0	7	0.70429	0.56902








Ground Vehicle	Armored	Tank	Medium	Recovery		sfgpevatmr	8	0	2	3	2	0	0	0	15	1.5092	1.21933
Civilian Vehicle						sfgpevc	5	0	0	0	0	3	0	2	10	1.00613	0.81289
Civilian Vehicle	Automobile					sfgpevca	3	0	0	0	0	0	0	2	5	0.50307	0.40644
Civilian Vehicle	Automobile	Compact				sfgpevccl	4	0	0	1	0	0	0	2	7	0.70429	0.56902
Civilian Vehicle	Automobile	Midsized				sfgpevcam	5	0	0	2	0	0	0	2	9	0.90552	0.7316
Civilian Vehicle	Automobile	Sedan				sfgpevcsh	6	0	0	3	0	0	0	2	11	1.10675	0.89418
Civilian Vehicle	Jeep Type Vehicle					sfgpevcj	3	0	0	0	0	0	0	2	5	0.50307	0.40644








Civilian Vehicle	Open Bed Truck				sfgpevco	3	0	0	0	0	0	0	0	2	5	0.50307	0.40644
Civilian Vehicle	Open Bed Truck	Large			sfgpevcoh	6	0	0	3	0	0	0	0	2	11	1.10675	0.89418
Civilian Vehicle	Open Bed Truck	Pickup			sfgpevcol	4	0	0	1	0	0	0	0	2	7	0.70429	0.56902
Civilian Vehicle	Open Bed Truck	Small			sfgpevcom	5	0	0	2	0	0	0	0	2	9	0.90552	0.7316
Civilian Vehicle	Tractor Trailer Truck with Box Trailer				sfgpevct	3	0	0	0	0	0	0	0	2	5	0.50307	0.40644
Civilian Vehicle	Tractor Trailer Truck with Box Trailer	Large Heavy Box Trailer			sfgpevcth	6	0	0	3	0	0	0	0	2	11	1.10675	0.89418
Civilian Vehicle	Tractor Trailer Truck with Box Trailer	Medium Box Trailer			sfgpevctm	5	0	0	2	0	0	0	0	2	9	0.90552	0.7316








Civilian Vehicle	Tractor Trailer Truck with Box Trailer	Small Light Box Trailer			sfgpevctl	4	0	0	1	0	0	0	0	2	7	0.70429	0.56902
Civilian Vehicle	Tractor Trailer Truck with Flatbed Trailer				sfgpevcf	3	0	0	0	0	0	0	0	2	5	0.50307	0.40644
Civilian Vehicle	Tractor Trailer Truck with Flatbed Trailer	Large Heavy Flatbed Trailer			sfgpevch	6	0	0	3	0	0	0	0	2	11	1.10675	0.89418
Civilian Vehicle	Tractor Trailer Truck with Flatbed Trailer	Medium Flatbed Trailer			sfgpevcfm	5	0	0	2	0	0	0	0	2	9	0.90552	0.7316
Civilian Vehicle	Tractor Trailer Truck with Flatbed Trailer	Small Light Flatbed Trailer			sfgpevctl	4	0	0	1	0	0	0	0	2	7	0.70429	0.56902
Civilian Vehicle	Utility Vehicle				sfgpevcu	3	0	0	0	0	0	0	0	2	5	0.50307	0.40644
Civilian Vehicle	Utility Vehicle	Large Box Truck			sfgpevcuh	6	0	0	3	0	0	0	0	2	11	1.10675	0.89418






Civilian Vehicle	Utility Vehicle	Small Box Truck		sfgpevcum	5	0	0	2	0	0	0	2	9	0.90552	0.7316
Civilian Vehicle	Utility Vehicle	Sport Utility Vehicle		sfgpevcul	4	0	0	1	0	0	0	2	7	0.70429	0.56902
Engineer Vehicle				sfgpeve	10	0	0	5	0	0	0	1	16	1.60982	1.30062
Engineer Vehicle	Armored Assault			sfgpeves	7	0	0	4	0	0	0	1	12	1.20736	0.97547
Engineer Vehicle	Armored Engineer Recon Vehicle			sfgpever	8	0	2	5	0	0	0	2	17	1.7043	1.38191
Engineer Vehicle	Backhoe			sfgpeveh	8	0	0	2	0	0	0	2	12	1.20736	0.97547
Engineer Vehicle	Bridge			sfgpeveb	4	0	0	0	0	0	0	0	4	0.40245	0.32516

Engineer Vehicle	Construction Vehicle			sfgpevec	9	0	0	4	0	0	0	1	14	1.40859	1.13804
Engineer Vehicle	Dozer			sfgpeved	5	0	0	2	0	0	0	1	8	0.80491	0.65031
Engineer Vehicle	Dozer	Armored		sfgpeveda	5	0	0	2	0	0	0	1	8	0.80491	0.65031
Engineer Vehicle	Earth Mover			sfgpevee	5	0	0	2	0	0	0	1	8	0.80491	0.65031
Engineer Vehicle	Ferry Transporter			sfgpevef	7	0	0	0	0	0	0	1	8	0.80491	0.65031
Engineer Vehicle	Mine Clearing Vehicle			sfgpevea	4	0	0	1	0	0	0	1	6	0.60368	0.48773
Engineer Vehicle	Mine Clearing Vehicle	Armored Vehicle Mounted		sfgpeveaa	5	0	0	1	0	0	0	1	7	0.70429	0.56902




Engineer Vehicle	Mine Clearing Vehicle	Trailer Mounted		sfgpevest	6	0	0	1	0	0	0	0	1	8	0.80491	0.65031
Engineer Vehicle	Mine Laying Vehicle			sfgpevem	4	0	0	0	0	0	0	0	1	5	0.50307	0.40644
Engineer Vehicle	Mine Laying Vehicle	Armored Carrier with Volcano		sfgpevemv	5	0	0	2	0	0	0	0	1	8	0.80491	0.65031
Engineer Vehicle	Mine Laying Vehicle	Truck Mounted with Volcano		sfgpevemt	7	0	0	2	0	0	0	0	1	10	1.00613	0.81289
Missile Support				sfgpeves	12	0	0	1	0	6	0	0	2	21	2.11288	1.70707
Missile Support	Crane Loading Device			sfgpevsc	12	0	0	1	0	3	0	0	2	18	1.81104	1.4632
Missile Support	Propellant Transporter			sfgpevsp	11	0	0	2	0	3	0	0	2	18	1.81104	1.4632

Missile Support	Transloader			sfgpevst	11	0	0	3	0	3	0	0	2	19	1.91166	1.54449
Missile Support	Transporter			sfgpevsr	10	0	0	2	0	3	0	0	2	17	1.71043	1.38191
Missile Support	Warhead Transporter			sfgpevsw	12	0	0	1	0	6	0	0	2	21	2.11288	1.70707
Pack Animals				sfgpevm	6	0	0	4	0	0	0	0	1	11	1.10675	0.89418
Train Locomotive				sfgpevt	3	0	0	0	0	0	0	0	2	5	0.50307	0.40644
Utility Vehicle				sfgpevu	3	0	0	0	0	0	0	0	1	4	0.40245	0.32516
Utility Vehicle	Ambulance			sfgpevua	4	0	0	0	0	0	0	0	1	5	0.50307	0.40644







Utility Vehicle	Ambulance	Armored			sfgpevuaa	4	0	0	0	0	0	0	0	1	5	0.50307	0.40644
Utility Vehicle	Bus				sfgpevub	4	0	0	0	0	1	0	2	7	0.70429	0.56902	
Utility Vehicle	Cross Country Truck				sfgpevux	6	0	0	0	0	0	0	1	7	0.70429	0.56902	
Utility Vehicle	Limited Cross Country Truck				sfgpevul	5	0	0	0	0	0	0	1	6	0.60368	0.48773	
Utility Vehicle	Semi				sfgpevus	8	0	0	2	0	0	0	2	12	1.20736	0.97547	
Utility Vehicle	Semi	Heavy			sfgpevush	11	0	0	5	0	0	0	2	18	1.81104	1.4632	
Utility Vehicle	Semi	Light			sfgpevusl	9	0	0	3	0	0	0	2	14	1.40859	1.13804	

Utility Vehicle	Semi	Medium			sfgpevum	10	0	0	4	0	0	0	2	16	1.60982	1.30062
Utility Vehicle	Tow Truck				sfgpevut	6	0	0	2	0	0	0	2	10	1.00613	0.81289
Utility Vehicle	Tow Truck	Heavy			sfgpevuth	9	0	3	5	0	0	0	2	19	1.9166	1.54449
Utility Vehicle	Tow Truck	Light			sfgpevutl	7	0	1	3	0	0	0	2	13	1.30798	1.05676
Utility Vehicle	Watercraft				sfgpevur	13	0	0	0	8	0	0	2	23	2.31411	1.86965
					Mean	6.0488	0	0.146341	1.72	0.2	0.3415	0	14.75609756	9.939024		
					Std. Dev.	2.5478	0	0.569209	1.476	1	1.57	0	0.688989415	4.678154		








Sensor Data Spreadsheet








Category	Sub-category 1	Sub-category 2	Sub-category 3	Sub-category 4	Symbol	SIDC	Elements	Closure	Continuity	Internal Lines	Arcs	Alpha-numerics	Figural Unity	Symmetry	Complexity Coefficient	Work-sheet Utilization	Spread-sheet Utilization
Sensor						sfgpes	3	0	0	0	0	0	0	0	3	0.290323	0.243867
Sensor	Emplaced					sfgpese	9	0	0	6	0	0	0	1	16	1.548387	1.300623
Sensor	Radar					sfgpesr	6	0	0	3	1	0	0	2	12	1.16129	0.975467
						Mean	6	0	0	3	0.333	0	0	1	10.33333333		
						Std. Dev.	3	0	0	3	0.577	0	0	1	6.65832818		








Special Equipment Data Spreadsheet








Category	Sub-category 1	Sub-category 2	Sub-category 3	Sub-category 4	Symbol	SIDC	Elements	Closure	Continuity	Internal Lines	Arcs	Alpha-numerics	Figural Unity	Symmetry	Complexity Coefficient	Work-sheet Utilization	Spread-sheet Utilization
Special	Flame Thrower					sfgpexf	4	0	0	1	1	0	0	2	8	0.67606	0.650311
Special	Land Mines					sfgpexm	4	0	0	0	0	1	0	1	6	0.50704	0.487734
Special	Land Mines	Claymore				sfgpexmc	5	0	0	2	0	0	0	1	8	0.67606	0.650311
Special	Land Mines	Less than Lethal				sfgpexml	5	0	0	2	0	0	0	1	8	0.67606	0.650311
Special	Laser					sfgpexl	16	0	0	14	0	0	0	2	32	2.70423	2.601245
Special	NBC Equipment					sfgpexn	6	0	0	0	2	0	0	1	9	0.76056	0.7316
						Mean	6.6667	0	0	3.167	0.5	0.16667	0	1.33333	11.833333		
						Std. Dev.	4.6332	0	0	5.382	0.84	0.40825	0	0.5164	9.9280747		








Ground Weapon Data Spreadsheets








Category	Sub-category 1	Sub-category 2	Sub-category 3	Symbol	SIDC	Elements	Closure	Continuity	Internal Lines	Arcs	Alphanumeric	Figural Unity	Symmetry	Complexity Coefficient	Work-sheet Utilization	Spread-sheet Utilization
Air Defense Gun					sfgpe wa	6	0	0	3	0	0	0	1	10	0.58474576	0.81288917
Air Defense Gun	Heavy				sfgpe wah	9	0	3	6	0	0	0	1	18	1.1101695	1.54448942
Air Defense Gun	Light				sfgpe wal	7	0	1	4	0	0	0	1	13	0.76016949	1.05675592
Air Defense Gun	Medium				sfgpe wam	8	0	2	5	0	0	0	1	16	0.93559322	1.30062267
Anti Tank Gun					sfgpe wg	7	0	0	5	0	0	0	1	13	0.76016949	1.05675592
Anti Tank Gun	Heavy				sfgpe wgh	10	0	3	8	0	0	0	1	22	1.28644068	1.78835618
Anti Tank Gun	Light				sfgpe wgl	8	0	1	6	0	0	0	1	16	0.93559322	1.30062267








Anti Tank Gun	Medium				sfgpe wgm	9	0	2	7	0	0	0	1	19	1.1101695	1.54448942
Anti Tank Gun	Recoillless				sfgpwe gr	7	0	0	5	0	0	0	1	13	0.76016949	1.05675592
Anti Tank Rocket Launcher					sfgpe wt	9	0	0	7	0	0	0	1	17	0.9340678	1.38191159
Anti Tank Rocket Launcher	Heavy				sfgpe wth	12	0	3	10	0	0	0	1	26	1.52033898	2.11351184
Anti Tank Rocket Launcher	Light				sfgpe wtl	10	0	1	8	0	0	0	1	20	1.16349153	1.62577834
Anti Tank Rocket Launcher	Medium				sfgpwe tm	11	0	2	9	0	0	0	1	23	1.34491525	1.86364509
Direct Fire Gun					sfgpe wd	5	0	0	3	0	0	0	1	9	0.52627119	0.73160025








Anti Tank Gun	Medium			sfgpe wgn	9	0	2	7	0	0	0	1	19	1.1101695	154448942
Anti Tank Gun	Recoilless			sfgpwegr	7	0	0	5	0	0	0	1	13	0.76016949	105675592
Anti Tank Rocket Launcher				sfgpewt	9	0	0	7	0	0	0	1	17	0.9940678	13819159
Anti Tank Rocket Launcher	Heavy			sfgpewh	12	0	3	10	0	0	0	1	26	1.52033898	2.1351184
Anti Tank Rocket Launcher	Light			sfgpewl	10	0	1	8	0	0	0	1	20	1.6949153	162577834
Anti Tank Rocket Launcher	Medium			sfgpewtm	11	0	2	9	0	0	0	1	23	1.34491525	186964509
Direct Fire Gun				sfgpewd	5	0	0	3	0	0	0	1	9	0.5262719	0.73160025

Direct Fire Gun	Heavy			sfgpewdh	8	0	3	6	0	0	0	1	18	1.05254237	1.46320051
Direct Fire Gun	Self Propelled			sfgpewdhs	9	0	3	6	0	0	0	1	19	1.1101695	154448942
Direct Fire Gun	Light			sfgpewdl	6	0	1	4	0	0	0	1	12	0.70169492	0.975467
Direct Fire Gun	Self Propelled			sfgpewdhs	7	0	1	4	0	0	0	1	13	0.76016949	105675592
Direct Fire Gun	Medium			sfgpewdm	7	0	2	5	0	0	0	1	15	0.87711864	12933376
Direct Fire Gun	Self Propelled			sfgpewdms	8	0	2	5	0	0	0	1	16	0.93559322	1.30062267
Grenade Launcher				sfgpewz	6	0	2	3	0	0	0	1	12	0.70169492	0.975467

Grenade Launcher	Heavy			sfgpe wzh	9	0	5	6	0	0	0	1	21	12279661	170706726
Grenade Launcher	Light			sfgpe wzl	7	0	3	4	0	0	0	1	15	0.8771864	12.933376
Grenade Launcher	Medium			sfgpe wzm	8	0	4	5	0	0	0	1	18	1.05254237	1.46320051
Howitzer				sfgpe wh	6	0	0	3	0	0	0	1	10	0.58474576	0.81288917
Howitzer	Heavy			sfgpe whh	9	0	3	6	0	0	0	1	19	1.1101695	1.54448942
Howitzer		Self Propelled		sfgpe whhs	10	0	3	6	0	0	0	1	20	1.16949153	1.62577834
Howitzer	Light			sfgpe whl	7	0	1	4	0	0	0	1	13	0.76016949	1.05675592







Howitzer		Self Propelled		sfgpe whis	8	0	1	4	0	0	0	1	14	0.8164407	1.13804484	
Howitzer	Medium			sfgpe whm	8	0	2	5	0	0	0	1	16	0.93559322	1.30062267	
Howitzer		Self Propelled		sfgpe whms	9	0	2	5	0	0	0	1	17	0.9940678	1.38191159	
Missile Launcher				sfgpe wm	6	1	0	3	1	0	0	1	12	0.70169492	0.975467	
Missile Launcher	Air Defense			sfgpe wma	7	0	0	3	1	0	0	1	12	0.70169492	0.975467	
Missile Launcher	Air Defense	Intermediate Range		sfgpe wmai	9	0	2	5	1	0	0	1	18	1.05254237	1.46320051	
Missile Launcher	Air Defense	Intermediate Range	TELAR		sfgpe wmaie	11	0	2	5	1	2	0	2	23	1.34491525	1.86964509

Missile Launcher	Air Defense	Intermediate Range	TLAR		sfgpe wmalr	10	0	2	5	1	1	0	2	21	12279661	170706726
Missile Launcher	Air Defense	Long Range			sfgpe wmal	10	0	3	6	1	0	0	1	21	12279661	170706726
Missile Launcher	Air Defense	Long Range	TELAR		sfgpe wmale	12	0	3	6	1	2	0	2	26	152033898	2.135184
Missile Launcher	Air Defense	Long Range	TLAR		sfgpe wmalr	11	0	3	6	1	1	0	2	24	140338983	195093401
Missile Launcher	Air Defense	Short Range			sfgpe wmas	8	0	1	4	1	0	0	1	15	0.8771864	12.933376
Missile Launcher	Air Defense	Short Range	TELAR		sfgpe wmas e	10	0	1	4	1	2	0	2	20	1.6949153	16.2577834
Missile Launcher	Air Defense	Short Range	TLAR		sfgpe wmas r	9	0	1	4	1	1	0	2	18	1.05254237	14.6320051

Missile Launcher	Air Defense	Theater			sfgpe wmat	8	0	0	3	1	1	0	1	14	0.81864407	1.3804484
Missile Launcher	Air Defense	Theater	TELAR		sfgpe wmat e	10	0	0	3	1	3	0	2	19	1.1101695	15.4448942
Missile Launcher	Air Defense	Theater	TLAR		sfgpe wmatr	9	0	0	3	1	2	0	2	17	0.9940678	1.3819159
Missile Launcher	Air Defense				sfgpe wmt	8	1	0	5	1	0	0	1	16	0.93559322	1.30062267
Missile Launcher	Air Defense	Heavy			sfgpe wmrh	11	0	3	6	1	0	0	1	22	1.28644068	1.78835618
Missile Launcher	Air Defense	Light			sfgpe wmtl	9	0	1	6	1	0	0	1	18	1.05254237	14.6320051
Missile Launcher	Air Defense	Medium			sfgpe wmrn	10	0	2	7	1	0	0	1	21	1.2279661	1.70706726

Missile Launcher	Surface to Surface			sfgpe wms	7	0	0	4	1	0	0	1	13	0.76016949	105675592
Missile Launcher	Surface to Surface	Intermediate Range		sfgpe wmsi	9	0	2	6	1	0	0	1	19	1.1101695	154448942
Missile Launcher	Surface to Surface	Long Range		sfgpe wmsl	10	0	3	7	1	0	0	1	22	1.28644068	178835618
Missile Launcher	Surface to Surface	Short Range		sfgpe wms	8	0	1	5	1	0	0	1	16	0.93559322	130062267
Mortar				sfgpe wo	6	0	0	3	0	0	0	1	10	0.58474576	0.81288917
Mortar	Heavy			sfgpe woh	9	0	3	6	0	0	0	1	19	1.1101695	154448942
Mortar	Medium			sfgpe wol	7	0	1	4	0	0	0	1	13	0.76016949	105675592








Mortar	Light			sfgpe wom	9	0	2	5	0	0	0	1	17	0.9940678	138191159
Multiple Rocket Launcher				sfgpe wx	9	0	0	7	0	0	0	1	17	0.9940678	138191159
Multiple Rocket Launcher	Heavy			sfgpe wxh	12	0	3	10	0	0	0	1	26	1.52033898	2.1351184
Multiple Rocket Launcher	Light			sfgpe wxl	10	0	1	8	0	0	0	1	20	1.16949153	1.62577834
Multiple Rocket Launcher	Medium			sfgpe wxm	11	0	2	9	0	0	0	1	23	1.34491525	1.86964509
Rifle Automatic Weapon				sfgpe wr	5	0	0	3	0	0	0	1	9	0.52627119	0.73160025
Rifle Automatic Weapon	Heavy Machine Gun			sfgpe wrh	8	0	3	6	0	0	0	1	18	1.05254237	1.46320051








Rifle Automatic Weapon	Light Machine Gun				sfgpe wrt	7	0	2	5	0	0	0	1	15	0.8771864	12.933376
Rifle Automatic Weapon	Rifle				sfgpe wr	6	0	1	4	0	0	0	1	12	0.70169492	0.975467
Single Rocket Launcher					sfgpe ws	7	0	0	5	0	0	0	1	13	0.76016949	105675592
Single Rocket Launcher	Heavy				sfgpe wsh	10	0	3	8	0	0	0	1	22	1.28644068	178835618
Single Rocket Launcher	Light				sfgpe wsl	8	0	1	6	0	0	0	1	16	0.93559322	130062267
Single Rocket Launcher	Medium				sfgpe wsm	9	0	2	7	0	0	0	1	19	1.1101695	154448942
					Mean	8.478261	0.02899	1.5942	5.34783	0.32	0.217391	0	1.16942	17.104493		
					Std. Dev.	1694357	0.16899	1.22857	173905	0.47	0.616237	0	0.3225009	4.2183531		








APPENDIX B








GROUND INSTALLATION DATA








Ground Installation Data Spreadsheets





Category	Sub-category 1	Sub-category 2	Symbol	SIDC	Elements	Closure	Continuity	Internal Lines	Arcs	Alphas	Figural Unity	Symmetry	Complexity Coefficient	Work-sheet Utilization	Spread-sheet Utilization
Equipment Manufacture				sfgpie---h---	4	0	0	0	0	0	1	1	6	0.55188679	0.551886792
Government Leadership				sfgpig---h---	6	0	0	0	0	3	1	2	12	1.0377358	1.03773585
Medical Facility				sfgpix---h---	5	0	1	2	0	0	1	1	10	0.9198132	0.91981321
Medical Facility	Hospital			sfgpixh---h---	7	0	3	4	0	0	1	1	16	1.47169811	1.47169813
Military Base Facility				sfgpib---h---	5	0	1	2	0	0	1	1	10	0.9198132	0.91981321
Military Base Facility	Airport Airbase			sfgpiba---h---	6	0	0	2	0	0	1	2	11	1.0179245	1.01792453
Military Base Facility	Seaport Naval Base			sfgpibn---h---	4	0	0	0	0	0	1	1	6	0.55188679	0.551886792

Military Materiel Facility	Aircraft Production & Assembly			sfgpima---h---	4	0	0	0	0	0	1	2	7	0.64386792	0.643867925
Military Materiel Facility	Ammunition & Explosives Production			sfgpime---h---	4	0	0	0	0	0	1	1	6	0.55188679	0.551886792
Military Materiel Facility	Armament Production			sfgpimg---h---	4	0	0	0	0	0	1	1	6	0.55188679	0.551886792
Military Materiel Facility	Chemical & Biological Warfare Production			sfgpimc---h---	8	0	0	0	2	1	1	2	14	1.28773585	1.287735849
Military Materiel Facility	Engineering Equipment Production			sfgpimn---h---	6	0	0	2	0	0	1	1	10	0.9198132	0.91981321
Military Materiel Facility	Engineering Equipment Production	Bridge		sfgpimnb---h---	4	0	0	0	0	0	1	1	6	0.55188679	0.551886792
Military Materiel Facility	Military Vehicle Production			sfgpimv---h---	6	0	0	1	2	0	1	1	11	1.0179245	1.01792453

Military Materiel Facility	Missile and Space System Production			sfgpimm---h---	7	0	0	3	1	0	1	1	13	1.19575472	1.195754717
Military Materiel Facility	Nuclear Energy			sfgpimf---h---	6	0	0	0	0	0	1	1	8	0.73584906	0.735849057
Military Materiel Facility	Nuclear Energy	Atomic Energy Reactor		sfgpimfa---h---	7	0	0	0	0	1	1	1	10	0.9198132	0.91981321
Military Materiel Facility	Nuclear Material Production			sfgpimfp---h---	7	0	0	0	0	1	1	2	11	1.0179245	1.01792453
Military Materiel Facility	Nuclear Material Production	Weapons Grade		sfgpimfpw---h---	7	0	0	0	0	1	1	2	11	1.0179245	1.01792453
Military Materiel Facility	Nuclear Material Storage			sfgpimfs---h---	7	0	0	0	0	1	1	2	11	1.0179245	1.01792453
Military Materiel Facility	Ship Construction			sfgpims---h---	7	0	0	0	0	3	1	2	13	1.19575472	1.195754717

Processing Facility				sfgpip---h---	10	0	0	0	0	7	1	2	20	183962264	1839622642
Processing Facility	Decontamination			sfgpidp---h---	8	0	1	0	2	1	1	2	15	13797698	137976981
Raw Material Production Storage				sfgpir---h---	7	0	0	0	0	4	1	2	14	128773585	1287735849
Raw Material Production Storage	Mine			sfgpirm---h---	7	0	1	2	0	0	1	1	12	110377358	1103773585
Raw Material Production Storage	NBC			sfgpirn---h---	7	0	1	0	2	0	1	1	12	110377358	1103773585
Raw Material Production Storage		Biological		sfgpimb---h---	8	0	1	0	2	1	1	2	15	13797698	137976981
Raw Material Production Storage		Chemical		sfgpirc---h---	8	0	1	0	2	1	1	2	15	13797698	137976981

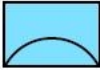
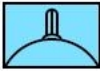
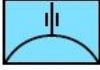
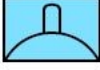

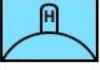
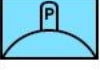
Raw Material Production Storage		Nuclear		sfgpirnn---h---	8	0	1	0	2	1	1	2	15	13797698	137976981
Raw Material Production Storage	Petroleum Gas Oil			sfgpirp---h---	5	0	0	1	0	0	1	1	8	0.73584906	0.735849057
Service Research Utility Facility				sfgpiu---h---	7	0	0	0	0	4	1	2	14	128773585	1287735849
Service Research Utility Facility	Electric Power Facility			sfgpiue---h---	4	0	0	0	0	0	1	1	6	0.55188679	0.551886792
Service Research Utility Facility	Electric Power Facility	Dam		sfgpiued---h---	5	0	0	0	0	1	1	1	8	0.73584906	0.735849057
Service Research Utility Facility	Electric Power Facility	Fossil Fuel		sfgpiuef---h---	5	0	0	0	0	1	1	2	9	0.8278309	0.82783099
Service Research Utility Facility	Electric Power Facility	Nuclear Plant		sfgpiuen---h---	5	0	0	0	0	1	1	2	9	0.8278309	0.82783099

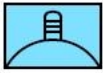
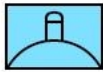
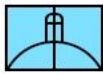
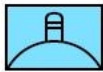

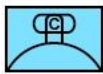
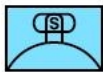
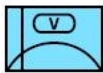


Service Research Utility Facility	Public Water Services		sfgpiup---h---	7	0	0	3	1	0	1	2	14	128773585	1287735849
Service Research Utility Facility	Technological Research Facility		sfgpiur---h---	6	0	0	0	0	3	1	2	12	110377358	1103773585
Service Research Utility Facility	Telecommunications Facility		sfgpiut---h---	6	0	0	3	0	0	1	2	12	110377358	1103773585
Transport Facility			sfgpitt---h---	4	0	0	0	0	0	1	1	6	0.55188679	0.551886792
			Mean	6.10256	0	0.282051	0.64103	0.41	0.92308	1	15.1282051	10.87179487		
			Std. Dev.	1.50079	0	0.60475	1.13525	0.79	1.51109	0	0.50636968	3.434955659		

APPENDIX C








GROUND COMBAT UNIT DATA







Air Defense Unit Data Spreadsheets

Category	Sub-category 1	Sub-category 2	Symbol	SIDC	Elements	Closure	Continuity	Internal Lines	Aros	Alpha- numerics	Figural Unity	Symmetry	Complexity Coefficient	Work-sheet Unitized	Spread-sheet Unitized
Air Defense				sfgpuod	3	0	0	0	1	0	0	1	5	0.37445	0.40902
Composite				sfgpuodc	8	0	0	3	3	0	0	1	15	1.12335	1.22706
Gun Unit				sfgpuodg	6	0	0	3	1	0	0	1	11	0.82379	0.89985
Missile				sfgpuodm	6	0	0	2	2	0	0	1	11	0.82379	0.89985
Missile	HMAD			sfgpuodh	6	0	0	0	1	3	0	2	12	0.89868	0.98165
Missile	HMAD	Hawk		sfgpuodhh	7	0	0	2	2	1	0	1	13	0.97357	1.06346
Missile	HMAD	Patriot		sfgpuodhp	7	0	0	2	2	1	0	2	14	1.04846	1.14526

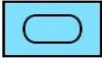




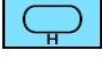

Missile	Heavy			sfgpuodmh	9	0	0	5	2	0	0	1	17	1.27313	1.39067
Missile	Light			sfgpuodml	7	0	0	3	2	0	0	1	13	0.97357	1.06346
Missile	Light	Motorized (Avenger)		sfgpuodmla	8	0	3	4	2	0	0	1	18	1.34802	1.47248
Missile	Medium			sfgpuodmm	8	0	0	4	2	0	0	1	15	1.12335	1.22706
Short Range				sfgpuods	6	0	0	0	1	3	0	2	12	0.89868	0.98165
Short Range	Chapparral			sfgpuodso	8	0	0	2	2	1	0	2	15	1.12335	1.22706
Short Range	Stinger			sfgpuodss	8	0	2	2	2	1	0	2	17	1.27313	1.39067
Short Range	Vulcan			sfgpuodsv	6	0	1	1	1	1	0	2	12	0.89868	0.98165
Targeting Unit				sfgpuodt	8	0	0	3	2	0	0	2	15	1.12335	1.22706
Theater Missile Defense Unit				sfgpuodo	6	0	0	0	1	3	0	2	12	0.89868	0.98165
				Mean	6.882353	0	0.352941	2.11765	1.71	0.82352941	0	1.4705882	13.3529412		
				Std. Dev.	1.409005	0	0.86177	1.53632	0.59	1.1311085	0	0.5144958	3.04017221		

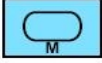





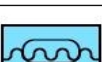
Anti-Armor Unit Data Spreadsheets

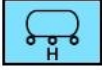



Category	Sub-category 1	Sub-category 2	Symbol	SIDC	Elements	Closure	Continuity	Internal Lines	Arcs	Alphanumeric	Figural Unity	Symmetry	Complexity Coefficient	Worksheet Unitized	Spreadsheet Unitized
Anti Armor				sfgpucaa	4	0	0	2	0	0	0	1	7	0.62329	0.57263
Air Assault				sfgpucaas	6	0	0	4	0	0	0	1	11	0.97945	0.899847
Airborne				sfgpucaam	6	0	0	2	0	0	0	1	9	0.80137	0.736238
Arctic				sfgpucaac	7	1	0	3	0	0	0	1	12	1.06849	0.981651
Armored				sfgpucaaa	5	0	4	2	0	0	0	1	12	1.06849	0.981651
Armored	Air Assault			sfgpucaas	7	0	4	4	0	0	0	1	16	1.42466	1.308868
Armored	Tracked			sfgpucaaat	5	0	4	2	0	0	0	1	12	1.06849	0.981651

Armored	Wheeled			sfgpucaaw	8	4	4	2	0	0	0	1	19	1.69178	1.554281
Dismounted				sfgpucaad	4	0	0	2	0	0	0	1	7	0.62329	0.57263
Light				sfgpucaal	5	0	0	2	0	1	0	2	10	0.89041	0.818043
Motorized				sfgpucaao	5	0	0	3	0	0	0	1	9	0.80137	0.736238
Motorized	Air Assault			sfgpucaaos	7	0	1	5	0	0	0	1	14	1.24658	1.14526
Mountain				sfgpucaau	5	0	0	2	0	0	0	1	8	0.71233	0.654434
				Mean	5.6923077	0.38462	1.3076923	2.692308	0	0.076923	0	1.0769231	11.23076923		
				Std. Dev.	1.2506409	1.1209	1.8878831	1.031553	0	0.27735	0	0.2773501	3.539158237		








Armor Unit Data Spreadsheets

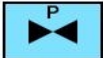






Category	Sub-category 1	Sub-category 2	Symbol	SIDC	Elements	Closure	Continuity	Internal Lines	Arcs	Alphanumeric	Figural Unity	Symmetry	Complexity Coefficient	Work-sheet Utilized	Spread-sheet Utilized
				sfgpuca	3	0	0	0	0	0	0	0	3	0.24545	0.2454
Track				sfgpucaat	3	0	0	0	0	0	0	0	3	0.24545	0.2454
Track	Airborne			sfgpucaata	5	0	0	0	2	0	0	1	8	0.65455	0.6544
Track	Amphibious			sfgpucaatw	11	0	2	0	8	0	0	1	22	1.8	1.7997
Track	Amphibious	Recovery		sfgpucaatwr	14	0	2	1	10	0	0	1	28	2.29091	2.2905
Track	Heavy			sfgpucaath	4	0	0	0	0	1	0	1	6	0.49091	0.4908
Track	Light			sfgpucaatl	4	0	0	0	0	1	0	2	7	0.57273	0.5726

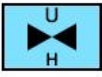
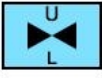






Track	Medium			sfgpucaatm	4	0	0	0	0	0	0	1	5	0.40909	0.409
Track	Recovery			sfgpucaatr	6	0	0	1	2	0	0	1	10	0.81818	0.818
Wheeled				sfgpucaaw	6	0	0	0	0	0	0	1	7	0.57273	0.5726
Wheeled	Air Assault			sfgpucaaws	8	0	2	2	0	0	0	1	13	1.06364	1.0635
Wheeled	Airborne			sfgpucaawa	8	0	0	0	2	0	0	1	11	0.9	0.8998
Wheeled	Amphibious			sfgpucaaww	14	0	2	0	8	0	0	1	25	2.04545	2.0451
Wheeled	Amphibious	Recovery		sfgpucaawwr	17	0	2	1	10	0	0	1	31	2.53636	2.5359

Wheeled	Heavy		sfgpucawh	7	0	0	0	0	0	1	0	1	9	0.73636	0.7362
Wheeled	Light		sfgpucawl	7	0	0	0	0	0	1	0	2	10	0.81818	0.818
Wheeled	Medium		sfgpucawm	7	0	0	0	0	0	1	0	1	9	0.73636	0.7362
Wheeled	Recovery		sfgpucawr	9	0	0	1	2	0	0	0	1	13	1.06364	1.0635
Mean				7.611111	0	0.555556	0.3333	2.44	0.2777778	0	0	1	12.222222		
Std. Dev.				4.045897	0	0.921777	0.5941	3.73	0.4608886	0	0.485071	8.4960583			















Aviation Unit Data Spreadsheets

Category	Sub-category 1	Sub-category 2	Symbol	SIDC	Elements	Closure	Continuity	Internal Lines	Arcs	Alpha- numerics	Figural Unity	Symmetry	Complexity Coefficient	Work-sheet Utilized	Spread-sheet Utilized
				stgpcuv	4	0	0	0	0	0	0	0	4	0.5116	0.32722
Composite				stgpcuvc	6	0	0	0	0	0	0	0	6	0.7674	0.49083
Fixed Wing				stgpcuvf	4	0	0	0	0	0	0	0	4	0.5116	0.32722
Fixed Wing	Attack			stgpcuvfa	5	0	0	0	0	1	0	1	7	0.8953	0.57263
Fixed Wing	Recon			stgpcuvfr	5	0	0	0	0	1	0	1	7	0.8953	0.57263
Fixed Wing	Utility			stgpcuvfu	5	0	0	0	0	1	0	1	7	0.8953	0.57263
Rotary Wing				stgpcuvr	5	0	0	1	0	0	0	1	7	0.8953	0.57263


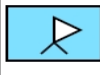
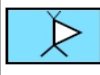
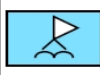
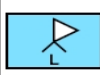
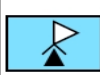
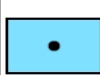
Rotary Wing	Anti-submarine Warfare			stgpcvrw	5	0	0	0	0	1	0	2	8	1.0233	0.65443
Rotary Wing	Attack			stgpcvra	5	0	0	0	0	1	0	1	7	0.8953	0.57263
Rotary Wing	C2			stgpcvruc	5	0	0	0	0	1	0	1	7	0.8953	0.57263
Rotary Wing	MED-EVAC			stgpcvrue	5	0	0	0	0	0	0	1	6	0.7674	0.49083
Rotary Wing	Mine Counter-measures			stgpcvrm	7	0	0	0	0	3	0	2	12	1.5349	0.98165
Rotary Wing	Scout			stgpcvrs	5	0	0	0	0	1	0	2	8	1.0233	0.65443
Rotary Wing	Utility			stgpcvru	5	0	0	0	0	1	0	1	7	0.8953	0.57263

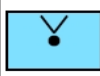

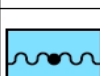




Rotary Wing	Utility	Heavy		sfgpucvruh	6	0	0	0	0	2	0	1	9	1.1512	0.73624
Rotary Wing	Utility	Light		sfgpucvrl	6	0	0	0	0	2	0	2	10	1.2791	0.81804
Rotary Wing	Utility	Medium		sfgpucvrum	6	0	0	0	0	2	0	1	9	1.1512	0.73624
Search and Rescue				sfgpucvs	5	0	0	0	0	1	0	1	7	0.8953	0.57263
Unmanned Aerial Vehicle				sfgpucvu	4	0	0	2	0	0	0	1	7	0.8953	0.57263
Unmanned Aerial Vehicle	Fixed Wing			sfgpucvuf	6	0	0	2	0	0	0	1	9	1.1512	0.73624
Unmanned Aerial Vehicle	Rotary Wing			sfgpucvur	6	0	0	2	0	0	0	1	9	1.1512	0.73624
Vertical Short Takeoff and Landing				sfgpucvv	9	0	0	0	0	4	0	2	15	1.9186	1.22706
				Mean	5.409031	0	0	0.31818	0	1	0	1.090909	7.8181818		
				Std. Dev.	1.098011	0	0	0.71623	0	1.06904	0	0.610153	2.4031005		






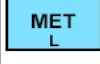

Engineer Unit Data Spreadsheets


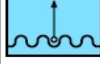
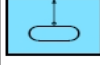
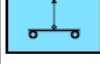
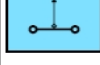
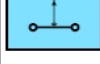

Category	Sub-category 1	Sub-category 2	Symbol	SIDC	Elements	Closure	Continuity	Internal Lines	Aros	Alpha-numerics	Figural Unity	Symmetry	Complexity Coefficient	Work-sheet Utilized	Spread-sheet Utilized
				sfgpuce	6	1	0	4	0	0	0	1	12	0.72103	0.38165
Combat				sfgpucec	9	1	0	4	0	3	0	2	19	1.14163	1.55428
Air Assault				sfgpucecs	8	1	0	6	0	0	0	1	16	0.96137	1.30887
Airborne				sfgpuceca	8	1	0	4	2	0	0	1	16	0.96137	1.30887
Arctic				sfgpucecc	9	2	0	5	2	0	0	1	19	1.14163	1.55428
Heavy				sfgpucech	10	1	0	4	0	4	0	2	21	1.2618	1.71789
Light (Sapper)				sfgpucecl	10	1	0	4	0	4	0	2	21	1.2618	1.71789
Mechanized (Track)				sfgpucect	7	1	0	4	0	0	0	1	13	0.78112	1.06346
Medium				sfgpucecm	10	1	0	4	0	0	0	2	17	1.02146	1.39067
Motorized				sfgpucecw	6	1	1	4	0	0	0	1	13	0.78112	1.06346
Mountain				sfgpuceco	7	1	0	4	0	0	0	1	13	0.78112	1.06346
Recon				sfgpucecr	7	1	2	5	0	0	0	2	17	1.02146	1.39067
Construction				sfgpucecn	11	1	0	4	0	5	0	2	23	1.38197	1.8815
Construction	Naval			sfgpucecn	7	1	0	4	0	0	0	1	13	0.78112	1.06346
				Mean	8.214286	1.0714	0.214286	4.28571429	0.29	1.14286	0	1.428571	16.642857		
				Std. Dev.	1.625687	0.2673	0.578934	0.61124985	0.73	1.91581	0	0.513553	3.5649332		

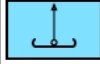
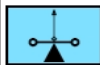





Field Artillery Unit Data Spreadsheets






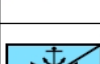

Category	Sub-category 1	Sub-category 2	Symbol	SIDC	Elements	Closure	Continuity	Internal Lines	Arcs	Alpha-numeric	Figural Unity	Symmetry	Complexity Coefficient	Work-sheet Utilized	Spread-sheet Utilized
				sfgpuof	3	0	0	0	0	0	0	0	3	0.27379	0.24541
Artillery Survey				sfgpuofs	6	0	0	2	0	0	0	2	10	0.91262	0.81804
Artillery Survey	Air Assault			sfgpuofss	8	0	0	4	0	0	0	2	14	1.27767	1.14526
Artillery Survey	Airborne			sfgpuofsa	8	0	0	2	2	0	0	2	14	1.27767	1.14526
Artillery Survey	Light			sfgpuofsl	7	0	0	2	0	1	0	2	12	1.09515	0.98165
Artillery Survey	Mountain			sfgpuofso	7	0	0	2	0	0	0	2	11	1.00388	0.89985
Howitzer Gun				sfgpuofh	3	0	0	0	0	0	0	0	3	0.27379	0.24541

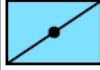
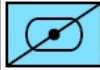
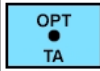

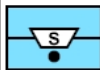
Howitzer Gun	Air Assault			sfgpuofhs	5	0	0	2	0	0	0	1	8	0.7301	0.65443
Howitzer Gun	Airborne			sfgpuofha	5	0	0	0	2	0	0	1	8	0.7301	0.65443
Howitzer Gun	Amphibious			sfgpuofhs	11	0	2	0	8	0	0	1	22	2.00777	1.79869
Howitzer Gun	Arctic			sfgpuofhc	6	1	0	1	2	0	0	1	11	1.00388	0.89985
Howitzer Gun	Heavy			sfgpuofhh	4	0	0	0	0	1	0	1	6	0.54757	0.49083
Howitzer Gun	Light			sfgpuofhl	4	0	0	0	0	1	0	2	7	0.63883	0.57263
Howitzer Gun	Medium			sfgpuofhm	4	0	0	0	0	1	0	1	6	0.54757	0.49083

Howitzer Gun	Mountain		sfgpucfho	4	0	0	0	0	0	0	0	1	5	0.45631	0.40902
Howitzer Gun	Self Propelled		sfgpucfhe	4	0	0	0	0	0	0	0	0	4	0.36505	0.32722
Meteorological			sfgpucfo	5	0	0	0	0	3	0	2	10	0.91262	0.81804	
Meteorological	Air Assault		sfgpucfos	7	0	0	2	0	3	0	2	14	1.27767	1.14526	
Meteorological	Airborne		sfgpucfoa	7	0	0	0	2	3	0	2	14	1.27767	1.14526	
Meteorological	Light		sfgpucfol	6	0	0	0	0	4	0	2	12	1.03515	0.98165	
Meteorological	Mountain		sfgpucfoo	6	0	0	0	0	3	0	2	11	1.00388	0.89985	











Mortar			sfgpucfm	4	0	0	1	0	0	0	1	6	0.54757	0.49083	
Mortar	Amphibious		sfgpucfml	12	0	0	1	8	0	0	1	22	2.00777	1.7969	
Mortar	Self Propelled Tracked		sfgpucfms	5	0	0	1	0	0	0	1	7	0.63983	0.57263	
Mortar	Self Propelled Wheeled		sfgpucfmw	7	0	0	2	0	0	0	1	10	0.91262	0.81804	
Mortar	Towed		sfgpucfmt	7	0	0	2	0	0	0	1	10	0.91262	0.81804	
Mortar	Towed	Air Assault		sfgpucfms	9	0	0	4	0	0	1	14	1.27767	1.14526	
Mortar	Towed	Airborne		sfgpucfms	9	0	0	2	2	0	1	14	1.27767	1.14526	

Mortar	Towed	Arctic		sfgpucfmc	7	1	0	2	2	0	0	1	13	1.18641	1.06346
Mortar	Towed	Mountain		sfgpucfmo	8	0	0	2	0	0	0	1	11	1.00388	0.89985
Rocket				sfgpucfr	5	0	0	2	0	0	0	1	8	0.7301	0.65443
Rocket	Multi Rocket Launcher			sfgpucfrm	7	0	0	4	0	0	0	1	12	1.09515	0.98165
Rocket	Multi Rocket Launcher	Multi Rocket Self Propelled		sfgpucfrms	8	0	0	4	0	0	0	1	13	1.18641	1.06346
Rocket	Multi Rocket Launcher	Multi Rocket Towed		sfgpucfmit	10	0	0	5	0	0	0	1	16	1.46019	1.30887
Rocket	Multi Rocket Launcher	Multi Rocket Truck		sfgpucfmr	10	0	0	5	0	0	0	1	16	1.46019	1.30887










Rocket	Single Rocket Launcher			sfgpucfrs	5	0	0	2	0	0	0	1	8	0.7301	0.65443
Rocket	Single Rocket Launcher	Single Rocket Self Propelled		sfgpucfrss	6	0	0	2	0	0	0	1	9	0.82136	0.73624
Rocket	Single Rocket Launcher	Single Rocket Towed		sfgpucfrst	8	0	0	3	0	0	0	1	12	1.09515	0.98165
Rocket	Single Rocket Launcher	Single Rocket Truck		sfgpucfrst	8	0	0	3	0	0	0	1	12	1.09515	0.98165
Target Acquisition				sfgpucft	5	0	0	0	0	2	0	1	8	0.7301	0.65443
Target Acquisition	ANGLICO			sfgpucfta	7	0	2	1	0	2	0	2	14	1.27767	1.14526
Target Acquisition	COLT FIST			sfgpucfetc	5	0	4	2	0	0	0	2	13	1.18641	1.06346

Target Acquisition	COLT FIST	Dismounted		sfgpucltd	4	0	2	1	0	0	0	2	9	0.82136	0.73624
Target Acquisition	COLT FIST	Tracked		sfgpucltm	5	0	4	1	0	0	0	2	12	1.09515	0.98165
Target Acquisition	Flash (Optical)			sfgpucltf	8	0	0	0	0	5	0	2	15	1.36893	1.22706
Target Acquisition	RADAR			sfgpucltr	7	0	0	3	1	0	0	2	13	1.18641	1.06346
Target Acquisition	Sound			sfgpuclts	8	0	0	2	0	1	0	2	13	1.18641	1.06346
Mean					6.468085	0.04255	0.297872	1.5745	0.62	0.6383	0	1.3191489	10.957447		
Std. Dev.					2.073131	0.20403	0.330519	1.4408	1.71	1.24106	0	0.5936762	4.1017358		


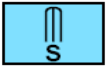
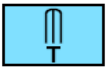
Infantry Unit Data Spreadsheets

Category	Sub-category 1	Sub-category 2	Symbol	SIDC	Elements	Closure	Continuity	Internal Lines	Arcs	Alpha- numerics	Figural Unity	Symmetry	Complexity Coefficient	Work-sheet Utilized	Spread-sheet Utilized
				sfgpuci	4	0	0	2	0	0	0	0	6	0.5825243	0.490826
Air Assault				sfgpucis	6	0	0	4	0	0	0	1	11	1.0679612	0.899847
Airborne				sfgpucia	6	0	0	2	2	0	0	1	11	1.0679612	0.899847
Arctic				sfgpucic	7	1	0	3	2	0	0	1	14	1.3592333	1.14526
Infantry Fighting Vehicle				sfgpucii	6	0	0	3	0	0	0	1	10	0.9708738	0.818043
Light				sfgpucil	5	0	0	2	0	1	0	2	10	0.9708738	0.818043
Mechanized				sfgpuciz	5	0	6	2	0	0	0	0	13	1.2621359	1.063456
Motorized				sfgpucim	5	0	0	3	0	0	0	0	8	0.776699	0.654434
Mountain				sfgpucio	5	0	0	2	0	0	0	1	8	0.776699	0.654434
Naval				sfgpucin	5	0	3	2	0	0	0	2	12	1.1650485	0.981651
				Mean	5.4	0.1	0.9	2.5	0.4	0.1	0	0.9	10.3		
				Std. Dev.	0.843274	0.316228	2.02484567	0.707107	0.8433	0.3162278	0	0.737864787	2.45175674		

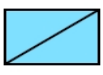

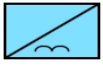
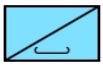
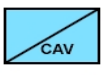

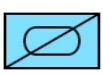
Internal Security Unit Data Spreadsheets


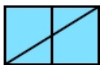

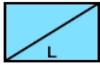



Category	Sub-category 1	Sub-category 2	Symbol	SIDC	Elements	Closure	Continuity	Internal Lines	Arcs	Alpha- numerics	Figural Unity	Symmetry	Complexity Coefficient	Work-sheet Utilized	Spread-sheet Utilized
				sfgpucs	5	0	0	0	0	3	0	2	10	0.714286	0.163609
Aviation				sfgpucsa	7	0	0	0	0	3	0	2	12	0.857143	0.163609
Ground				sfgpucsg	5	0	0	0	0	3	0	2	10	0.714286	0.163609
Ground	Dismounted			sfgpucsgd	7	0	4	2	0	3	0	2	18	1.285714	0.163609
Ground	Mechanized			sfgpucsga	6	0	0	0	0	3	0	2	11	0.785714	0.163609
Ground	Motorized			sfgpucsgm	6	0	3	1	0	3	0	2	15	1.071429	0.163609
Ground	Railroad			sfgpucsr	10	0	0	1	0	3	0	2	16	1.142857	0.163609
Ground	Riverine			sfgpucsw	13	0	0	0	0	3	0	2	18	1.285714	0.163609
Ground	Wheeled Mechanized			sfgpucsm	9	0	0	0	0	3	0	2	14		1 0.163609
				Mean	7.5555556	0	0.7777778	0.444444	0	3	0	2	13.7777778		
				Std. Dev.	2.65099562	0	1.56347192	0.726483	0	0	0	0	3.19287401		




Missile Unit Data Spreadsheets

Category	Sub-category 1	Sub-category 2	Symbol	SIDC	Elements	Closure	Continuity	Internal Lines	Arcs	Alpha-numerics	Figural Unity	Symmetry	Complexity Coefficient	Work-sheet Utilized	Spread-sheet Utilized
				sfgpucm	6	1	0	3	1	0	0	1	12	0.857143	0.981651
Strategic				sfgpucms	7	1	0	3	1	1	0	2	15	1.071429	1.227064
Tactical				sfgpucmt	7	1	0	3	1	1	0	2	15	1.071429	1.227064
				Mean	6.66666667	1	0	3	1	0.6666667	0	1.6666667	14		
				Std. Dev.	0.577350269	0	0	0	0	0.5773503	0	0.57735027	1.732050808		

Reconnaissance Unit Data Spreadsheets

Category	Sub-category 1	Sub-category 2	Symbol	SIDC	Elements	Closure	Continuity	Internal Lines	Arcs	Alpha-numerics	Figural Unity	Symmetry	Complexity Coefficient	Work-sheet Utilized	Spread-sheet Utilized
				sfgpucl	3	0	0	1	0	0	0	2	6	0.5025	0.49083
Air Assault				sfgpucls	5	0	0	3	0	0	0	2	10	0.8374	0.81804
Airborne				sfgpucla	5	0	0	1	2	0	0	2	10	0.8374	0.81804
Arctic				sfgpuclro	6	1	0	2	2	0	0	2	13	1.0887	1.06346
Cavalry				sfgpuclrv	6	0	0	1	0	3	0	2	12	1.0049	0.98165
Cavalry	Air			sfgpuclrvo	5	0	1	1	0	0	0	2	9	0.7537	0.73624
Cavalry	Armored			sfgpuclrva	4	0	2	1	0	0	0	2	9	0.7537	0.73624


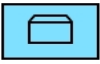
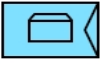




Cavalry	Ground		sfgpuervg	3	0	0	1	0	0	0	2	6	0.5025	0.49083
Cavalry	Motorized		sfgpuervm	4	0	1	2	0	0	0	2	9	0.7537	0.73624
Horse			sfgpuerh	3	0	0	0	0	0	0	2	5	0.4187	0.40902
Light			sfgpuerl	4	0	0	1	0	1	0	2	8	0.67	0.65443
Long Range Surveillance			sfgpuerx	6	0	0	1	0	3	0	2	12	1.0049	0.98165
Marine			sfgpuerr	11	0	1	1	8	0	0	2	23	1.9261	1.8815
Marine	Division		sfgpuerrd	12	0	1	1	8	1	0	2	25	2.0936	2.04511








Marine	Force		sfgpuerrf	12	0	1	1	8	1	0	2	25	2.0936	2.04511
Marine	Light Armored Reconnaissance		sfgpuerrl	7	0	4	1	0	0	0	2	14	1.1724	1.14526
Mountain			sfgpuero	4	0	0	1	0	0	0	2	7	0.5862	0.57263
			Mean	5.882353	0.05882	0.6470588	1.17647	1.65	0.52941	0	2	11.941176		
			Std. Dev.	2.937548	0.24254	1.0571883	0.63593	3.1	1.00733	0	0	6.4271941		

APPENDIX D


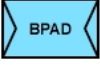


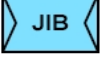

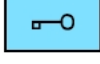
GROUND COMBAT SERVICE SUPPORT UNIT DATA






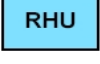

Admin Unit Data Spreadsheets



Category	Sub-category 1	Sub-category 2	Symbol	SIDC	Elements	Closure	Continuity	Internal Lines	Arcs	Alpha- numerics	Figural Unity	Symmetry	Complexity Coefficient	Work-sheet Utilized	Spread-sheet Utilized
Corps				sfgpusa	5	0	0	0	0	3	0	2	10	0.80435	0.72994
Finance				sfgpusaf	4	0	0	0	0	0	0	1	5	0.40217	0.36497
Finance	Corps			sfgpusafc	6	0	0	2	0	0	0	2	10	0.80435	0.72994
Finance	Theater			sfgpusaft	8	0	0	4	0	0	0	1	13	1.04565	0.94892
JAG				sfgpusaj	5	0	0	0	0	3	0	2	10	0.80435	0.72994
JAG	Corps			sfgpusajc	7	0	0	2	0	3	0	2	14	1.12609	1.02191
JAG	Theater			sfgpusajt	9	0	0	4	0	3	0	2	18	1.44783	1.31389

MWR			sfgpusaw	5	0	0	0	0	3	0	2	10	0.80435	0.72994
MWR	Corps		sfgpusawc	7	0	0	2	0	3	0	2	14	1.12609	1.02191
MWR	Theater		sfgpusawt	9	0	0	4	0	3	0	2	18	1.44783	1.31389
Mortuary Graves Registration			sfgpusam	4	0	0	0	0	0	0	1	5	0.40217	0.36497
Mortuary Graves Registration	Corps		sfgpusamc	6	0	0	2	0	0	0	2	10	0.80435	0.72994
Mortuary Graves Registration	Theater		sfgpusamt	8	0	0	4	0	0	0	1	13	1.04565	0.94892
Personnel Services			sfgpusas	4	0	0	0	0	2	0	2	8	0.64348	0.58395








Personnel Services	Corps		sfgpusasc	6	0	0	2	0	2	0	2	12	0.96522	0.87592
Personnel Services	Theater		sfgpusast	10	0	0	4	0	2	0	2	18	1.44783	1.31389
Postal			sfgpusao	3	0	0	0	0	0	0	2	5	0.40217	0.36497
Postal	Corps		sfgpusaoc	5	0	0	2	0	0	0	2	9	0.72391	0.65694
Postal	Theater		sfgpusaot	9	0	0	4	0	0	0	2	15	1.20652	1.0949
Public Affairs			sfgpusap	4	0	0	0	0	2	0	2	8	0.64348	0.58395
Public Affairs	Broadcast		sfgpusapb	6	0	0	0	0	4	0	2	12	0.96522	0.87592









Public Affairs	Broadcast	Corps		sfgpusapbc	8	0	0	2	0	4	0	2	16	1.28696	1.1679
Public Affairs	Broadcast	Theater		sfgpusapbt	10	0	0	4	0	4	0	2	20	1.6087	1.45987
Public Affairs	Joint Information Bureau			sfgpusaprn	5	0	0	0	0	3	0	2	10	0.80435	0.72994
Public Affairs	Joint Information Bureau	Corps		sfgpusaprn c	7	0	0	2	0	3	0	2	14	1.12609	1.02191
Public Affairs	Joint Information Bureau	Theater		sfgpusaprn t	9	0	0	4	0	3	0	2	18	1.44783	1.31389
Public Affairs	Theater			sfgpusapt	8	0	0	4	0	2	0	2	16	1.28696	1.1679
Quartermaster				sfgpusaq	3	0	0	0	0	0	0	2	5	0.40217	0.36497

Quartermaster	Corps			sfgpusaqc	5	0	0	2	0	0	0	2	9	0.72391	0.65694
Quartermaster	Theater			sfgpusaqt	7	0	0	4	0	0	0	2	13	1.04565	0.94892
Religious Chaplain				sfgpusar	5	0	0	0	0	3	0	2	10	0.80435	0.72994
Religious Chaplain	Corps			sfgpusarc	7	0	0	2	0	3	0	2	14	1.12609	1.02191
Religious Chaplain	Theater			sfgpusart	9	0	0	4	0	3	0	2	18	1.44783	1.31389
Replacement Holding Unit				sfgpusax	5	0	0	0	0	3	0	2	10	0.80435	0.72994
Replacement Holding Unit	Corps			sfgpusarc	7	0	0	2	0	3	0	2	14	1.12609	1.02191

Replacement Holding Unit	Theater		sfgpusat	9	0	0	4	0	3	0	2	18	1.44783	1.31389
Theater			sfgpusat	9	0	0	4	0	3	0	2	18	1.44783	1.31389
			Mean	6.567568	0	0	2	0	1.972973	0	1.891892	12.432432		
			Std. Dev.	2.021283	0	0	1.69967	0	1.462237	0	0.3148	4.2527151		

Medical Unit Data Spreadsheets





Category	Sub-category 1	Sub-category 2	Symbol	SIDC	Elements	Closure	Continuity	Internal Lines	Arcs	Alphanumeric	Figural Unity	Symmetry	Complexity Coefficient	Work-sheet Utilized	Spread-sheet Utilized
				sfgpusm	4	0	0	2	0	0	0	0	6	0.43689	0.437962
Corps				sfgpusmo	6	0	0	4	0	0	0	1	11	0.80097	0.80293
Dental				sfgpusmd	5	0	0	2	0	1	0	2	10	0.72816	0.729937
Dental	Corps			sfgpusmdc	7	0	0	4	0	1	0	2	14	1.01942	1.021911
Dental	Theater			sfgpusmdt	9	0	0	6	0	1	0	2	18	1.31068	1.313886
Medical Treatment Facility				sfgpusmm	6	0	2	4	0	0	0	0	12	0.87379	0.875924
Medical Treatment Facility	Corps			sfgpusmmc	8	0	2	6	0	0	0	1	17	1.23786	1.240892

Medical Treatment Facility	Theater		sfgpusmmt	10	0	2	8	0	0	0	0	20	1.45631	1.459873
Psychological			sfgpusmp	5	0	0	2	0	1	0	2	10	0.72816	0.729937
Psychological	Corps		sfgpusmpc	7	0	0	4	0	1	0	2	14	1.01942	1.021911
Psychological	Theater		sfgpusmpt	9	0	0	6	0	1	0	2	18	1.31068	1.313886
Theater			sfgpusmt	8	0	0	6	0	0	0	0	14	1.01942	1.021911
Veterinary			sfgpusmv	5	0	0	2	0	1	0	2	10	0.72816	0.729937
Veterinary	Corps		sfgpusmvc	7	0	0	4	0	1	0	2	14	1.01942	1.021911
Veterinary	Theater		sfgpusmvt	9	0	0	6	0	1	0	2	18	1.31068	1.313886
			Mean	7	0	0.4	4.4	0	0.6	0	1.3333333	13.733333		
			Std. Dev.	1.812654	0	0.828079	1.8822	0	0.507093	0	0.8997354	3.9363991		








Maintenance Unit Data Spreadsheets

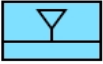


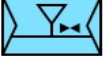
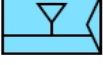
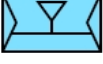
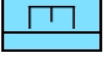
Category	Sub-category 1	Sub-category 2	Symbol	SIDC	Elements	Closure	Continuity	Internal Lines	Arcs	Alphanumeric	Figural Unity	Symmetry	Complexity Coefficient	Work-sheet Utilized	Spread-sheet Utilized
				sfgpusx	5	0	0	1	2	0	0	0	8	0.486486	0.583949
Corps				sfgpusxc	7	0	0	3	2	0	0	1	13	0.790541	0.948918
Electro Optical				sfgpusxe	7	0	0	1	2	2	0	2	14	0.851351	1.021911
Electro Optical	Corps			sfgpusxec	9	0	0	3	2	2	0	2	18	1.094595	1.313886
Electro Optical	Theater			sfgpusset	11	0	0	5	2	2	0	2	22	1.337838	1.605861
Heavy				sfgpusxh	6	0	0	1	2	1	0	1	11	0.668919	0.80293
Heavy	Corps			sfgpusxhc	8	0	0	3	2	1	0	2	16	0.972973	1.167899

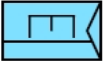
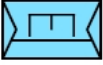



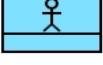
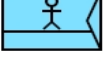
Heavy	Theater			sfgpusxht	10	0	0	5	2	1	0	1	19	1.155405	1.38688
Ordnance				sfgpusxo	6	0	0	1	2	0	0	1	10	0.608108	0.729937
Ordnance	Corps			sfgpusxoc	8	0	0	3	2	0	0	2	15	0.912162	1.094905
Ordnance	Missile			sfgpusxom	9	1	0	4	2	0	0	1	17	1.033784	1.240892
Ordnance	Missile	Corps		sfgpusxomc	11	1	0	6	2	0	0	2	22	1.337838	1.605861
Ordnance	Missile	Theater		sfgpusxomt	13	1	0	8	2	0	0	1	25	1.52027	1.824841
Ordnance	Theater			sfgpxot	10	0	0	5	2	0	0	1	18	1.094595	1.313886

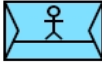






																	
Recovery				sfgpusr	8	0	0	2	2	0	0	1	13	0.790541	0.948918		
Recovery	Corps																
				sfgpusrc	10	0	0	4	2	0	0	2	18	1.094595	1.313886		
Recovery	Theater																
				sfgpusrt	12	0	0	6	2	0	0	1	21	1.277027	1.532867		
Theater																	
				sfgpusxt	9	0	0	5	2	0	0	0	16	0.972973	1.167899		
				Mean	8.833333	0.1667	0	3.6667	2	0.5	0	1.277778	16.444444				
				Std. Dev.	2.176073	0.3835	0	2.0292	0	0.785905	0	0.669132	4.5012707				








Supply Unit Data Spreadsheets








Category	Sub-category 1	Sub-category 2	Symbol	SIDC	Elements	Closure	Continuity	Internal Lines	Arcs	Alphanumeric	Figural Unity	Symmetry	Complexity Coefficient	Work-sheet Unitized	Spread-sheet Unitized
															
				sfgpus	3	0	0	1	0	0	0	1	5	0.3814	0.365
Class I															
				sfgpus1	4	0	0	1	0	0	0	2	7	0.5339	0.511
Class I	Corps														
				sfgpus1c	6	0	0	3	0	0	0	2	11	0.839	0.8029
Class I	Theater														
				sfgpus1t	8	0	0	5	0	0	0	2	15	1.1441	1.0949
Class II															
				sfgpus2	4	0	0	1	0	0	0	2	7	0.5339	0.511
Class II	Corps														
				sfgpus2c	6	0	0	3	0	0	0	2	11	0.839	0.8029
Class II	Theater														
				sfgpus2t	8	0	0	5	0	0	0	2	15	1.1441	1.0949




Class III				sfgpuss3	5	0	0	2	0	0	0	1	8	0.6102	0.5839
Class III	Aviation			sfgpuss3a	7	0	0	2	0	0	0	2	11	0.839	0.8029
Class III	Aviation	Corps		sfgpuss3ac	9	0	0	4	0	0	0	2	15	1.1441	1.0949
Class III	Aviation	Theater		sfgpuss3at	11	0	0	6	0	0	0	2	19	1.4492	1.3869
Class III	Corps			sfgpuss3c	7	0	0	4	0	0	0	2	13	0.9915	0.9489
Class III	Theater			sfgpuss3t	9	0	0	6	0	0	0	1	16	1.2203	1.1679
Class IV				sfgpuss4	7	1	0	5	0	0	0	1	14	1.0678	1.0219

Class IV	Corps			sfgpuss4c	9	1	0	7	0	0	0	2	19	1.4492	1.3869
Class IV	Theater			sfgpuss4t	11	1	0	9	0	0	0	1	22	1.678	1.6059
Class V				sfgpuss5	4	0	0	1	0	0	0	1	6	0.4576	0.438
Class V	Corps			sfgpuss5c	6	0	0	3	0	0	0	2	11	0.839	0.8029
Class V	Theater			sfgpuss5t	8	0	0	5	0	0	0	1	14	1.0678	1.0219
Class VI				sfgpuss6	4	0	0	1	0	0	0	1	6	0.4576	0.438
Class VI	Corps			sfgpuss6c	6	0	0	3	0	0	0	2	11	0.839	0.8029

Class VI	Theater		sfgpuss6t	8	0	0	5	0	0	0	1	14	1.0678	1.0219
Class VII			sfgpuss7	6	0	0	1	1	0	0	1	9	0.6864	0.6569
Class VII	Corps		sfgpuss7c	8	0	0	3	1	0	0	2	14	1.0678	1.0219
Class VII	Theater		sfgpuss7t	10	0	0	5	1	0	0	1	17	1.2966	1.2409
Class VIII			sfgpuss8	5	0	0	3	0	0	0	1	9	0.6864	0.6569
Class VIII	Corps		sfgpuss8c	7	0	0	5	0	0	0	2	14	1.0678	1.0219
Class VIII	Theater		sfgpuss8t	9	0	0	7	0	0	0	1	17	1.2966	1.2409

Class IX			sfgpuss9c	4	0	0	1	0	0	0	1	6	0.4576	0.438
Class IX	Corps		sfgpuss9c	6	0	0	3	0	0	0	2	11	0.839	0.8029
Class IX	Theater		sfgpuss9t	8	0	0	5	0	0	0	1	14	1.0678	1.0219
Class X			sfgpussx	5	0	0	1	0	0	0	2	8	0.6102	0.5839
Class X	Corps		sfgpussxc	7	0	0	3	0	0	0	2	12	0.9153	0.8759
Class X	Theater		sfgpussxt	9	0	0	5	0	2	0	2	18	1.3729	1.3139
Corps			sfgpussc	5	0	0	3	0	2	0	2	12	0.9153	0.8759





Laundry Bath				sfgpusl	7	0	0	5	0	2	0	2	16	1.2203	1.1679
Laundry Bath	Corps			sfgpuslc	9	0	0	7	0	0	0	2	18	1.3729	1.3139
Laundry Bath	Theater			sfgpuslt	11	0	0	9	0	0	0	2	22	1.678	1.6059
Theater				sfgpusst	7	0	0	5	0	0	0	1	13	0.9915	0.9489
Water				sfgpusw	4	0	0	1	0	0	0	2	7	0.5339	0.511
Water	Corps			sfgpuswo	6	0	0	3	0	0	0	2	11	0.839	0.8029
Water	Purification			sfgpuswp	8	0	0	1	0	4	0	2	15	1.1441	1.0949

Water	Purification	Corps		sfgpuswpc	10	0	0	3	0	4	0	2	19	1.4492	1.3869
Water	Purification	Theater		sfgpuswpt	12	0	0	5	0	4	0	2	23	1.7542	1.6789
Water	Theater			sfgpuswt	8	0	0	5	0	0	0	2	15	1.1441	1.0949
				Mean	7.1333333	0.06667	0	3.8	0.067	0.4	0	1.6444444	13.1111111		
				Std. Dev.	2.21154	0.25226	0	2.1595	0.252	1.0954451	0	0.4840903	4.5886333		

Transportation Unit Data Spreadsheets

Category	Sub-category 1	Sub-category 2	Symbol	SIDC	Elements	Closure	Continuity	Internal Lines	Arcs	Alphanumeric	Figural Unity	Symmetry	Complexity Coefficient	Worksheet Unitized	Spreadsheet Unitized
				sfgpust	3	0	0	0	0	0	0	0	3	0.23478	0.21898
APOD AFDE				sfgpusta	5	0	1	2	0	0	0	2	10	0.78261	0.72994
APOD AFDE	Corps			sfgpustac	7	0	1	4	0	0	0	2	14	1.09565	1.02191
APOD AFDE	Theater			sfgpustat	9	0	1	6	0	0	0	2	18	1.4087	1.31389
Corps				sfgpustc	5	0	0	2	0	0	0	2	9	0.70435	0.65694
Missile				sfgpusti	7	1	0	3	1	0	0	1	13	1.01739	0.94892
Missile	Corps			sfgpustic	9	1	0	3	1	0	0	2	16	1.25217	1.1679



Missile	Theater			sfgpustit	11	1	0	7	1	0	0	1	21	1.64348	1.53287
Movement Control Center				sfgpustm	6	0	0	0	0	3	0	2	11	0.86087	0.80293
Movement Control Center	Corps			sfgpustmc	8	0	0	2	0	3	0	2	15	1.17391	1.0949
Movement Control Center	Theater			sfgpustmt	10	0	0	4	0	3	0	1	18	1.4087	1.31389
Railhead				sfgpustr	8	0	0	1	0	0	0	1	10	0.78261	0.72994
Railhead	Corps			sfgpustrc	10	0	0	3	0	0	0	2	15	1.17391	1.0949
Railhead	Theater			sfgpustrt	12	0	0	5	0	0	0	1	18	1.4087	1.31389

SPOD SPOE			sfgpusts	4	0	0	0	0	0	0	0	1	5	0.3913	0.36497
SPOD SPOE	Corps		sfgpustsc	6	0	0	2	0	0	0	2		10	0.78261	0.72994
SPOD SPOE	Theater		sfgpustst	8	0	0	4	0	0	0	1		13	1.01739	0.94892
Theater			sfgpustt	7	0	0	4	0	0	0	0		11	0.86087	0.80293
			Mean	7.5	0.1667	0.166667	2.88889	0.17	0.5	0	1.388889	12.777778			
			Std. Dev.	2.431412	0.3835	0.383482	1.99673	0.38	1.150447	0	0.697802	4.6722655			


APPENDIX E

GROUND COMBAT SUPPORT UNIT DATA

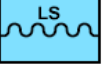
EOD Unit Data Spreadsheets

Category	Sub-category 1	Sub-category 2	Symbol	SIDC	Elements	Closure	Continuity	Internal Lines	Arcs	Alpha-numerics	Figural Unity	Symmetry	Complexity Coefficient	Work-sheet Utilized	Spread-sheet Utilized
CS				sfgpuu	4	0	0	0	0	2	0	2	8	0.888889	0.65200471
EOD				sfgpuue	5	0	0	0	0	3	0	2	10	1.111111	0.81500589
					Mean	4.5	0	0	0	2.5	0	2	9		
					Std. Dev.	0.70710678	0	0	0	0.7071068	0	0	1.414213562		







Information Warfare Unit Data Spreadsheets

Category	Sub-category 1	Sub-category 2	Symbol	SIDC	Elements	Closure	Continuity	Internal Lines	Arcs	Alpha-numerics	Figural Unity	Symmetry	Complexity Coefficient	Work-sheet Utilized	Spread-sheet Utilized
Information Warfare Unit				sfgpuui	4	0	0	0	0	2	0	2	8	1	0.652005








Landing Support Unit Data Spreadsheets








Category	Sub-category 1	Sub-category 2	Symbol	SIDC	Elements	Closure	Continuity	Internal Lines	Arcs	Alpha-numerics	Figural Unity	Symmetry	Complexity Coefficient	Work-sheet Utilized	Spread-sheet Utilized
Landing Support				sfgpuup	12	0	0	0	8	2	0	2	24	1	1.956014







Law Enforcement Unit Data Spreadsheets

Category	Sub-category 1	Sub-category 2	Symbol	SIDC	Elements	Closure	Continuity	Internal Lines	Arcs	Alphanumeric	Figural Unity	Symmetry	Complexity Coefficient	Worksheet Utilized	Spreadsheet Utilized
															
				sfgpuul	5	0	0	0	0	2	0	2	9	1.102041	0.733505
Central Intelligence Division															
				sfgpuuld	5	0	0	0	0	3	0	2	10	1.22449	0.815006
Civilian Law Enforcement															
				sfgpuulc	3	0	0	0	0	0	0	1	4	0.489796	0.326002
Military Police															
				sfgpuulm	4	0	0	0	0	2	0	2	8	0.979592	0.652005
Security Police (Air)															
				sfgpuulf	6	0	0	0	0	2	0	2	10	1.22449	0.815006
Shore Patrol															
				sfgpuuls	4	0	0	0	0	2	0	2	8	0.979592	0.652005
				Mean	4.5	0	0	0	0	1.8333333	0	1.83333333	8.166666667		
				Std. Dev.	1.04880885	0	0	0	0	0.9831921	0	0.40824829	2.228601953		








Military Intelligence Unit Data Spreadsheets









Category	Sub-category 1	Sub-category 2	Symbol	SIDC	Elements	Closure	Continuity	Internal Lines	Arcs	Alpha-numerics	Figural Unity	Symmetry	Complexity Coefficient	Work-sheet Utilized	Spread-sheet Utilized
				sfgpuum	4	0	0	0	0	2	0	2	8	0.5581	0.652
Aerial Exploitation				sfgpuuma	6	0	0	2	0	2	0	2	12	0.8372	0.97801
Counter Intelligence				sfgpuumo	4	0	0	0	0	2	0	2	8	0.5581	0.652
Interrogation				sfgpuumq	5	0	0	0	0	3	0	2	10	0.6977	0.81501
Joint Intelligence Center				sfgpuumj	5	0	0	0	0	3	0	2	10	0.6977	0.81501
Operations				sfgpuumo	7	0	0	0	0	5	0	2	14	0.9767	1.14101
SIGINT				sfgpuums	11	0	0	7	0	2	0	2	22	1.5349	1.79301

SIGINT	Electronic Warfare			sfgpuumse	4	0	0	0	0	2	0	2	8	0.5581	0.652
SIGINT	Electronic Warfare	Armored Wheeled Vehicle		sfgpuumsea	9	0	4	1	0	2	0	2	18	1.2558	1.46701
SIGINT	Electronic Warfare	Corps		sfgpuumsec	6	0	0	2	0	2	0	2	12	0.8372	0.97801
SIGINT	Electronic Warfare	Direction Finding		sfgpuumsed	7	0	0	3	0	2	0	2	14	0.9767	1.14101
SIGINT	Electronic Warfare	Intercept		sfgpuumsei	6	0	0	1	0	2	0	2	11	0.7674	0.89651
SIGINT	Electronic Warfare	Jamming		sfgpuumsej	20	0	0	0	16	2	0	2	40	2.7907	3.26002
SIGINT	Electronic Warfare	Theater		sfgpuumset	8	0	0	4	0	2	0	2	16	1.1163	1.30401








Surveillance				sfgpuumr	4	0	0	0	0	2	0	2	8	0.5581	0.652
Surveillance	Ground Station Module			sfgpuumrz	7	0	0	0	0	5	0	2	14	0.9767	1.14101
Surveillance	Ground Surveillance Radar			sfgpuumrg	8	0	0	3	1	2	0	2	16	1.1163	1.30401
Surveillance	Meteorological			sfgpuummo	7	0	0	0	0	5	0	2	14	0.9767	1.14101
Surveillance	Sensor			sfgpuumrs	8	0	0	2	0	2	0	2	14	0.9767	1.14101
Surveillance	Sensor	SCM		sfgpuumrss	11	0	0	2	0	5	0	2	20	1.3953	1.63001
Tactical Exploit				sfgpuumt	6	0	0	0	0	4	0	2	12	0.8372	0.97901
				Mean	7.285714	0	0.1904762	1.28571	0.81	2.7619	0	2	14.333333		
				Std. Dev.	3.56571	0	0.8728716	1.82052	3.487	1.22085	0	0	7.0521864		








NBC Unit Data Spreadsheets




Category	Sub-category 1	Sub-category 2	Symbol	SIDC	Elements	Closure	Continuity	Internal Lines	Arcs	Alpha- numerics	Figural Unity	Symmetry	Complexity Coefficient	Work-sheet Utilized	Spread-sheet Utilized
				sfgpuua	6	0	0	0	2	0	0	2	10	0.64103	0.61501
Biological				sfgpuuab	7	0	0	0	2	1	0	2	12	0.76923	0.97901
Biological	Recon Equipped			sfgpuuabr	9	0	2	2	2	1	0	2	18	1.15385	1.46701
Chemical				sfgpuuac	7	0	0	0	2	1	0	2	12	0.76923	0.97901
Chemical	Recon			sfgpuuacr	8	0	4	1	2	1	0	2	18	1.15385	1.46701
Chemical	Recon	Wheeled Armored Vehicle		sfgpuuacrV	11	0	6	1	2	0	0	2	22	1.41026	1.79301
Chemical	Recon	Wheeled Armored Vehicle Surveillance		sfgpuuacrs	13	0	6	1	2	2	0	2	26	1.66667	2.11902

Chemical	Smoke			sfgpuuacs	7	0	0	0	2	1	0	2	12	0.76923	0.97801
Chemical	Smoke	Armor		sfgpuuacsA	8	0	2	0	2	1	0	2	15	0.96154	1.22251
Chemical	Smoke	Motorized		sfgpuuacsm	8	0	4	1	2	1	0	2	18	1.15385	1.46701
Chemical	Smoke Decon			sfgpuuacc	8	0	0	0	2	2	0	2	14	0.89744	1.14101
Chemical	Smoke Decon	Mechanized		sfgpuuaccK	9	0	2	0	2	2	0	2	17	1.08974	1.38551
Chemical	Smoke Decon	Motorized		sfgpuuacm	9	0	1	0	2	2	0	2	16	1.02564	1.30401
Decontamination				sfgpuuad	7	0	0	0	2	1	0	2	12	0.76923	0.97801
Nuclear				sfgpuuan	7	0	0	0	2	1	0	2	12	0.76923	0.97801
				Mean	8.266667	0	1.8	0.4	2	1.133333	0	2	15.6		
				Std. Dev.	1.791514	0	2.2103652	0.6325	0	0.633994	0	0	4.37198876		


Signal Unit Data Spreadsheets

Category	Sub-category 1	Sub-category 2	Symbol	SIDC	Elements	Closure	Continuity	Internal Lines	Arcs	Alphanumeric	Figural Unity	Symmetry	Complexity Coefficient	Work-sheet Utilized	Spread-sheet Utilized
				sfgpuus	5	0	0	3	0	0	0	2	10	0.58621	0.81501
Area				sfgpuusa	9	0	0	3	0	4	0	2	18	1.05517	1.46701
Command Operation				sfgpuuso	8	0	0	3	0	3	0	2	16	0.93793	1.30401
Communication Configured Package				sfgpuusc	8	0	0	3	0	3	0	2	16	0.93793	1.30401
Communication Configured Package	Large Communication Configured Package			sfgpuuscl	11	0	0	3	2	4	0	2	22	1.28966	1.79301
Electronic Ranging				sfgpuusx	5	0	0	1	0	0	0	2	8	0.46897	0.652
Forward Communications				sfgpuust	8	0	0	3	0	3	0	2	16	0.93793	1.30401

Multiple Subscriber element				sfgpuusm	8	0	0	3	0	3	0	2	16	0.93793	1.30401
Multiple Subscriber element	Large Extension Node			sfgpuusml	8	0	0	3	0	3	0	2	16	0.93793	1.30401
Multiple Subscriber element	Node Center			sfgpuusmn	7	0	0	3	0	2	0	2	14	0.82069	1.14101
Multiple Subscriber element	Small Extension Node			sfgpuusms	8	0	0	3	0	3	0	2	16	0.93793	1.30401
Radio Unit				sfgpuusr	13	0	0	10	0	0	0	2	25	1.46852	2.03751
Radio Unit	Relay			sfgpuusrw	10	0	1	7	0	0	0	2	20	1.17241	1.63001
Radio Unit	Tactical Satellite			sfgpuustrs	10	0	6	4	1	0	0	2	23	1.34828	1.87451

Radio Unit	Teletype Center		sfgpuust	9	0	2	6	0	1	0	2	20	1.17241	1.63001
Signal Support			sfgpuuss	8	0	0	3	0	3	0	2	16	0.93793	1.30401
Telephone Switch			sfgpuusw	8	0	2	5	0	1	0	2	18	1.05517	1.46701
			Mean	8.411765	0	0.647059	3.8824	0.18	1.341176	0	2	17.058824		
			Std. Dev.	1.938393	0	1.538716	2.0801	0.53	1.519481	0	0	4.2642495		








Special C2 Unit Data Spreadsheets

Category	Sub-category 1	Sub-category 2	Symbol	SIDC	Elements	Closure	Continuity	Internal Lines	Arcs	Alphanumeric	Figural Unity	Symmetry	Complexity Coefficient	Work-sheet Unitized	Spread-sheet Unitized
Special C2 Headquarters Component				sfgguh	3	0	0	0	0	0	0	2	6	6	0.48900353





APPENDIX F

MOOTW AND 2006 – 2007 ADDITIONAL SYMBOL DATA








MOOTW Items Symbol Data Spreadsheets








Category	Sub-category 1	Sub-category 2	Symbol	SIDC	Elements	Closure	Continuity	Internal Lines	Arcs	Alpha-numerics	Figural Unity	Symmetry	Complexity Coefficient	Work-sheet Unitized	Spread-sheet Unitized
Drug Vehicle				ofipd	9	0	0	1	0	4	0	2	16	12173913	1242852626
Graffiti				ofipg	10	0	0	0	8	0	0	0	18	136956622	1398209205
Internal Security Force				ofipf	5	0	0	0	0	3	0	2	10	0.76086957	0.776782892
Known Insurgent Vehicle				ofipi	5	0	0	1	0	0	0	1	7	0.5326087	0.543748024
Refugees				ofipr	11	0	3	6	0	0	0	1	21	159782609	1631244072
Safe House				ofips	6	0	0	0	0	4	0	2	12	0.91304348	0.93213947
Vandalism Rape Loot Ransack Plunder Sack				ofipv	5	0	0	0	2	0	0	1	8	0.60869565	0.621426313
				Mean	7.285714	0	0.428571	1.14286	1.429	1.571429	0	1.285714	13.1428571		
				Std. Dev.	2.627691	0	1.133893	2.19306	2.992	1.98806	0	0.755929	5.30498418		






MOOTW Locations Symbol Data Spreadsheets

Category	Sub-category 1	Sub-category 2	Symbol	SIDC	Elements	Closure	Continuity	Internal Lines	Arcs	Alpha-numerics	Figural Unity	Symmetry	Complexity Coefficient	Work-sheet Unitized	Spread-sheet Unitized
Black List Location				oflpb	5	0	0	0	0	3	0	2	10	0.754717	0.776782892
Gray List Location				oflpg	6	0	0	0	0	4	0	2	12	0.9056604	0.93213947
Mass Grave Location				oflpm	11	0	3	6	0	0	0	1	21	1.5849057	1.63244072
White List Location				oflpw	5	0	0	0	0	3	0	2	10	0.754717	0.776782892
				Mean	6.75	0	0.75	15	0	2.5	0	1.75	13.25		
				Std. Dev.	2.872283	0	15	3	0	173205	0	0.5	5.2598375		











MOOTW Operations Symbol Data Spreadsheets

Category	Sub-category 1	Sub-category 2	Symbol	SIDC	Elements	Closure	Continuity	Internal Lines	Arcs	Alpha-numerics	Figural Unity	Symmetry	Complexity Coefficient	Work-sheet Unitized	Spread-sheet Unitized
Arrest				ofopa	6	0	1	2	0	0	0	1	10	0.826087	0.776782892
Demonstration				ofopd	6	0	0	0	0	4	0	2	12	0.9913043	0.93213947
Drug Operation				ofopu	6	0	0	0	0	4	0	2	12	0.9913043	0.93213947
Extortion				ofope	5	0	6	2	0	0	0	2	15	1.2391304	1.65174337
Food Distribution				ofopo	5	0	0	1	2	0	0	2	10	0.826087	0.776782892
Foraging Searching				ofopf	7	0	0	2	3	0	0	2	14	1.1565217	1.087496048
Hijacking	Hijack Airplane			ofopha	6	0	2	0	0	1	0	2	11	0.9086957	0.85446181








Hijacking	Hijack Boat		ofophv	4	0	0	0	0	1	0	2	7	0.5782609	0.543748024
Hijacking	Hijack Vehicle		ofophv	6	0	0	1	0	1	0	1	9	0.7434783	0.699104602
Kidnapping			ofopk	6	0	1	2	0	1	0	2	12	0.9913043	0.93213947
Mine Laying			ofopm	6	0	0	0	0	0	0	0	6	0.4956522	0.466069735
Patrolling			ofopp	8	0	0	5	0	1	0	2	16	13217391	1242852626
PSYOP			ofopy	7	0	0	4	0	0	0	1	12	0.9913043	0.93213947
PSYOP	House to House Propaganda		ofopyh	8	0	0	4	0	0	0	2	14	11565217	1087496048







PSYOP	TV or Radio Propaganda		ofopyt	10	0	3	7	0	0	0	2	22	18173913	1708922361
PSYOP	Written Propaganda		ofopyw	8	0	0	4	0	1	0	2	15	12391304	1165174337
Recruitment	Coerced Impressed		ofoprc	6	0	1	2	0	1	0	2	12	0.9913043	0.93213947
Recruitment	Willing		ofoprw	6	0	1	2	0	1	0	1	11	0.9086957	0.854461161
Spy			ofops	5	0	0	0	0	3	0	2	10	0.826087	0.776782892
			Mean	6.368421	0	0.7894737	2	0.263	1	0	1.6842105	12.10526316		
			Std. Dev.	1.382852	0	15121342	2	0.806	129099	0	0.5823927	3.54173166		

MOOTW Violent Activities Symbol Data Spreadsheets




Category	Sub-category 1	Sub-category 2	Symbol	SIDC	Elements	Closure	Continuity	Internal Lines	Arcs	Alpha-numerics	Figural Unity	Symmetry	Complexity Coefficient	Work-sheet Unitized	Spread-sheet Unitized
Arson Fire				ofvpa	6	0	0	0	0	4	0	2	12	0.92307692	0.9321947
Bomb Bombing				ofvpb	6	0	0	0	0	4	0	2	12	0.92307692	0.9321947
Booby Trap				ofvpy	5	0	0	2	0	0	0	1	8	0.61538462	0.62142633
Drive By Shooting				ofvpd	8	0	0	4	0	0	0	1	13	1	1009817759
Killing (general)				ofvpm	6	0	2	3	0	0	0	2	13	1	1009817759
Killing (general)	Assassination			ofvpmc	8	0	2	3	0	2	0	2	17	130769231	1320530916
Killing (general)	Execution			ofvpmb	8	0	2	3	0	2	0	2	17	130769231	1320530916
Killing (general)	Murder			ofvpma	8	0	2	3	0	2	0	2	17	130769231	1320530916
Poisoning				ofvpp	5	0	1	2	0	0	0	1	9	0.69230769	0.699104602
Sniping				ofvps	6	0	0	3	0	1	0	2	12	0.92307692	0.9321947
				Mean	6.6	0	0.9	2.3	0	1.5	0	1.7	13		
				Std. Dev.	1.26491	0	0.9944289	1.337494	0	1.58114	0	0.483046	3.19722102		

2006 Additional Symbol Data Spreadsheets

Category	Sub-category 1	Sub-category 2	Symbol	SIDC	Elements	Closure	Continuity	Internal Lines	Arcs	Alphanumeric	Figural Unity	Symmetry	Complexity Coefficient	Work-sheet Utilized	Spread-sheet Utilized
Assassination				ofvpmc	8	0	3	3	0	2	0	2	18	1054054054	1398209205
Execution				ofvpmc	8	0	3	3	0	2	0	2	18	1054054054	1398209205
Killing (general)				ofvpm	6	0	3	3	0	0	0	2	14	0.81981982	1087496048
Killing (general)	Murder			ofvpmc	8	0	3	3	0	2	0	2	18	1054054054	1398209205
Mass Grave				oflpm	11	0	3	6	0	0	0	1	21	122972973	1631244072
Gang				ofzpl	15	0	3	6	0	4	0	2	30	1756756757	2.330348675
Composite Loss				ofopc	5	0	1	2	0	0	0	1	9	0.527027027	0.699104602

Composite Loss	Combat			ofopca	8	0	1	2	0	3	0	2	16	0.936936937	1242852626
Composite Loss	Accident			ofopcb	8	0	1	2	0	3	0	2	16	0.936936937	1242852626
Composite Loss	Other			ofopcc	8	0	1	2	0	3	0	2	16	0.936936937	1242852626
Kidnapping	Attempted			ofopka	7	0	2	3	0	1	0	2	15	0.878378378	1165174337
Rape				ofrp	7	0	1	2	0	2	0	2	14	0.81981982	1087496048
Rape	Attempted			ofrpa	8	0	2	3	0	2	0	2	17	0.995495495	1320530916
				Mean	8.230769	0	2.076923	3.0769	0	184615	0	18461538	17.0769231		
				Std. Dev.	2.45478	0	0.954074	1.3821	0	128103	0	0.3755338	4.80384461		

2007 Additional Symbol Data Spreadsheets

Category	Sub-category 1	Sub-category 2	Symbol	SIDC	Elements	Closure	Continuity	Internal Lines	Arcs	Alphanumerics	Figural Unity	Symmetry	Complexity Coefficient	Work-sheet Utilized	Spread-sheet Utilized
IED															
				ofvpyj	5	0	0	0	0	3	0	2	10	1538465	0.776782892
Explosion															
				ofvpe	3	0	0	0	0	0	0	2	5	0.57692308	0.38839446
IED	Explosion														
				ofvpye	6	0	0	0	0	3	0	2	11	126923077	0.85446181
				Mean	4.66666667	0	0	0	0	2	0	2	8.666666667		
				Std. Dev.	152752523	0	0	0	0	17320508	0	0	3.24550254		

REFERENCE LIST

- U.S. Army. 2003. FM 6-0, *Mission command: Command and control of army forces*. Washington, DC: Government Printing Office.
- U.S. Army. 2008. FM 3-0, *Operations*. Washington, DC: Government Printing Office
- . 2004. FM 1-02, *Operational terms and graphics*. Washington, DC: Government Printing Office.
- DISA. 1995. Department of defense symbology information technology standards management plan. Washington, DC: Government Printing Office.
- . 1997. Department of defense symbology information technology standards management plan, supplement 1: Configuration management. Washington, DC: DISA.
- . 2005. Charter for the symbology standards management committee (SSMC). Washington, DC: DISA.
- . 1999. Friendly artillery unit symbol sfgpuaf, Washington, DC.
- . 1999. Friendly tactical satellite unit symbol sfgpuusr Washington, DC.
- . 2008. Draft MIL-STD 2525c, Department of defense interface standard: Common warfighting symbology. Washington, DC: Government Printing Office.
- Doyle, Gerald, Director of DISA GIG Enterprise Services Engineering (GE3). Correspondence with author, 28 October 2008.
- Geiselman, Ralph E., Betty M. Landee, and Facnois G. Christen. 1985. *Perceptual discriminability as a basis for selecting military symbols*. Woodland Hills, CA: Perceptronics, Inc.
- Horton, William. 1994. *The icon book: Visual symbols for computer systems and documentation*. New York: John Wiley & Sons.
- Kienle, F R. 1991. "Operational symbols: Can a picture be worth a thousand words?" Monograph, School of Advanced Military Studies, Fort Leavenworth, Kansas.
- Lai, Poh-Chin and Anthony Gar-On Yeh. 2004. "Assessing the effectiveness of dynamic symbols in cartographic communication." *The Cartographic Journal* 41, no. 3: 16.
- Lloyd, Robert and Rick L Bunch. 2003. "Technology and map-learning: Users, methods, and symbols." *Annals of the Association of American Geographers* 93, no. 4: 23.

- Nivala, Annu Maaria and L Tiina Sarjakoski. 2007. "User aspects of adaptive visualization for mobile maps." *Cartography and Geographic Information Science* 34, no. 4: 10.
- Olmos, Oscar, Christopher D Wickens, and Andrew Chudy. 2000. "Tactical displays for combat awareness: An examination of dimensionality and frame of reference concepts and the application of cognitive engineering." *The International Journal of Aviation Psychology* 10, no. 3: 26.
- Repperger, D W, G Kupperman, G Thomas-Meyers, D Aleva, and S Fullenkamp. 2006. "A compendium on glyph/icon research including mil 2525b." Study, AFRL Human Effectiveness Directorate, Dayton OH.
- Shigeta, Kazuhiro, Minoru Nakayama, and Yasutaka Shimizu. 2001. "The relationship between the presentation position of a figure and characters on a 3d display and cognitive time." *Electronics and Communications in Japan* 84, no. 12: 12.
- St.John, Mark, Michael B Cowen, Harvey S Smallman, and Heather M Oonk. 2001. "The use of 2d and 3d displays for shape-understanding versus relative-position tasks." *Human Factors* 43, no. 1: 20.
- TRAC. 2008. "Cognition and visualization study final report." Fort Leavenworth, KS.
- Wickens, Christopher D, Lisa C Thomas, and Rachel Young. 2000. "Frames of reference for the display of battlefield information: Judgment display dependencies." *Human Factors* 42: 16.

INITIAL DISTRIBUTION LIST

Combined Arms Research Library
U.S. Army Command and General Staff College
250 Gibbon Ave.
Fort Leavenworth, KS 66027-2314

Defense Technical Information Center/OCA
825 John J. Kingman Rd., Suite 944
Fort Belvoir, VA 22060-6218

Col. Mark E. Monroe
U.S. Marine Corps Element
USACGSC
100 Stimson Avenue.
Fort Leavenworth, KS 66027

Dr. Wendell C. King
Academic Dean
USACGSC
100 Stimson Avenue.
Fort Leavenworth, KS 66027

Mr. Lowell Solien
DLRMO
USACGSC
100 Stimson Avenue.
Fort Leavenworth, KS 66027