

AIR FORCE OFFICE OF SCIENTIFIC RESEARCH

12 SEP 2007

DTIC Data

Page 1 of 1

Purchase Request Number: FQ8671-0601284
BPN: F1ATA06118B002
Proposal Number: 05-NE-325
Research Title: (DURIP FY06) DEVELOPMENT OF THZ FIBER LASERS
Type Submission: ~~New Work Effort~~ *Final Report*
Inst. Control Number: FA9550-06-1-0390DEF
Institution: RENSSELAER POLYTECHNIC INSTITUTE
Primary Investigator: Dr. Xi Cheng Zhang
Invention Ind: none
Project/Task: 5094U / S
Program Manager: Gernot S. Pomrenke

Objective:

This program supports the acquisition of equipment to develop a new high power, narrow band terahertz (THz) source. The aim is to develop a THz fiber laser based on a THz lasing mechanism and a novel photonic crystal fiber technique. The envisioned equipments, including a tunable CO2 laser, power meters and spectrometers in mid-infrared and far-infrared range, photonic bandgap fibers and coupling optics, will be used to design, build and test the THz fiber laser.

Approach:

The effort will focus on developing a terahertz laser using photonic crystal fibers. The methanol laser pumped by CO2 will be explored as the lasing mechanism. In order to develop the THz fiber laser, the following equipment will be purchased: a CO2 laser, photonic bandgap fibers, coupling devices and optics for the fibers, power meters and spectrometers. A tunable CO2 laser with a tunable range of 9-11 micrometer and a maximum output power of 100W is necessary to pump the Methanol vapor to generate the radiation in THz range. The photonic bandgap fiber in THz range will be designed and produced specifically for this spectral regime. The lock in amplifier, the translation stage and the motion controller are used to build a THz spectroscopy system for measurement of THz radiation. The THz power meter is used for the measurement of the THz output and alignment of the system.

Progress:

Year: 2007 **Month:** 09 **Final**

There is no Current commercially available THz fiber Laser on the market, and there is no any report successful demonstration of THz fiber lasers in literatures. Our DURIP project is to develop a THz fiber Laser on a novel photonic crystal fiber technique. The THz fiber laser has several important characteristics; sm portability, room temperature operation, and high output power. ALL provide advantages over current THz La a new high-power, narrow-band THz source, the THz fiber laser has potential applications in the r communication, and security and defense industries.

REPORT DOCUMENTATION PAGE

AFRL-SR-AR-TR-09-0207

The public reporting burden for this collection of information is estimated to average 1 hour per response, including the time for gathering and maintaining the data needed, and completing and reviewing the collection of information. Send comments regarding this burden estimate or any other aspect of this collection of information, including suggestions for reducing the burden, to the Department of Defense, Executive Service and Communications Directorate, Paperwork Project Manager, Washington, DC 20301-4070. Send all requests for change of form to the same office. That notwithstanding any other provision of law, no person shall be subject to any penalty for failing to comply with a collection of information if it does not display this control number.

PLEASE DO NOT RETURN YOUR FORM TO THE ABOVE ORGANIZATION.

1. REPORT DATE (DD-MM-YYYY)		2. REPORT TYPE FINAL REPORT		3. DATES COVERED (From - To) 01 JUN 2006 - 31 MAY 2007	
4. TITLE AND SUBTITLE (DURIP FY06) DEVELOPMENT OF THZ FIBER LASERS				5a. CONTRACT NUMBER	
				5b. GRANT NUMBER FA9550-06-1-0390	
				5c. PROGRAM ELEMENT NUMBER 6I103F	
6. AUTHOR(S) DR ZHANG				5d. PROJECT NUMBER 5094/US	
				5e. TASK NUMBER	
				5f. WORK UNIT NUMBER	
7. PERFORMING ORGANIZATION NAME(S) AND ADDRESS(ES) RENSSELAER POLYTECHNIC INSTITUTE 110 8TH STREET TROY NY 12180				8. PERFORMING ORGANIZATION REPORT NUMBER	
9. SPONSORING/MONITORING AGENCY NAME(S) AND ADDRESS(ES) AF OFFICE OF SCIENTIFIC RESEARCH 875 NORTH RANDOLPH STREET ROOM 3112 ARLINGTON VA 22203 DR GERNOT POMRENKE				10. SPONSOR/MONITOR'S ACRONYM(S)	
				11. SPONSOR/MONITOR'S REPORT NUMBER(S)	
12. DISTRIBUTION/AVAILABILITY STATEMENT DISTRIBUTION STATEMENT A: UNLIMITED					
13. SUPPLEMENTARY NOTES					
14. ABSTRACT There is no Current commercially available THz fiber Laser on the market, and there is no any report successful demonstration of THz fiber lasers in literatures. Our DURIP project is to develop a THz fiber Laser on a novel photonic crystal fiber technique. The THz fiber laser has several important characteristics; sm portability, room temperature operation, and high output power. ALL provide advantages over current THz La a new high-power, narrow-band THz source, the THz fiber laser has potential applications in the r communication, and security and defense industries.					
15. SUBJECT TERMS					
16. SECURITY CLASSIFICATION OF:			17. LIMITATION OF ABSTRACT	18. NUMBER OF PAGES	19a. NAME OF RESPONSIBLE PERSON
a. REPORT	b. ABSTRACT	c. THIS PAGE			19b. TELEPHONE NUMBER (Include area code)



Subject: Terahertz Fiber Laser Final Report
Author: Prof. Albert Redo-Sanchez and Prof. X.-C. Zhang
Reviewer: Mr. Christopher Thorne
Project:

Date: 6/6/07
Date: 6/11/07
Page: 1 of 3

Final Performance Report for Development of THz Fiber Laser Award No.: FA9550-06-1-0390

Professor X.-C. Zhang and Professor Albert Redo
Center for Terahertz Research,
Rensselaer Polytechnic Institute,
110 8th Street, Troy, NY 12180,
Ph: (518) 276-3079
Fax: (518) 276-3292
email: zhangxc@rpi.edu

1. Project Goal

There is no current commercially available THz fiber laser on the market, and there is no any report on the successful demonstration of THz fiber lasers in literatures. Our DURIP project is to develop a THz fiber laser based on a novel photonic crystal fiber technique. The THz fiber laser has several important characteristics; small size, portability, room temperature operation, and high output power. All provide advantages over current THz lasers. As a new high-power, narrow-band THz source, the THz fiber laser has potential applications in the medical, communication, and security and defense industries.

2. Progress

Within the DURIP project, we have successfully purchased laser components and constructed first and second version THz fiber laser cavities.

The achievements of the project are:

- Purchase of CO₂ laser components.
- Completion of first cavity.
- Completion of second cavity.

20090707121

Coherent¹, manufacturer of the THz gas laser, provided guidance on how to build the laser cavity in which the fiber could be place within the tube. The recommendations that we got were to build a straight cavity with two mirrors at the extremes of a fiber holder and put the assembly into an environment of low-pressure methanol vapor. The recommended length of the cavity is in the range of a meter or so. To couple the radiation in and out, Coherent suggested drilling a 2 mm diameter hole in each mirror. The CO₂ beam will have to be focused tightly to go through the hole, while the THz

¹ Coherent. Available: <http://www.coherent.com/>



Subject: Terahertz Fiber Laser Final Report
Author: Prof. Albert Redo-Sanchez and Prof. X.-C. Zhang
Reviewer: Mr. Christopher Thorne
Project:

Date: 6/6/07
Date: 6/11/07
Page: 2 of 3

radiation will exit the other hole. Following Coherent's recommendation, we have built two cavities using an extruded aluminum profile for the basic building block of THz fiber lasers.

At the end of the DURIP project (one year), construction of two cavities was completed, as well as the leaky check. Currently we are testing the performance, including the alignment, gas selection, photonic fiber selection and testing, and final optical excitation for lasing.

The first cavity is one (1) meter long, has two apertures at the extremes, and a couple of windows on the top (top windows) to facilitate the alignment, as shown in Figure 1. It also has four 1/4" Swagelok ports for vacuum, pressure gauge, and methanol purge. One of the side windows is made of ZnSe to allow the CO₂ beam to get in. The window in the opposite side is made of thick polyethylene to allow the THz beam out and block the CO₂. The cavity allows for the installation of a rail to hold the mirrors and the fiber or silicon tube. This first cavity presented some leakage that set the vacuum level to 150 mTorr. The leakage was caused by the top windows and the Swagelok ports, which were not able to hold the vacuum for a long period of time.




Figure 1. First vacuum cavity. The length is one (1) meter. Detail of the ZnSe window.

A second, shorter vacuum chamber was built in order to address the limitations of the first one. The length is 750 mm and no top windows or vacuum ports were attached. Instead, the windows and ports are built in vacuum tees, which are attached to the both extremes of the cavity (Figure 2).



Figure 2. Second vacuum cavity. The length is 750 mm. The Swagelok port and top windows have been replaced by vacuum tees at both ends of the aluminum profile.



Although this cavity is able to hold a vacuum level of 30 mTorr for an hour or so, there is still some leakage that increases the vacuum level to 100 mTorr. The problem is partially due to the inter-joints, as well as the internal wall. After extended pumping (over 24 hours), especially with heating the device, we expect that a much better vacuum will be achieved.

3. Discussion

The main challenge is to design a fiber in which both the generated THz laser radiation and pump laser radiation can propagate with low losses.

We proposed to fill the fiber with methanol gas at low pressure. The fiber would be terminated by two feedback mirrors at the extremes. The hollow core of the fiber filled with gas would behave as the gain medium and waveguide at the same time. It also works as a laser cavity. The gas will be pumped with a CO₂ laser radiation at 2.54 THz, which provides a theoretical efficiency of 4%. The pump power will be 50 W and the pressure of the methanol inside the fiber must be kept around 100 mTorr.




Figure 3. Laser device concept.

Literature research and market research enabled us to find a fiber that could propagate terahertz and visible light. We also contacted Corning² to determine if they could help in the development of such a fiber. The results were not successful, so we plan to use a regular silicon tube as a fiber and build a cavity to achieve THz lasing similar to the function of a CO₂ pumped THz laser. The CO₂ pump will be extracted from a THz gas cavity. In that sense, we intend to replicate the operation of the THz gas laser in the cavity with the silicon tube. Once lasing is achieved, it could be possible to repeatedly replace the silicon tube by another fiber or material until we find one that can achieve lasing as a fiber laser.

4. Recommendations

Our following steps are:

- to partner with a company (Corning has been identified and is currently working with us) to design and manufacture a fiber that will meet the requirement of being able to propagate both the pump laser and the THz radiation.
- use of photonic crystal fiber design and non-linear polymer materials to design the fiber.
- replacing the actual cavity by one that can achieve a one (1) mTorr or less vacuum level.

² Corning Inc. Available: <http://www.corning.com/>



Subject: Terahertz Fiber Laser Final Report
 Author: Prof. Albert Redo-Sanchez and Prof. X.-C. Zhang
 Reviewer: Mr. Christopher Thorne
 Project:

Date: 6/6/07
 Date: 6/11/07
 Page: 1 of 3

Formatted: Space Before: 0 pt

Final Performance Report for Development of THz Fiber Laser
Award No.: FA9550-06-1-0390

Professor X.-C. Zhang and Professor Albert Redo,
Center for Terahertz Research,
Rensselaer Polytechnic Institute,
110 8th Street, Troy, NY 12180,
Ph: (518) 276-3079
Fax: (518) 276-3292
email: zhangxc@rpi.edu

Formatted: Font: 10 pt, English (U.S.)

Formatted: Font: 10 pt

Formatted: Space Before: 0 pt, After: 0 pt

Formatted: Space Before: 0 pt

1. Project Goal

There is no current commercially available THz fiber laser on the market, and there is no any report on the successful demonstration of THz fiber lasers in literatures. Our DURIP project is to develop a THz fiber laser based on a novel photonic crystal fiber technique. The THz fiber laser has several important characteristics; small size, portability, room temperature operation, and high output power. All provide advantages over current THz lasers. As a new high-power, narrow-band THz source, the THz fiber laser has potential applications in the medical, communication, and security and defense industries.

Deleted: is

Deleted: s

2. Progress

Within the DURIP project, we have successfully purchased laser components and constructed first and second version THz fiber laser cavities.

The achievements of the project are:

- o Purchase of CO₂ laser components.
- o Completion of first cavity.
- o Completion of second cavity.

Coherent¹, manufacturer of the THz gas laser, provided guidance on how to build the laser cavity in which the fiber could be place within the tube. The recommendations that we got were to build a straight cavity with two mirrors at the extremes of a fiber holder and put the assembly into an environment of low-pressure methanol vapor. The recommended length of the cavity is in the range of a meter or so. To couple the radiation in and out, Coherent suggested drilling a 2 mm diameter hole in each mirror. The CO₂ beam will have to be focused tightly to go through the hole, while the THz

¹ Coherent. Available: <http://www.coherent.com/>

Deleted: 6/11/2007 10:07 AM



radiation will exit the other hole. Following Coherent's recommendation, we have built two cavities using an extruded aluminum profile for the basic building block of THz fiber lasers.

At the end of the DURIP project (one year), construction of two cavities was completed, as well as the leaky check. Currently we are testing the performance, including the alignment, gas selection, photonic fiber selection and testing, and final optical excitation for lasing.

The first cavity is one (1) meter long, has two apertures at the extremes, and a couple of windows on the top (top windows) to facilitate the alignment, as shown in Figure 1. It also has four 1/4" Swagelok ports for vacuum, pressure gauge, and methanol purge. One of the side windows is made of ZnSe to allow the CO₂ beam to get in. The window in the opposite side is made of thick polyethylene to allow the THz beam out and block the CO₂. The cavity allows for the installation of a rail to hold the mirrors and the fiber or silicon tube. This first cavity presented some leakage that set the vacuum level to 150 mTorr. The leakage was caused by the top windows and the Swagelok ports, which were not able to hold the vacuum for a long period of time.




Figure 1. First vacuum cavity. The length is one (1) meter. Detail of the ZnSe window.

A second, shorter vacuum chamber was built in order to address the limitations of the first one. The length is 750 mm and no top windows or vacuum ports were attached. Instead, the windows and ports are built in vacuum tees, which are attached to the both extremes of the cavity (Figure 2).



Figure 2. Second vacuum cavity. The length is 750 mm. The Swagelok port and top windows have been replaced by vacuum tees at both ends of the aluminum profile.

Deleted: Although this cavity is able to hold a vacuum level of 30 mTorr for an hour or so, there is still some leakage that increases the vacuum level to 100 mTorr. The problem is partially due to the inter-joints, as well as the internal wall. After extended pumping (over 24 hours), especially with heating the device, we expect that a much better vacuum will be achieved.

Deleted: 6/11/2007 10:07 AM



Although this cavity is able to hold a vacuum level of 30 mTorr for an hour or so, there is still some leakage that increases the vacuum level to 100 mTorr. The problem is partially due to the inter-joints, as well as the internal wall. After extended pumping (over 24 hours), especially with heating the device, we expect that a much better vacuum will be achieved.

3. Discussion

The main challenge is to design a fiber in which both the generated THz laser radiation and pump laser radiation can propagate with low losses.

We proposed to fill the fiber with methanol gas at low pressure. The fiber would be terminated by two feedback mirrors at the extremes. The hollow core of the fiber filled with gas would behave as the gain medium and waveguide at the same time. It also works as a laser cavity. The gas will be pumped with a CO₂ laser radiation at 2.54 THz, which provides a theoretical efficiency of 4%. The pump power will be 50 W and the pressure of the methanol inside the fiber must be kept around 100 mTorr.

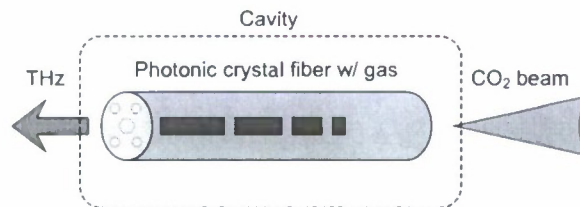


Figure 3. Laser device concept.

Literature research and market research enabled us to find a fiber that could propagate terahertz and visible light. We also contacted Corning² to determine if they could help in the development of such a fiber. The results were not successful, so we plan to use a regular silicon tube as a fiber and build a cavity to achieve THz lasing similar to the function of a CO₂ pumped THz laser. The CO₂ pump will be extracted from a THz gas cavity. In that sense, we intend to replicate the operation of the THz gas laser in the cavity with the silicon tube. Once lasing is achieved, it could be possible to repeatedly replace the silicon tube by another fiber or material until we find one that can achieve lasing as a fiber laser.

4. Recommendations

Our following steps are:

- to partner with a company (Corning has been identified and is currently working with us) to design and manufacture a fiber that will meet the requirement of being able to propagate both the pump laser and the THz radiation.
- use of photonic crystal fiber design and non-linear polymer materials to design the fiber.
- replacing the actual cavity by one that can achieve a one (1) mTorr or less vacuum level.

² Corning Inc. Available: <http://www.corning.com/>