

REPORT DOCUMENTATION PAGE

Form Approved
OMB No. 0704-0188

Public reporting burden for this collection of information is estimated to average 1 hour per response, including the time for reviewing instructions, searching existing data sources, gathering and maintaining the data needed, and completing and reviewing this collection of information. Send comments regarding this burden estimate or any other aspect of this collection of information, including suggestions for reducing this burden to Department of Defense, Washington Headquarters Services, Directorate for Information Operations and Reports (0704-0188), 1215 Jefferson Davis Highway, Suite 1204, Arlington, VA 22202-4302. Respondents should be aware that notwithstanding any other provision of law, no person shall be subject to any penalty for failing to comply with a collection of information if it does not display a currently valid OMB control number. **PLEASE DO NOT RETURN YOUR FORM TO THE ABOVE ADDRESS.**

1. REPORT DATE (DD-MM-YYYY) 26-03-2009		2. REPORT TYPE Technical Paper		3. DATES COVERED (From - To)	
4. TITLE AND SUBTITLE Thermodynamic Stability and Kinetic Lability of Fully-Condensed Fluorinated Polyhedral Oligomeric Silsesquioxane (POSS) Cages				5a. CONTRACT NUMBER	
				5b. GRANT NUMBER	
				5c. PROGRAM ELEMENT NUMBER	
6. AUTHOR(S) Timothy Haddad (ERC); Jerry Boatz (AFRL/RZSP); Sarah Weber & Joseph Mabry (AFRL/RZSM)				5d. PROJECT NUMBER	
				5e. TASK NUMBER	
				5f. WORK UNIT NUMBER 23030521	
7. PERFORMING ORGANIZATION NAME(S) AND ADDRESS(ES) Air Force Research Laboratory (AFMC) AFRL/RZSM 9 Antares Road Edwards AFB CA 93524-7401				8. PERFORMING ORGANIZATION REPORT NUMBER AFRL-RZ-ED-TP-2009-117	
9. SPONSORING / MONITORING AGENCY NAME(S) AND ADDRESS(ES) Air Force Research Laboratory (AFMC) AFRL/RZS 5 Pollux Drive Edwards AFB CA 93524-70448				10. SPONSOR/MONITOR'S ACRONYM(S)	
				11. SPONSOR/MONITOR'S NUMBER(S) AFRL-RZ-ED-TP-2009-117	
12. DISTRIBUTION / AVAILABILITY STATEMENT Approved for public release; distribution unlimited (PA #09158).					
13. SUPPLEMENTARY NOTES For presentation at the American Chemical Society National Meeting, Washington D.C., 16-20 August 2009.					
14. ABSTRACT Polyhedral Oligomeric Silsesquioxane (POSS) cages [RSiO _{1.5}] _n are a class of nano-particles that are being exploited as property modifiers to virtually every type of polymer imaginable. The most common of these materials are the R ₈ S ₈ O ₁₂ derivatives (also known as the T ₈ 's), as the octomeric cage is preferentially formed in almost all synthetic pathways reported. However, well-defined oligomeric cages with n = 6, 10, 12 or 14 are also known and their polyhedral structures proven with single crystal X-ray crystallography.					
15. SUBJECT TERMS					
16. SECURITY CLASSIFICATION OF:			17. LIMITATION OF ABSTRACT	18. NUMBER OF PAGES	19a. NAME OF RESPONSIBLE PERSON
a. REPORT	b. ABSTRACT	c. THIS PAGE			19b. TELEPHONE NUMBER <i>(include area code)</i>
Unclassified	Unclassified	Unclassified	SAR	3	N/A

THERMODYNAMIC STABILITY AND KINETIC LABILITY OF FULLY-CONDENSED FLUORINATED POLYHEDRAL OLIGOMERIC SILSESQUIOXANE (POSS) CAGES

Timothy S. Haddad¹, Jerry Boatz², Sarah Weber² and Joseph M. Mabry²

¹ERC Inc., ²Air Force Research Laboratory
Building 8451, 10 East Saturn Boulevard
Edwards Air Force Base, CA 93524-7680

Introduction

Polyhedral Oligomeric Silsesquioxane (POSS) cages [RSiO_{1.5}]_n are a class of nano-particles that are being exploited as property modifiers to virtually every type of polymer imaginable.¹ The most common of these materials are the R₃Si₆O₁₂ derivatives (also known as the T₆'s), as the octomeric cage is preferentially formed in almost all synthetic pathways reported. However, well-defined oligomeric cages with n = 6, 10, 12 or 14 are also known² and their polyhedral structures proven with single crystal X-ray crystallography.³ Representations of the unknown T₄ along with the most common POSS motifs are shown in Figure 1; for ease of viewing, a polyhedron made from just the silicon atoms is shown below each oligomer.

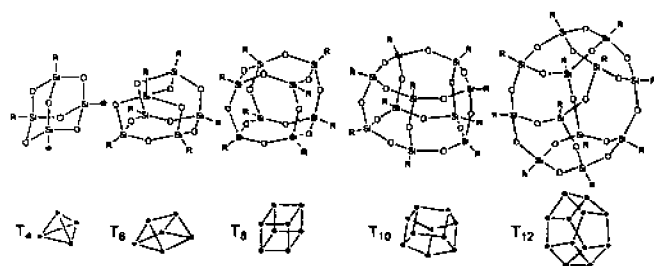


Figure 1. Representations of various [RSiO_{1.5}]_n cages including the unknown T₄ along with the four most common oligomers, T₆, T₈, T₁₀ and T₁₂.

It was reported that under aggressive refluxing conditions with large relative quantities of sodium salts or base that some alkyl-substituted T₆'s can be converted to mixtures of mostly T₄, T₁₀ and T₁₂.⁴ Theoretical calculations have also shown a higher enthalpic stability for the larger cages.⁵ For this particular work, theoretical calculations on the relative enthalpies for these derivatives as a function of "R" group (methyl versus trifluoromethyl) were carried out along with laboratory experiments designed to measure the proportions of each cage under mild conditions conducive to isomerization.

Experimental

Materials. All POSS compounds were obtained from Hybrid Plastics or else synthesized according to the literature procedures.⁶ NEt₃ was dried by refluxing over CaH₂ and distilled under dry nitrogen. CCl₄ was first dried over CaH₂, then over molecular sieves, and vacuum transferred to a flask and stored under dry nitrogen. C₆F₆, AK225G (CClF₂-CF₂-CF₂-Cl) and Freon 113 (CCl₂F-CF₂-Cl) were degassed prior to use.

Theoretical Calculations. The POSS cage geometries were optimized using density functional theory (DFT) methods.⁷ The B3LYP hybrid functional⁸, which included the SVWN5⁹ correlation functional, was used in conjunction with the 6-311G(d,p)¹⁰ basis set. All structures were verified as local minima via diagonalization of the matrix of energy second derivatives with respect to nuclear Cartesian coordinates (i.e., the hessian matrix.) Relative energies were refined by calculating single-point MP2¹¹ energies at the DFT geometries. All calculations were performed using the GAMESS¹² ab initio electronic structure code.

Results and Discussion

Calculations to determine the relative stabilities of a series of POSS cages, [RSiO_{1.5}]_n with R = methyl or trifluoromethyl and n = 4, 6, 8, 10, 12, were undertaken to help understand the why some cage sizes appear to be preferentially formed. The data is shown in figure 2, along with correlating data from reference 5. Based on these numbers alone, one would expect that for enthalpic reasons (ΔH), larger cages would lead to a lower free energy of formation than smaller cages. However, the effect of entropy is not accounted for and entropy will always favor smaller cages (more particles). Another

factor that can play a role is a difference in solubility of various polyhedra. If during synthesis, one cage has a limited solubility in the reaction medium, it may preferentially precipitate and lead to high yield of a single isomer. Thus both thermodynamic and kinetic factors can be important.

ΔH	T ₄	T ₆	T ₈	T ₁₀	T ₁₂
R = CH ₃	0	-6.7	-7.8	-8.1	-8.1
R = CH ₃	0	-6.7	-7.8	-	-
R = CF ₃	0	-8.8	-11.2	-11.8	-12.3

Figure 2. Relative energy per silicon atom (kcal/mol) for the (CH₃)_nT_n and (CF₃)_nT_n series. The data in the top row is taken from reference 5b.

During the high-yield synthesis of various fluoroPOSS derivatives, [RSiO_{1.5}]_n, R = CH₂CH₂(CF₂)_mCF₃, a variation in POSS cages was observed. When m = 3, 5, 7 or 9, then immediately after synthesis, cage mixtures were sometimes observed, but after a work-up procedure removed all traces of strong base (hydroxide), the isolated product was pure T₈ with, at most, traces of T₁₀ contaminant. The lone exception was the trifluoropropyl derivative (m = 0) which always yielded a cage mixture of T₆, T₁₀ and T₁₂.

When the pure T₈ compounds are dissolved in C₆F₆ and a fractional amount of a soft base such as NEt₃ is added, then the solution slowly changes over a period of days to a thermodynamic mixture of T₆, T₁₀, and T₁₂ along with traces of unidentified compounds that are presumably the higher oligomers. Interestingly, the proportion of the cages is the same for fluoropropyl, fluorohexyl and fluoroctylPOSS (m = 0, 3 or 5).

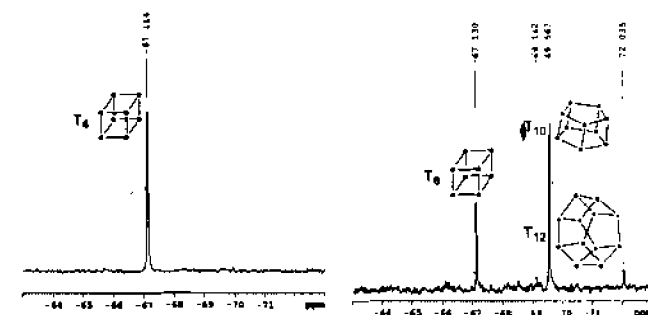


Figure 3. ²⁹Si NMR spectra of fluoropropylT₈ in C₆F₆. On the left is a spectrum taken after 24 hours in solution without any added base. Shown on the right is the resulting mixture after 3 days with NEt₃.

The cages are completely stable in C₆F₆ solution without the addition of any base. Once triethylamine is added, it takes 2 - 3 days at room temperature to achieve what appears to be a thermodynamic equilibrium of which the molar proportions of T₆, T₁₀ and T₁₂ are about 40:50:10. Figure 3 shows this data along with the ²⁹Si assignments: the T₈ has 8 equivalent silicons resonating at -69.6 ppm; T₁₀ has 10 equivalent silicons resonating at -69.1 ppm; T₁₂ has two inequivalent silicon environments resonating at -69.1 ppm and at -72.0 ppm in a ratio of 1:2.

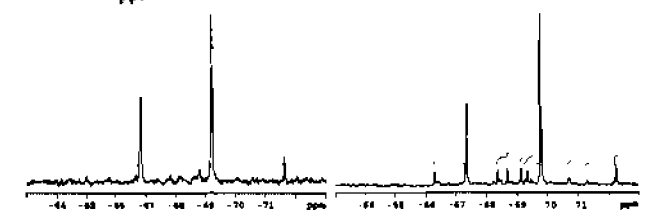


Figure 4. ²⁹Si NMR spectra of fluoroposs plus NEt₃ in C₆F₆ after several weeks; fluoropropyl is on the right (131 days) and fluorohexyl is on the left (42 days).

Comparing figures four and three demonstrates that the thermodynamic ratio of cages is very similar for fluoropropyl and fluorohexylPOSS. In

addition, the higher oligomers can be seen "growing in" when the reaction is allowed to proceed for extended periods of time.

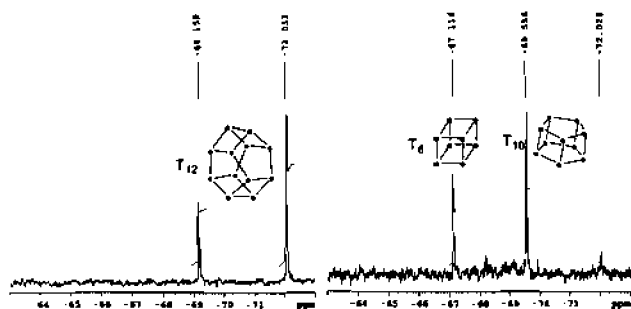


Figure 5. ^{29}Si NMR spectra of fluoropropyl $_{12}$ T $_{12}$ in C_6F_6 before NEt_3 addition (on left) and 4 days later after addition of base (on right).

The data in figure 5 shows the definitive experiment proving that for fluoropropylPOSS, the thermodynamically favored products in C_6F_6 are T_6 , T_{10} and T_{12} in a ratio of about 40:50:10. In this case, the starting POSS compound was pure T_{12} and after a few days equilibrating with NEt_3 catalyst in C_6F_6 , most of the T_{12} was replaced with predominately T_6 and T_{10} .

The choice of solvent can also affect the equilibration. It is much slower in THF, and barely takes place in AK225G, $\text{CCl}_4\text{H}(\text{CF}_3)\text{CF}_2\text{Cl}$. It is possible that the acidic proton in the AK225G solvent ties up the NEt_3 catalyst to slow the reaction. In mixed C_6F_6 / Freon113 solvent, as the fluoropropyl T_x equilibrates, the small amounts of T_{12} produced are barely detectable by ^{29}Si nmr spectroscopy because it nearly quantitatively precipitates from solution, milking the T_{12} isomer from the others.

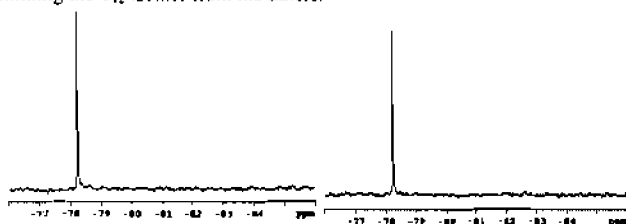


Figure 6. ^{29}Si NMR spectra of styrenyl $_8\text{T}_8$ in CDCl_3 before base addition (on left) and 118 days after adding NEt_3 (on right).

Under similar conditions to that tried with the fluoroalkylPOSS, no equilibration occurred to cyclohexyl $_6\text{T}_6$, cyclohexyl $_8\text{T}_8$, vinyl $_4\text{T}_4$ or styrenyl $_8\text{T}_8$, demonstrating that there is something in the nature of the fluoroalkyl groups that induces kinetic lability to these cages in the presence of soft base. Both electron-donating alkyl and electron-withdrawing alkenyl groups seem to be immune to this equilibration with triethylamine. However, stronger bases should promote the reaction.⁴

Conclusions

It is apparent that although the T_1 structure is the most common type of POSS, it is likely not the most thermodynamically stable motif, both theory and experiment show this to be the case. Under conditions where a soluble POSS cage is exposed to a mild "soft" base such as NEt_3 , T_8 cages with very electron-withdrawing fluoroalkyl groups ($-\text{CH}_2\text{CH}_2(\text{CF}_2)_n\text{CF}_3$), slowly convert to mixtures favoring larger cages. This reaction does not affect POSS cages with electron donating alkyl groups or those with electron-withdrawing alkenyl groups. It is presumed that the fluoroalkyl group increases the lability of the polarizable Si-O bond opening a kinetic pathway that allows the isomerization to take place. Clearly, when POSS with electron-withdrawing groups is incorporated into polymers containing basic sites, one must be aware that under certain conditions, it might be possible for the cages to rearrange into an alternate structure. For tethered POSS copolymers this pathway could lead to polymer chain crosslinking.

Acknowledgement. We gratefully acknowledge the Air Force Office of Scientific Research, and the Air Force Research Laboratory, Propulsion Directorate for their financial support.

References

- a) Wu, J.; Mather P.T. *J. Macromol. Sci. C: Polym. Rev.* **2009**, *49*, 25. b) Lickiss, P.D.; Rataboul F. "Fully Condensed Polyhedral Oligosilsesquioxanes (POSS): From Synthesis to Application" Chapter 1 pp. 1-116, in "Advances in Organometallic Chemistry" West R. (ed.), Elsevier, Amsterdam, 2008. c) Piclichowski, K.; Njuguna, J.; Janowski, B.; Piclichowski, J. *Adv. Polym. Sci.* **2006**, *201*, 225. d) Abe, Y.; Gunji, T. *Prog. Polym. Sci.* **2004**, *29*, 149. e) Phillips, S.H.; Haddad, T.S.; Tomczak, S.J. *Curr. Op. Sol. St. Mat. Sci.* **2004**, *8*, 21. f) Li, G.Z.; Wang, L.C.; Ni, H.L.; Pittman, C.U. *J. Inorg. Organomet. Polym.* **2001**, *11*, 123.
- a) Agaskar, P.A. *Inorg. Chem.* **1991**, *30*, 2707. b) Agaskar, P.A.; Klemperer, W.G. *Inorg. Chim. Acta* **1995**, *229*, 335.
- a) Larsson, K. *Arkiv Kemi* **1960**, *16*, 203. b) Baidina, I.A.; Podberezskaya, N.V.; Borisov, S.V.; Alekseev, V.I.; Martynova, T.N.; Kanev, A.N. *Z. Struk. Khim.* **1979**, *21*, 125. c) Behbehani, H.; Brisdon, B.J.; Mahon, M.F.; Molloy, K.C. *J. Organomet. Chem.* **1994**, *469*, 19. d) Tomroos, K.H.; Burgi, H.-B.; Calzaferri, G.; Burgi, H. *Acta Cryst.* **1995**, *B51*, 155. e) Agaskar, P.A.; Day, V.W.; Klemperer, W.G. *J. A. Chem. Soc.* **1987**, *109*, 5554.
- Rikowski, E.; Marsmann, H.C. *Polyhedron* **1997**, *16*, 3357.
- Xiang, K.-H.; Pandey, R.; Pernisz, U.C.; Froeman, C. *J. Phys. Chem. B* **1998**, *102*, 8704. b) Franco, R.; Kandalam, A.K.; Pandey, R.; Pernisz, U.C.; *J. Phys. Chem. B* **2002**, *106*, 1709.
- a) Mabry, J.M.; Vij, A.; Iacono, S.T.; Viers, B.D. *Angew. Chem., Int. Ed.* **2008**, *47*, 4137. b) Iacono, S.T.; Vij, A.; Grabow, W.; Smith Jr., D.W.; Mabry, J.M. *Chem. Comm.*, **2007**, 4992.
- Kohn, W.; Becke, A.D.; Parr, R.G. *J. Phys. Chem.* **1996**, *100*, 12974.
- a) Stephens, P.J.; Devlin, F.J.; Chabalowski, C.F.; Frisch, M.J. *J. Phys. Chem.* **1994**, *98*, 11623. b) Becke, A.D. *J. Chem. Phys.* **1993**, *98*, 5648. c) Becke, A.D. *Phys. Rev. A* **1988**, *38*, 3098.
- Vosko, S.H.; Wilk, L.; Nusair, M. *Can. J. Phys.* **1980**, *58*, 1200.
- a) Krishnan, R.; Binkley, J.S.; Seeger, R.; Pople, J.A. *J. Chem. Phys.* **1980**, *72*, 650. b) McLean A.D.; Chandler G.S. *J. Chem. Phys.* **1980**, *72*, 5639. c) Gordon, M.S. *Chem. Phys. Lett.* **1980**, *76*, 163.
- a) Møller, C.; Plesset, M.S. *Phys. Rev.* **1934**, *46*, 618. b) Pople, J.A.; Binkley, J.S.; Seeger, R. *Int. J. Quant. Chem.* **1976**, *S10*, 1. c) Frisch, M.J.; Head-Gordon, M.; Pople, J. A. *Chem. Phys. Lett.* **1990**, *166*, 275. d) Bartlett, R.J.; Silver, D.M. *Int. J. Quant. Chem.* **1975**, *S9*, 183.
- a) Gordon, M.S.; Schmidt, M.W. "Advances in electronic structure theory: GAMESS a decade later" pp. 1167-1189, in "Theory and Applications of Computational Chemistry: the first forty years" Dykstra, C.E.; Frenking, G.; Kim, K.S.; Scuseria G.E. (eds.). Elsevier, Amsterdam, 2005. b) Schmidt, M.W.; Baldridge, K.K.; Boatz, J.A.; Elbert, S.T.; Gordon, M.S.; Jensen, J.H.; Koseki, S.; Matsunaga, N.; Nguyen, K.A.; Su, S.J.; Windus, T.L.; Dupuis, M.; Montgomery, J.A. *J. Comput. Chem.* **1993**, *14*, 1347.