



**FUEL SAVINGS OPPORTUNITIES FROM
AIR REFUELING**

THESIS

Murat Toydas, 1st Lieutenant, TAAF

AFIT-LSCM-ENS-10-12

**DEPARTMENT OF THE AIR FORCE
AIR UNIVERSITY**

AIR FORCE INSTITUTE OF TECHNOLOGY

Wright-Patterson Air Force Base, Ohio

APPROVED FOR PUBLIC RELEASE; DISTRIBUTION UNLIMITED.

The views expressed in this thesis are those of the author and do not reflect the official policy or position of the United States Air Force, Department of Defense, or the United States Government.

AFIT-LSCM-ENS-10-12

FUEL SAVINGS OPPORTUNITIES FROM AIR REFUELING

THESIS

Presented to the Faculty

Department of Operational Sciences

Graduate School of Engineering and Management

Air Force Institute of Technology

Air University

Air Education and Training Command

In Partial Fulfillment of the Requirements for the
Degree of Master of Science in Logistics and Supply Chain Management

Murat TOYDAS, BS

1st Lieutenant, TAAF

March 2010

APPROVED FOR PUBLIC RELEASE; DISTRIBUTION UNLIMITED.

AFIT-LSCM-ENS-10-12

FUEL SAVINGS OPPORTUNITIES FROM AIR REFUELING

Murat TOYDAS, BS
1st Lieutenant, TUAF

Approved:

 //SIGNED//
Dr. Alan W. Johnson (Chairman)

03/18/2010
Date

 //SIGNED//
Lt Col Doral Sandlin, Ph.D.(Member)

03/18/2010
Date

Abstract

Fuel is a critical strategic asset for military aviation operations, yet is increasingly expensive. Air refueling offers both the opportunity to extend aircraft range and the potential to save fuel by enabling a transport aircraft to depart with less fuel in exchange for additional cargo. We evaluate the practicality of air refueling in terms of fuel savings versus distance and cargo quantity, by introducing two non-linear optimization models that examine the tradeoff between departure fuel weight and loaded cargo for given origin, destination, and tanker base positions and freight quantities to be moved. We use various numerical example scenarios to show that substantial fuel savings from air refueling are possible.

This thesis is dedicated to my beloved wife. Her faithful encouragement, unyielding belief in my ability to excel, patience, love and wonderful cooking were all crucial to my being able to complete this intense program.

Acknowledgments

I would like to express my sincere appreciation to my faculty advisor, Dr. Alan W. Johnson, for his guidance and support throughout the course of this thesis effort. The insight and experience was certainly appreciated. I would, also, like to thank my reader, Lt Col Doral Sandlin for his support, expertise, excellent feedback and recommendations for improvement. My thanks also goes to Lt Col Bradley Anderson who introduced me to fuel related topics.

Murat Toydas

Table of Contents

	Page
Abstract	iv
Dedication	v
Acknowledgments.....	vi
List of Figures	ix
List of Tables	x
1. Introduction	1
1.1. Motivation	1
1.2. Setting and Problem Statement	2
1.3. Research Objectives	4
1.4. Scope	5
1.5. Implications	5
1.6. Preview.....	6
2. Background	7
2.1. Air Refueling.....	9
2.2. Air Refueling and Fuel Conservation	10
3. Journal Manuscript.....	14
3.1. Introduction	14
3.2. Background	15
3.3. Model Building	18
3.3.1. Cargo & Tanker Aircraft Flight Profile.....	19
3.3.2. Aircraft Fuel Planning	20
3.3.3. Assumptions and Notation.....	21
3.3.4. Problem Formulation.....	24
3.4. Validation.....	29
3.5. Numerical Examples	30
3.6. Conclusion and Discussion	38
4. Illustrative Example: Brigade Concept Team Deployment	40
4.1. Scenarios	41
Scenario 1 (McChord AFB-Colombia Pair).....	41
Scenario 2 (Alexandria IAP-Venezuela Pair)	43
Scenario 3 (Wheeler Sack AAF-Sierra Leone Pair).....	44
Scenario 4 (Ramstein AB-Democratic Republic of Congo Pair).....	45

Scenario 5 (Hickam AFB-Papua New Guinea Pair)	46
4.2. Limitations	48
4.3. Further Studies	49
Appendix A: Cruise Fuel Information (31,000 feet)	51
Appendix B: Aircraft Facts Summary Table	52
Appendix C: Linear Fit Results for Fuel Consumption vs. Gross Weight	53
Appendix D: Numerical Example Inputs and Optimum Rendezvous Points	54
Appendix E: Chapter 4 Scenario Results for Different Tanker Bases	55
Appendix F: Quad Chart	65
Appendix G: Blue Dart	66
Bibliography	68
Vita	71

List of Figures

Figure 2-1. Comparison of CDA and Current Step-Down Approach	8
Figure 3-1. Flight Legs	20
Figure 3-2. Routes and Rendezvous Point on Map for Scenario 1	32
Figure 3-3. Total Fuel Savings with Air Refueling vs. Total Cargo Moved For Scenario 1.....	33
Figure 3-4. Total Fuel Savings with Air Refueling vs. Total Cargo Moved For Scenario 2.....	36
Figure 4-1 Origin-Destination Pairs for Potential Future Conflict Areas.....	41
Figure 4-2. Routes and Rendezvous Point on Map for Scenario 1	42
Figure 4-3. Routes and Approximate Rendezvous Points for Scenario 3.....	45
Figure 4-4. Routes and Approximate Rendezvous Points for Scenario 5.....	47
Figure 4-5 Air Refueling Route	50

List of Tables

Table 1-1. The U.S. Petroleum Consumption & Imports	1
Table 3-1. Comparison of the Results of ACFP and Our Model for C-5 and KC-10 Aircraft	29
Table 3-2. Comparison of the Results of ACFP and Our Model for C-17 and KC-135 Aircraft	30
Table 3-3. Scenario-1 Outputs	31
Table 3-4. Fuel Savings from Air Refueling for Scott AFB as Tanker Base	34
Table 3-5. Proportion of Savings from Inactive Leg Sorties in Total Fuel Savings.....	34
Table 3-6. Cost Savings from Air Refueling for Scenario 1 (Tanker Base: Florida)	34
Table 3-7. Cost Savings from Air Refueling for Scenario 1 (Tanker Base: Scott AFB)..	35
Table 3-8. Scenario 2 Outputs	35
Table 3-9. Proportion of Savings from Inactive Leg Sorties in Total Fuel Savings.....	37
Table 3-10. Cost Savings from Air Refueling for Scenario 2.....	37
Table 3-11. Breakeven Fuel Cost Ratios	39
Table 4-1. Highest Fuel Saver Option Outputs for Scenario-1 (C-5-KC-135 and Altus AFB).....	42
Table 4-2. Highest Fuel Saver Option Outputs for Scenario-2 (C-5-KC-135 and McDill AFB).....	43
Table 4-3. Highest Fuel Saver Option Outputs for Scenario-3 (C-5-KC-135 and Lajes Field)	44
Table 4-4. Highest Fuel Saver Option Outputs for Scenario-4 (C-5-KC-135 and Carthage IAP)	46
Table 4-5. Highest Fuel Saver Option Outputs for Scenario-5 (C-5-KC-135 and Hickam AFB).....	47

FUEL SAVINGS OPPORTUNITIES FROM AIR REFUELING

1. Introduction

1.1. Motivation

The United States of America is one of the largest fuel consumer countries in the world. It consumes over 24% of total world oil production (Davis et al, 2007). Moreover, its fuel consumption has an ascending trend (See Table 1-1). Additionally, the U.S. is highly dependent on foreign countries for fuel. It imported 59.6% of its total consumption in 2006 and the import trend is also parallel to the consumption trend (Davis et al, 2007). Greene et al (2007) indicate that the oil market upheavals caused by the OPEC cartel over the last 30 years have cost the U.S. in the vicinity of \$7 trillion (present value 1998 dollars) in total economic costs, which is about as large as the sum total of payments on the national debt over the same period. Thus, it is clear that fuel is a very important and scarce resource for the U.S.

Table 1-1. The U.S. Petroleum Consumption & Imports

Year	Consumption*	Total Imports*
1960	9.80	1.82
1970	11.7	3.42
1980	17.06	6.91
1990	16.99	8.02
2000	19.7	11.46
2006	20.59	13.61

* Million Barrel Per Day

Furthermore, JP-8 jet fuel is a necessary strategic asset for effective United States Air Force (USAF) operations now and for the foreseeable future. The USAF has a regular

and significant demand for fuel, and alternative fuels are not yet feasible or available in sufficient quantity to be used as a significant substitute. The U.S Air Force alone consumed 2.2 billion gallons of aviation fuel in 2007, costing \$5.87 billion (Saglam, 2009). Hence, the USAF set a goal to reduce fuel consumption by 10% by 2016 without diminishing mission capability and effectiveness. If this objective is attained, \$770 million can be saved annually. To achieve its goal, the USAF is attacking the issue with the following initiatives:

- a) Fuel Conservation Culture
- b) Mission and Training Validation
- c) Flying Training Migration to Simulators
- d) Air Refueling Optimization
- e) Weight Reduction
- f) Fuel Efficient Ground Operations
- g) Demand Side Fuel Accountability
- h) Direct Routing and
- i) Alternative Energy Resources

Not surprisingly, a couple of the initiatives are related to operational procedures. As Hopkins et al (1977) note, changes to operational procedures offer an immediate and inexpensive method to conserve fuel and should be implemented on a priority basis.

1.2. *Setting and Problem Statement*

Air refueling seems to have potential for two of the initiatives, “Air Refueling Optimization” and “Weight Reduction”. But the USAF generally considers air refueling as a flexibility mechanism. Operationally, it extends the range of fighter and cargo

aircraft and provides additional payload and loiter time for combat and combat support forces, allowing fighters and bombers to attack targets deeper in enemy territory and/or with greater payloads (Camerer, 2001). For example, Navy fighter aircraft taking off from an aircraft carrier use air refueling to allow takeoffs with a full weapon load and overcome the short runway constraint. Additionally, the North Atlantic Treaty Organization (NATO) looks at air refueling as a way of spatial or temporal extension of other air capabilities like strike or transport (Future of Air-to Air Refueling in NATO, 2007).

Visser (2001) studied possible effects of air refueling for commercial aircraft. He comments that “air refueling could include more specific goals, such as reducing takeoff weight to increase takeoff and climb out performance while still maintaining the required range. A reduction in takeoff weight would also help noise issues”.

Air refueling is always a significant option for cargo aircraft to accomplish missions beyond their unrefueled range. If the distance flown is within range, then air refueling is not generally considered. However, air refueling has a potential to save fuel for such within-range missions. Increasing aircraft payloads can reduce the total number of cargo aircraft sorties flown for a given lift requirement, which may lead to fuel savings depending on certain tradeoffs, which are now discussed.

Maximum takeoff weight limits and distance between origin and destination are two important factors that affect both initial fuel and loaded freight. Additionally, a tradeoff exists between initial fuel and loaded freight because of maximum takeoff weight and aircraft capacity constraints. For a given distance within unrefueled range, as more fuel is loaded, less freight can be moved. Potentially, fewer cargo aircraft sorties are

needed to move a certain amount of freight. In this situation, the tradeoff is between the fuel saved by cutting cargo aircraft sorties and the additional fuel used by the tanker aircraft.

This directly leads to the question: “in terms of fuel consumption, is within-range air refueling a feasible and efficient operational approach for single/multiple transport aircraft departing from the same location and heading to the same destination?”

1.3. Research Objectives

The fundamental objective of this research is to advance a mathematical model that examines two key tradeoffs. The first tradeoff is between initial fuel and freight loaded to cargo aircraft for a given origin, destination and freight weight to be moved. The second tradeoff is between fuel saved by cutting cargo aircraft sorties versus the additional tanker aircraft fuel consumption for the same inputs and a given tanker base location. Then, the feasibility and efficiency of using air refueling can be evaluated in terms of total fuel consumption. An appropriate model can provide an easy-to-use quick-look decision tool, which can allow decision makers to plan more fuel efficient air transportation missions.

A second objective of this study is to provide a proof of concept for the model by applying the model to several plausible lift scenarios. To achieve these objectives, the following sub questions will be answered in the study:

- What are the fuel usage functions for both cargo and tanker aircraft?
- What is the optimum air refueling point, number of cargo and tanker aircraft, initial cargo and fuel amount of each cargo aircraft to minimize total fuel consumption for a given origin, destination, tanker base location and cargo movement requirement?

- What is the total fuel consumption for both “with air refueling” and “without air refueling” options for a given a given origin, destination, tanker base location and cargo movement requirement?
- What is the refueling breakeven point for the cargo movement requirement for a given origin, destination, and tanker base location?

1.4. Scope

The scope of this research is to build and test a mathematical model that captures the tradeoffs introduced in Section 1.3. The focus of this study is on USAF C-5 and C-17 cargo aircraft and KC-10 and KC-135 tankers. This study assumes tanker and cargo aircraft scheduling is perfect. Receiver or tanker aircraft are never late to a scheduled air refueling event. For routing, aircraft follow great circle distances which are the shortest distance between two points on the globe. Additionally, aircraft availability and ground support are unconstraining. The tanker base always has available tanker aircraft to execute this mission and there is no ground operation limitation such as physical space availability, etc. Finally, this study ignores factors that can prevent the execution of air refueling such as tanker and/or cargo aircraft failure during air refueling, bad weather conditions at rendezvous point, etc.

1.5. Implications

This research can be used immediately in the USAF heavy transport community to help planners make decisions about air transportation missions—in particular, for assessing fuel usage for rapid deployment scenarios. Further, it can be used as a supplementary mission planning tool to the Computer Flight Planning Software/System

(CFPS) and Advanced Computer Flight Planning System (ACFP) currently used by the USAF to plan aircraft missions and calculate flight fuel requirements. These efforts will hopefully help to find more efficient uses of limited resources.

1.6. Preview

The remainder of this document is organized as follows: Chapter 2 provides a background and review of relevant literature. Chapter 3 is a stand-alone article manuscript to be submitted for publication consideration, that captures the principal contributions of this research. It provides an overview of pertinent literature about the research question. It follows with a development of the mathematical model which captures the cargo, fuel, and distance tradeoffs noted in Chapter 1. An application of the model on two broad overview scenarios is then demonstrated, followed by a conclusion and recommendations for further research. Chapter 4 provides an illustrative example of the model's application involving an Interim Brigade Combat Team (IBCT) deployment under different origin-destination scenarios. Chapter 4 concludes with a discussion of model limitations and recommendations for further studies.

2. Background

Researchers are pursuing three fundamental areas to reduce aircraft fuel consumption, including: 1) designing new fuel efficient aircraft and engines and modifying current aircraft; 2) developing alternative fuels; and 3) designing fuel efficient operational procedures. “The challenge of advancing aircraft design has been a continual process in man’s mastery of the air. Engineers have had to face a steady parade of tradeoffs in designing aircraft, primarily in the effort to have lift overcome drag with ever-increasing efficiency” (Ethell, 1983). New fuel efficient state-of-art fuselage styles, propeller and engines, composite structures, and alternative fuels such as synthetic fuels, bio-fuels, hydrogen, etc., are some of examples of design-side efforts. The purpose of finding new fuel efficient technologies is not only to build new aircraft models but also to equip current aircraft types with these fuel efficient technologies. “The application of advanced technologies shows the potential for significant improvement in fuel efficiency” (Lange ;1986)

Without modifying the aircraft, “airplane fuel efficiency can be increased in the short term by operational changes” (Pilati; 1974). Hopkins et al (1977) concluded that changes to operational procedures offer an immediate and inexpensive method to conserve fuel and should be implemented on a priority basis. The operational changes reported in the literature that promote fuel conservation are now discussed.

Aggarwal et al (1979) demonstrated that departure and approach procedures, trajectory optimization, drag reduction by retrimming the aircraft during flight, aircraft and engine maintenance, instrument calibration, reduced engine warm up and taxi time, partial engine taxi, computerized flight planning, and reduced reserve fuel will lead to

fuel conservation. Formation flight is also considered a means for saving fuel. Warner (2002) declared that “It was clear that flying in a lead aircraft’s vortex improved fuel consumption, thus increase range”. Forsyth et al (1973) found that towing aircraft on the ground has a potential to be a feasible way to save fuel. Different approach patterns can also provide fuel savings. Edwards et al (1977) proposed a delayed flap approach to save fuel. Dillingham (2008) mentions that a continuous descent approach, demonstrated in Figure 2-1, also reduces fuel consumption. Another way to save fuel is using air refueling. In his study, Nangia (2006) declared about commercial aircraft that “fuel efficiency peaks at 2,500 – 3,000nm range. Significant fuel savings on long-range journeys could be achieved by replacing the large long-range aircraft with short-range equivalents refueling at intermediate airfields or utilizing air-to-air refueling if air refueling were possible for commercial aircraft”. Visser (2001) also argues that air refueling increases payload and range. Air refueling operations--which are virtually indispensable for military--also bring potential in term of fuel savings. This is investigated more detail in the following sections.

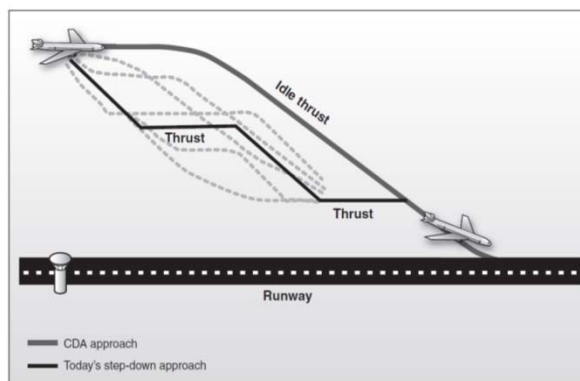


Figure 2-1. Comparison of CDA and Current Step-Down Approach (Dillingham, 2008)

2.1. Air Refueling

Air refueling is the process of transferring fuel from one aircraft (the tanker) to another (the receiver) during flight. Camerer (2001) notes Major General Perry B. Griffith's comment that "No single innovation of recent times has contributed more to air power flexibility than the aerial tanker..." However, air refueling hasn't generally been seen as a way of saving fuel. Camerer (2001) said:

"Air refueling is a force multiplier that is inherently critical to achieving the rapid global mobility General Robertson described. As a force multiplier, air refueling bridges the gap between the CONUS and the various theaters of operations. This accelerates the deployment cycle and reduces dependency on forward staging bases and host nation support...As a force enhancer, air refueling extends the range, payload and loiter time of combat and combat support forces which allows fighters and bombers to attack strategic and tactical targets, deep in enemy territory, with greater payloads."

That is why during Operations Desert Shield and Desert Storm, approximately 400 tankers offloaded over 1.2 billion pounds of fuel to over 80,000 aircraft while flying over 30,000 sorties and logging over 140,000 hours of flight time (Barnes et al, 2004). "With in-flight refueling, fighter aircraft can fly non-stop from the United States east coast to Saudi Arabia in 15 hours rather than 47 hours required by landing enroute to refuel" (Hostler, 1987). NATO (the North Atlantic Treaty Organization) looks at air refueling as a means of "spatial or temporal extension of other air capabilities like strike, transport" and "This extension is accomplished by providing additional fuel to airborne aircraft. This extension also supports many second order effects like enhancing flexibility, reducing operating locations, and increasing payload capacity" (Future of Air-to Air Refueling in NATO, 2007).

Because a receiver aircraft can be topped up with extra fuel while airborne, air refueling can allow a takeoff with a greater payload of weapons, cargo or personnel. The

maximum take-off weight limit is maintained by carrying less fuel and topping up once airborne. Alternatively, a shorter take-off roll can be achieved because take-off can be at a lighter weight before refueling in flight. In sum, air refueling is a very important operation which has useful features. But can air refueling also conserve fuel?

2.2. *Air Refueling and Fuel Conservation*

Air refueling is always a significant option for cargo aircraft to accomplish missions beyond their unrefueled range. But refueling is not generally considered if the distance flown is within range, even though air refueling has a potential to save fuel for such missions. There are two ways that air refueling may decrease total fuel consumption for within-range missions. The first way is to decrease gross weight during the takeoff and climb phases, which are the most fuel intensive parts of the flight, by not loading the full fuel needed for the whole flight. The cargo aircraft would be loaded with the same amount of freight as if the mission is planned without air refueling. It is loaded with minimum fuel and reserves which will allow it to take off and go to an air refueling area. There it meets with a tanker aircraft and obtains the fuel needed to fly the remaining mission. This refueling operation will be carried out as soon as the cargo aircraft reaches its cruise altitude. The air refueling is done close to the cargo aircraft's base. In this approach there is a tradeoff between the fuel savings from "light" aircraft takeoff and climb and the additional fuel used by the tanker aircraft.

The second way is to cut the total required number of cargo aircraft sorties for a given lift task by increasing their payload and using aerial refueling. In this second approach, cargo aircraft are loaded with maximum freight and minimum fuel and reserves to allow them to take off and fly to an air refueling area. There they meet with

tanker aircraft and obtain the necessary fuel to finish the mission. Fewer cargo aircraft sorties may thus be needed to move a given amount of freight. In this scenario, the tradeoff is between the fuel saved by eliminating cargo aircraft sorties versus the additional fuel burned by the tanker aircraft.

The purpose of this research is to investigate the reduced cargo aircraft sorties scenario, which has a greater potential to save fuel than the light takeoff scenario offers. If cargo aircraft sorties can be cut, then the fuel for a whole sortie would be saved instead of saving fuel just during the takeoff and climb portions. In addition, other costs such as aircraft maintenance, crew man-hours for cargo aircraft are avoided and airlift resources are freed for other missions.

Several studies examine air refueling as a means of fuel conservation for both military and commercial aircraft. Nangia (2006) conjectures that significant fuel savings on long range journeys can be achieved by replacing a large long-range aircraft with short-range equivalents that refuel at intermediate airfields or by using air-to-air refueling if air refueling is possible for commercial aircraft. His study is for beyond-unrefueled range distances. Visser (2001) also states that “air refueling increases payload and range. Air refueling operations, which are virtually indispensable for military, also bring potential in terms of fuel savings”. His study was based on a very simplified model and assumes a constant fuel burn rate, which is difficult to support for large aircraft. Bennington and Visser (2005) demonstrate the impact of increased payload--at the cost of off-loading fuel at takeoff and acquiring it sometime during flight--on the carrying capability of the aircraft for a given range. They focus on Boeing 747-400, Boeing 777-300 and Airbus A318 aircraft types. However, they also assume a fixed fuel burn rate

during cruise and no cruise fuel usage for the tanker which means that the tanker is located just a climb distance away from the air refueling point. Additionally, their model does not change aircraft routing to minimize total fuel consumption. They assumed that air refueling takes place along the passenger/cargo aircraft route. They concluded that a payload increase can be attained with air refueling. The final relevant study is done by Yamani et al. in 1990. They studied the air refueling location identification problem for a single lifter and tanker, of which the objective is to determine the initial fuel required by each aircraft and the location of the refueling point so as to minimize the total fuel consumed, subject to aircraft range restrictions. They derived the mathematical relationships between fuel consumption, distance traversed, cargo weight and the initial fuel of the aircraft. But their model assumes that everything occurs at altitude. Takeoff, climbing, landing and their costs were ignored. This assumption enables the entire cargo aircraft and tanker flights to be represented by the “cruise” phase. Note that their model was built for a single cargo and single tanker aircraft. We relaxed this assumption to include multiple cargo and tanker aircraft. To obtain more realistic results, we also consider start, taxi, APU, takeoff, climb, reserve, alternate, and holding fuels. Another important point is that Yamani et al. assume that aerial refueling takes a negligible amount of time. The region in which fuel transfer takes place is considered to be a point. Conversely, air refueling may take 20-30 minutes and several hundred nautical miles for large cargo aircraft such as the C-5 and C-17, depending on fuel amounts offloaded. This necessitates that air refueling should be considered over a region and not at a point. The final difference is that Yamani et al.’s model does not include freight weight optimization

because it is designed for a single cargo aircraft. We optimize the freight amount loaded on each cargo aircraft.

Because distances traversed by both cargo and tanker aircraft must follow the earth's curvature, they are circular rather than linear. To get more concrete results, all distances are calculated as great circle distances using the haversine formula shown below:

$$\Delta\hat{\sigma} = 2 \arcsin \left(\sqrt{\sin^2 \left(\frac{\Delta\phi}{2} \right) + \cos \phi_s \cos \phi_f \sin^2 \left(\frac{\Delta\lambda}{2} \right)} \right).$$

(Source for Formula: http://en.wikipedia.org/wiki/Great-circle_distance)

Where,

$\Delta\sigma$: Interior Spherical Angle

$\Delta\Phi$: Latitude1 - Latitude2

Φ_s : Latitude1

Φ_f : Latitude2

$\Delta\lambda$: Longitude1 - Longitude2

This angle multiplied by the radius of the Earth (6371.1 km) yields the great circle distance between two locations.

3. Journal Manuscript

Fuel Savings Opportunities from Air Refueling

Murat Toydas, Alan W. Johnson, and Doral Sandlin

Department of Operational Sciences, Air Force Institute of Technology
2950 Hobson Way, Wright Patterson Air Force Base, OH 45433, USA

ABSTRACT

Fuel is a critical strategic asset for military aviation operations, yet is increasingly expensive. Air refueling offers both the opportunity to extend aircraft range and the potential to save fuel by enabling a transport aircraft to depart with less fuel in exchange for additional cargo. We evaluate the practicality of air refueling in terms of fuel savings versus distance and cargo quantity, by introducing two non-linear optimization models that examine the tradeoff between departure fuel weight and loaded cargo for given origin, destination, and tanker base positions and freight quantities to be moved. We use two numerical example scenarios to show that substantial fuel savings from air refueling are possible.

Keywords: Nonlinear Programming, Air Refueling, Fuel, Optimization, Energy

3.1. Introduction

Fuel always constrains aircraft operations, not only in terms of range and capacity but also because of its contribution to total operating cost. Gilyard et al (1999) note that airline fuel costs can contribute up to half of the operating expense for larger, long-range transports. The U.S Air Force alone consumed 2.2 billion gallons of aviation fuel in 2007, costing \$5.87 billion (Saglam, 2009). Many studies have addressed aircraft fuel consumption in the hope of decreasing operating costs and extending range and capacity.

Pilati (1974) and Hopkins and Wharton (1977) show that changes in operational procedures offer an immediate and inexpensive method to conserve fuel. Our research investigates air refueling as a fuel conservation option. While air refueling is always a significant option for enabling aircraft to reach destinations beyond their unrefueled range, it is seldom used to support aircraft flights within range. However, the takeoff and climb segments of an aircraft's flight are the most fuel-intensive portions of that flight. Hence by exchanging take-off fuel for additional cargo and then later refueling while airborne, it is possible to reduce the total number of cargo aircraft sorties needed to achieve a given air cargo movement requirement. The potential savings are limited by the cargo aircraft's maximum takeoff weight limit and the distance between origin and destination, and the fuel consumed by the tanker aircraft. Our research aims to quantify this savings by extending prior research by Yamani and his colleagues (1990). Our paper proceeds as follows: Section 3.2 provides a review of the literature and discusses Yamani et. al's (1990) model. We introduce our models in Section 3.3 and provide two numerical examples in Section 3.4. We conclude in Section 3.5 with a discussion of model limitations and recommendations for further research.

3.2. Background

The literature includes several studies addressing air refueling as a means of fuel conservation for both military and commercial aircraft. Nangia (2006) examines distances beyond unrefueled range. He notes that for commercial aircraft, "fuel efficiency peaks at 2,500 – 3,000nm range. Significant fuel savings on long-range journeys could be achieved by replacing the large long-range aircraft with short-range

equivalents refueling at intermediate airfields or using air-to-air refueling if air refueling were possible for commercial aircraft”. Visser (2001) proposes a simple model and assumes a constant fuel burn rate (which is difficult to support for large aircraft). He found that air refueling increases payload and range, and discusses the potential for air refueling to promote fuel savings. Bennington and Visser (2005) examine the tradeoff of increasing payload at the cost of reducing takeoff fuel and later air-refueling, for cargo aircraft capacity for a given fixed range. In their study, they focus on Boeing 747-400, Boeing 777-300 and Airbus A318 aircraft types. However, they assume a fixed fuel burn rate during cruise and no cruise time for the tanker, implying that the tanker is located just a climb distance away from the air refueling point. Additionally, their model does not adjust cargo or tanker aircraft routing to minimize total fuel consumption. They assumed that the air refueling takes place along the cargo aircraft’s route. They conclude that a payload increase can be attained for cargo aircraft with air refueling.

Our research extends the result by Yamani et al. (1990). They studied the air refueling location problem for a single tanker and cargo aircraft, where the objective is to determine the initial fuel required by each aircraft and the refueling point location that minimizes the total fuel consumed, subject to cargo and tanker aircraft range restrictions. They derived mathematical relationships between fuel consumption, distance traversed, cargo weight and initial cargo aircraft fuel. They assume that everything occurs at altitude: takeoff, climbing, and landing fuel and their costs are all ignored. This assumption enables the tanker and receiver flights to be modeled in the “cruise” phase alone. Further, their model was built for a single cargo and single tanker aircraft. We relax these assumptions by including multiple cargo and tanker aircraft, and by

considering start, taxi, auxiliary power, takeoff, climb, reserve, alternate, and holding fuels to achieve more realistic results. A second important point is that Yamani and his colleagues assume that aerial refueling requires a negligible amount of time. They model the fuel transfer region as a single point. However, air refueling may actually take 20-30 minutes and several hundred nautical miles for large cargo aircraft such as the C-5 and C-17, depending on the fuel amount offloaded. This necessitates that air refueling be considered over a region. The final difference is that Yamani et al.'s model doesn't include freight weight optimization because it models only a single cargo aircraft. We determine the required number of sorties for a given transport scenario and optimize the cargo weight loaded for each transport aircraft flight. We conclude this section by reviewing Yamani et al (1990)'s notation and key results as the starting point for our work:

Nomenclature

MPF(GW) : The distance traveled in miles per 1000 pounds of fuel burned when the aircraft gross weight has value GW

GW : Gross weight of aircraft

EW : Empty weight of aircraft

w : Freight load weight of aircraft

g : Fuel amount of aircraft

$R(g,w)$: The range of aircraft when its initial fuel is g and cargo freight weight is w

$FC(g,w,d)$: The fuel consumed when a cargo aircraft flies a distance d , its initial fuel is g and its cargo freight weight is w .

FR(w,d) : The fuel required by a cargo aircraft to fly a distance d , when freight cargo weight is w ;

Cruise fuel consumption is a nonlinear function of airspeed, altitude, and gross weight. Yamani et al develop a linear approximation of this relationship from standard aircraft technical data, where a_0 is an intercept and a_1 is a slope coefficient. The distance travelled in miles per 1,000 pounds of fuel burned by a particular aircraft at its gross weight GW is then:

$$\text{MPF}(\text{GW}) = a_0 + a_1 \cdot \text{GW}$$

The particular a_0 and a_1 values for the aircraft in our study are shown in Appendix C.

Range Function R(g,w):

$$R(g,w) = [a_0 + a_1(\text{EW} + w + g/2)]g$$

Fuel Consumption Function FC(g,w,d):

$$\text{FC}(g, w, d) = g + \frac{a_0 + a_1(\text{EW} + w)}{a_1} - \frac{[a_0 + a_1(\text{EW} + w + g)]^2 - 2a_1 d}{a_1}^{1/2} \quad (1)$$

Fuel Requirement Function FR(w,d):

$$\text{FR}(w, d) = g = -\text{EW} - w - \frac{a_0}{a_1} + \frac{[a_0 + a_1(\text{EW} + w)]^2 + 2a_1 d}{a_1}^{1/2} \quad (2)$$

3.3. Model Building

Two nonlinear programs are constructed. Model (P1) inputs include the tanker base, cargo aircraft origin, and final destination geographic coordinates, and the total freight weight to be moved. It then computes the optimal geographic location of the rendezvous point at which air refueling begins, initial fuel and freight amount loaded to each cargo aircraft, and the total required tanker and cargo aircraft sorties to minimize

overall fuel consumption. Model (P2) next maximizes the cargo weight of each transport aircraft to move the same total freight from origin to destination without air refueling. We then use the P2 results to determine the total fuel consumption required without air refueling. We finish by comparing the total fuel consumption with and without air refueling. Our fuel consumption and cargo capacity data were obtained from applicable Air Force aircraft technical documentation. Cruise fuel consumption data is provided in Appendix A. Distance traversed and fuel burned during takeoff and climb is given in Appendix B. We followed the same MPF(GW) linear fit process as Yamani et al. (1990) to transform fuel burn data into a form useful for our models (See Appendix C for linear fit results). All distances are calculated as great circle distances by using the haversine formula.

3.3.1. Cargo & Tanker Aircraft Flight Profile

Figure 3-1 shows a basic total flight profile for cargo and tanker aircraft for the air refueling option. First, a transport aircraft takes off from a cargo base α , where we assume all transport aircraft and freight are located. It flies a distance $d_{\alpha\theta}$ to the rendezvous point θ where it meets with a tanker aircraft. The fuel transfer then begins along the destination route, which occurs over a distance d_R . When air refueling is completed, the cargo aircraft continues to its destination Ω and the tanker aircraft returns to the rendezvous point. The tanker flies back and forth on leg d_R to refuel subsequent cargo aircraft until its fuel level drops to a level sufficient to return to the tanker base on leg $\beta\theta$. The amount of fuel that is transferred to each cargo aircraft depends on distances $d_{\beta\theta}$ and $d_{\theta\Omega}$, which in-turn depend on the rendezvous point location.

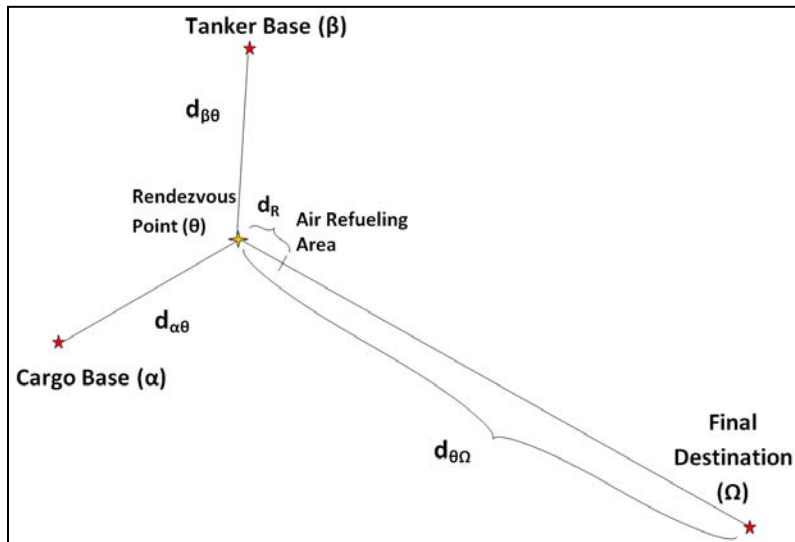


Figure 3-1. Flight Legs

3.3.2. Aircraft Fuel Planning

The following components describe aircraft fuel requirements for a given mission:

- *Start, taxi, auxiliary power unit, takeoff*: This fuel is consumed. The respective amounts are provided in manufacturer flight manual performance data and fuel planning documents as fixed values.
- *Reserve*: 10 percent of flight time fuel (not to exceed one hour of fuel at normal cruise).
- *Alternate*: Fuel from missed approach at the destination to a point above an alternate airport if the destination airport is closed because of weather or an accident.
- *Holding*: Fuel for possible waiting in the air because of traffic congestion at the alternate location.

Note that reserve, alternate and holding fuel are for long delays or visibility issues in poor weather conditions. In this study, no such conditions are assumed, so reserve, alternate and holding fuel is carried but not used.

- *Climb*: the fuel consumed during climb to cruise altitude. We assume both cargo and tanker aircraft cruise at the same altitude.
- *Cruise*: Fuel consumed after an aircraft attains its cruise altitude. Since aircraft weight changes over time, the cruise fuel burn rate also changes. We use equations 1 and 2 to calculate cruise fuel.

We combine *descent*, *approach* and *landing* fuel with cruise fuel to mitigate model complexity. Since actual descent, approach and landing fuel usage does not exceed (and is typically less than) cruise fuel consumption, our model yields conservative results.

3.3.3. Assumptions and Notation

Assumptions

- Each cargo aircraft is loaded with identical freight weight and initial fuel.
- Air refueling begins at the same rendezvous point for each aircraft.
- Air refueling is performed at cruise speed and cruise altitude
- There are no cargo load balance or size restrictions.
- Aircraft scheduling is perfect. No aircraft are late to a refueling event.
- The earth is a perfect sphere and aircraft follow great circle routes.

- Winds at altitude are negligible. Temperature and other weather considerations represent standard conditions as noted in associated technical orders or performance documents.
- Both cargo and tanker aircraft cruise at 31,000 feet. The a_0 and a_1 constants are derived for this altitude. (See Appendix A, B, and C)
- During air refueling, the tanker and cargo aircraft fuel burn rates are equal to their respective cruise fuel burn rates and do not change due to transferred fuel weight or deployed tanker boom drag.
- If a tanker aircraft's remaining offloadable fuel is less than the cargo aircraft's need, then the tanker offloads all its offloadable fuel. Another tanker immediately gets in position and offloads the remaining required fuel. The time required for formation changes is negligible.
- Cargo aircraft carry no cargo while returning from destination to origin. Thus, the fuel consumed during return is considered in the model as waste when calculating the total fuel savings.

Notation

Φ	Refueling point latitude (decision variable)
λ	Refueling point longitude (decision variable)
g	Initial cargo aircraft fuel load (decision variable, lbs)
w	Freight weight loaded on each cargo aircraft (decision variable, lbs)
w_{Last}	Freight weight loaded to last cargo aircraft in problem P2
N^C	Number of cargo aircraft needed to move total freight (decision variable)
N^T	Number of tanker aircraft needed to refuel N^C (decision variable)
EW^C	Cargo aircraft empty weight
EW^T	Tanker aircraft empty weight
$MTOW^C$	Cargo aircraft maximum takeoff weight

MTOW^T	Tanker aircraft maximum takeoff weight
R^C	Cargo aircraft reserve + alternate + holding fuel
R^T	Tanker aircraft reserve + alternate + holding fuel
S^C	Cargo aircraft start + taxi + takeoff fuel
S^T	Tanker aircraft start + taxi + takeoff fuel
C^C	Cargo aircraft climb fuel
C^T	Tanker aircraft climb fuel
K^C	Cargo aircraft total fuel capacity
K^T	Tanker aircraft total fuel capacity
F^T	Maximum fuel amount that can be loaded to a tanker aircraft on the ground
V^T	Approximate fuel burn rate of tanker aircraft (lbs/hr)
h	Tanker aircraft boom fuel transfer rate (lbs/hr)
TW	Total freight weight
FC^C[(g),(w),(d)]	Fuel consumed when a cargo aircraft flies a distance d , its initial fuel is g and its cargo freight weight is w ; using equation 1
FR^C[(w),(d)]	Fuel required by a cargo aircraft to fly a distance d , when freight cargo weight is w ; using equation 2
FC^T[(g),(w),(d)]	Fuel consumed by a tanker aircraft to fly a distance d , when its initial fuel is g and its cargo freight weight is w ; using equation 1
FR^T[(w),(d)]	Fuel required by a tanker aircraft to fly a distance d , when freight cargo weight is w ; using equation 2
FC_{$\alpha\theta$}^C	Fuel consumption of cargo aircraft on leg $d_{\alpha\theta}$
FC_{$\theta\Omega$}^C	Fuel consumption of cargo aircraft on leg $d_{\theta\Omega}$
FC_{$\Omega\alpha$}^C	Fuel consumption of cargo aircraft on leg $d_{\Omega\alpha}$
FC_{$\beta\theta$}^T	Fuel consumption of tanker aircraft on leg $d_{\beta\theta}$ to go to rendezvous point
FC_R^T	Fuel consumption of tanker aircraft during air refueling
FC_{$\theta\beta$}^T	Fuel consumption of tanker aircraft on leg d_3 to turn back to its base
Y1	Total Fuel consumption from problem P1
Y2	Total Fuel consumption from problem P2

α	Cargo base location
β	Tanker base location
θ	Rendezvous point location
Ω	Final destination location
$d_{\alpha\theta}$	Great circle distance between α and θ
$d_{\theta\Omega}$	Great circle distance between θ and Ω
$d_{\beta\theta}$	Great circle distance between β and θ
d_R	Great circle distance traversed during air refueling
$d_{\Omega\alpha}$	Great circle distance between Ω and α
d_{TC}^C	Distance traversed during takeoff and climb by cargo aircraft
d_{TC}^T	Distance traversed during takeoff and climb by tanker aircraft
g_{off}	Amount of fuel offloaded to each cargo aircraft from tanker aircraft
Q	Number of cargo aircraft that can be refueled by one tanker aircraft

3.3.4. Problem Formulation

Cargo Aircraft Fuel:

The fuel needed by each cargo aircraft for the air refueling option is comprised of three components:

The fuel needed for distance $d_{\alpha\theta}$ is based on equation 1 plus two additional fuel terms:

$$FC_{\alpha\theta}^C = S^C + C^C + FC^C[(g - S^C - C^C), (w), (d_{\alpha\theta} - d_{TC}^C)];$$

Fuel offloaded in the air to each cargo aircraft combines equations 1 and 2 plus a reserve fuel term:

$$g_{off} = FR^C[(w + R^C), (d_{\theta\Omega})] - g + FC_{\alpha\theta}^C + R^C;$$

Fuel consumption for distance $d_{\theta\Omega}$ augments equation 2 to obtain:

$$FC_{\theta\Omega}^C = g - FC_{\alpha\theta}^C - R^C + g_{off} = FR^C[(w + R^C), (d_{\theta\Omega})]$$

Note that $w = w + R^C$, because R^C represents fuel that is carried but not used.

Fuel consumption on leg $\Omega\alpha$ includes fuel for all flight portions noted in Section 3.3.2:

$$FC_{\Omega\alpha}^C = S^C + C^C + FR^C[(R^C), (d_{\Omega\alpha} - d_{TC}^C)]$$

Tanker Aircraft Fuel:

Tanker aircraft are assumed to takeoff fully loaded with fuel to be able to refuel the greatest possible number of cargo aircraft. We comment that K^T may or may not be equal to F^T depending upon $MTOW^T$ and EW^T . Note that if $K^T + EW^T \leq MTOW^T$, then $F^T = K^T$; otherwise, $F^T = MTOW^T - EW^T$. There are 3 components to total tanker aircraft fuel consumption. The first component addresses the fuel used for distance $d_{\beta\theta}$ to reach the rendezvous point:

$$FC_{\beta\theta}^T = S^T + C^T + FC^T[(F^T - S^T - C^T), 0, (d_{\beta\theta} - d_{TC}^T)]$$

The second component examines fuel consumption during air refueling. This amount depends on the number of cargo aircraft refueled by one tanker aircraft and the quantity of offloaded fuel. If the boom transfer rate is h (lbs/hr.), it takes $\frac{2 \cdot g_{off}}{h}$ hours to refuel each aircraft (note that the multiplier 2 emerges because the tanker flies a distance $2d_R$ for each refueling event). Then, the total fuel consumption during air refueling becomes:

$$FC_R^T = Q \cdot \frac{2 \cdot g_{off}}{h} \cdot V^T$$

The third component—the tanker fuel consumed while returning to its base across distance $d_{\beta\theta}$, is now addressed. The tanker will offload all its transferrable fuel and it does not itself carry cargo. Note that R^T must be included on-board, and hence $w = R^T$ to obtain:

$$FC_{\theta\beta}^T = FR^T[(R^T), (d_{\beta\theta})]$$

We can next derive Q, the number of cargo aircraft that can be refueled by one tanker.

$$Q = \frac{F^T - R^T - FC_{\beta\theta}^T - FC_{\theta\beta}^T - \frac{2Q \cdot g_{off} \cdot V^T}{h}}{g_{off}}$$

Simplifying, we obtain

$$Q = \frac{h \cdot (F^T - R^T - FC_{\beta\theta}^T - FC_{\theta\beta}^T)}{g_{off} \cdot (h + 2V^T)}$$

We now can define problem P1, which minimizes the total fuel consumption for both cargo aircraft and tankers for the air refueling option, as:

$$P1: \text{Minimize } Y1 = N^C \cdot [FC_{\alpha\theta}^C + FC_{\theta\Omega}^C + FC_{\Omega\alpha}^C] + N^T \cdot [FC_{\beta\theta}^T + FC_R^T + FC_{\theta\beta}^T]$$

Subject to

$$w \cdot N^C \geq TW \quad (a)$$

$$\frac{N^C}{Q} - N^T \leq 0 \quad (b)$$

$$EW^C + w + g \leq MTOW^C \quad (c)$$

$$g \leq K^C \quad (d)$$

$$FC_{\theta\Omega}^C + R^C \leq K^C \quad (e)$$

$$w \leq \text{Cargo aircraft cargo capacity} \quad (f)$$

$$EW^C + w + FC_{\theta\Omega}^C + R^C \leq \text{Max Inflight operation weight} \quad (g)$$

$$d_{\beta\theta} - d_{TC}^T \geq 0 \quad (h)$$

$$d_{\alpha\theta} - d_{TC}^C \geq 0 \quad (i)$$

$$g \geq FC_{\alpha\theta}^C \quad (j)$$

$$FC_{\Omega\alpha}^C + R^C \leq K^C \quad (k)$$

$$-90 \leq \phi \leq 90, \quad (l)$$

$$-180 \leq \lambda \leq 180 \quad (m)$$

$$g, w, N^C, N^T \geq 0 \quad (n)$$

$$N^C, N^T \text{ integer} \quad (o)$$

Constraint (a) requires that all freight be moved, while (b) forces the tanker aircraft to perform the air refueling. Constraint (c) prevents a loaded cargo aircraft from exceeding its maximum takeoff weight. Constraints (d) and (e) preclude the respective initial on-ground and post air-refueling fuel capacities from exceeding the cargo aircraft's storage limits. Constraint (f) prevents a cargo aircraft from being overloaded, while (g) assures that the cargo aircraft gross weight just after air refueling doesn't exceed the aircraft's total allowable weight in the air. When calculating $d_{a\theta}$ and $d_{\beta\theta}$, we exclude the distance traversed during takeoff and climb to have the correct distance to use in the fuel consumption function for cruise. Constraints (h) and (i) prevent negative distance values so that the fuel consumption functions are correct for cruise. These two constraints together force the rendezvous point to be optimized at least d_{TC} miles away from the tanker and cargo bases. Constraint (j) requires the cargo aircraft to obtain enough initial fuel to reach the rendezvous point. Constraint (k) assures that the total fuel on board while the cargo aircraft is flying back empty is less than its maximum fuel capacity. Constraints (l) and (m) provide latitudes and longitude boundaries. Constraints (n) and (o) enforce non-negativity and integrality conditions on the respective variables.

A solution to problem P1 provides rendezvous point coordinates, cargo and fuel amounts for each cargo aircraft, total required cargo and tanker aircraft sorties to move the total freight and total fuel consumption. Problem P2 is then solved. It maximizes the cargo weight of each cargo aircraft to move the same amount of total freight from origin

to destination as in problem P1, but without air refueling. The problem P2 formulation is shown below:

P2: *Maximize* w

Subject to

$$S^C + C^C + FR^C[(w + R^C), (d_{\Omega\alpha} - d_{TC}^C)] + R^C + EW^C + w \leq MTOW^C \quad (p)$$

$$S^C + C^C + FR^C[(w + R^C), (d_{\Omega\alpha} - d_{TC}^C)] + R^C \leq K^C \quad (q)$$

$$w \leq \text{Cargo Capacity} \quad (r)$$

Constraint (p) limits the maximum takeoff weight, (q) limits available fuel capacity, while (r) limits overall cargo capacity per cargo aircraft. Note that the only decision variable in problem P2 is w . Given the maximized cargo weight, Equation 3 calculates the total fuel consumption. Its development proceeds as follows: first, the integer number of cargo aircraft sorties needed to move the total freight requirement without air refueling is computed as:

$$[N^C] = \frac{TW}{w}$$

Based on w and the total freight amount, the last transport aircraft's cargo weight (w_{Last}) may be less than the other aircraft loads. Hence, the last aircraft's cargo weight is:

$$w_{Last} = TW - [(N^C - 1) \cdot w]$$

Therefore, the total fuel used by all transport aircraft sorties is:

$$Y2 = S^C + C^C + FR^C[(w_{Last} + R^C), (d_{\Omega\alpha} - d_{TC}^C)] + \quad (3)$$

$$[(N^C - 1) \cdot (S^C + C^C + FR^C[(w + R^C), (d_{\Omega\alpha} - d_{TC}^C)])] + [N^C \cdot FC_{\Omega\alpha}^C]$$

Consequently, if $Y1 - Y2 \leq 0$, then the air refueling option is practical.

Otherwise, it is impractical.

3.4. Validation

The U. S. Air Force Air Mobility Command (AMC) uses Advanced Computer Flight Plan (ACFP) software for actual fuel requirement planning for the aircraft considered in this study. To validate our model, two example scenarios involving a single cargo and tanker aircraft were delivered to AMC to conduct actual mission fuel planning for both the “air refueling” and “without air refueling” options. The first scenario focuses on a C-5 / KC-10 pair and the second is for a C-17 / KC-135 pair. For both scenarios, the respective origin / destination and tanker bases are McChord Air Force Base / Eldorado International Airport in Bogota, Colombia and Travis Air Force Base. Our algorithms predetermined the rendezvous point at (32° 56' 26" N and 104° 25' 35" W), and then the ACFP software solved the fuel planning problem for this rendezvous point. Required ramp fuel is the initial fuel load for aircraft on the ground. For the tanker aircraft, required ramp fuel includes start, taxi, takeoff and climb fuel, reserve alternate and holding fuel, offloaded fuel to one cargo aircraft, and cruise fuel. Additionally, the cruise fuel consumed during air refueling is considered as the fuel amount consumed during refueling one cargo aircraft.

The results are shown in Table 3-1 and Table 3-2. Our model’s results for every fuel computation are within 7% of the respective ACFP output.

Table 3-1. Comparison of the Results of ACFP and Our Model for C-5 and KC-10 Aircraft

	Study	ACFP	% Difference
Required Ramp Fuel of Cargo Aircraft for "Without Air Refueling Option" to go from Origin to Destination (lbs)	256,811	259,014	-0.85
Required Ramp Fuel of Cargo Aircraft for "Without Air Refueling Option" to Turn back from Destination to Origin (Carrying no Cargo) (lbs)	226,017	231,095	-2.20
Max Cargo Weight without Air Refueling (lbs)	132,189	131,375	0.62
Required Ramp Fuel of Tanker Aircraft for Air Refueling Option (to Refuel 1 Cargo Aircraft) (lbs)	288,183	280,000	2.92

Table 3-2. Comparison of the Results of ACFP and Our Model for C-17 and KC-135 Aircraft

	Study	ACFP	% Difference
Required Ramp Fuel of Cargo Aircraft for "Without Air Refueling Option" to go from Origin to Destination(lbs)	198,904	201,400	-1.24
Required Ramp Fuel of Cargo Aircraft for "Without Air Refueling Option" to Turn back from Destination to Origin (Carrying no Cargo) (lbs)	173,856	171,862	1.16
Max Cargo Weight without Air Refueling (lbs)	103,596	98,011	5.70
Required Ramp Fuel of Tanker Aircraft for Air Refueling Option (to Refuel 1 Cargo Aircraft) (lbs)	138,654	130,000	6.66

3.5. Numerical Examples

We illustrate our models with two scenarios involving two different cargo aircraft and two different tanker aircraft types, and different origin, destination and tanker base locations. Scenarios were run for various total cargo quantities in addition to various tanker base locations and tanker-cargo aircraft pairs to capture the relationship between total fuel savings with air refueling, distance, aircraft type and total cargo amount. The first scenario is a mid-range origin-destination distance which is representative for United States east coast-west coast deployments. The second scenario is a longer distance scenario which is representative for continental United States - Europe deployments.

We used Excel Solver® for all optimization computations. Since our model is nonlinear, the solutions that the solver finds which satisfies all optimality conditions and constraints is only guaranteed to be locally optimal. Hence, potential savings may be even greater than the values we report.

Scenario 1

This is a mid-range distance scenario. The distance between origin and destination is 2,151 nautical miles. The total freight to be moved is 5,000,000 lbs. Appendices A-C

contain aircraft performance data, while Appendix D includes additional Scenario 1 inputs. Table 3-3 depicts the Scenario 1 outputs. (See Appendix D for optimum rendezvous coordinates). For this scenario, air refueling saves fuel for the C-5 / KC-10, C-5 / KC-135 and C-17 / KC-135 aircraft pairs. The C-5 / KC-135 pair yields the highest savings of 754,038 pounds of fuel. Note that air refueling is not practical for the C-17 / KC-10 option.

Table 3-3. Scenario-1 Outputs

	C-5 / KC-10		C-5 / KC-135	
	Air Refueling Option	No Air Refueling Option	Air Refueling Option	No Air Refueling Option
Cargo Aircraft Sorties Needed	19	25	19	25
Tanker Aircraft Sorties Needed	7	0	10	0
Each Cargo Aircraft's Cargo Load (lbs)	263,158	202,336	263,158	202,336
Each Cargo Aircraft's Initial Fuel Load (lbs)	114,773	186,664	125,166	186,664
Total Fuel Consumption (lbs)	5,347,144	5,977,497	5,223,460	5,977,497
Conclusion	AIR REFUELING OPTION IS PRACTICAL		AIR REFUELING OPTION IS PRACTICAL	
Total Fuel Saved (lbs)	630,354		754,038	
Total Lifter Sorties Saved	6		6	
Additional Tanker Sorties Needed	7		10	
	C-17 / KC-10		C-17 / KC-135	
	Air Refueling Option	No Air Refueling Option	Air Refueling Option	No Air Refueling Option
Cargo Aircraft Sorties Needed	30	32	30	32
Tanker Aircraft Sorties Needed	6	0	6	0
Each Cargo Aircraft's Cargo Load (lbs)	166,667	156,757	166,667	156,757
Each Cargo Aircraft's Initial Fuel Load (lbs)	102,668	145,743	120,114	145,743
Total Fuel Consumption (lbs)	6,349,734	6,170,817	6,124,170	6,170,817
Conclusion	AIR REFUELING OPTION IS IMPRACTICAL		AIR REFUELING OPTION IS PRACTICAL	
Total Fuel Saved (lbs)	-178,916		46,648	
Total Lifter Sorties Saved			2	
Additional Tanker Sorties Needed	6		6	

Figure 3-2 shows the flight routes and the approximate rendezvous point. Figure 3-3 plots the total fuel savings from air refueling versus total cargo moved this scenario. For C-5 aircraft a positive correlation is observed between the total cargo moved and fuel savings from air refueling. As more total freight is moved, more fuel is saved with air refueling. For the C-17-KC-10 pair, air refueling is impractical for almost all cargo amounts. For the C-17-KC-135 pair, fuel savings with air refueling is generally just above the zero level. One of the important reasons why air refueling can save fuel is that it reduces needed cargo aircraft sorties, so that all fuel consumed--not only from origin to destination but also for the empty return trip--is avoided.

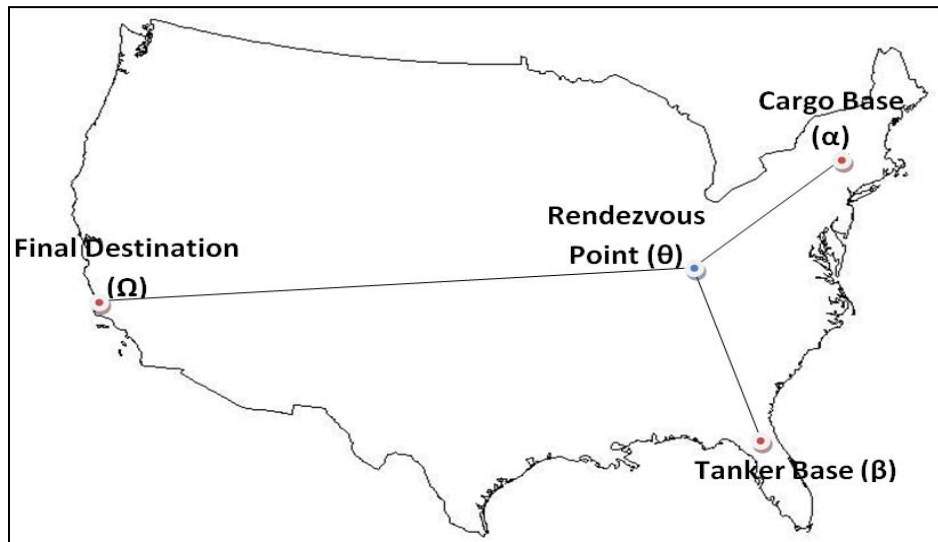


Figure 3-2. Routes and Rendezvous Point on Map for Scenario 1

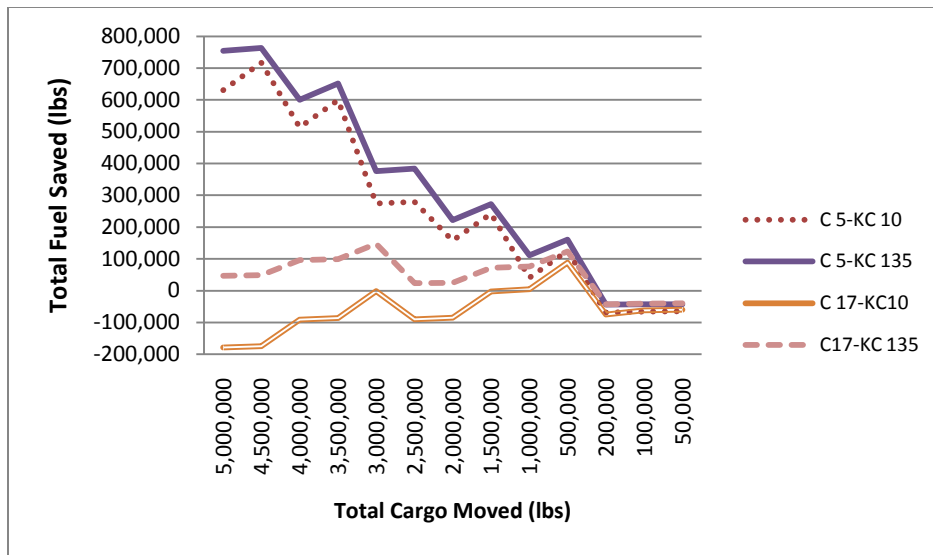


Figure 3-3. Total Fuel Savings with Air Refueling vs. Total Cargo Moved For Scenario 1

Note that as the total required cargo decreases, air refueling becomes impractical for all aircraft pairs in this scenario. For the C-5 / KC-135 and C-5 / KC-10 pairs, this cargo breakeven point is 202,000 lbs. If the total cargo requirement is less than 202,000 lbs, then air refueling costs more in terms of fuel consumption than the option with no air refueling. The breakeven point is 480,000 lbs for the C-17 / KC-135 pair.

The distance between the tanker base and the rendezvous point also affects the fuel savings from air refueling. For this scenario the distance is approximately 410 nautical miles. If a tanker base closer to the rendezvous point is used, then the total fuel savings will increase because the tanker aircraft fuel consumption will decrease. For example, if Scott AFB is used as the tanker base for the same scenario, then the fuel savings from air refueling increases substantially for the 5,000,000 lbs of cargo since the distance between the tanker base and rendezvous point drops to approximately 190 NM (see Table 3-4).

Table 3-4. Fuel Savings from Air Refueling for Scott AFB as Tanker Base

	Fuel Savings From Air Refueling(lbs)
C-5-KC-10	1,051,523
C-5-KC-135	1,072,111
C-17-KC-10	133,359
C-17-KC-135	231,444

Table 3-5 shows the proportion of fuel savings contributed by reducing the number of sorties of empty cargo aircraft returning from the destination to the base of origin. These flights –termed *inactive leg* sorties by AMC—account for a significant proportion of the overall fuel savings—efficient scheduling could mitigate the savings effect by using these flights for other cargo. However, we note that these return trips are not the only source of savings. The C-5 / KC-10 and C-5 / KC-135 pairs both show that air refueling can save overall fuel, even if we account for the inactive leg trips.

Table 3-5. Proportion of Savings from Inactive Leg Sorties in Total Fuel Savings

Tanker Base	C-5 / KC-10	C-5 / KC-135	C-17 / KC-10	C-17 / KC-135
Florida	100%	85%	-	100%
Scott AFB	61%	60%	100%	100%

We next examine the possible dollar savings, using the year 2010 AMC-published charter rates and aircraft speeds given in appendix B. The savings from air refueling for scenario 1 with 2 different tanker base locations are shown in Table 3-6 and 3-7:

Table 3-6. Cost Savings from Air Refueling for Scenario 1 (Tanker Base: Florida)

		C-5 / KC-10	C-5 / KC-135	C-17 / KC-10	C-17 / KC-135
"Air Refueling" Option	Cost of All Cargo Aircraft	\$ 5,368,103	\$5,347,349	\$ 4,099,028	\$4,083,453
	Cost of All Tanker Aircraft	\$ 407,608	\$ 495,384	\$ 364,927	\$ 317,484
	Total Cost	\$ 5,775,711	\$5,842,734	\$ 4,463,955	\$ 4,400,937
"No Air Refueling" Option	Total Cost	\$ 6,996,533	\$6,996,533	\$ 4,349,051	\$4,349,051
Cost Savings from Air Refueling		\$1,220,822	\$1,153,799	\$ -114,904	\$ -51,886

Table 3-7. Cost Savings from Air Refueling for Scenario 1 (Tanker Base: Scott AFB)

		C-5 / KC-10	C-5 / KC-135	C-17 / KC-10	C-17 / KC-135
"Air Refueling" Option	Cost of All Cargo Aircraft	\$ 5,321,534	\$ 5,327,653	\$ 4,080,446	\$ 4,083,314
	Cost of All Tanker Aircraft	\$ 142,112	\$ 153,790	\$ 170,535	\$ 102,527
	Total Cost	\$ 5,463,647	\$ 5,481,443	\$ 4,250,981	\$ 4,185,840
"No Air Refueling" Option	Total Cost	\$ 6,996,533	\$ 6,996,533	\$ 4,349,051	\$ 4,349,051
Cost Savings from Air Refueling		\$1,532,886	\$ 1,515,090	\$ 98,070	\$ 163,211

Note that the C-5 / KC-10 pair yields the highest cost savings from air refueling, at over \$1.5 million. Using tanker base locations closer to the air refueling point would increase the cost savings. C-5 pairs result in savings for all tanker basing options.

Scenario 2

Scenario 2 is a longer-range scenario which is representative of continental United States - Europe deployments. McGuire Air Force Base was selected as both the cargo and tanker base. Ramstein Air Base in Germany is the destination. The distance between origin and destination is 3,338 NM and total freight is 5,000,000 lbs (See Appendix D for other inputs). The Scenario 2 results are shown in Table 3-8.

Table 3-8. Scenario 2 Outputs

	C-5 / KC-10		C-5 / KC-135	
	Air Refueling Option	No Air Refueling Option	Air Refueling Option	No Air Refueling Option
Cargo Aircraft Sorties Needed	20	36	20	36
Tanker Aircraft Sorties Needed	13	0	21	0
Each Cargo Aircraft's Cargo Load (lbs)	250,000	142,719	250,000	142,719
Each Cargo Aircraft's Initial Fuel Load (lbs)	136,236	246,281	136,108	246,281
Total Fuel Consumption (lbs)	8,891,996	12,705,906	8,740,337	12,705,906
Conclusion	AIR REFUELING OPTION IS PRACTICAL		AIR REFUELING OPTION IS PRACTICAL	
Total Fuel Saved (lbs)	3,813,909		3,965,569	
Total Lifter Sorties Saved	16		16	
Additional Tanker Sorties Needed	13		21	

	C-17 / KC-10		C-17 / KC-135	
	Air Refueling Option	No Air Refueling Option	Air Refueling Option	No Air Refueling Option
Cargo Aircraft Sorties Needed	30	45	30	45
Tanker Aircraft Sorties Needed	11	0	18	0
Each Cargo Aircraft's Cargo Load (lbs)	166,667	111,174	166,667	111,174
Each Cargo Aircraft's Initial Fuel Load (lbs)	133,827	191,326	131,783	191,326
Total Fuel Consumption (lbs)	10,072,126	12,595,830	9,927,165	12,595,830
Conclusion	AIR REFUELING OPTION IS PRACTICAL		AIR REFUELING OPTION IS PRACTICAL	
Total Fuel Saved (lbs)	2,523,704		2,668,666	
Total Lifter Sorties Saved	15		15	
Additional Tanker Sorties Needed	11		18	

For this scenario, air refueling provides fuel savings for all cargo-tanker aircraft pairs.

The highest savings is with the C-5 / KC-135 pair, at over 3.8 million lbs. Appendix D shows the optimum rendezvous point coordinates.

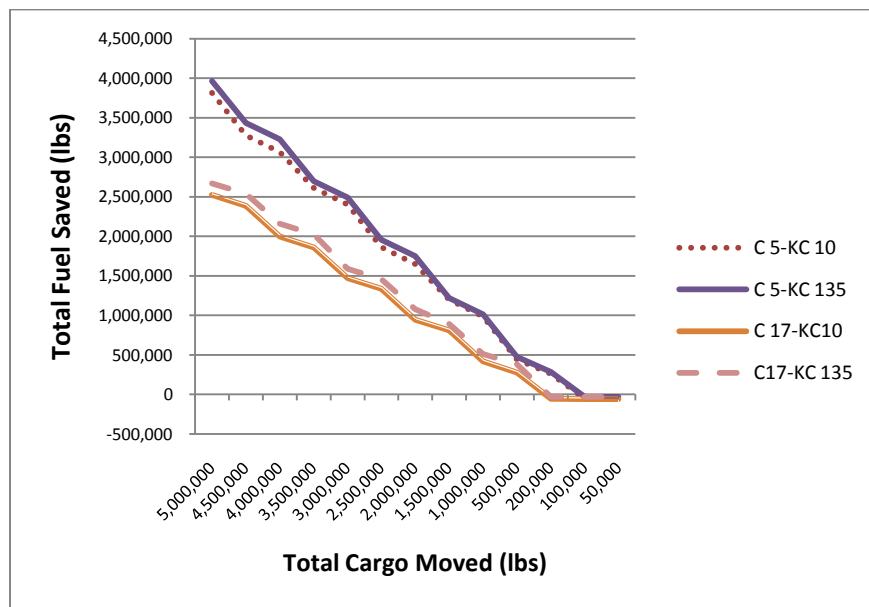


Figure 3-4. Total Fuel Savings with Air Refueling vs. Total Cargo Moved For Scenario 2

Figure 3-4 shows total fuel savings with air refueling plotted against total cargo moved. The positive correlation between total cargo amount and fuel savings from air refueling is clear. In this scenario, C-5 aircraft yield more fuel savings than C-17 aircraft.

Furthermore, all aircraft pairs yield greater savings from air refueling than observed in Scenario 1, since the distance between the origin and the destination is greater in Scenario 2. The breakeven point for all cargo-tanker aircraft pairs is around 200,000 lbs of cargo which means that if the total cargo amount is less than 200,000 lbs then air refueling becomes impractical for saving fuel.

Table 3-9 shows the proportion of savings contributed by inactive leg sorties. Again the C-5 / tanker pairs show that significant savings are possible, even after accounting for the inactive legs.

Table 3-9. Proportion of Savings from Inactive Leg Sorties in Total Fuel Savings

C-5/KC-10	C-5/KC-135	C-17/KC-10	C-17/KC-135
68%	65%	100%	100%

The dollar cost savings based on AMC charter hourly rates for scenario 2 are shown in Table 3-10. The C-5 / KC-10 pair saves over \$6 million by air refueling. This is the highest observed result of the cargo / tanker aircraft pairs. All aircraft pairs indicate that dollar savings are possible.

Table 3-10. Cost Savings from Air Refueling for Scenario 2

		C-5 / KC-10	C-5 / KC-135	C-17 / KC-10	C-17 / KC-135
"Air Refueling" Option	Cost of All Cargo Aircraft	\$8,684,139	\$8,684,139	\$6,326,096	\$6,326,096
	Cost of All Tanker Aircraft	\$ 936,831	\$1,234,588	\$1,004,877	\$1,361,289
	Total Cost	\$9,620,971	\$9,918,728	\$7,330,973	\$7,687,384
"No Air Refueling" Option	Total Cost	\$15,632,030	\$15,632,030	\$9,489,144	\$9,489,144
Cost Savings from Air Refueling		\$6,011,059	\$ 5,713,302	\$2,158,171	\$1,801,759

3.6. Conclusion and Discussion

Our research substantially improves upon the existing model proposed by Yamani et al. for estimating the fuel savings opportunities from air refueling. We were able to extend their result to both capture more realistic fuel usage and consider multiple cargo and tanker aircraft. We also optimize the freight weight allocated to each cargo aircraft. Our method and results—validated by comparison to operational flight fuel estimation software output—show that substantial fuel savings are possible from air refueling, by quantifying the tradeoff between initial fuel and loaded cargo weight. For U.S. Air Force applications, the C-5 / KC-135 pair yields the highest air refueling-based fuel savings in both of the scenarios we studied. However, the C-5 / KC-10 pair yields the highest dollar cost savings. The fuel and cost savings achievable from air refueling grows when:

- the tanker base is moved closer to the air refueling point,
- the amount of cargo to be moved increases,
- the distance between origin and destination increases.

A breakeven point exists for the total amount of cargo to be moved, which is around 100,000 to 400,000 lb for our aircraft and scenarios examined. If the total cargo lift requirement is less than this point air refueling becomes impractical.

Because additional flight costs are associated with using tanker aircraft, the unit cost of fuel offloaded in the air is greater than the unit cost of fuel delivered on the ground. When we ignore these other cost components associated with a given sortie and assume that fuel is the only cost, then a fuel cost ratio can be computed. When this ratio exceeds the breakeven points shown in Table 3-11 for our given scenarios, then the air refueling option costs more than the “no air refueling option,” even though it saves fuel.

Table 3-11. Breakeven Fuel Cost Ratios

	Breakeven Fuel Cost Ratio			
	C-5 / KC-10	C-5 / KC-135	C-17 / KC-10	C-17 / KC-135
Scenario 1 (Tanker Base Florida)	1.397	1.549	-	1.058
Scenario 1 (Tanker Base Scott AFB)	1.797	1.734	1.084	1.238
Scenario 2	2.395	2.449	2.223	2.259

We acknowledge that mission planning and associated fuel calculations may vary in real life. For example, our model’s computations assumed that the cruise and air refueling altitude is 31,000 feet for all aircraft. In real life, optimum cruise altitudes may be different which changes the fuel calculations.

Secondly, this study doesn’t cover the factors that can hinder or prevent the execution of air refueling such as aircrew or aircraft unavailability, tanker and/or cargo aircraft failure during air refueling, bad weather conditions at rendezvous point, etc.

A final limitation of the model concerns tanker aircraft fuel consumption. Tanker aircraft fuel usage is calculated based on its ability to refuel an integer number of cargo aircraft. If the number of cargo aircraft refuelable by one tanker is not integer-valued, then the model can’t precisely capture the tanker aircraft fuel consumption during air refueling. However, our interviews with a KC-10 pilot and the model’s agreement with ACFP software indicate that our model provides a reasonable approximation to actual usage.

DISCLAIMER: The views expressed are those of the authors, and do not reflect the position or policy of the United States Air Force, Department of Defense, or the United States Government.

4. Illustrative Example: Brigade Concept Team Deployment

Chapter 3 presents two broad overview scenarios as numerical examples. This chapter provides additional real-life examples by assessing possible fuel savings for the air refueling option used in an Army brigade combat team deployment. Mahan et al (2004) note:

“In October 1999, the Army’s Chief of Staff issued a vision statement to transform the service, including the goal of deploying a combat force anywhere in the world within 96 hours after liftoff. The Army defined this combat force as a “middle-weight” brigade combat team—a force between the weight of an existing light and heavy brigade. The Army’s vision for this interim brigade combat team (IBCT) has significant implications for USTRANSCOM and the Defense Transportation System. Their target is to have the entire IBCT deploy within 96 hours of first aircraft wheels-up and begin operations immediately after arriving at the aerial port of debarkation.”

Mahan et al (2004) conducted a United States Transportation Command transportability analysis of the Army’s vision for a prototype Stryker brigade termed the Interim Brigade Combat Team (IBCT). They examined the force closure of an IBCT from seven home-station locations (referred to as origins) to eight worldwide destinations. Each destination represented a potential geographic region of future conflict (see Figure 4-1). They assume that the move requirement includes about 1,500 wheeled vehicles, almost 3,900 soldiers, and three days of supplies, for a total of 14,660 short tons of materiel—equal to 29,320,000 lbs. In our study, C-5 and C-17 cargo aircraft are the focus along with KC-10 and KC-135 tankers. Since the Eielson-Sri Lanka, Elmendorf-Sri Lanka, McChord-Angola and Wheeler Sack-Congo origin-destination pairs are out of the unrefueled range of C-5 and C-17 aircraft, these pairs are not included. The practicality of employing air refueling is evaluated for the remaining origin-destination pairs in terms of fuel conservation. The main airports in the capital cities of the

destination countries shown in Figure 4-1 are selected as destination points. Several possible tanker base locations are evaluated. We assumed that sufficient KC-10 or KC-135 aircraft are located at the tanker base locations before the deployment begins.

IBCT Origin	IBCT Destinations							
	South America		Central Asia	Sub-Saharan Africa			South Pacific	Europe
	Colombia	Venezuela	Sri Lanka	Angola	Democratic Republic of Congo	Sierra Leone	Papua New Guinea	Balkans
McChord AFB (Fort Lewis)	X			X				X
Alexandria IAP (Fort Polk)		X						
Wheeler-Sack AAF (Fort Drum)					X	X		
Hickam AFB (Schofield Barracks)							X	
Eielson AFB (Fort Wainwright)			X					
Elmendorf AFB (Fort Richardson)			X					
Ramstein AB (Coleman Barracks)					X			

Figure 4-1 Origin-Destination Pairs for Potential Future Conflict Areas

4.1. Scenarios

Scenario 1 (McChord AFB-Colombia Pair)

For this scenario, the McChord Air Force Base – Colombia Bogota El Dorado International Airport origin-destination pair is evaluated along with 6 different tanker base locations. The distance between origin and destination is 3,558 NM. Travis AFB in California, McDill AFB in Florida, Alexandria International Airport in Louisiana, Altus AFB in Oklahoma, Salt Lake International Airport in Utah, and Sky Harbor International Airport in Arizona are the tanker base locations. We found that air refueling is practical for all aircraft pairs and tanker base locations for this scenario. Furthermore, the Altus AFB and C-5 / KC-135 pair yields the highest fuel savings from air refueling, at over 34,134,000 lbs. The results for this scenario are shown in Table 4-1. Travis AFB saves

the least fuel for all aircraft pairs. (See Appendix E for the results of all tanker locations and aircraft pairs.)

Table 4-1. Highest Fuel Saver Option Outputs for Scenario-1 (C-5 / KC-135 and Altus AFB)

Rendezvous Point Coordinates			
Degrees	Minutes	Seconds	Hemisphere
34	4	5	N
101	41	51	W
		Air Refueling Option	No Air Refueling Option
Cargo Aircraft Sorties Needed		116	222
Tanker Aircraft Sorties Needed		107	0
Each Cargo Aircraft's Cargo Load (lbs)		252,759	132,203
Each Cargo Aircraft's Initial Fuel Load (lbs)		136,241	256,797
Total Fuel Consumption (lbs)		49,069,139	83,203,179
Conclusion		AIR REFUELING OPTION IS PRACTICAL	
Total Fuel Saved (lbs)		34,134,040	
Total Lifter Sorties Saved		106	
Additional Tanker Sorties Needed		107	

Figure 4.2 shows the results for the routes and rendezvous point, using Travis AFB as the tanker base location.

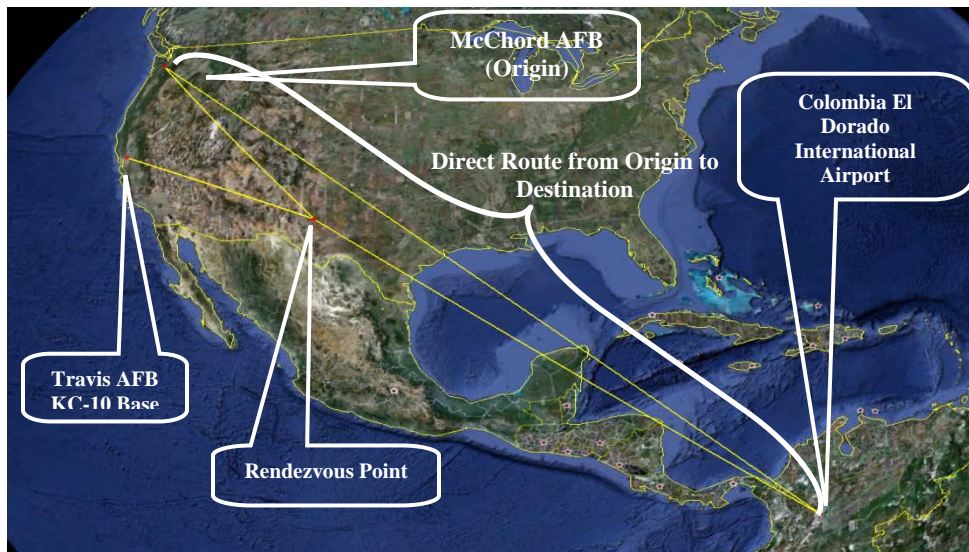


Figure 4-2. Routes and Rendezvous Point on Map for Scenario 1

Scenario 2 (Alexandria IAP-Venezuela Pair)

For this scenario, the Fort Polk (Alexandrian international Airport)-Venezuela Simon Bolivar International Airport origin-destination pair is evaluated along with five different tanker base locations. The distance between origin and destination is 1,904 NM. Travis AFB in California, Alexandria IAP in Louisiana, Key Field ANGB in Mississippi, Birmingham IAP in Alabama, and McDill AFB in Florida are considered as tanker base locations. We found that air refueling is impractical for all C-17 options, but is practical for most C-5 options. Additionally, Travis AFB is the least preferable tanker base for air refueling operations for all aircraft pairs. McDill AFB and the C-5 / KC-135 pair yields the highest fuel savings from air refueling, at about 4,321,000 lbs. This result is shown in Table 4-2 (See Appendix E for the results of all tanker locations and aircraft pairs.)

Table 4-2. Highest Fuel Saver Option Outputs for Scenario-2 (C-5 / KC-135 and McDill AFB)

Rendezvous Point Coordinates			
Degrees	Minutes	Seconds	Hemisphere
25	47	59	N
82	49	18	W
		Air Refueling Option	No Air Refueling Option
Cargo Aircraft Sorties Needed		109	137
Tanker Aircraft Sorties Needed		41	0
Each Cargo Aircraft's Cargo Load (lbs)		268,991	215,415
Each Cargo Aircraft's Initial Fuel Load (lbs)		119,794	173,585
Total Fuel Consumption (lbs)		25,170,857	29,491,851
Conclusion		AIR REFUELING OPTION IS PRACTICAL	
Total Fuel Saved (lbs)		4,320,993	
Total Lifter Sorties Saved		28	
Additional Tanker Sorties Needed		41	

Scenario 3 (Wheeler Sack AAF-Sierra Leone Pair)

For this scenario, the Fort Drum (Wheeler Sack)-Sierra Leone Lungi International Airport origin-destination pair is evaluated along with five different tanker base locations. The distance between origin and destination is 3,866 NM. McGuire AFB, Semour Johnson AFB, McDill AFB, Roosevelt Roads in Puerto Rico and Lajes Field in Portugal are the candidate tanker base locations. Air refueling is practical for all aircraft and city pairs. Lajes Field and the C-5 / KC-135 pair yields the highest fuel savings from air refueling, which is 40,884,435 lbs. The results are shown in Table 4-3. (See Appendix E for the results of all tanker locations and aircraft pairs.)

Table 4-3. Highest Fuel Saver Option Outputs for Scenario-3 (C-5 / KC-135 and Lajes Field)

Rendezvous Point Coordinates			
Degrees	Minutes	Seconds	Hemisphere
38	37	54	N
42	38	27	W
		Air Refueling Option	No Air Refueling Option
Cargo Aircraft Sorties Needed		124	250
Tanker Aircraft Sorties Needed		135	0
Each Cargo Aircraft's Cargo Load (lbs)		236,452	117,647
Each Cargo Aircraft's Initial Fuel Load (lbs)		152,548	271,353
Total Fuel Consumption (lbs)		60,202,865	101,087,300
Conclusion		AIR REFUELING OPTION IS PRACTICAL	
Total Fuel Saved (lbs)		40,884,435	
Total Lifter Sorties Saved		126	
Additional Tanker Sorties Needed		135	

In Figure 4-3, routes and approximate rendezvous points for Lajes Field and Roosevelt Roads can be seen on the map.

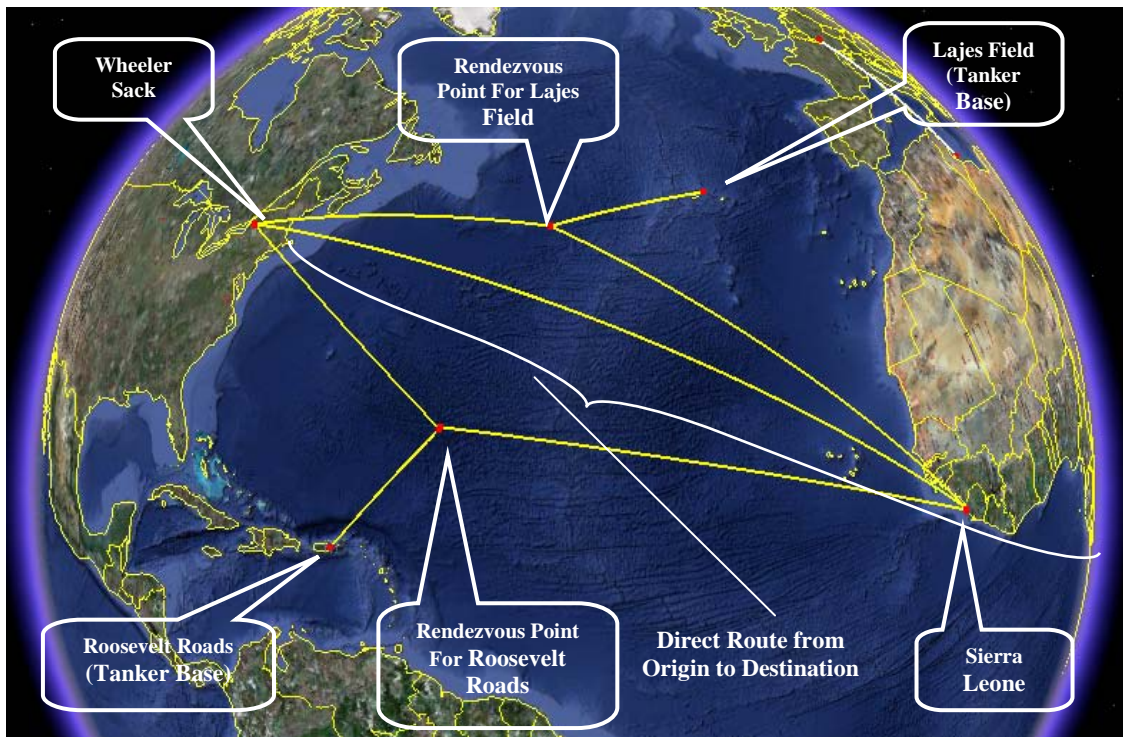


Figure 4-3. Routes and Approximate Rendezvous Points for Scenario 3

Scenario 4 (Ramstein AB-Democratic Republic of Congo Pair)

For this scenario, the Ramstein Air Base in Germany and Democratic Republic of Congo origin-destination pair is evaluated along with three different tanker base locations. The distance between the origin and destination is 3,257 NM. Ramstein Air Base in Germany, Aviano Air Base in Italy and Carthage IAP in Tunisia are the tanker base locations. Air refueling is practical for all aircraft and city pairs. Carthage IAP and the C-5 / KC-135 pair yields the highest fuel savings from air refueling, which is over 24,747,300 lbs. Results are shown in Table 4-4. (See Appendix E for the results of all tanker locations and aircraft pairs.)

Table 4-4. Highest Fuel Saver Option Outputs for Scenario-4 (C-5 / KC-135 and Carthage IAP)

Rendezvous Point Coordinates			
Degrees	Minutes	Seconds	Hemisphere
32	42	32	N
10	54	13	E
		Air Refueling Option	No Air Refueling Option
Cargo Aircraft Sorties Needed		112	200
Tanker Aircraft Sorties Needed		101	0
Each Cargo Aircraft's Cargo Load (lbs)		261,786	146,614
Each Cargo Aircraft's Initial Fuel Load (lbs)		127,205	242,386
Total Fuel Consumption (lbs)		44,462,105	69,209,400
Conclusion		AIR REFUELING OPTION IS PRACTICAL	
Total Fuel Saved (lbs)		24,747,295	
Total Lifter Sorties Saved		88	
Additional Tanker Sorties Needed		101	

Scenario 5 (Hickam AFB-Papua New Guinea Pair)

For this scenario, the Hickam Air Force Base-Papua New Guinea Jacksons International Airport origin-destination pair is evaluated along with three different tanker base locations. The distance between origin and destination is 3,724 NM. Hickam Air Force Base in Hawaii, Anderson Air Base in Guam and Kadena Air Base in Japan are the tanker base locations. Air refueling is practical for all aircraft and city pairs. Hickam AFB and the C-5 / KC-135 pair yields the highest fuel savings from air refueling, which is 34,716,214 lbs. Results are shown in Table 4-5. (See Appendix E for the results of all tanker locations and aircraft pairs.)

Figure 4-4 depicts routes and approximate rendezvous points for Hickam AFB, Anderson AB and Kadena AB.

Table 4-5. Highest Fuel Saver Option Outputs for Scenario-5 (C-5 / KC-135 and Hickam AFB)

Rendezvous Point Coordinates			
Degrees	Minutes	Seconds	Hemisphere
12	10	46	N
176	40	3	W
		Air Refueling Option	No Air Refueling Option
Cargo Aircraft Sorties Needed		119	236
Tanker Aircraft Sorties Needed		155	0
Each Cargo Aircraft's Cargo Load (lbs)		246,387	124,323
Each Cargo Aircraft's Initial Fuel Load (lbs)		142,396	264,677
Total Fuel Consumption (lbs)		60,504,328	92,220,543
Conclusion		AIR REFUELING OPTION IS PRACTICAL	
Total Fuel Saved (lbs)		31,716,214	
Total Lifter Sorties Saved		117	
Additional Tanker Sorties Needed		155	

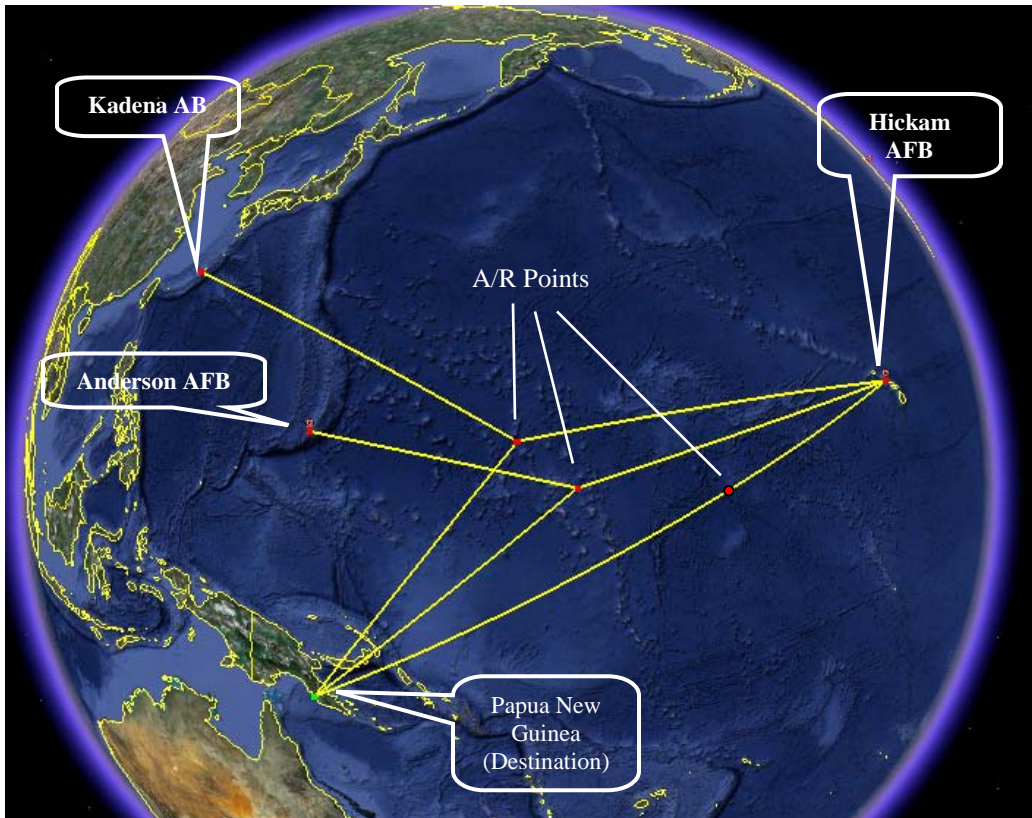


Figure 4-4. Routes and Approximate Rendezvous Points for Scenario 5

4.2. Limitations

The purpose of this study is to show potential fuel savings achievable via air refueling, which is not generally considered a way of saving fuel. Mission planning/fuel calculations may vary in real life because of the assumptions used in this study. For example, one of the model assumptions is that the cruise and refueling altitude is 31,000 feet for all aircraft. But in real life, the optimum cruise altitudes may be different based on aircraft capabilities and weather, which could change fuel calculations.

Another important limitation is associated with the risk of air refueling. This study doesn't cover the factors that can prevent air refueling execution such as tanker and/or cargo aircraft failure during air refueling, bad weather conditions at rendezvous point, etc. In a scenario in which tanker aircraft have to abort during air refueling, both tanker aircraft and cargo aircraft will have to land at the closest base which would increase total fuel consumption.

The final model limitation concerns tanker aircraft fuel consumption. Fuel consumption of the tanker aircraft on its route is calculated using an integer number of cargo aircraft. However, if the number of cargo aircraft that can be refueled by one tanker is not an integer number, e.g., if one tanker can refuel only 2.25 cargo receivers, then the model can't capture the precise tanker aircraft fuel consumption during air refueling. To better understand this limitation, first we need to understand the logic of a detailed tanker aircraft mission profile (see Figure 4-5). Tanker fuel consumption is comprised of three components: first, the tanker takes off from β and flies to θ . This is the fuel consumption to reach the rendezvous point. Recall that our model assumes air refueling begins at this point for each of the cargo aircraft, which means that the tanker begins air refueling at

this point and flies a distance d_R for the first cargo aircraft. It finishes the refueling job at point B. Then it flies back to θ to meet another cargo aircraft. The second cargo aircraft refueling process is the same. But since the tanker can only refuel 2.25 aircraft, it can only offload 25% of the third cargo aircraft's need. It offloads this amount which ends at point A. In real life, it should fly directly from this point to its base. But the model assumes it returns to θ and then proceeds to β which actually yields a conservative fuel consumption result. Meanwhile, the next tanker should come directly to point A and offload the remaining 75% of the fuel requirement of the third cargo aircraft. Since the geometry is calculated for integer numbers of cargo aircraft for a single tanker, the model assumes the second tanker comes from β to θ , and then to point A. The fuel consumed by the second tanker to go from θ to A is not captured by the model. However, since this distance is a fraction of d_R , and d_R itself is not a long distance (maximum of 150 NM in any scenario), this limitation does not affect the general model validity. Furthermore, interviews with a KC-10 pilot and the model's agreement with ACFP results validates the approximate fuel consumption calculated for tanker aircraft.

4.3. Further Studies

There are risks associated with air refueling. Aircraft reliability should be taken into consideration in deciding whether to use air refueling as a means of fuel conservation. So, a more comprehensive model that also includes the probability of air refueling mission aborts due to aircraft failure or weather is recommended as a future research area. Furthermore, flight mission planning is a very complex issue and has more components than the ones covered in this study. As more complex and comprehensive models are built more precise results can be obtained in terms of fuel consumed and

saved. Another potential future research area for fuel savings is the implication of air refueling for civilian aircraft. Since this study doesn't cover scheduling, extending this study in terms of scheduling and ground support is warranted.

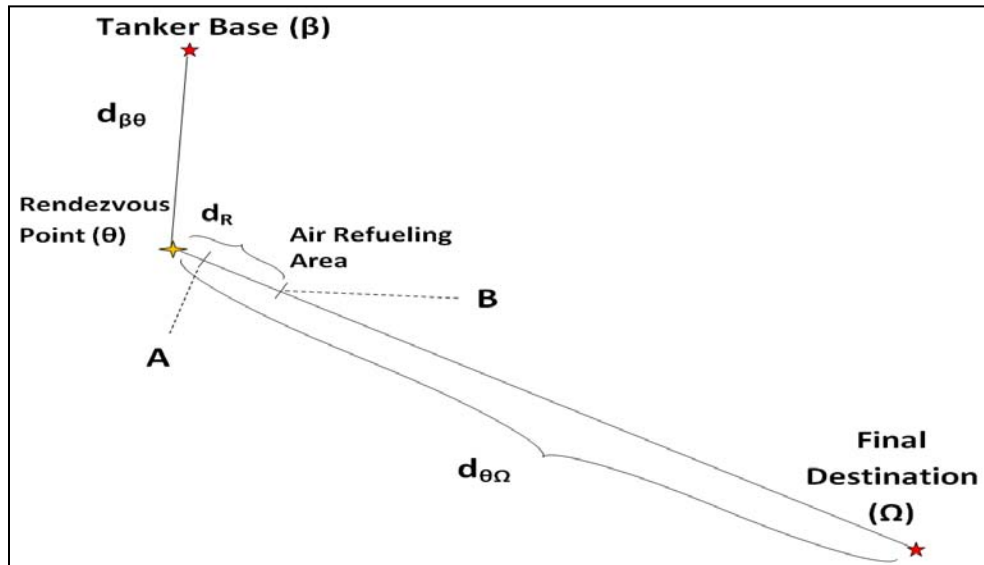


Figure 4-5 Air Refueling Route

Appendix A: Cruise Fuel Information (31,000 feet)

C-17		KC-10		KC-135	
NM Per 1000 Pounds of fuel (Y)	Gross Weight (X) (1000 lbs)	NM Per 1000 Pounds of fuel (Y)	Gross Weight (X) (1000 lbs)	NM Per 1000 Pounds of fuel (Y)	Gross Weight (X) (1000 lbs)
35.1	280	38.1	240	65.2	120
34	300	36.5	260	63	130
32.8	320	35	280	61.2	140
31.6	340	33.5	300	59.3	150
30.4	360	32.1	320	57.5	160
29.3	380	30.8	340	55.8	170
28.3	400	29.7	360	54.1	180
27.3	420	28.7	380	52.6	190
26.4	440	27.6	400	51.2	200
25.5	460	26.6	420	49.6	210
24.7	480	25.6	440	48.3	220
23.9	500	24.7	460	46.8	230
23.1	520	23.9	480	45.5	240
22.1	540	23	500	44.3	250
21.3	560	22.1	520	43.1	260
20.4	580	21	540	41.8	270
		20	560	40.6	280
		19.1	580	39.4	290
				38.3	300
				37.2	310
				36	320
				34.9	330

(Derived from Flight Manual Performance Data Books (TO-1-1s) Specific Range 31,000 Feet Chart 99% Max Range Line) (Toydas, 2010).

This table shows the relationship of the distance travelled in miles per 1,000 pounds of fuel burned versus the Gross Weight of the aircraft.

Appendix B: Aircraft Facts Summary Table

	C-5	C-17	KC-10	KC-135
a0*	36.2829	48.05426	49.74066	80.206437
a1*	-0.027	-0.0484	-0.0538	-0.1412
Distance to Climb (31,000 feet) (NM)	300***	315	190	125
Empty Weight (lbs)	380,000	282,500	241	119,230
Max Takeoff Weight (lbs)	769,000	585,000	590,000	322,500
Max Inflight Weight (lbs)	840,000	585,000	N/A	N/A
Total Fuel Capacity (K) (lbs)	347,000	241,357	356,000	212,000
Max. Fuel on the Ground (F) (lbs)	347,000	241,357	349,000	203,270
Cargo Capacity (lbs)	270,000	170,900	N/A	N/A
Reserve Fuel (lbs)**	17,390	13,851	6,232	3,714
Alternate Fuel (lbs)**	14,197	7,715	14,820	6,944
Holding Fuel (lbs)**	22,399	17,335	18,918	8,137
Start Taxi Takeoff Fuel (lbs)	3,000	4,500	4,000	2,500
Climb Fuel (31,000 feet) (lbs)	25,000***	22,500	16,000	7,500
Approximate Fuel Burn Rate (lbs/hr)	23,450	21,440	17,755	10,921
Boom Fuel Transfer Rate (lbs/hr)	N/A	N/A	480,000	360,000
Flying Hour Rate (\$)****	26,988	12,317	14,261	11,020
Air Speed (mph)****	415	390	425	385

This data is compiled from table in Appendix A, operations procedures volume-3 documents of each aircraft, AFPAM 10-1403 Air Mobility Planning Factors and Fact Sheets of each aircraft published at U.S Air Force official web page (www.af.mil).

*See Appendix C for regression plots and regression summary. For C-5, see Yamani et al (1990).

** Reserve and Alternate fuel amounts are gathered from actual Advanced Computer Flight Plan Software for the scenario mentioned in the validation section. Additionally, the same amount of reserve, alternate and holding fuel is assumed to be used for all scenarios.

***Since no data is available in C-5 Fuel Planning Pamphlet, these data are derived by approximating C-17 data.

**** FY10 DoD Charter Hourly Rates and Minimum Activity Rates for Aircraft on TWCF Missions and Airspeeds (Source: Air Mobility Command)

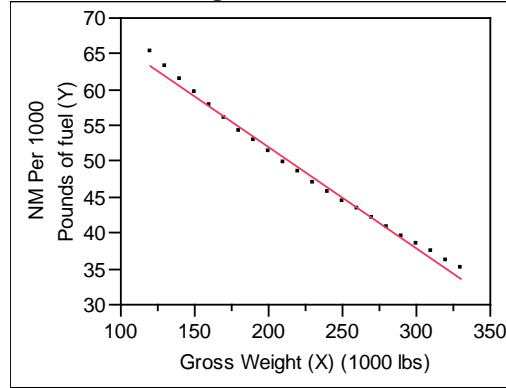
Appendix C: Linear Fit Results for Fuel Consumption vs. Gross Weight

KC-135

SUMMARY
OUTPUT

<i>Regression Statistics</i>	
Multiple R	0.995841896
R Square	0.991701083
Adjusted R Square	0.991286137
Standard Error	0.85935612
Observations	22

Regression Plot

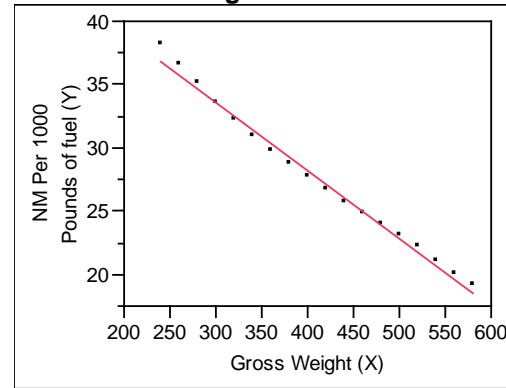


KC-10

SUMMARY
OUTPUT

<i>Regression Statistics</i>	
Multiple R	0.995242255
R Square	0.990507146
Adjusted R Square	0.989913843
Standard Error	0.580074192
Observations	18

Regression Plot

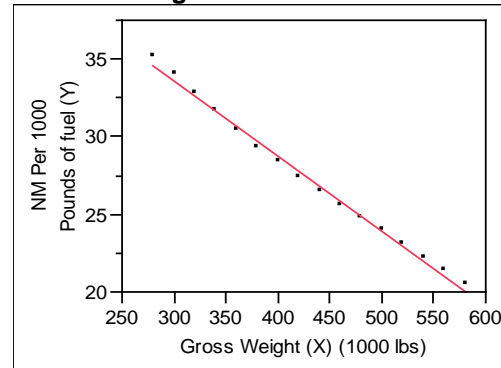


C-17

SUMMARY
OUTPUT

<i>Regression Statistics</i>	
Multiple R	0.997261714
R Square	0.994530926
Adjusted R Square	0.994140277
Standard Error	0.35340778
Observations	16

Regression Plot



Appendix D: Numerical Example Inputs and Optimum Rendezvous Points

Scenario-1 Inputs

Cargo Base Coordinates	42° 05' 56"	N	74° 31' 07"	W
Tanker Base Coordinates	28° 51' 06"	N	81° 23' 57"	W
Destination Coordinates	34° 47' 12"	N	119° 52' 31"	W
Total Freight	5,000,000	lbs		

Scenario-2 Inputs

Cargo Base Coordinates	40° 01' 17"	N	73° 35' 26"	W	McGuire AFB
Tanker Base Coordinates	40° 01' 17"	N	73° 35' 26"	W	McGuire AFB
Destination Coordinates	49° 26' 10"	N	07° 35' 04"	E	Ramstein AB, Germany
Total Freight	5,000,000	lbs			

Scenario-1 Optimum Rendezvous Point Coordinates

	C-5-KC-10	C-5-KC-135	C-17-KC-10	C-17-KC-135
Rendezvous	38° 44' 27" N	39° 23' 56" N	39° 35' 52" N	40° 38' 08" N
Point	87° 29' 52" W	88° 15' 16" W	87° 17' 58" W	88° 05' 45" W

Scenario-2 Optimum Rendezvous Point Coordinates

	C-5-KC-10	C-5-KC-135	C-17-KC-10	C-17-KC-135
Rendezvous	48° 06' 16" N	48° 06' 16" N	50° 11' 37" N	50° 11' 37" N
Point	56° 16' 42" W	56° 16' 42" W	49° 07' 25" W	49° 07' 25" W

Appendix E: Chapter 4 Scenario Results for Different Tanker Bases

Scenario 1

Origin		McChord AFB								47° 07' 25"		N	122° 28' 35"				W								
Destination		El Dorado International Airport, Bogota, Colombia								04° 42' 37"		N	74° 10' 08"				W								
		Tanker Base																							
		Travis AFB, CA				McDill AFB, FL				Alexandria IAP, LA				Altus AFB, OK				Salt Lake IAP, UT				Sky Harbor IAP, AZ			
C-5 - KC-10	Rendezvous Point	33	1	59	N	33	16	55	N	33	26	33	N	37	36	45	N	34	25	48	N	32	8	48	N
		104	28	32	W	94	30	8	W	97	11	22	W	97	55	0	W	103	2	16	W	105	16	44	W
	Air Refueling Practicality	PRACTICAL				PRACTICAL				PRACTICAL				PRACTICAL				PRACTICAL							
	Cargo Sorties Needed	116				124				121				116				116							
	Tanker Sorties Needed	84				69				62				67				79				71			
	Each Cargo Aircraft Cargo Load (lbs)	252,784				236,452				242,314				252,759				252,845				252,802			
	Each Cargo Aircraft Initial Fuel Load (lbs)	135,555				152,548				146,686				136,241				134,183				134,539			
	Total Fuel Savings With Air Refueling (lbs)	27,829,770				28,343,559				32,036,208				33,204,066				29,533,358				32,038,290			
	Cargo Sorties Saved with Air Refueling	106				98				101				106				106				106			
	Additional Tanker Sorties with Air Refueling	84				69				62				67				79				71			
C-5 - KC-135	Rendezvous Point	33	9	46	N	33	32	24	N	34	34	56	N	34	4	5	N	34	30	8	N	32	11	54	N
		104	21	48	W	95	9	32	W	98	56	35	W	101	41	51	W	103	0	5	W	105	15	7	W
	Air Refueling Practicality	PRACTICAL				PRACTICAL				PRACTICAL				PRACTICAL				PRACTICAL							
	Cargo Sorties Needed	116				123				118				116				116							
	Tanker Sorties Needed	137				115				110				107				127				116			
	Each Cargo Aircraft Cargo Load (lbs)	252,759				238,374				248,475				252,759				252,759				252,759			
	Each Cargo Aircraft Initial Fuel Load (lbs)	133,674				150,626				140,525				136,241				135,769				135,012			
	Total Fuel Savings With Air Refueling (lbs)	28,769,658				29,007,262				32,441,539				34,134,040				30,368,649				32,482,745			
	Cargo Sorties Saved with Air Refueling	106				99				104				106				106				106			
	Additional Tanker Sorties with Air Refueling	137				115				110				107				127				116			

Origin		McChord AFB										47° 07' 25"		N	122° 28' 35"			W							
Destination		El Dorado International Airport, Bogota, Colombia										04° 42' 37"		N	74° 10' 08"			W							
		Tanker Base																							
		Travis AFB, CA				McDill AFB, FL				Alexandria IAP, LA				Altus AFB, OK				Salt Lake IAP, UT				Sky Harbour IAP, AZ			
C-17 - KC-10	Rendezvous Point	29	34	18	N	30	7	24	N	30	30	14	N	31	42	50	N	30	36	3	N	29	9	35	N
		98	56	56	W	89	58	16	W	89	33	33	W	96	26	16	W	97	49	50	W	99	21	58	W
	Air Refueling Practicality	PRACTICAL				PRACTICAL				PRACTICAL				PRACTICAL				PRACTICAL							
	Cargo Sorties Needed	172				172				172				172				172							
	Tanker Sorties Needed	76				56				52				54				71				63			
	Each Cargo Aircraft Cargo Load (lbs)	170,465				170,465				170,465				170,523				170,465				170,465			
	Each Cargo Aircraft Initial Fuel Load (lbs)	131,774				132,035				132,035				130,290				131,187				130,590			
	Total Fuel Savings With Air Refueling (lbs)	21,557,649				27,870,933				28,970,451				28,613,623				23,203,682				25,778,622			
	Cargo Sorties Saved with Air Refueling	113				113				113				113				113				113			
	Additional Tanker Sorties with Air Refueling	76				56				52				54				71				63			
C-17 - KC-135	Rendezvous Point	29	41	30	N	29	58	2	N	29	2	18	N	31	42	58	N	30	38	51	N	29	18	6	N
		98	49	28	W	90	8	33	W	92	31	34	W	96	28	34	W	97	46	36	W	99	13	27	W
	Air Refueling Practicality	PRACTICAL				PRACTICAL				PRACTICAL				PRACTICAL				PRACTICAL							
	Cargo Sorties Needed	172				172				172				172				172							
	Tanker Sorties Needed	121				91				85				88				113				101			
	Each Cargo Aircraft Cargo Load (lbs)	170,465				170,465				170,465				170,465				170,465				170,465			
	Each Cargo Aircraft Initial Fuel Load (lbs)	131,569				132,035				130,011				131,495				131,760				131,865			
	Total Fuel Savings With Air Refueling (lbs)	22,790,364				28,273,676				29,689,708				28,881,827				24,231,062				26,423,456			
	Cargo Sorties Saved with Air Refueling	113				113				113				113				113				113			
	Additional Tanker Sorties with Air Refueling	121				91				85				88				113				101			

Scenario 2

Origin		Alexandria IAP								31° 02' 22"			N	93° 11' 21"			W				
Destination		Simon Bolivar IAP, Venezuela								10° 36' 14"			N	67° 00' 43"			W				
		Tanker Base																			
		Travis AFB, CA				Alexandria IAP, LA				Key Field, MS				Birmingham IAP, AL				McDill AFB, FL			
C-5 - KC-10	Rendezvous Point	27	41	55	N	27	49	58	N	28	38	48	N	28	54	53	N	24	42	37	N
		88	11	1	W	88	3	58	W	87	29	13	W	87	20	23	W	82	12	11	W
	Air Refueling Practicality	IMPRACTICAL				PRACTICAL				PRACTICAL				PRACTICAL				PRACTICAL			
	Cargo Sorties Needed	122				109				109				109				109			
	Tanker Sorties Needed	25				27				27				27				25			
	Each Cargo Aricraft Cargo Load (lbs)	240,328				268,991				268,991				268,991				268,991			
	Each Cargo Aricraft Initial Fuel Load (lbs)	147,995				119,767				118,252				119,524				119,620			
	Total Fuel Savings With Air Refueling	-1,394,113				3,532,560				3,697,660				3,558,985				4,166,588			
	Cargo Sorties Saved with Air Refueling	-				28				28				28				28			
	Additional Tanker Sorties with Air Refueling	25				27				27				27				25			
C-5 - KC-135	Rendezvous Point	27	45	30	N	27	49	58	N	28	32	37	N	28	47	43	N	25	47	59	N
		88	7	49	W	88	3	58	W	87	32	56	W	87	24	11	W	82	49	18	W
	Air Refueling Practicality	IMPRACTICAL				PRACTICAL				PRACTICAL				PRACTICAL				PRACTICAL			
	Cargo Sorties Needed	126				109				109				109				109			
	Tanker Sorties Needed	27				45				44				45				41			
	Each Cargo Aricraft Cargo Load (lbs)	232,698				268,991				268,991				268,991				268,991			
	Each Cargo Aricraft Initial Fuel Load (lbs)	156,226				118,998				119,116				118,840				119,794			
	Total Fuel Savings With Air Refueling	-438,425				3,670,944				3,842,251				3,688,187				4,320,993			
	Cargo Sorties Saved with Air Refueling	-				28				28				28				28			
	Additional Tanker Sorties with Air Refueling	27				45				44				45				41			

Origin		Alexandria IAP										31° 02' 22"			N	93° 11' 21"			W		
Destination		Simon Bolivar IAP, Venezuela										10° 36' 14"			N	67° 00' 43"			W		
		Tanker Base																			
		Travis AFB, CA				Alexandria IAP, LA				Key Field, MS				Birmingham IAP, AL				McDill AFB, FL			
C-17 - KC-10	Rendezvous Point	27	30	14	N	27	41	55	N	28	39	10	N	29	1	11	N	24	42	2	N
		88	2	12	W	87	51	54	W	87	11	58	W	87	0	41	W	82	22	39	W
	Air Refueling Practicality	IMPRACTICAL				IMPRACTICAL				IMPRACTICAL				IMPRACTICAL							
	Cargo Sorties Needed	172				172				172				172							
	Tanker Sorties Needed	35				35				35				35							
	Each Cargo Aricraft Cargo Load (lbs)	170,465				170,465				170,465				170,465							
	Each Cargo Aricraft	107,163				84,945				83,598				84,530							
	Total Fuel Savings With Air Refueling (lbs)	-5,211,071				-1,389,486				-1,157,960				-1,318,164							
	Cargo Sorties Saved with Air Refueling	-				-				-				-							
	Additional Tanker Sorties with Air Refueling	35				35				35				35							
C-17 - KC-135	Rendezvous Point	27	35	59	N	27	41	53	N	28	11	45	N	28	21	28	N	25	50	41	N
		87	56	56	W	87	51	51	W	87	28	56	W	87	22	30	W	83	4	55	W
	Air Refueling Practicality	IMPRACTICAL				IMPRACTICAL				IMPRACTICAL				IMPRACTICAL							
	Cargo Sorties Needed	172				172				172				172							
	Tanker Sorties Needed	35				35				35				35							
	Each Cargo Aricraft Cargo Load (lbs)	170,465				170,465				170,465				170,465							
	Each Cargo Aricraft Initial Fuel Load (lbs)	117,366				105,098				104,461				105,038							
	Total Fuel Savings With Air Refueling (lbs)	-2,597,065				-486,958				-377,489				-476,645							
	Cargo Sorties Saved with Air Refueling	-				-				-				-							
	Additional Tanker Sorties with Air Refueling	35				35				35				35							

Scenario 3

Origin		Wheeler Sack AAF												44° 02' 44"	N	75° 43' 32"	W				
Destination		Sierra Leone Lungi Intl. Airport												08° 37' 16"	N	13° 12' 39"	W				
		Tanker Base																			
		McGuire AFB				Semour Johnson AFB				McDill AFB				Roosevelt Roads				Lajes Field			
C-5 - KC-10	Rendezvous Point	35	32	6	N	34	11	52	N	31	40	46	N	26	26	22	N	38	42	41	N
		52	38	22	W	54	57	16	W	56	52	38	W	55	23	3	W	41	47	58	W
	Air Refueling Practicality	PRACTICAL				PRACTICAL				PRACTICAL				PRACTICAL				PRACTICAL			
	Cargo Sorties Needed	124				126				127				122				125			
	Tanker Sorties Needed	94				98				108				92				81			
	Each Cargo Aricraft Cargo Load (lbs)	236,452				232,698				230,866				240,328				234,560			
	Each Cargo Aricraft Initial Fuel Load (lbs)	151,526				154,830				157,861				148,672				154,440			
	Total Fuel Savings With Air Refueling	36,745,478				34,523,837				30,760,714				38,348,757				40,116,822			
	Cargo Sorties Saved with Air Refueling	126				124				123				128				125			
	Additional Tanker Sorties with Air Refueling	94				98				108				92				81			
C-5 - KC-135	Rendezvous Point	34	26	43	N	33	16	56	N	31	14	9	N	28	11	57	N	38	37	54	N
		50	4	0	W	52	24	12	W	54	56	45	W	54	3	17	W	42	38	27	W
	Air Refueling Practicality	PRACTICAL				PRACTICAL				PRACTICAL				PRACTICAL				PRACTICAL			
	Cargo Sorties Needed	120				122				124				121				124			
	Tanker Sorties Needed	161				166				179				152				135			
	Each Cargo Aricraft Cargo Load (lbs)	244,333				240,328				236,452				242,314				236,452			
	Each Cargo Aricraft Initial Fuel Load (lbs)	143,781				148,126				151,925				146,686				152,548			
	Total Fuel Savings With Air Refueling	38,205,177				36,200,332				32,772,126				39,315,999				40,884,435			
	Cargo Sorties Saved with Air Refueling	130				128				126				129				126			
	Additional Tanker Sorties with Air Refueling	161				166				179				152				135			

Origin		Wheeler Sack AAF								44° 02' 44"		N	75° 43' 32"		W						
Destination		Sierra Leone Lungi Intl. Airport								08° 37' 16"		N	13° 12' 39"		W						
		Tanker Base																			
		McGuire AFB				Semour Johnson AFB				McDill AFB				Roosevelt Roads			Lajes Field				
C-17 - KC-10	Rendezvous Point	32	15	59	N	31	45	36	N	30	19	4	N	24	52	54	N	35	24	19	N
		45	18	30	W	48	3	55	W	50	39	29	W	45	41	45	W	37	6	53	W
	Air Refueling Practicality	PRACTICAL				PRACTICAL				PRACTICAL				PRACTICAL			PRACTICAL				
	Cargo Sorties Needed	182				187				191				174			173				
	Tanker Sorties Needed	90				91				97				88			69				
	Each Cargo Aircraft Cargo Load (lbs)	161,099				156,791				153,508				168,506			169,480				
	Each Cargo Aircraft	141,199				145,092				148,958				133,994			133,020				
	Total Fuel Savings With Air Refueling (lbs)	28,406,613				26,123,660				22,518,577				32,320,058			38,699,629				
	Cargo Sorties Saved with Air Refueling	137				132				128				145			146				
	Additional Tanker Sorties with Air Refueling	90				91				97				88			69				
C-17 - KC-135	Rendezvous Point	30	38	43	N	30	20	17	N	29	29	54	N	24	52	54	N	35	24	19	N
		42	18	36	W	45	7	40	W	48	27	50	W	45	41	45	W	37	6	53	W
	Air Refueling Practicality	PRACTICAL				PRACTICAL				PRACTICAL				PRACTICAL			PRACTICAL				
	Cargo Sorties Needed	174				179				185				174			173				
	Tanker Sorties Needed	158				159				163				140			112				
	Each Cargo Aircraft Cargo Load (lbs)	168,506				163,799				158,486				168,506			169,480				
	Each Cargo Aircraft Initial Fuel Load (lbs)	133,968				138,168				143,981				133,994			133,020				
	Total Fuel Savings With Air Refueling (lbs)	30,366,956				28,220,920				24,931,671				33,694,385			39,263,228				
	Cargo Sorties Saved with Air Refueling	145				140				134				145			146				
	Additional Tanker Sorties with Air Refueling	158				159				163				140			112				

Scenario 4

Origin		Ramstein AB				49° 26' 10"			N	07° 35' 02"			W
Destination		DR Congo				04° 23' 49"			S	15° 25' 35"			E
		Tanker Base											
		Ramstein				Aviano AB				Carthage IAP			
C-5 - KC-10	Rendezvous Point	34	41	33	N	32	50	10	N	32	42	32	N
		10	35	25	E	12	16	2	E	10	54	12	E
	Air Refueling Practicality	PRACTICAL				PRACTICAL				PRACTICAL			
	Cargo Sorties Needed	115				112				112			
	Tanker Sorties Needed	74				73				62			
	Each Cargo Aircraft Cargo Load (lbs)	254,957				261,786				261,786			
	Each Cargo Aircraft Initial Fuel Load (lbs)	133,573				127,127				125,186			
	Total Fuel Savings With Air Refueling (lbs)	19,058,857				20,801,485				24,418,248			
	Cargo Sorties Saved with Air Refueling	85				88				88			
	Additional Tanker Sorties with Air Refueling	74				73				62			
C-5 - KC-135	Rendezvous Point	32	42	33	N	32	49	49	N	32	42	32	N
		10	54	19	E	12	11	36	E	10	54	13	E
	Air Refueling Practicality	PRACTICAL				PRACTICAL				PRACTICAL			
	Cargo Sorties Needed	112				112				112			
	Tanker Sorties Needed	127				119				101			
	Each Cargo Aircraft Cargo Load (lbs)	261,786				261,786				261,786			
	Each Cargo Aircraft Initial Fuel Load (lbs)	126,815				126,169				127,205			
	Total Fuel Savings With Air Refueling (lbs)	20,001,658				21,547,577				24,747,295			
	Cargo Sorties Saved with Air Refueling	88				88				88			
	Additional Tanker Sorties with Air Refueling	127				119				101			

Origin		Ramstein AB				49° 26' 10"			N	07° 35' 02"			W
Destination		DR Congo				04° 23' 49"			S	15° 25' 35"			E
		Tanker Base											
		Ramstein				Aviano AB				Carthage IAP			
C-17 - KC-10	Rendezvous Point	29	55	59	N	29	37	49	N	29	32	15	N
		11	19	25	E	12	20	25	E	11	22	48	E
	Air Refueling Practicality	PRACTICAL				PRACTICAL				PRACTICAL			
	Cargo Sorties Needed	173				172				172			
	Tanker Sorties Needed	61				58				48			
	Each Cargo Aircraft Cargo Load (lbs)	169,480				170,465				170,465			
	Each Cargo Aircraft Initial Fuel	132,996				131,000				131,339			
	Total Fuel Savings With Air Refueling (lbs)	13,741,965				15,231,039				18,262,971			
	Cargo Sorties Saved with Air Refueling	84				85				85			
	Additional Tanker Sorties with Air Refueling	61				58				48			
C-17 - KC-135	Rendezvous Point	29	32	15	N	29	37	26	N	29	32	15	N
		11	22	52	E	12	15	47	E	11	22	48	E
	Air Refueling Practicality	PRACTICAL				PRACTICAL				PRACTICAL			
	Cargo Sorties Needed	172				172				172			
	Tanker Sorties Needed	99				92				78			
	Each Cargo Aircraft Cargo Load (lbs)	170,465				170,465				170,465			
	Each Cargo Aircraft Initial Fuel Load (lbs)	132,001				131,995				132,034			
	Total Fuel Savings With Air Refueling (lbs)	14,746,303				16,036,680				18,608,963			
	Cargo Sorties Saved with Air Refueling	85				85				85			
	Additional Tanker Sorties with Air Refueling	99				92				78			

Scenario 5

Origin		Hickam AFB				21° 19' 30"		N	157° 54' 27"			W	
Destination		Papua New Guinea				09° 27' 05"		S	147° 13' 35"			E	
		Tanker Base											
		Hickam AFB				Anderson AB				Kadena AB			
C-5 - KC-10	Rendezvous Point	13	21	16	N	10	30	0	N	10	37	13	N
		174	30	58	W	167	54	8	E	160	6	43	E
	Air Refueling Practicality	PRACTICAL				PRACTICAL				PRACTICAL			
	Cargo Sorties Needed	123				142				159			
	Tanker Sorties Needed	90				79				98			
	Each Cargo Aircraft Cargo Load (lbs)	238,374				206,479				184,403			
	Each Cargo Aircraft Initial Fuel Load (lbs)	150,596				182,521				204,597			
	Total Fuel Savings With Air Refueling (lbs)	30,372,675				24,020,105				9,388,223			
	Cargo Sorties Saved with Air Refueling	113				94				77			
	Additional Tanker Sorties with Air Refueling	90				79				98			
C-5 - KC-135	Rendezvous Point	12	10	46	N	10	30	41	N	10	52	26	N
		176	40	3	W	168	55	25	E	162	7	39	E
	Air Refueling Practicality	PRACTICAL				PRACTICAL				PRACTICAL			
	Cargo Sorties Needed	119				140				154			
	Tanker Sorties Needed	155				130				160			
	Each Cargo Aircraft Cargo Load (lbs)	246,387				209,429				190,390			
	Each Cargo Aircraft Initial Fuel Load (lbs)	142,396				179,571				198,610			
	Total Fuel Savings With Air Refueling (lbs)	31,716,214				25,521,818				12,747,469			
	Cargo Sorties Saved with Air Refueling	117				96				82			
	Additional Tanker Sorties with Air Refueling	155				130				160			

Origin		Hickam AFB				21° 19' 30"			N	157° 54' 27"			W
Destination		Papua New Guinea				09° 27' 05"			S	147° 13' 35"			E
		Tanker Base											
		Hickam AFB				Anderson AB				Kadena AB			
C-17 - KC-10	Rendezvous Point	10	2	49	N	10	32	57	N	10	35	34	N
		179	32	48	E	168	0	43	E	160	7	16	E
	Air Refueling Practicality	PRACTICAL				PRACTICAL				PRACTICAL			
	Cargo Sorties Needed	181				183				205			
	Tanker Sorties Needed	85				79				97			
	Each Cargo Aircraft Cargo Load (lbs)	161,989				160,219				143,024			
	Each Cargo Aircraft Initial Fuel Load (lbs)	140,195				142,281				159,476			
	Total Fuel Savings With Air Refueling (lbs)	22,799,363				23,837,852				9,349,431			
	Cargo Sorties Saved with Air Refueling	121				119				97			
	Additional Tanker Sorties with Air Refueling	85				79				97			
C-17 - KC-135	Rendezvous Point	8	41	59	N	10	50	29	N	11	1	33	N
		177	13	11	E	169	30	37	E	162	17	12	E
	Air Refueling Practicality	PRACTICAL				PRACTICAL				PRACTICAL			
	Cargo Sorties Needed	174				179				198			
	Tanker Sorties Needed	148				133				160			
	Each Cargo Aircraft Cargo Load (lbs)	168,506				163,799				148,081			
	Each Cargo Aircraft Initial Fuel Load (lbs)	133,852				138,701				154,419			
	Total Fuel Savings With Air Refueling (lbs)	24,608,571				25,358,088				12,666,107			
	Cargo Sorties Saved with Air Refueling	128				123				104			
	Additional Tanker Sorties with Air Refueling	148				133				160			



Fuel Savings Opportunities from Air Refueling



Appendix F: Quad Chart

INTRODUCTION

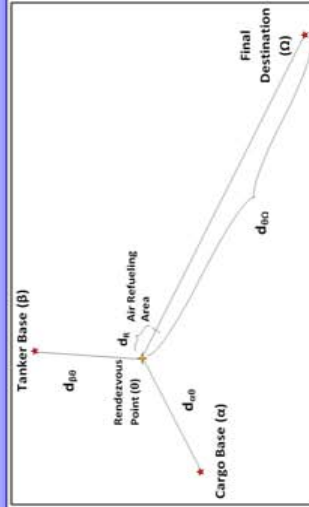
Hence by exchanging take-off fuel for additional cargo and then later refueling while airborne, it is possible to reduce the total number of cargo aircraft sorties required to achieve a given air cargo movement. The potential savings are limited by the cargo aircraft's maximum takeoff weight limit and the distance between origin and destination, and the fuel consumed by the tanker aircraft.

Research Question:
Can air refueling save fuel?

Sub Questions:

- What are the fuel burn functions of cargo and tanker aircraft
- What is the optimum air refueling point, number of cargo and tanker aircraft, initial cargo and fuel amount of each cargo aircraft to minimize the total fuel consumption for a given origin, destination, tanker base location and total cargo amount?
- What is the total fuel consumption for both "with air refueling" and "without air refueling option" for a given origin, destination, tanker base location and total cargo amount?

METHODOLOGY



Two nonlinear models build that captures two tradeoffs:

- Tradeoff between initial fuel and freight loaded to cargo aircraft for a given origin, destination and amount of freight needed to be moved.
- Tradeoff between fuel saved by cutting cargo aircraft sorties versus additional tanker aircraft fuel consumption for the same inputs and tanker base location.

1st Lt. Murat Toydas
AFIT/ENS

ADVISOR
Dr. Alan Johnson

READER
Dr. Ned Sandlin

RESULTS



C-5 - KC-10		C-5 - KC-135	
Air Refueling Option	No Air Refueling Option	Air Refueling Option	No Air Refueling Option
Cargo Aircraft Sorties Needed	11	11	11
Tanker Aircraft Sorties Needed	0	0	0
Total Aircraft Sorties	11	11	11
Each Cargo Aircraft's Cargo Load (lb)	111,174	111,174	111,174
Each Tanker Aircraft's Initial Fuel Load (lb)	151,725	151,725	151,725
Total Fuel Consumption (lb)	17,192,250	17,192,250	17,192,250

C-5 - KC-10		C-5 - KC-135	
Air Refueling Option	No Air Refueling Option	Air Refueling Option	No Air Refueling Option
Cargo Aircraft Sorties Needed	11	11	11
Tanker Aircraft Sorties Needed	0	0	0
Total Aircraft Sorties	11	11	11
Each Cargo Aircraft's Cargo Load (lb)	111,174	111,174	111,174
Each Tanker Aircraft's Initial Fuel Load (lb)	151,725	151,725	151,725
Total Fuel Consumption (lb)	17,192,250	17,192,250	17,192,250

C-5 - KC-10		C-5 - KC-135	
Air Refueling Option	No Air Refueling Option	Air Refueling Option	No Air Refueling Option
Cargo Aircraft Sorties Needed	11	11	11
Tanker Aircraft Sorties Needed	0	0	0
Total Aircraft Sorties	11	11	11
Each Cargo Aircraft's Cargo Load (lb)	111,174	111,174	111,174
Each Tanker Aircraft's Initial Fuel Load (lb)	151,725	151,725	151,725
Total Fuel Consumption (lb)	17,192,250	17,192,250	17,192,250

C-5 - KC-10		C-5 - KC-135	
Air Refueling Option	No Air Refueling Option	Air Refueling Option	No Air Refueling Option
Cargo Aircraft Sorties Needed	11	11	11
Tanker Aircraft Sorties Needed	0	0	0
Total Aircraft Sorties	11	11	11
Each Cargo Aircraft's Cargo Load (lb)	111,174	111,174	111,174
Each Tanker Aircraft's Initial Fuel Load (lb)	151,725	151,725	151,725
Total Fuel Consumption (lb)	17,192,250	17,192,250	17,192,250

- Substantial fuel savings are possible from air refueling since it increases the payload and reduces the total number of aircraft needed.
- The C-5 - KC-135 pair saves the highest amount of fuel from air refueling.
- More fuel and cost savings can be achieved if:
 - the tanker base is close to air refueling point,
 - larger amounts of total cargo are moved and,
 - the distance between origin and destination gets larger within the range of the cargo aircraft.

Appendix G: Blue Dart

1st Lieutenant Murat Toydas, Student, AFIT

The United States of America is one of the largest fuel consumer countries in the world, at over 24% of total world oil production. In 2007, it used as much of oil as China, Japan, India, the Russian Federation, and Germany put together. Furthermore, the U.S. is highly dependent on foreign countries for fuel. It is importing roughly 58% of its petroleum products. Fuel is a critical strategic asset for military aviation operations, yet is increasingly expensive. In 2008, the USAF used 2.4 billion gallons of aviation fuel which costs \$7.7 billion. Since the numbers are incredibly big, fuel conservation is a very hot USAF topic. One potential area that can conserve fuel is to use air refueling. Air refueling can save fuel by enabling a transport aircraft to depart with less fuel in exchange for additional cargo. However, it is not generally considered for distances flown within unrefueled range.

Air refueling is the process of transferring fuel from one aircraft (the tanker) to another (the receiver) during flight and it's a very useful capability. Major General Perry B. Griffith's comment that "No single innovation of recent times has contributed more to air power flexibility than the aerial tanker..." That is why during Operations Desert Shield and Desert Storm, approximately 400 tankers offloaded over 1.2 billion pounds of fuel to over 80,000 aircraft while flying over 30,000 sorties and logging over 140,000 hours of flight time. With air refueling, fighter aircraft can reach Saudi Arabia from the east coast over three times faster than by landing enroute to refuel. Additionally, air refueling supports many second order effects like enhancing flexibility, reducing operating locations, and increasing payload capacity.

Many studies have addressed aircraft fuel consumption in the hope of decreasing operating costs and extending range and capacity. In our study we investigated fuel savings opportunities from air refueling. As we mentioned before, while air refueling is always a significant option for enabling aircraft to reach destinations beyond their unrefueled range, it is seldom used to support aircraft flights within range. Hence by exchanging take-off fuel for additional cargo and then later refueling while airborne, it is possible to reduce the total number of cargo aircraft sorties required to achieve a given air

cargo movement. In this approach, cargo aircraft are loaded with maximum freight and minimum fuel and reserves to allow them to take off and fly to an air refueling area. There they meet with tanker aircraft and obtain the fuel to finish the mission. Fewer cargo aircraft sorties may thus be needed to move a given amount of freight. In this scenario, the tradeoff is between fuel saved by cutting cargo aircraft sorties versus the additional fuel burned by the tanker aircraft. In our research, we built a mathematical model to capture this tradeoff and possible savings for C-5, C-17 KC-10 and KC-135 aircraft. Additionally, we evaluated possible deployment scenarios with our model. Results showed that substantial fuel and dollar savings are possible. For example, for a scenario where we need to move 5 million lbs. of freight from McGuire Air Force Base to Ramstein Air Base in Germany we can save around 3.9 million lbs. of fuel and \$6 million taxpayer money from air refueling. Higher savings is possible for greater amount of freights.

This research can be used immediately in the USAF heavy transport community to help planners make decisions about air transportation missions--particularly for deployment scenarios. Further, it can be used as a supplementary mission planning tool to the Computer Flight Planning Software/System (CFPS) and Advanced Computer Flight Planning System (ACFP) currently used by the USAF to plan aircraft missions and calculate flight fuel requirements. These efforts hopefully help to find more efficient uses of limited resources.

Bibliography

1. AFPAM 10-1403 Air Mobility Planning Factors, 1 June 1997
2. Aggarwal, R; Dushman, A; Calise, A.J; “*An Analysis Of Operational Procedures And Design Modifications For Aircraft Fuel Conservation*”; Atmospheric Flight Mechanics Conference for Future Space Systems, Boulder, Colo., Aug 6-8, 1979; AIAA 1979-1656
3. Air Force Instruction 11-2C-5, Volume 3; 2005; “*C-5 Operations Procedures*”
4. Air Force Instruction 11-2KC-10 Volume 3 Travis Air Force Base Supplement, “*KC-10 Operations Procedures*”,
5. Air Force Instruction 11-2KC-135, Volume 3; 2005; “*KC-135 Operations Procedures*”
6. Air Force Instruction 11-2C-17, Volume 3; 2005’ *C-17 Operations Procedures*
7. Barnes, J.W; Wiley, V. D; Moore, J.T; Ryer, D. M; 2004; “*Solving the Aerial Fleet Refueling Problem using Group Theoretic Tabu Search*”; Mathematical and Computer Modelling 39 (2004) 617-640
8. Benninton, M.A; Visser, K.D; 2005;“*Aerial Refueling Implications for Commercial Aviation*”, Journal of Aircraft Vol.42, No.2 366-375
9. Camerer, M.D; 2001 “*Civilian Contract Air Refueling: Innovative Or Insane*”; Research Report, Air Command and Staff Collage, AU/ACSC/035/2001-04
10. Davis, S.C; Diegel, S.W; 2007;“*Transportation Energy Data Book: Edition 26*”; Oak Ridge National Laboratory ORNL-6978
11. Dillingham, G.L; 2008; The United States Government Accountability Office Report; “*Aviation And The Environment*”; The United States Government Accountability Office Report, GAO-08-706T
12. Edwards, F.G; Bull, J.S; Foster, J.D; Hegarty,D.M; Drinkwater,F.J; 1976; “*Delayed Flap Approach Procedures for Noise Abatement and Fuel Conservation*”, in Aircraft Safety and Operating Problems; NASA SP-416
13. Ethell, J.L; 1983; “*Fuel economy in aviation*”; NASA SP-462
14. Forsyth, R.W.; Forsyth, J.P; Shivitz, N.N.; Mealhow, R.R.; Holcomb, D.R.;1973; “*System For Transporting Aircraft On The Ground. Phase 1A: Feasibility Study. Phase1 B: Concept Study*”; AD-781357; FAA-RD-74-92; SDR-7574; SDR-7723

15. Future of Air-to-Air Refueling in Nato; 2007; Nato Report; Combat Support Branch, Air-to-Air Coordination Cell, Joint Air Power Competence Centre, Kalkar, Germany
16. Gilyard, G.B; Georgia, J; Barnicki, J.S; 1999; "*Flight test of an adaptive configuration optimization system for transport aircraft*", NASA/TM-1999-206569.
17. Girvin, R; 2009 "Aircraft Noise-Abatement And Mitigation Strategies"; Journal of Air Transport Management 15 (2009) 14–22
18. Greene, D.L; Tishchishyna, N.I; "*Costs of Oil Dependence: A 2000 Update*"; Oak Ridge National Laboratory ORNL/TM-2000/152, Oak Ridge, TN, 2000, and data updates, 2007
19. Hopkins, J.P; Wharton, H.E; 1976; "*Study of Cost/Benefit Tradeoffs for Reducing The Energy Consumption of The Commercial Air*"; Transportation System, NASA-CR-137927
20. Hostler, H. C.; 1987; "*Air Refueling Tanker Scheduling*"; Master's Thesis, Air Force Institute of Technology, Wright Patterson AFB, OH.
21. Lange, R.H ; 1986; "*A Review Of Advanced Turboprop Transport Aircraft*"; Progress in Aerospace Sciences, vol. 23, issue 2, pp. 151-166
22. Mahan, J.M; Key, W.H; Reckamp, K.; Brigantic, R.T.; 2004; "*Deploying the Army Interim Brigade Combat Team. A Quick-Look Approach for Strategic Force Closure Assessments*"; Mathematical and Computer Modelling 39 (2004) 897-904
23. Nangia, R.K.; 2006; "*Operations And Aircraft Design Towards Greener Civil Aviation Using Air-To-Air Refueling*". Aeronautical Journal, vol. 110, no1113, pp. 705-721
24. Pilati, D.A; 1976; "*Energy Use And Conservation Alternatives For Airplanes*" ; Transportation Research Volume 8, Issues 4-5, October 1974, Pages 433-441
25. Saglam, O.; 2009; "*Forecasting USAF JP-8 Fuel Needs*" Master's Thesis, Air Force Institute of Technology, Wright Patterson AFB, OH
26. TO 1C-10(K)A-1-1, Flight Manual Performance Data, USAF Series KC-10A Aircraft, 15 December 2008
27. TO 1C-17A-1-1 Flight Manual Performance Data, USAF Series C-17 Aircraft, 15 February 2007

28. T.O. 1C-135(K)R-1-11 Flight Manual Performance Data, USAF Series KC-135R/T Aircraft, 30 May 1985
29. Visser, K.D; 2001; “*Aerial Refueling For Commercial Aircraft*”; AIAA-2001-1001, 39th AIAA Aerospace Sciences Meeting and Exhibit, January 8-11, 2001, Reno, NV.
30. Warner,H Jr.; 2002; “*An Analytical Study Of T-38 Drag Reduction In Tight Formation Flight*”; Master’s Thesis, Air Force Institute of Technology, Wright Patterson AFB, OH.
31. Yamani, A; Hodgson, T.J; Martin-Vega, L.A; 1990; “*Single Aircraft mid-air refueling using spherical distances*”; Operations Research, Vol. 38, No. 5, September-October 1990, pp. 792-800

Vita

1st Lieutenant Murat Toydas graduated from Isiklar Military High School in Bursa, Turkey. He entered undergraduate studies at the Turkish Air Force Academy in Istanbul where he graduated as a Lieutenant with a Bachelor of Science degree in Industrial Engineering August 2003.

His first assignment was at Cigli, Izmir as a student in basic pilot training in 2003. In 2004, he was assigned to the Logistics and Supply School in Izmir and upon completion his education there, he was assigned to 2nd Main Jet Base, Izmir in 2005 where he served as a supply officer for 3 years. In August 2008, he entered the Graduate School of Engineering and Management, Air Force Institute of Technology. Upon graduation, he will be assigned to a logistics post in the Turkish Air Force.

REPORT DOCUMENTATION PAGE

Form Approved
OMB No. 074-0188

The public reporting burden for this collection of information is estimated to average 1 hour per response, including the time for reviewing instructions, searching existing data sources, gathering and maintaining the data needed, and completing and reviewing the collection of information. Send comments regarding this burden estimate or any other aspect of the collection of information, including suggestions for reducing this burden to Department of Defense, Washington Headquarters Services, Directorate for Information Operations and Reports (0704-0188), 1215 Jefferson Davis Highway, Suite 1204, Arlington, VA 22202-4302. Respondents should be aware that notwithstanding any other provision of law, no person shall be subject to a penalty for failing to comply with a collection of information if it does not display a currently valid OMB control number.

PLEASE DO NOT RETURN YOUR FORM TO THE ABOVE ADDRESS.

1. REPORT DATE (DD-MM-YYYY) 03/25/2010		2. REPORT TYPE Master's Thesis		3. DATES COVERED (From - To) Sep 2008 - Mar 2010	
4. TITLE AND SUBTITLE FUEL SAVINGS OPPORTUNITIES FROM AIR REFUELING				5a. CONTRACT NUMBER	
				5b. GRANT NUMBER	
				5c. PROGRAM ELEMENT NUMBER	
6. AUTHOR(S) Toydas, Murat, 1 st Lieutenant, TUAF				5d. PROJECT NUMBER	
				5e. TASK NUMBER	
				5f. WORK UNIT NUMBER	
7. PERFORMING ORGANIZATION NAMES(S) AND ADDRESS(S) Air Force Institute of Technology Graduate School of Engineering and Management (AFIT/EN) 2950 Hobson Street, Building 642 WPAFB OH 45433-7765				8. PERFORMING ORGANIZATION REPORT NUMBER AFIT-LSCM-ENS-10-12	
9. SPONSORING/MONITORING AGENCY NAME(S) AND ADDRESS(ES) INTENTIONNALLY LEFT BLANK				10. SPONSOR/MONITOR'S ACRONYM(S)	
				11. SPONSOR/MONITOR'S REPORT NUMBER(S)	
12. DISTRIBUTION/AVAILABILITY STATEMENT APPROVED FOR PUBLIC RELEASE; DISTRIBUTION UNLIMITED.					
13. SUPPLEMENTARY NOTES					
14. ABSTRACT Fuel is a critical strategic asset for military aviation operations, yet is increasingly expensive. Air refueling offers both the opportunity to extend aircraft range and the potential to save fuel by enabling a transport aircraft to depart with less fuel in exchange for additional cargo. We evaluate the practicality of air refueling in terms of fuel savings versus distance and cargo quantity, by introducing two non-linear optimization models that examine the tradeoff between departure fuel weight and loaded cargo for given origin, destination, and tanker base positions and freight quantities to be moved. We use two numerical example scenarios to show that substantial fuel savings from air refueling are possible.					
15. SUBJECT TERMS Nonlinear Programming, Air Refueling, Fuel, Optimization, Energy					
16. SECURITY CLASSIFICATION OF:			17. LIMITATION OF ABSTRACT	18. NUMBER OF PAGES	19a. NAME OF RESPONSIBLE PERSON
a. REPORT	b. ABSTRACT	c. THIS PAGE			Alan W. Johnson, PhD, ENS
U	U	U	UU	83	19b. TELEPHONE NUMBER (Include area code) (937) 255-3636, ext 4703 (Alan.Johnson@afit.edu)