

Global Parameterization of Gravity Wave Temperature Perturbations for Chemical and Microphysical Models

Stephen D. Eckermann

*E. O. Hulburt Center for Space Research, Code 7641.2, Naval Research Laboratory,
Washington, DC 20375, USA*

Julio T. Bacmeister

*Universities Space Research Association, 10227 Wincopin Circle, Suite #202, Columbia,
MD, 21044, USA*

INTRODUCTION

The role of dissipating gravity waves in driving larger-scale circulations in the stratosphere is now well appreciated. Since gravity waves are still subgrid-scale processes in most global stratospheric models, considerable effort has been devoted to developing parameterizations of stratospheric gravity waves for them. Some parameterizations deal with large-amplitude waves generated from specific sources, such as mountains [e.g., *Palmer et al.*, 1986] or convection [e.g., *Kershaw*, 1995]. Others parameterize the spectral evolution of the multi-wave fields more typically observed in the atmosphere away from source regions [e.g., *Fritts and Lu*, 1993; *Hines*, 1997].

It has become clear recently that gravity wave temperature perturbations can have significant effects on microphysics and chemistry [e.g., *Jensen and Toon*, 1994; *Meilinger et al.*, 1995; *Murphy and Gary*, 1995; *Carslaw et al.*, 1998; *Bacmeister et al.*, 1998]. To include these influences within global models, effective parameterizations of the subgrid-scale temperature variability produced by gravity waves must also be developed. Here, we report of some recent efforts to parameterize various types of gravity-wave temperature perturbations, in forms that can be implemented relatively easily into global models of stratospheric microphysics and/or chemistry.

MOUNTAIN WAVE PARAMETERIZATION

The Naval Research Laboratory Mountain Wave Forecast Model (NRL/MWFM) was originally developed to forecast stratospheric turbulence produced by mountain wave breaking in the stratosphere, and thus aid safe flight planning during NASA aircraft campaigns. A full description of the operational model is given by *Bacmeister et al.* [1994] (see also <http://uap-www.nrl.navy.mil/dynamics/html/mwforc.html>). Briefly, dominant quasi-two-dimensional ridge structures are identified and characterized from high-resolution measurements of global topographic elevation. Global wind and temperature data are used to simulate isentropic flow over these ridges, which may force mountain waves locally. Hydrostatic wave equations, together with the upper-level wind and temperature data, are used to simulate any subsequent propagation and amplitude evolution of these mountain waves with height. In particular, simulated regions of wave-induced convective instability are identified, leading to global turbulence forecasts at various atmospheric pressure levels.

Report Documentation Page

Form Approved
OMB No. 0704-0188

Public reporting burden for the collection of information is estimated to average 1 hour per response, including the time for reviewing instructions, searching existing data sources, gathering and maintaining the data needed, and completing and reviewing the collection of information. Send comments regarding this burden estimate or any other aspect of this collection of information, including suggestions for reducing this burden, to Washington Headquarters Services, Directorate for Information Operations and Reports, 1215 Jefferson Davis Highway, Suite 1204, Arlington VA 22202-4302. Respondents should be aware that notwithstanding any other provision of law, no person shall be subject to a penalty for failing to comply with a collection of information if it does not display a currently valid OMB control number.

1. REPORT DATE NOV 1998		2. REPORT TYPE		3. DATES COVERED 00-00-1998 to 00-00-1998	
4. TITLE AND SUBTITLE Global Parameterization of Gravity Wave Temperature Perturbations for Chemical and Microphysical Models				5a. CONTRACT NUMBER	
				5b. GRANT NUMBER	
				5c. PROGRAM ELEMENT NUMBER	
6. AUTHOR(S)				5d. PROJECT NUMBER	
				5e. TASK NUMBER	
				5f. WORK UNIT NUMBER	
7. PERFORMING ORGANIZATION NAME(S) AND ADDRESS(ES) Naval Research Laboratory, E.O. Hulburt Center for Space Research, Washington, DC, 20375				8. PERFORMING ORGANIZATION REPORT NUMBER	
9. SPONSORING/MONITORING AGENCY NAME(S) AND ADDRESS(ES)				10. SPONSOR/MONITOR'S ACRONYM(S)	
				11. SPONSOR/MONITOR'S REPORT NUMBER(S)	
12. DISTRIBUTION/AVAILABILITY STATEMENT Approved for public release; distribution unlimited					
13. SUPPLEMENTARY NOTES					
14. ABSTRACT					
15. SUBJECT TERMS					
16. SECURITY CLASSIFICATION OF:			17. LIMITATION OF ABSTRACT	18. NUMBER OF PAGES	19a. NAME OF RESPONSIBLE PERSON
a. REPORT unclassified	b. ABSTRACT unclassified	c. THIS PAGE unclassified			

NRL/MWFM can also be used to predict mountain wave temperature amplitudes T' . A standard isentropic advection analysis [e.g., *Eckermann et al.* 1998] yields

$$\frac{T'}{T_0} = \frac{N^2}{g} \zeta',$$

where T_0 is background temperature, N is the background Brunt-Väisälä frequency, g is gravitational acceleration and ζ' is the simulated mountain-wave vertical displacement amplitude at some location and pressure level. Figure 1b shows NRL/MWFM forecasts of mountain-wave-perturbed stratospheric temperatures T_0+T' on January 15, 1995. Open circles are regions 0-4K below frost point, solid circles show regions more than 4K below the frost point [*Carlsaw et al.*, 1998]. We note low temperatures over the northern end of the Scandinavian ridge, where a polar stratospheric ice cloud was detected during a flight campaign that day (Figure 1a).

We are actively assessing ways in which we can improve the NRL/MWFM parameterization for microphysical applications. For example, we are testing parameterization methods for three-dimensional topography and associated mountain wave patterns (see Figure 2). In particular, nonhydrostatic ray equations are now being used in test versions of the code to describe better the propagation of waves away from the mountain. Figure 3 compares one of these simulations (10th Feb., 1989) with stratospheric ER-2 data obtained on that same day. The correspondence between simulated and observed activity is encouraging. We hope these new features will improve modeling and forecasting of mountain-wave-related processes in the stratosphere (e.g., during the SOLVE campaign in late 1999).

SPECTRAL PARAMETERIZATIONS

Away from intense sources, a quasi-constant level of “background” gravity wave activity is measured routinely in the atmosphere. Spectral analysis of this activity reveals that it has a well-defined spectral character that is largely independent of location or season. *Murphy and Gary* [1995] (MG95) analyzed the spectra of stratospheric temperature and heating/cooling rate fluctuations measured from aircraft, and argued that they had major perturbing effects on stratospheric microphysics.

Subsequently, *Bacmeister et al.* [1996] analyzed spectra of fluctuations measured from ~70 long-range ER-2 flights in the stratosphere. They found that the mean spectra

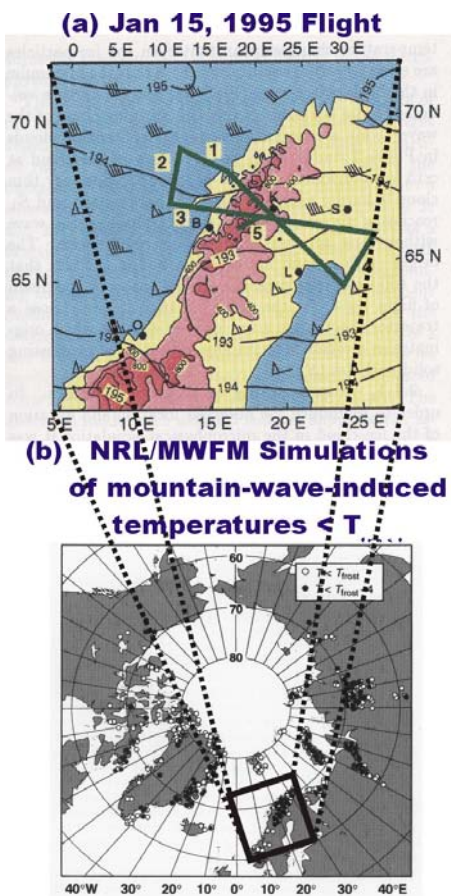


Fig. 1: (a) Jan 15, 1995 flight track during POLECAT mission, which detected strong mountain waves and a polar stratospheric ice cloud over the Scandinavian ridge; (b) NRL/MWFM simulations of mountain-wave-perturbed stratospheric temperatures for that day (region in (a) is boxed), with solid circles indicating values more than 4K below frost point, Adapted from *Carlsaw et al.* [1998].

Multi-Ray Synthesis of Mountain Waves from 3D Orography




Fig. 2: Reconstructed mountain wave field at $z=25$ km produced by a circular mountain. Simulation was based on tracing an isotropic spectrum of 360 nonhydrostatic gravity waves, initially aligned across the mountain at various angles to the mean flow. Result resembles “ship wave” patterns seen in satellite imagery of mountain-wave clouds.

were consistent with current separable models of gravity wave spectra and drag [e.g., *Fritts and Lu, 1993*]. *Bacmeister et al. [1998] (B98)* applied these findings to develop a spectrally-based parameterization of gravity-wave-induced temperature and heating/cooling rate fluctuations in the stratosphere, for use in microphysical calculations.

They compared the MG95 and B98 parameterizations by using both in a trajectory box model of stratospheric microphysics at various mean temperatures [*Meilinger et al., 1995*]. Instantaneous aerosol volumes as a function of temperature are shown in Figure 4 for each parameterization, based on realistic stratospheric values for the spectral parameters in each case. The MG95 spectral parameterization of mesoscale temperature variability gives much greater departures from equilibrium than the B98 model. Thus, spectral parameterizations disagree at present as to the amount of natural or “background” scatter in microphysical parameters due to background subgrid-scale temperature variability. *In situ* measurements of “natural” microphysical scatter may help to clarify the situation.

SUMMARY

Realistic computationally-cheap parameterizations of gravity wave temperature variability for microphysical applications represent a challenge for dynamicists. As in the

Mountain Wave Event of 10 Feb 89

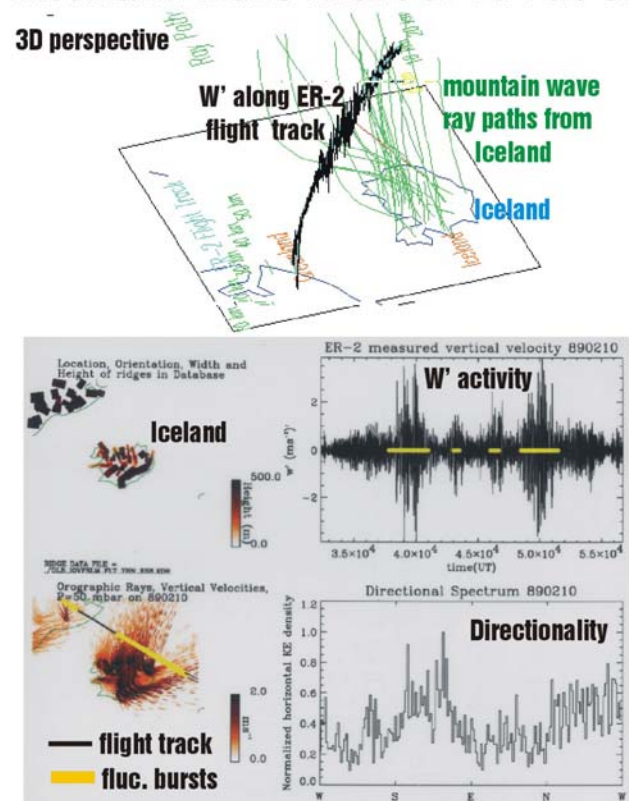


Fig. 3: Various 2D and 3D perspectives of enhanced vertical velocity activity measured on board the ER-2 aircraft as it passed near Iceland. Also shown are simulated nonhydrostatic mountain wave ray paths from Iceland for this day. The ray simulations successfully model observed locations and directionality of fluctuation bursts during the flight, indicating that the ER-2 intercepted stratospheric mountain waves downstream of Iceland.

gravity-wave drag problem, we have attacked the problem to date from two angles. First, we have developed models of temperature perturbations due to large-amplitude mountain waves, which are known to have strong influences on stratospheric microphysics. Additionally, we have applied spectral theories of the wave field to parameterize the background gravity-wave temperature fluctuations that are encountered routinely in the stratosphere away from strong sources. Work in both areas continues.

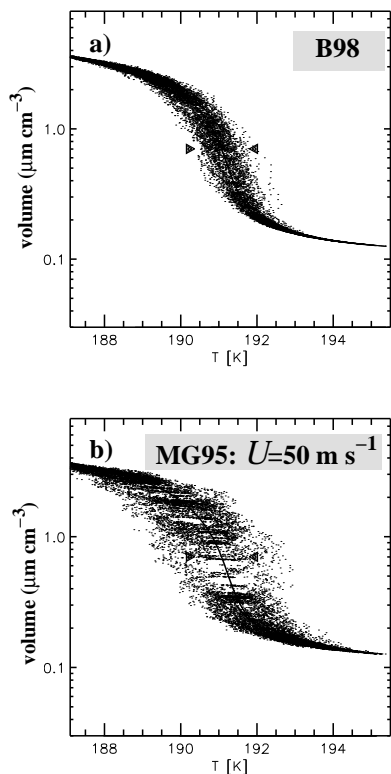


Fig. 4: Total aerosol volume versus temperature for the B98 and MG95 parameterizations, using the box-trajectory model of Meilinger *et al.* [1995]. Solid curves are results for thermodynamic equilibrium. Adapted from Bacmeister *et al.* [1998].

Terr. Phys., *59*, 371-386, 1997.

Jensen, E. J., and O. B. Toon, Ice nucleation in the upper troposphere: Sensitivity to aerosol number density, temperature and cooling rate, *Geophys. Res. Lett.*, *21*, 2019-2022, 1994.

Kershaw, R., Parameterization of momentum transport by convectively generated gravity waves, *Q. J. R. Meteorol. Soc.*, *121*, 1023-1040, 1995.

Meilinger, S. K., *et al.*, Size-dependent stratospheric droplet composition in lee wave temperature fluctuations and their potential role in PSC freezing, *Geophys. Res. Lett.*, *22*, 3031-3034, 1995.

Murphy, D. M., and B. L. Gary, Mesoscale temperature fluctuations and polar stratospheric clouds. *J. Atmos. Sci.*, *52*, 1753-1760, 1995.

REFERENCES

Bacmeister, J. T., *et al.*, An algorithm for forecasting mountain wave-related turbulence in the stratosphere, *Wea. Forecasting*, *9*, 241-253, 1994.

Bacmeister, J. T., *et al.*, Stratospheric horizontal wavenumber spectra of winds, potential temperature and atmospheric tracers observed by high-altitude aircraft, *J. Geophys. Res.*, *101*, 9441-9470, 1996.

Bacmeister, J. T., *et al.*, Mesoscale temperature fluctuations induced by a spectrum of gravity waves: A comparison of parameterizations and their impact on stratospheric microphysics, *J. Atmos. Sci.*, (in press), 1998.

Carslaw, K. S., *et al.*, Increased stratospheric ozone depletion due to mountain-induced atmospheric waves, *Nature*, *391*, 675-678, 1998.

Eckermann, S. D., D. E. Gibson-Wilde, and J. T. Bacmeister, Gravity-wave perturbations of minor constituents: a parcel advection methodology, *J. Atmos. Sci.*, (in press), 1998.

Fritts, D. C., and W. Lu, Spectral estimates of gravity wave energy and momentum fluxes. Part II: Parameterization of wave forcing and variability, *J. Atmos. Sci.*, *50*, 3695-3713, 1993.

Hines, C. O., Doppler-spread parameterization of gravity-wave momentum deposition in the middle atmosphere. Part 1: Basic formulation, *J. Atmos. S.-*

*to appear in The Proceedings of the MEPS Workshop, 9-11 November, 1998, Bad Tölz, Germany
European Communities Air Pollution Report Series*

Palmer, T. N., G. J. Shutts, and R. Swinbank, Alleviation of a systematic westerly bias in general circulation and numerical weather prediction models through an orographic gravity wave drag parameterization, *Q. J. R. Meteorol. Soc.*, *112*, 1001-1040, 1986.