

UNCLASSIFIED

Distribution A.
Approved for public release



TECHNOLOGY DRIVEN. WARFIGHTER FOCUSED.

ROCK STRIKE TESTING OF TRANSPARENT ARMOR NLE-01

David N. Hansen, Ph.D.
Ashley Wagner

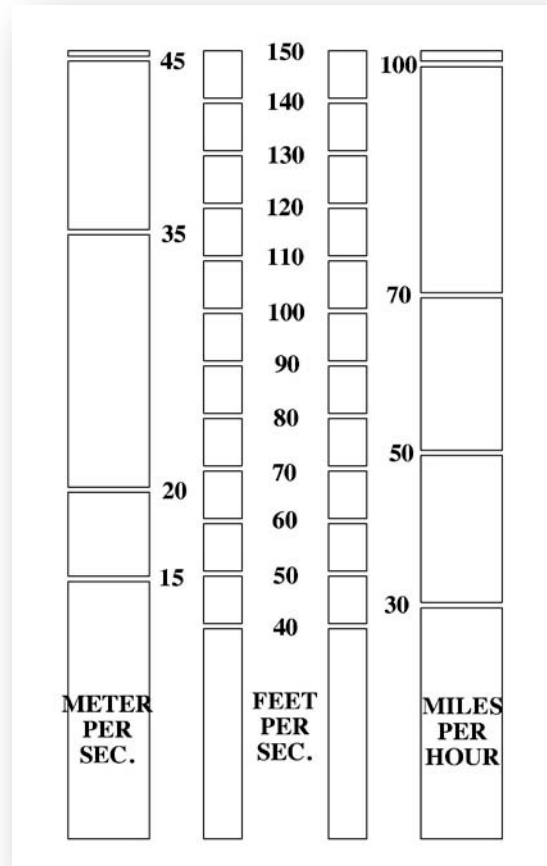
UNCLASSIFIED

Report Documentation Page

Form Approved
OMB No. 0704-0188


Public reporting burden for the collection of information is estimated to average 1 hour per response, including the time for reviewing instructions, searching existing data sources, gathering and maintaining the data needed, and completing and reviewing the collection of information. Send comments regarding this burden estimate or any other aspect of this collection of information, including suggestions for reducing this burden, to Washington Headquarters Services, Directorate for Information Operations and Reports, 1215 Jefferson Davis Highway, Suite 1204, Arlington VA 22202-4302. Respondents should be aware that notwithstanding any other provision of law, no person shall be subject to a penalty for failing to comply with a collection of information if it does not display a currently valid OMB control number.

1. REPORT DATE 18 AUG 2010	2. REPORT TYPE N/A	3. DATES COVERED -			
4. TITLE AND SUBTITLE Rock Strike Testing of Transparent Armor NLE-01		5a. CONTRACT NUMBER			
		5b. GRANT NUMBER			
		5c. PROGRAM ELEMENT NUMBER			
6. AUTHOR(S) David N. Hansen, Ph.D.; Ashley Wagner		5d. PROJECT NUMBER			
		5e. TASK NUMBER			
		5f. WORK UNIT NUMBER			
7. PERFORMING ORGANIZATION NAME(S) AND ADDRESS(ES) US Army RDECOM-TARDEC 6501 E 11 Mile Rd Warren, MI 48397-5000, USA		8. PERFORMING ORGANIZATION REPORT NUMBER 20130			
9. SPONSORING/MONITORING AGENCY NAME(S) AND ADDRESS(ES)		10. SPONSOR/MONITOR'S ACRONYM(S) TACOM/TARDEC			
		11. SPONSOR/MONITOR'S REPORT NUMBER(S) 20130			
12. DISTRIBUTION/AVAILABILITY STATEMENT Approved for public release, distribution unlimited					
13. SUPPLEMENTARY NOTES Presented at 20th U.S. Army Ground Vehicle Survivability Symposium, U.S. Army Tank-Automotive and Armaments Command Research, Development, and Engineering Center, (TARDEC), Warren, MI, USA, 18-19 August 2010, The original document contains color images.					
14. ABSTRACT					
15. SUBJECT TERMS					
16. SECURITY CLASSIFICATION OF:			17. LIMITATION OF ABSTRACT SAR	18. NUMBER OF PAGES 18	19a. NAME OF RESPONSIBLE PERSON
a. REPORT unclassified	b. ABSTRACT unclassified	c. THIS PAGE unclassified			




6 X 6 ALL GLASS

1	0.236"	Annealed water white (low iron) clear glass
2	0.025"	Urethane Interlayer Huntsman PE 399
3	0.388"	Annealed water white clear glass
4	0.025"	Urethane Interlayer Huntsman PE 399
5	0.388"	Annealed water white clear glass
6	0.025"	Urethane Interlayer Huntsman PE 399
7	0.490"	Annealed water white clear glass




4 X 4 GLASS CERAMIC

1	0.388"	Glass ceramic
2	0.025"	Urethane Interlayer Huntsman PE 399
3	0.388"	Annealed water white clear glass
4	0.025"	Urethane Interlayer Huntsman PE 399
5	0.388"	Annealed water white clear glass
6	0.025"	Urethane Interlayer Huntsman PE 399
7	0.388"	Annealed water white clear glass




DEVIATION FROM GOAL SPEED IN f/s.

Speed Group	Ann. Gl. Deviation 6mm	Ann. Gl. Deviation 12mm	Gl. Ceram Deviation 6mm	Gl. Ceram Deviation 12mm
40	2.8	4.7	1.0	4.7
50	-1.6	3.9	-2.3	3.5
60	1.8	2.4	1.8	1.7
70	1.2	-1.0	1.1	-0.5
80	4.5	-1.7	1.7	-1.7
90	-1.2	1.8	-1.3	0.5
100	-0.2	-1.1	-0.7	0.7
110	0.7	3.4	0.9	-2.2
120	2.6	0.0	2.0	3.1
130	1.2	2.5	1.5	-1.4
140	2.7	0.5	3.1	-0.7
150	1.3	2.8	0.2	3.8



AN022 12mm BALL AT 135 f/s, RANKED 1



AN038 12mm BALL AT 129 f/s, RANKED 3



AN045 12mm BALL AT 133 f/s, RANKED 5



VARIABILITY OF CRACK RESPONSE WHERE ALL OF THE STRIKING PROJECTILES WERE VERY SIMILAR AND THE STRIKING SPEEDS WERE WITHIN 3 f/s OF 132 f/s.

THERMAL SHOCK TESTS (ATPD)

18 HOURS AT -30 C

5 MINUTES OR LESS, TRANSFER
TIME

18 HOURS AT +60 C

5 MINUTES OR LESS, TRANSFER
BACK TO START AND REPEAT 4X

THERMAL SHOCK OBSERVATIONS

CRACK EXTENSIONS

MEASURE CRACKS BEFORE AND AFTER

DELAMINATION

DYE PENETRANT

CRACK EXTENSION



THERMAL CYCLING DELAMINATION

DYE PENETRANT EXAMINATION
WAS SCRAPPED

VISUAL EXAMINATION NEVER
HINTED AT DELAMINATION
OCCURRING

ALL "AFTER" CYCLING
PHOTOGRAPHS WERE EXAMINED
AND RANKED

CONTRACTOR COUNT OF UNDAMAGED COUPONS

SPEED	40	50	60	70
AN-6	6	4	6	3
AN-12	7	0	12	1

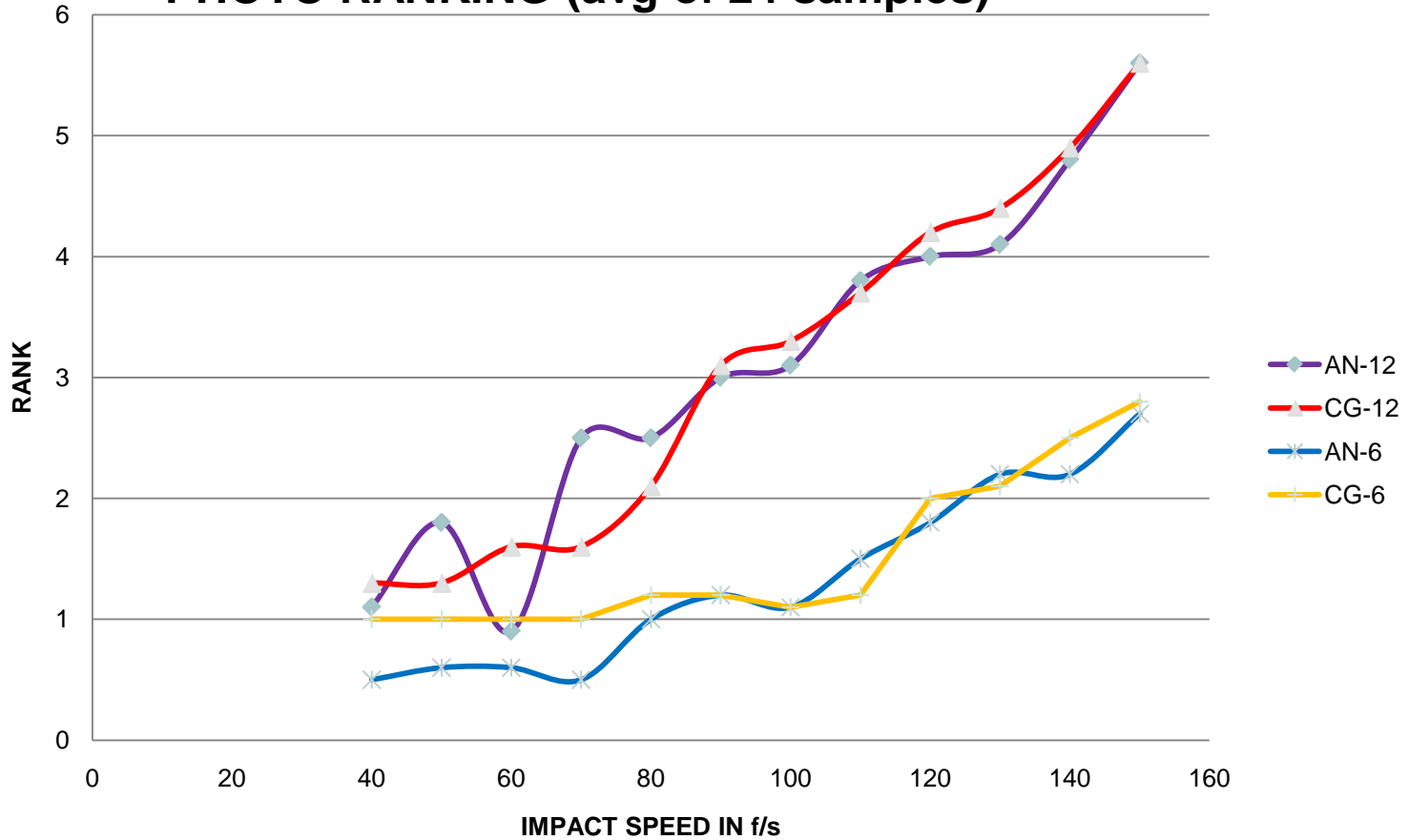
RANKING OF IMPACTS

130 fps, 12 mm ball		
Target Number	Small Circularly Cracked	Radially Cracked
AN022	X	
AN038	X	
AN045		X
AN090		X
AN091	X	
AN092	X	
AN093	X	
AN094		X
AN095	X	
AN096		X
AN104		X
AN105		X
AN106	X	
AN107		X
AN108		X
AN109		X
AN110		X
AN115		X
AN116		X
AN117		X
AN119		X
AN120	X	
AN121		X
AN122		X
	8	16

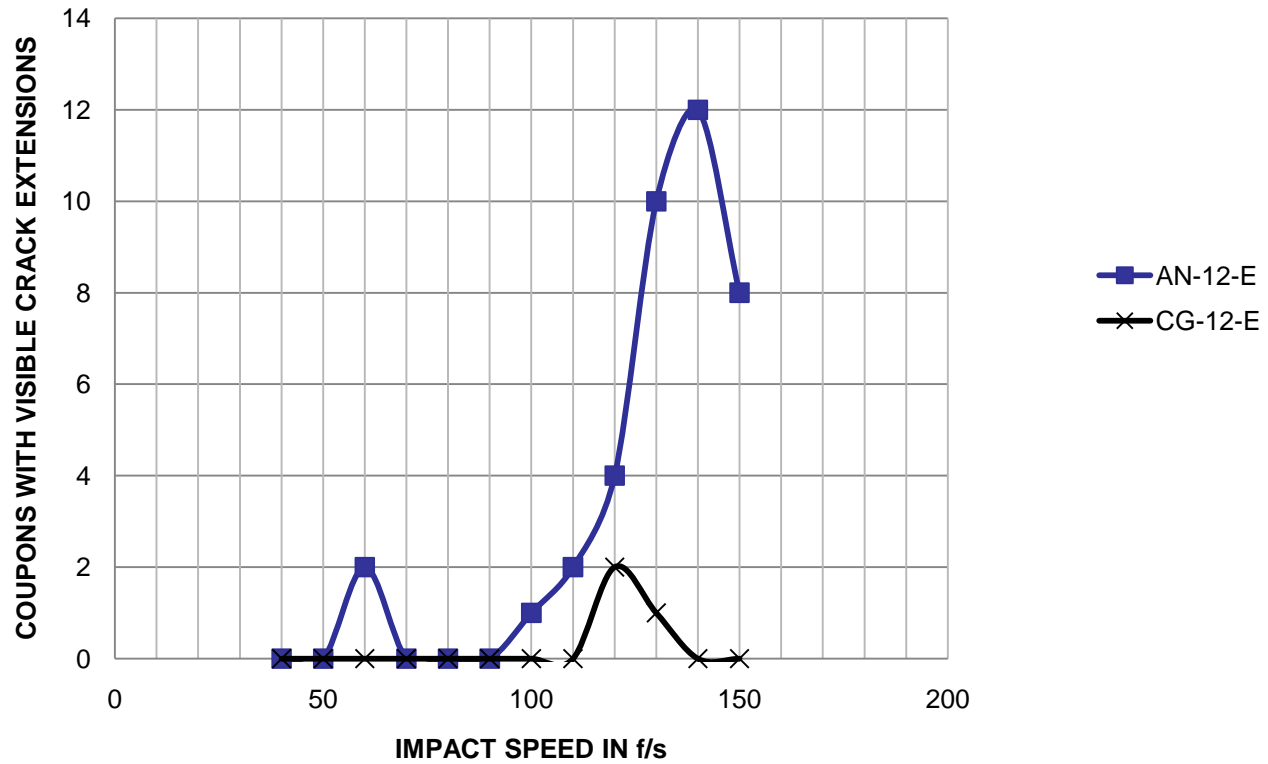
Damage Descriptions and Rank			Attributes
Light Crush or Ring with no Crush	CRS	1	Often only seen as a shadow and less than quarter inch diameter.
Small Circular Crack	SCC	2	About quarter inch diameter with or without small radial cracks
Circular Crack	NCC	3	Greater than about 3/8" and less than 1 1/4" diameter, some small radial cracks may be present
Large Circular Crack with or without Crush	LCC	4	Greater than about 1" with no radial cracks greater than circular crack diameter
Large Circular Crack with Radial Cracks	LCR	5	Radial cracks not much larger than largest circular crack.
Large Circular, Radial, Crush, Failures	LCRC	6	Numerous radial cracks not much larger than about 150% of largest circular crack and crush apparent.
Radial Cracks to Edge	RCE	7	Three radial cracks extending 2 or more inches or to the edge of the coupon.

MODIFICATION 2+

PHOTO RANKING (avg of 24 samples)



THERMAL SHOCK INDUCED CRACK EXTENSIONS



SUMMARY

Visual examination of event photographs can yield expected behavior plots.

An impact with a half inch bearing at about 100 f/s could be the basis of a test.

The 100 f/s test could indicate the variability
A ranking of about 3 would be a good basis for a rock strike test.