

Ocean Dynamics

Robert Pinkel
Marine Physical Laboratory
Scripps Institution of Oceanography
La Jolla California 92093-0213
Phone: (858) 534-2056 fax: (858) 534-7132 email: rpinkel@ucsd.edu

Award N00014-07-1-0354

LONG-TERM GOALS

To gain a more complete understanding of ocean dynamical processes, particularly at fine-scale, through comparison of high, mid- and low-latitude observations, near the sea surface, in the main thermocline, and near the sea floor.

OBJECTIVES

To identify the phenomena involved in the cascade of energy from meso-scales to turbulent scales. In particular, we wish to quantify the relationship between fine-scale background conditions and the occurrence of microscale breaking.

APPROACH

Progress is achieved through a steady-state cycle of instrument development, field observation and data analysis. The primary instruments employed include Doppler sonar and rapidly profiling CTD's. Our instruments produce information that is quasi-continuous in space and time, typically spanning two decades in the wavenumber domain. This broad band space-time coverage enables the investigation of multi-scale interactions.

WORK COMPLETED

Our major accomplishment this year has been the execution of the IWISE South China Sea Pilot Experiment in August 2008. Our objective was to document the shoaling of large non-linear internal waves using autonomous wave-powered profiling floats.

Report Documentation Page

Form Approved
OMB No. 0704-0188

Public reporting burden for the collection of information is estimated to average 1 hour per response, including the time for reviewing instructions, searching existing data sources, gathering and maintaining the data needed, and completing and reviewing the collection of information. Send comments regarding this burden estimate or any other aspect of this collection of information, including suggestions for reducing this burden, to Washington Headquarters Services, Directorate for Information Operations and Reports, 1215 Jefferson Davis Highway, Suite 1204, Arlington VA 22202-4302. Respondents should be aware that notwithstanding any other provision of law, no person shall be subject to a penalty for failing to comply with a collection of information if it does not display a currently valid OMB control number.

1. REPORT DATE 30 SEP 2008		2. REPORT TYPE Annual		3. DATES COVERED 00-00-2008 to 00-00-2008	
4. TITLE AND SUBTITLE Ocean Dynamics				5a. CONTRACT NUMBER	
				5b. GRANT NUMBER	
				5c. PROGRAM ELEMENT NUMBER	
6. AUTHOR(S)				5d. PROJECT NUMBER	
				5e. TASK NUMBER	
				5f. WORK UNIT NUMBER	
7. PERFORMING ORGANIZATION NAME(S) AND ADDRESS(ES) Scripps Institution of Oceanography, Marine Physical Laboratory, La Jolla, CA, 92093-0213				8. PERFORMING ORGANIZATION REPORT NUMBER	
9. SPONSORING/MONITORING AGENCY NAME(S) AND ADDRESS(ES)				10. SPONSOR/MONITOR'S ACRONYM(S)	
				11. SPONSOR/MONITOR'S REPORT NUMBER(S)	
12. DISTRIBUTION/AVAILABILITY STATEMENT Approved for public release; distribution unlimited					
13. SUPPLEMENTARY NOTES code 1 only					
14. ABSTRACT To gain a more complete understanding of ocean dynamical processes, particularly at fine-scale, through comparison of high, mid- and low-latitude observations, near the sea surface, in the main thermocline, and near the sea floor.					
15. SUBJECT TERMS					
16. SECURITY CLASSIFICATION OF:			17. LIMITATION OF ABSTRACT Same as Report (SAR)	18. NUMBER OF PAGES 4	19a. NAME OF RESPONSIBLE PERSON
a. REPORT unclassified	b. ABSTRACT unclassified	c. THIS PAGE unclassified			


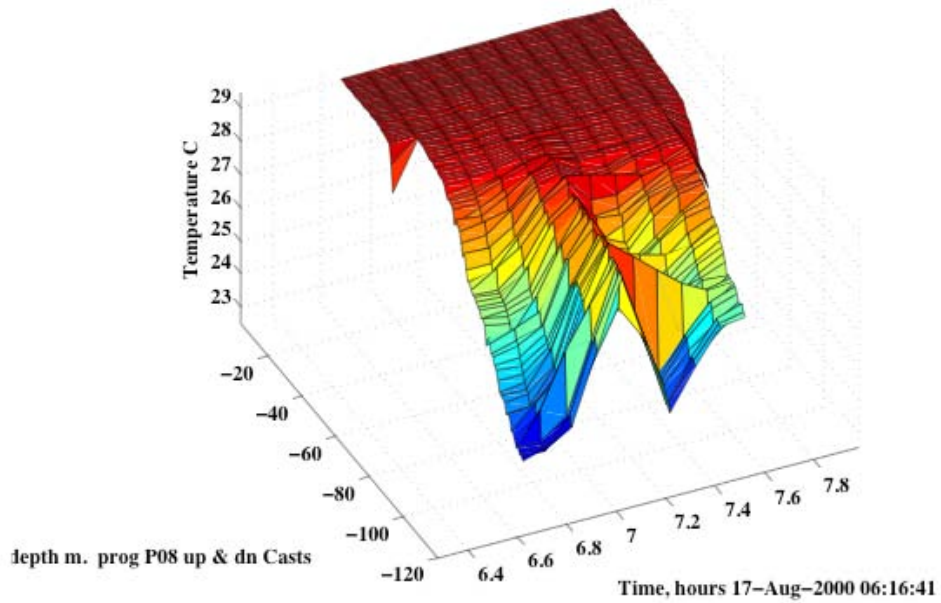


Figure 1. A schematic of the overall system is shown at left. The IWISE-08 Wirewalker (right) was configured for heavy-lifting, with space for instruments, batteries, and floatation in the twin polyethylene tubes. In the August 2008 deployment, a single SBE38 temperature-pressure recorder was carried, leaving the tubes virtually empty. For such light loads, a much smaller vehicle would suffice.

RESULTS

We observed the passage of several non-linear wave packets. Representative examples are given in Figure 2. The waves had a marked surface signature but were largely confined to the upper thermocline. The Wirewalker was one of the few sensors aboard the Ocean Researcher-I that had the ease of deployment, speed and coverage needed to resolve these events. Interestingly, the profiling speed was greater in the deepening phase of the soliton, since surface waves are concentrated in the leading edge of the wave packet.

WireWalker Obs of Transition-Layer Temperature S. China Sea



WireWalker Obs of Transition-Layer Temperature S. China Sea

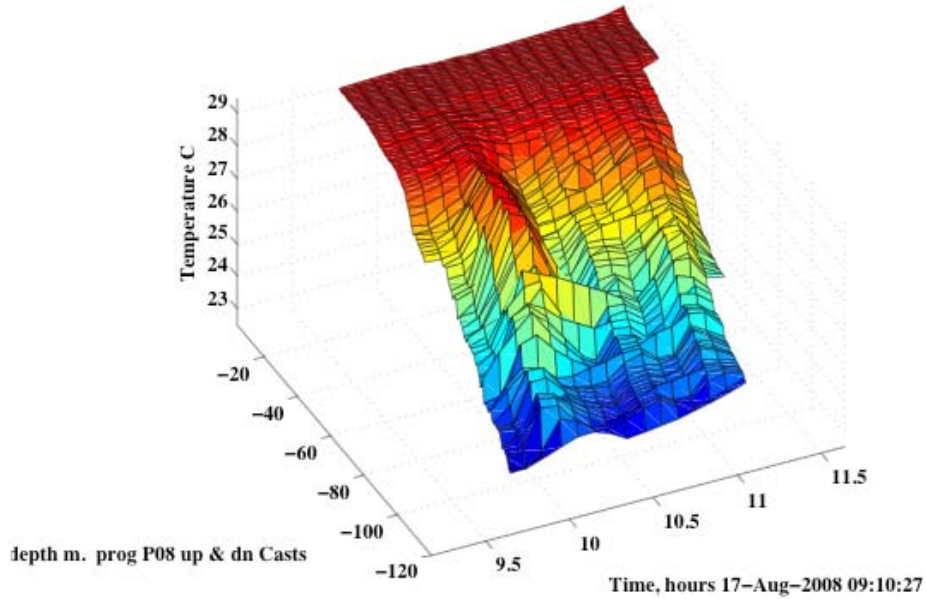


Figure 2. Representative nonlinear wave observations from the Wirewalker profiler. Profiles were obtained to 100m roughly every 10 minutes. The down-welling of the solitons brings surface mixed layer temperatures to ~100 m depth, resulting in the deep warm pulses seen here.

IMPACT/APPLICATIONS

The IWISE_08 pilot demonstrated the ability of wave-powered vehicles to observe non-linear phenomena.

Our initial plan was to deploy the Wirewalker for several days at a time to establish a benchmark of non-linear wave activity in the region. Unfortunately, the IWISE-08 observations occurred at the height of local fishing season. Our Taiwanese hosts cautioned strongly that we not leave the profiler unattended, given the ubiquity of fishing vessels. Thus the Wirewalker was re-deployed with each change in OR-I position. Records were rarely longer than ~4 hours.

Subsequent SCS deployments will feature a locating strobe that can be activated by Iridium or VHF command, a stealthy float design, and real-time data transfer.

RELATED PROJECTS

To investigate deep nonlinear phenomena, it is necessary to provide even greater depth-time coverage than the Wirewalker or conventional shipboard systems can provide. We plan the extension of our Fast CTD to enable coverage of 1000 m depth spans at intervals of ~3 minutes. A related goal is to work at depths between 500-1500 m in regions of strong current such as Luzon Strait. With this speed, a range of non-linear motions will be detectable for the first time,

REFERENCES

Alford, M.H., R. Pinkel, 2000: Observations of overturning in the thermocline: The context of ocean mixing. *J. Phys. Oceanogr.*, 30, 805-832

Alford, M.H., R. Pinkel, 2000: Patterns of Turbulent and Double-Diffusive Phenomena: Observations from a Rapid-Profiling Microconductivity Probe. *J. Phys. Oceanogr.*, 30, 833-854

Halle, C.M. and R. Pinkel, 2003: Internal wave variability in the Beaufort Sea during the winter of 1993/94. *J. Geophys. Res.*

PUBLICATIONS

Klymak, J. M. , R. Pinkel, C.T. Liu, A.K. Liu, and L. David. Prototypical solitons in the South China Sea. *Geophys. Res. Letters*, 33 L11607, 2006

Pinkel, R., The wavenumber-frequency spectrum of vortical and internal wave shear in the Western Arctic. *J.Phys. Oceanogr.* 30, 2, 277-290, (2008)

Pinkel, R., Advection, phase distortion and the spectrum of fine scale fields in the sea. *J.Phys. Oceanogr.* 30, 2, 291-313, (2008)