

Date 23 Feb 2011

MEMORANDUM FOR SAF/PA

FROM: SAF/FMCE

SUBJECT: Public Release Approval Request

1. The attached material, described below, is forwarded for security and policy review in accordance with AFI 35-101, Chapter 15:

TITLE: USAF Summaries for 1945-2005  
(Please include page count)

AUTHOR/ORGANIZATION: SAF/FMCE

PRESENTATION TO: *General Public*

DATE: *As soon as "Approved" for Public Release*

LOCATION: *DTIC Public Database*

PUBLICATION IN: *N/A*

SUBMITTAL DEADLINE: *N/A*

REQUEST REPLY BY: *23 Feb 2011*

**DEPARTMENT OF THE AIR FORCE  
SAF/PA  
CLEARED THIS INFORMATION**

**FEB 23 2011**

**FOR PUBLIC RELEASE**

2. SAF/FMC has no objection to public release of this document upon approval from SAF/PA.

3. (This line is for any comments or recommendation you may have in reference to the document you are submitting for review; if prior coordination has been performed, please list POC and phone number.) Please list one addition POC other than submitter.

Signed/evb/022311/fmcee  
Eli V. Brown, Maj, USAF  
SAF/FMCEE

*Attachment  
6 Copies (required)*



DEPARTMENT OF THE AIR FORCE  
WASHINGTON, DC

21 Jan 2011

Office of the Secretary

MEMORANDUM FOR AF/HO

EVJ  
KAS-2005

FROM: SAF/PA (Security and Policy Review)

SUBJECT: Public Release Coordination (PAIRS 2011-0034)--USAF Summaries for ~~1976-1985~~ - FOR PUBLIC  
RELEASE SUSPENSE: 28 Jan 2011

The purpose of the memo is to obtain subject matter expert coordination for public release of the attached document and has been sent concurrently to each addressee. This memo replaces the Public Affairs Information Release System (PAIRS) form and should be protected as "For Official Use Only". Please review and respond in the 1st indorsement with one of the provided dispositions. If you have any questions, concerns, or comments feel free to contact me at 703-697-3222/3994. FAX 703-693-9452.

*Devallee Pridgen-Gattison*  
DEVALEE PRIDGEN-GATTISON  
Security Review Specialist  
Secretary of the Air Force  
Office of Public Affairs

1st Ind, AF/HO

TO: SAF/PA (Security and Policy Review)

- No objection
- No objection, subject to recommendation
- No objection, subject to amendments for security and policy as indicated by brackets
- Objection (Amendments to permit publication are impractical. State reason)
- No Equity

*William C. Heindahl* 16/2/11  
(Reviewers Signature) (Date)  
William C. Heindahl  
(Print Reviewer's Name/duty title/phone number)  
Deputy Director  
HQ USAF/HO 697-5600

**UNITED STATES AIR FORCE**

**STATISTICAL DIGEST**

**FISCAL YEAR 1999**

**PREPARED BY**

**DEPUTY ASSISTANT SECRETARY**

**(COST AND ECONOMICS)**

**ASSISTANT SECRETARY OF THE AIR FORCE**

**(FINANCIAL MANAGEMENT AND COMPTROLLER OF THE AIR FORCE)**

**SAF/FMC, 1130 AIR FORCE PENTAGON,**

**WASHINGTON, DISTRICT OF COLUMBIA 20330-1130**

# Report Documentation Page

Form Approved  
OMB No. 0704-0188

Public reporting burden for the collection of information is estimated to average 1 hour per response, including the time for reviewing instructions, searching existing data sources, gathering and maintaining the data needed, and completing and reviewing the collection of information. Send comments regarding this burden estimate or any other aspect of this collection of information, including suggestions for reducing this burden, to Washington Headquarters Services, Directorate for Information Operations and Reports, 1215 Jefferson Davis Highway, Suite 1204, Arlington VA 22202-4302. Respondents should be aware that notwithstanding any other provision of law, no person shall be subject to a penalty for failing to comply with a collection of information if it does not display a currently valid OMB control number.

|  |                                    |                                     |                            |   |                                 |
|--|------------------------------------|-------------------------------------|----------------------------|---|---------------------------------|
| 1. REPORT DATE<br><b>1999</b>  |                                    | 2. REPORT TYPE                      |                            | 3. DATES COVERED<br><b>00-00-1999 to 00-00-1999</b> |                                 |
| 4. TITLE AND SUBTITLE<br><b>United States Air Force Statistical Digest, Fiscal Year 1999</b>   |                                    |                                     |                            | 5a. CONTRACT NUMBER                                 |                                 |
|  |                                    |                                     |                            | 5b. GRANT NUMBER                                    |                                 |
|  |                                    |                                     |                            | 5c. PROGRAM ELEMENT NUMBER                          |                                 |
| 6. AUTHOR(S)   |                                    |                                     |                            | 5d. PROJECT NUMBER                                  |                                 |
|  |                                    |                                     |                            | 5e. TASK NUMBER                                     |                                 |
|  |                                    |                                     |                            | 5f. WORK UNIT NUMBER                                |                                 |
| 7. PERFORMING ORGANIZATION NAME(S) AND ADDRESS(ES)<br><b>Operations Statistics Division,D Statistical Services,DCS Comptroller, USAF,Washington,DC</b> |                                    |                                     |                            | 8. PERFORMING ORGANIZATION REPORT NUMBER            |                                 |
| 9. SPONSORING/MONITORING AGENCY NAME(S) AND ADDRESS(ES)  |                                    |                                     |                            | 10. SPONSOR/MONITOR'S ACRONYM(S)                    |                                 |
|  |                                    |                                     |                            | 11. SPONSOR/MONITOR'S REPORT NUMBER(S)              |                                 |
| 12. DISTRIBUTION/AVAILABILITY STATEMENT<br><b>Approved for public release; distribution unlimited</b>  |                                    |                                     |                            |   |                                 |
| 13. SUPPLEMENTARY NOTES  |                                    |                                     |                            |   |                                 |
| 14. ABSTRACT   |                                    |                                     |                            |   |                                 |
| 15. SUBJECT TERMS  |                                    |                                     |                            |   |                                 |
| 16. SECURITY CLASSIFICATION OF:  |                                    |                                     | 17. LIMITATION OF ABSTRACT | 18. NUMBER OF PAGES                                 | 19a. NAME OF RESPONSIBLE PERSON |
| a. REPORT<br><b>unclassified</b>   | b. ABSTRACT<br><b>unclassified</b> | c. THIS PAGE<br><b>unclassified</b> |                            |   |                                 |




July 2000

## FOREWORD

The United States Air Force Statistical Digest has been published each year since 1948. It is the longest running continuing publication in the Air Force having first appeared one year after the Air Force was formed as a separate service. Individuals requiring a historical description of Air Force resources, organizations, and activities have found each issue an invaluable addition to their reference sources.

We welcome your comments and suggestions for improvement of future issues. Suggested new topics and/or different data arrays will be seriously considered. This is your publication - we want to make it as useful as possible. Mail your suggestions to SAF/FMC, 1130 Air Force Pentagon, Washington, D.C. 20330-1130. The FY 2000 Statistical Digest should be available for distribution in the Spring of 2001. Please note that some of the comparable data for identical time periods in this year's edition may differ from those in previous editions. This is because of updates to prior years' actuals and a thorough revisit to all cited original sources.

For more information about the office and activities of the Assistant Secretary of the Air Force (Financial Management and Comptroller) and subordinate offices, log on to the SAF/FM web site on the Internet at <http://www.saffm.hq.af.mil/>. This web site is also an excellent source of information for the entire spectrum of financial management.



Joseph T. Kammerer  
Deputy Assistant Secretary  
(Cost and Economics)



## TABLE OF CONTENTS

| TITLE  | TABLE | PAGE  |
|--|-------|-------|
| <b>SECTION A - FEDERAL GOVERNMENT</b>  |       |       |
| GROSS DOMESTIC PRODUCT COMPONENTS (CONSTANT \$)  | A-1   | 1     |
| GROSS DOMESTIC PRODUCT COMPONENTS (THEN-YEAR \$)   | A-2   | 2     |
| FEDERAL BUDGET OUTLAYS BY SUPERFUNCTION (THEN-YEAR \$)   | A-3   | 3     |
| FEDERAL RECEIPTS AND OUTLAYS (THEN-YEAR \$)  | A-4   | 4     |
| FEDERAL RECEIPTS AND OUTLAYS (CONSTANT \$)   | A-5   | 5     |
| FEDERAL BUDGET RECEIPTS BY SOURCE (THEN-YEAR \$)   | A-6   | 6     |
| THE FEDERAL GOVERNMENT DOLLAR  | A-7   | 7     |
| <b>SECTION B - DEPARTMENT OF DEFENSE (DoD)</b>   |       |       |
| DoD APPROPRIATION ACTS - DATES OF ENACTMENT  | B-1   | 8     |
| DoD TOA AND OUTLAY BUDGET TRENDS (THEN-YEAR \$)  | B-2   | 9     |
| TOTAL NATIONAL DEFENSE   | B-3   | 10    |
| DoD TOA: INVESTMENT, RESEARCH AND OPERATIONS<br>ACCOUNTS (THEN-YEAR \$)                            | B-4   | 11    |
| DoD BUDGET OUTLAYS: INVESTMENT, RESEARCH AND OPERATIONS<br>ACCOUNTS (THEN-YEAR \$)                 | B-5   | 12    |
| DoD: TOA BY SERVICE COMPONENT (THEN-YEAR \$)   | B-6   | 13    |
| DoD: OUTLAYS BY SERVICE COMPONENT (THEN-YEAR \$)   | B-7   | 14    |
| DoD TOA: PROCUREMENT BY SERVICE COMPONENT (THEN-YEAR \$)   | B-8   | 15    |
| DoD TOA: RDT&E DETAIL (THEN-YEAR \$)   | B-9   | 16    |
| DoD PERSONNEL POPULATION BY SERVICE COMPONENT  | B-10  | 17    |
| DoD PAY (AS A PERCENT OF TOTAL DoD OUTLAYS)  | B-11  | 18    |
| DEFENSE OUTLAYS vs. PAYMENTS TO INDIVIDUALS (% OF GDP/GRAPH)                                       | B-12  | 19-20 |
| DEFENSE OUTLAYS vs. PAYMENTS TO INDIVIDUALS (% OF FEDERAL OUTLAYS)                                 | B-13  | 21    |
| <b>SECTION C - AIR FORCE (AF) BUDGET</b>   |       |       |
| AF TOA AND OUTLAY TRENDS (THEN-YEAR \$)  | C-1   | 22    |
| AF OUTLAYS BY APPROPRIATION (THEN-YEAR \$)   | C-2   | 23    |
| AF TOA BY APPROPRIATION (THEN-YEAR \$)   | C-3   | 24    |
| AF TOA: PROCUREMENT, RDT&E AND MILCON APPROPRIATIONS vs.<br>ALL OTHER APPROPRIATIONS (CONSTANT \$) | C-4   | 25    |
| TOTAL AF PERSONNEL BUDGET OUTLAY TRENDS (THEN-YEAR \$)   | C-5   | 26    |
| AF DIRECT PERSONNEL COST AND END STRENGTH (THEN-YEAR \$)   | C-6   | 27    |
| TOTAL AF O&M FUNDING DETAIL BY BUDGET ACTIVITY & COMMODITY<br>GROUP (THEN-YEAR \$)                 | C-7   | 28    |
| AF TOA CHANGES (CONSTANT \$)   | C-8   | 29    |
| AF FACILITIES MAINTENANCE & REPAIR - VALUE OF<br>BACKLOG (THEN-YEAR \$)                            | C-9   | 30    |
| AF MILITARY FAMILY HOUSING DATA  | C-10  | 31    |

## TABLE OF CONTENTS


| TITLE   | TABLE | PAGE  |
|---|-------|-------|
| <b>SECTION D - AIR FORCE PERSONNEL</b>                          |       |       |
| AF MILITARY PERSONNEL   | D-1   | 32    |
| AF PERSONNEL DISTRIBUTION                                       | D-2   | 33    |
| AF PERSONNEL BY MAJCOMs, FOAs, AND DRUs                         | D-3   | 34-40 |
| AF PERSONNEL BY STATE AND COUNTRY OF ASSIGNMENT                 | D-4   | 41-47 |
| AF PERSONNEL DISTRIBUTION WITHIN MAJOR INSTALLATIONS            | D-5   | 48-56 |
| AF MANPOWER BY AF FUNCTIONAL GROUP                              | D-6   | 57-58 |
| AF ACTIVE DUTY MILITARY PERSONNEL BY GRADE                      | D-7   | 59    |
| AF MILITARY PERSONNEL BY AGE                                    | D-8   | 60    |
| AF MILITARY WOMEN BY GRADE                                      | D-9   | 61    |
| AF MILITARY MINORITY POPULATION BY GRADE                        | D-10  | 62-63 |
| AF MILITARY PERSONNEL BY ETHNIC DESCENT                         | D-11  | 64    |
| OFFICER POPULATION BY EDUCATIONAL LEVEL                         | D-12  | 65    |
| AF OFFICER PERSONNEL BY COMPETITIVE CATEGORY                    | D-13  | 66    |
| AF OFFICER PERSONNEL BY OCCUPATIONAL FIELD                      | D-14  | 67    |
| AF ACTIVE DUTY PILOTS AND NAVIGATORS , REQUIREMENTS & INVENTORY | D-15  | 68    |
| AF RATED OFFICERS ON FLYING STATUS (BY GRADE)                   | D-16  | 69    |
| AF PILOTS AND NAVIGATORS RECEIVING INCENTIVE PAY                | D-17  | 70    |
| AF PILOTS AND NAVIGATORS ACTUALLY FLYING                        | D-18  | 70    |
| AF PILOTS AND NAVIGATORS BY MAJCOM/FOA/DRU                      | D-19  | 71-73 |
| AF ENLISTED PERSONNEL BY CAREER FIELD                           | D-20  | 74    |
| AF ENLISTED FORCE BY EDUCATIONAL LEVEL                          | D-21  | 75    |
| AF NON-PRIOR SERVICE ENLISTED ACCESSIONS BY EDUCATION & GENDER  | D-22  | 76    |
| AF RESERVE PERSONNEL  | D-23  | 77-79 |
| AF MILITARY RETIREMENT PROGRAM POPULATION SUMMARY & COST        | D-24  | 80    |
| AF RETIRED MILITARY POPULATION BY GRADE                         | D-25  | 81    |
| RETIRED MILITARY POPULATION BY DISABILITY CATEGORY              | D-26  | 82    |
| CIVILIAN PERMANENT AIR FORCE POSITIONS                          | D-27  | 83    |
| KEY PERSONNEL OF THE AIR FORCE SECRETARIAT                      | D-28  | 84-87 |
| KEY AIR STAFF PERSONNEL   | D-29  | 88    |
| KEY AIR FORCE COMMANDERS  | D-30  | 89    |
| KEY FIELD OPERATING AGENCY PERSONNEL                            | D-31  | 90    |

## TABLE OF CONTENTS

| TITLE  | TABLE | PAGE    |
|--|-------|---------|
| <b>SECTION E - AIR FORCE BASES, UNITS, MATERIAL AND FLYING HOURS</b>               |       |         |
| TOTAL AIRCRAFT INVENTORY (TAI) TRENDS  | E-1   | 91      |
| AF TOTAL AIRCRAFT INVENTORY BY MISSION   | E-2   | 92      |
| ICBM INVENTORY   | E-3   | 92      |
| AF SQUADRONS BY MISSION AREA   | E-4   | 93      |
| AIRCRAFT & MISSILE PROCUREMENT   | E-5   | 94      |
| AF SELECTED TOTAL AIRCRAFT INVENTORY BY MISSION/DESIGNATION                        | E-6   | 95-97   |
| AF RESERVE SELECTED TAI BY MISSION/DESIGNATION                                     | E-7   | 98      |
| AIR NATIONAL GUARD SELECTED TAI BY MISSION/DESIGNATION                             | E-8   | 99      |
| AF RESERVE FLYING UNIT LOCATIONS BY STATE  | E-9   | 100     |
| AIR NATIONAL GUARD FLYING UNIT LOCATIONS BY STATE AND TERRITORY                    | E-10  | 101     |
| FLYING HOURS STRATIFIED BY REGULAR AND RESERVE FORCES,<br>MAJCOM AND FOA           | E-11  | 102     |
| AF FLYING HOURS STRATIFIED BY AIRCRAFT MISSION/DESIGNATION                         | E-12  | 103-104 |
| AF RESERVE FLYING HOURS STRATIFIED BY MISSION/DESIGNATION                          | E-13  | 105     |
| ANG FLYING HOURS STRATIFIED BY MISSION/DESIGNATION                                 | E-14  | 106     |
| AF AVERAGE AIRCRAFT AGE TRENDS   | E-15  | 107     |
| REGULAR AF AVERAGE AGE OF AIRCRAFT BY MISSION/DESIGNATION                          | E-16  | 108-109 |
| AF RESERVE AVERAGE AGE OF AIRCRAFT BY MISSION/DESIGNATION                          | E-17  | 110     |
| ANG AVERAGE AGE OF AIRCRAFT BY MISSION/DESIGNATION                                 | E-18  | 111     |
| AVERAGE AGE OF MISSILES AND DRONES BY MISSION/DESIGNATION                          | E-19  | 112     |
| AIR FORCE INSTALLATION POSTURE   | E-20  | 113     |
| AIRCRAFT MISHAP AND DESTROY RATES  | E-21  | 114     |
| <b>SECTION F - AIR FORCE INDICES, RATES AND FACTORS</b>                            |       |         |
| GDP DEFLATOR, CONSUMER PRICE INDEX (CPI) AND CORE PRODUCER<br>PRICE INDEX (PPI)    | F-1   | 115     |
| ANNUAL % CHANGE IN CONSUMER PRICE INDICES  | F-2   | 116     |
| USAF RAW INFLATION INDICES BASED ON OSD INFLATION RATES                            | F-3   | 117     |
| USAF WEIGHTED INFLATION INDICES BASED ON OSD INFLATION AND<br>OUTLAY RATES         | F-4   | 118     |
| MILITARY MONTHLY BASIC PAY BY GRADE & YEARS OF SERVICE                             | F-5   | 119     |
| MILITARY MONTHLY BASIC ALLOWANCE FOR QUARTERS & BASIC<br>ALLOWANCE FOR SUBSISTENCE | F-6   | 120     |
| MILITARY ANNUAL STANDARD COMPOSITE PAY   | F-7   | 121     |
| AF MILITARY STANDARD COMPOSITE PAY TRENDS  | F-8   | 122     |
| CIVILIAN PAY SCHEDULE  | F-9   | 123     |
| MILITARY AND CIVILIAN PAY INCREASE TRENDS  | F-10  | 124     |



# SECTION A



**FEDERAL GOVERNMENT**

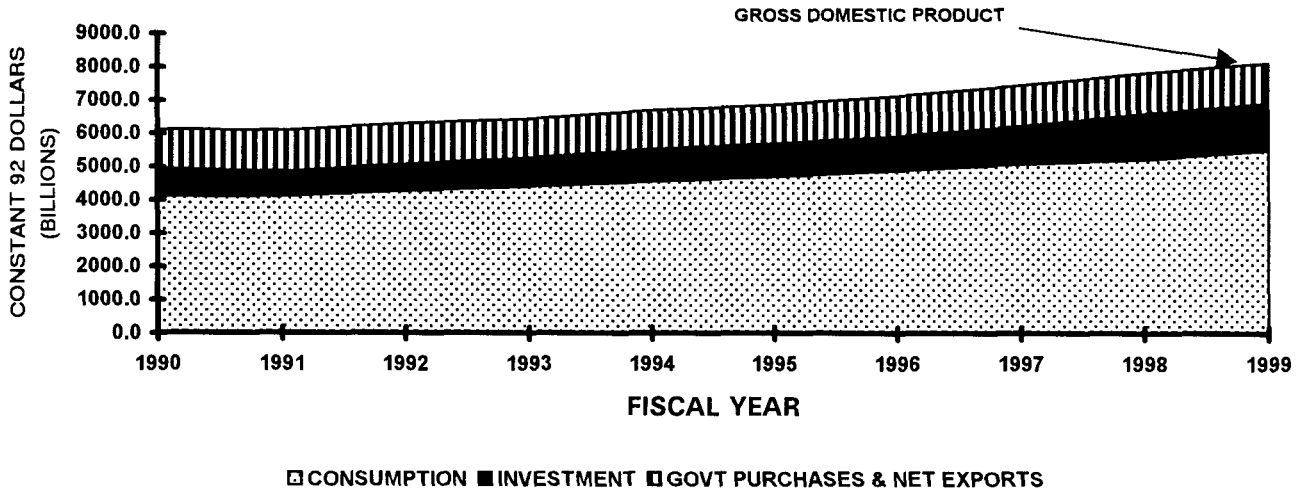


Table A-1

**GROSS DOMESTIC PRODUCT COMPONENTS**  
(CONSTANT 92 DOLLARS IN BILLIONS)  
(1)

| CALENDAR YEAR | GDP    | CONSUMPTION | INVESTMENT | GOVERNMENT PURCHASES |                | NET EXPORTS |
|---------------|--------|-------------|------------|----------------------|----------------|-------------|
|               |        |             |            | DEFENSE              | NonDEFENSE (2) |             |
| 1990          | 6131.0 | 4098.1      | 853.6      | 398.3                | 857.1          | -76.1       |
| 1991          | 6118.5 | 4110.6      | 761.3      | 396.6                | 871.2          | -21.2       |
| 1992          | 6318.9 | 4270.1      | 799.8      | 380.3                | 898.6          | -29.9       |
| 1993          | 6465.8 | 4396.4      | 863.9      | 355.6                | 909.7          | -59.8       |
| 1994          | 6725.3 | 4566.5      | 975.7      | 338.1                | 933.0          | -88.0       |
| 1995          | 6912.9 | 4717.2      | 987.8      | 327.9                | 961.9          | -81.8       |
| 1996          | 7161.4 | 4883.9      | 1047.1     | 330.9                | 988.5          | -88.9       |
| 1997          | 7491.2 | 5086.5      | 1146.9     | 325.1                | 1022.3         | -89.6       |
| 1998          | 7809.3 | 5213.7      | 1379.3     | 308.0                | 1049.0         | -140.7      |
| 1999          | 8136.1 | 5501.1      | 1426.8     | 320.4                | 1112.4         | -224.6      |

**GDP MAJOR COMPONENTS**



FOOTNOTES:

- (1) May not add due to rounding.
- (2) Includes purchases of federal, state, and local governments.

SOURCE: URL <http://www.bea.doc.gov/bea/dn/gdplev.htm>

OPR: SAF/FMCEE, Mr. Sarangan, (703) 697-5870 or DSN 227-5870

Table A-2

**GROSS DOMESTIC PRODUCT COMPONENTS  
(TYS BILLIONS)**

| CALENDAR YEAR | GDP    | CONSUMPTION | INVESTMENT | GOVERNMENT PURCHASES |           | NET EXPORTS |
|---------------|--------|-------------|------------|----------------------|-----------|-------------|
|               |        |             |            | DEFENSE              | OTHER (1) |             |
| 1990          | 5803.2 | 3879.0      | 808.0      | 377.0                | 811.3     | -72.0       |
| 1991          | 5986.2 | 4021.8      | 744.8      | 388.0                | 852.4     | -20.7       |
| 1992          | 6318.9 | 4270.1      | 799.8      | 380.3                | 898.6     | -29.9       |
| 1993          | 6642.3 | 4516.5      | 887.4      | 365.3                | 934.5     | -61.5       |
| 1994          | 7054.3 | 4789.9      | 1023.5     | 354.6                | 978.7     | -92.3       |
| 1995          | 7400.5 | 5049.9      | 1057.5     | 351.0                | 1029.8    | -87.6       |
| 1996          | 7813.2 | 5328.4      | 1142.4     | 361.0                | 1078.5    | -97.0       |
| 1997          | 8300.8 | 5636.2      | 1270.9     | 360.2                | 1132.8    | -99.3       |
| 1998          | 8759.9 | 5848.4      | 1547.1     | 345.5                | 1176.7    | -157.8      |
| 1999          | 9256.1 | 6258.3      | 1623.2     | 364.6                | 1265.5    | -255.5      |

**GDP MAJOR COMPONENTS**



CONSUMPTION 
  INVESTMENT 
  GOVT PURCHASES & NET EXPORTS

FOOTNOTE: (1) Includes federal non-defense and state and local government purchases.

(Note 1999 figures are the March 2000 estimates)

Gross Domestic Product line on chart represents the sum of the three components.

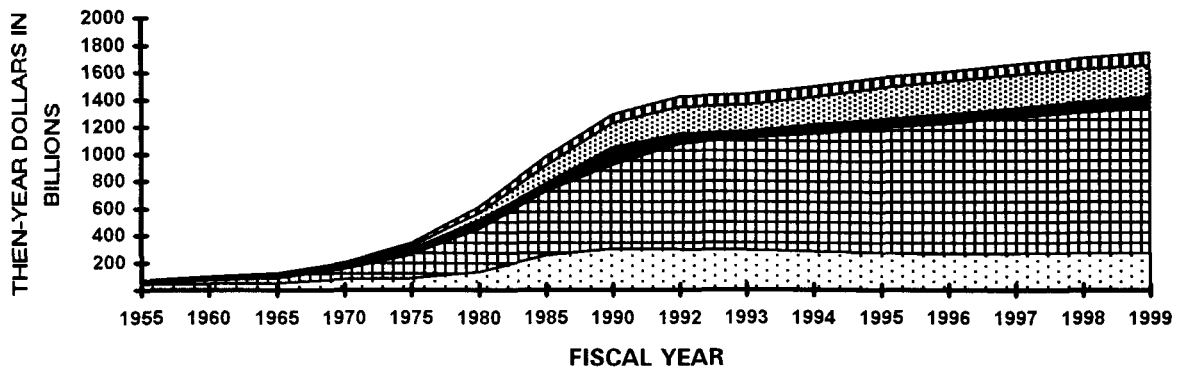
SOURCE: URL <http://www.bea.doc.gov/bea/dn/gdplev.htm>

Table A-3

**FEDERAL BUDGET OUTLAYS BY SUPERFUNCTION**  
(Then-Year Dollars in Billions)

| FISCAL YEAR | NATIONAL DEFENSE | HUMAN RESOURCES<br>(1) | PHYSICAL RESOURCES<br>(2) | NET INTEREST | OTHER<br>(3) | TOTAL<br>(4) |
|-------------|------------------|------------------------|---------------------------|--------------|--------------|--------------|
| 1955        | 42.7             | 14.9                   | 2.7                       | 4.9          | 6.7          | 68.4         |
| 1960        | 48.1             | 26.2                   | 8.0                       | 6.9          | 7.8          | 92.2         |
| 1965        | 50.6             | 36.6                   | 11.3                      | 8.6          | 17.1         | 118.2        |
| 1970        | 81.7             | 75.3                   | 15.6                      | 14.4         | 17.3         | 195.6        |
| 1975        | 86.5             | 173.2                  | 35.4                      | 23.2         | 27.5         | 332.3        |
| 1980        | 134.0            | 313.4                  | 66.0                      | 52.5         | 45.0         | 591.0        |
| 1985        | 252.7            | 471.8                  | 56.9                      | 129.5        | 68.2         | 946.5        |
| 1990        | 299.3            | 619.3                  | 126.0                     | 184.2        | 60.9         | 1253.2       |
| 1992        | 298.4            | 772.4                  | 75.6                      | 199.4        | 75.1         | 1381.7       |
| 1993        | 291.1            | 827.5                  | 46.8                      | 198.8        | 82.6         | 1409.4       |
| 1994        | 281.6            | 869.4                  | 70.6                      | 203.0        | 74.9         | 1461.7       |
| 1995        | 272.1            | 923.8                  | 59.2                      | 232.2        | 73.0         | 1515.7       |
| 1996        | 265.7            | 958.3                  | 64.1                      | 241.1        | 68.8         | 1560.3       |
| 1997        | 270.5            | 1002.4                 | 59.9                      | 244.0        | 74.4         | 1601.2       |
| 1998        | 268.4            | 1033.4                 | 74.7                      | 241.2        | 82.1         | 1652.6       |
| 1999        | 274.9            | 1058.9                 | 81.9                      | 229.7        | 98.1         | 1703.0       |

**FEDERAL BUDGET OUTLAYS BY SUPERFUNCTION**



□ NATIONAL DEFENSE □ HUMAN RESOURCES ■ PHYSICAL RESOURCES ▣ NET INTEREST ▤ OTHER

**FOOTNOTES:**

- (1) Human Resources includes education, training, employment; health; medicare; income security; social security; and veterans benefits and services.
- (2) Physical Resources includes energy; natural resources and environment; commerce and housing credit; transportation; and community and regional development.
- (3) Other Functions includes international affairs; general science, space, and technology; agriculture; administration of justice; general government; and undistributed offsetting receipts.
- (4) Totals may not add due to rounding.

**SOURCE:**

Table 3.1, Outlays by Superfunction and Function: 1940-2005. Historical Tables, FY 2001 Budget of the United States Government, page 49.

URL <http://www.access.gpo.gov/usbudget/fy2001/maindown.html>

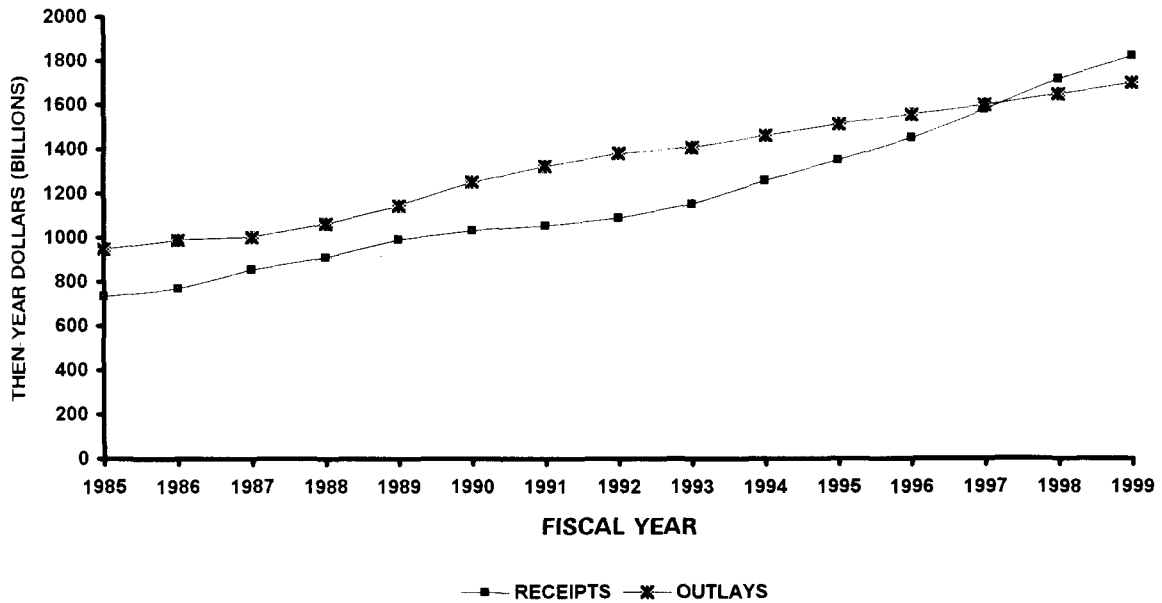
OPR: SAF/FMCEE, Mr. Sarangan, (703) 697-5870 or DSN 227- 5870

Table A-4

**FEDERAL RECEIPTS AND OUTLAYS**  
(TYS BILLIONS)

| FISCAL YEAR | RECEIPTS | OUTLAYS | DEFICIT/SURPLUS |
|-------------|----------|---------|-----------------|
| 1985        | 734.1    | 946.4   | -212.3          |
| 1986        | 769.2    | 990.5   | -221.3          |
| 1987        | 854.4    | 1004.1  | -149.7          |
| 1988        | 909.3    | 1064.5  | -155.2          |
| 1989        | 991.2    | 1143.7  | -152.5          |
| 1990        | 1032.0   | 1253.2  | -221.2          |
| 1991        | 1055.0   | 1324.4  | -269.4          |
| 1992        | 1091.3   | 1381.7  | -290.4          |
| 1993        | 1154.4   | 1409.4  | -255.0          |
| 1994        | 1258.6   | 1461.7  | -203.1          |
| 1995        | 1351.8   | 1515.7  | -163.9          |
| 1996        | 1453.1   | 1560.5  | -107.4          |
| 1997        | 1579.3   | 1601.2  | -21.9           |
| 1998        | 1721.8   | 1652.6  | 69.2            |
| 1999        | 1827.5   | 1703.0  | 124.5           |

**FEDERAL RECEIPTS AND OUTLAYS**



FOOTNOTE:

(1) Deficit may not add due to off budget outlays and interfund transactions.

SOURCE: Table 1.1 Outlays by Superfunction and Function: 1940-2005. Historical Tables, FY 2001 Budget of the United States Government, page 19.

URL <http://www.access.gpo.gov/usbudget/fy2001/maindown.html>

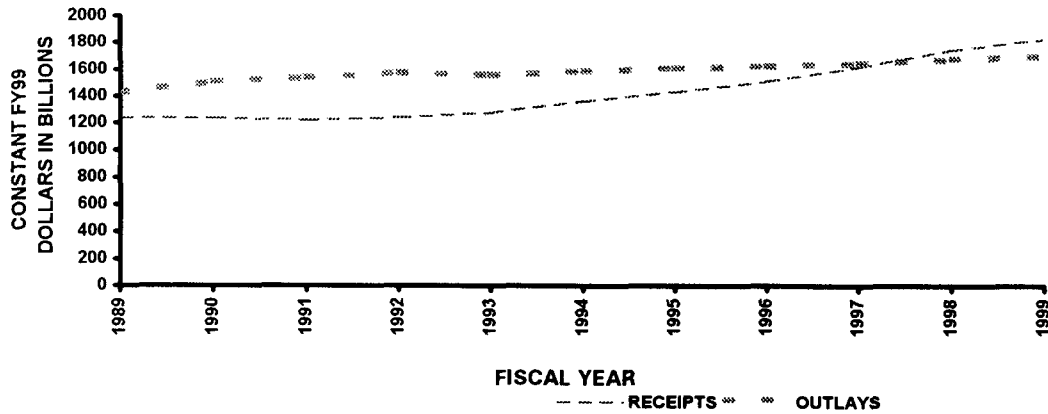
OPR: SAF/FMCEE, Mr. Sarangan, (703) 697-5870 DSN 227-5870

Table A-5

**FEDERAL RECEIPTS AND OUTLAYS**  
(CONSTANT 99 DOLLARS IN BILLIONS)

| FISCAL YEAR | GDP DEFLATOR | CONSTANT RECEIPTS | CONSTANT OUTLAYS | DEFICIT (1) |
|-------------|--------------|-------------------|------------------|-------------|
| 1989        | 0.801        | 1238.1            | 1428.5           | -190.5      |
| 1990        | 0.832        | 1240.5            | 1506.4           | -265.9      |
| 1991        | 0.860        | 1226.7            | 1540.0           | -313.2      |
| 1992        | 0.879        | 1242.1            | 1572.6           | -330.5      |
| 1993        | 0.902        | 1279.6            | 1562.2           | -282.7      |
| 1994        | 0.921        | 1366.3            | 1586.8           | -220.5      |
| 1995        | 0.941        | 1436.9            | 1611.1           | -174.2      |
| 1996        | 0.958        | 1516.6            | 1628.7           | -112.1      |
| 1997        | 0.974        | 1621.4            | 1643.9           | -22.5       |
| 1998        | 0.986        | 1747.1            | 1676.9           | 70.2        |
| 1999        | 1.000        | 1827.5            | 1703.0           | 124.5       |

**FEDERAL RECEIPTS AND OUTLAYS**



**FOOTNOTES:**

(1) Deficits may not add due to off-budget outlays and interfund transactions.

SOURCE: Table 1.3 Outlays by Superfunction and Function: 1940-2005. Historical Tables, FY 2001 Budget of the United States Government, page 23.

URL <http://www.access.gpo.gov/usbudget/fy2001/maindown.html>


OPR: SAF/FMCEE, Mr. Sarangan, (703) 697-5870 or DSN 227-5870

Table A-6

**FEDERAL BUDGET RECEIPTS BY SOURCE**  
(Then-Year Dollars in Billions)

| FISCAL YEAR | INDIVIDUAL INCOME TAXES | CORPORATE INCOME TAXES | EXCISE TAXES (1) | SOCIAL INSURANCE CONTRIBUTION (2) | OTHER (3) | TOTAL  |
|-------------|-------------------------|------------------------|------------------|-----------------------------------|-----------|--------|
| 1968        | 68.7                    | 28.7                   | 14.1             | 33.9                              | 7.6       | 153.0  |
| 1970        | 90.4                    | 32.8                   | 15.7             | 44.4                              | 9.5       | 192.8  |
| 1972        | 94.7                    | 32.2                   | 15.5             | 52.6                              | 12.4      | 207.4  |
| 1974        | 119.0                   | 38.6                   | 16.8             | 75.1                              | 13.7      | 263.2  |
| 1976 (4)    | 131.6                   | 41.4                   | 17.0             | 90.8                              | 17.3      | 298.1  |
| 1978        | 181.0                   | 60.0                   | 18.4             | 121.0                             | 19.3      | 399.7  |
| 1980        | 244.1                   | 64.6                   | 24.3             | 157.8                             | 26.3      | 517.1  |
| 1982        | 297.7                   | 49.2                   | 36.3             | 201.5                             | 33.0      | 617.7  |
| 1984        | 298.4                   | 56.9                   | 37.4             | 239.4                             | 34.4      | 666.5  |
| 1985        | 334.5                   | 61.3                   | 36.0             | 265.2                             | 37.0      | 734.0  |
| 1986        | 349.0                   | 63.1                   | 32.9             | 283.9                             | 40.2      | 769.1  |
| 1987        | 392.6                   | 83.9                   | 32.5             | 303.3                             | 41.9      | 854.2  |
| 1988        | 401.2                   | 94.5                   | 35.2             | 334.3                             | 43.7      | 908.9  |
| 1989        | 445.7                   | 103.3                  | 34.4             | 359.4                             | 47.9      | 990.7  |
| 1990        | 466.9                   | 93.5                   | 35.3             | 380.0                             | 55.5      | 1031.2 |
| 1991        | 467.8                   | 98.1                   | 42.4             | 396.0                             | 49.9      | 1054.2 |
| 1992        | 476.0                   | 100.3                  | 45.6             | 413.7                             | 55.0      | 1090.6 |
| 1993        | 509.7                   | 117.5                  | 48.1             | 428.3                             | 50.0      | 1153.6 |
| 1994        | 543.1                   | 140.4                  | 55.2             | 461.5                             | 57.6      | 1257.8 |
| 1995        | 590.2                   | 157.0                  | 57.5             | 484.5                             | 66.0      | 1355.2 |
| 1996        | 656.4                   | 171.8                  | 54.0             | 509.4                             | 61.4      | 1453.0 |
| 1997        | 672.7                   | 176.2                  | 57.2             | 535.8                             | 63.5      | 1505.4 |
| 1998        | 829.0                   | 189.0                  | 58.0             | 572.0                             | 75.0      | 1723.0 |
| 1999        | 879.5                   | 184.7                  | 70.4             | 611.8                             | 81.0      | 1827.4 |

**FEDERAL RECEIPTS BY SOURCE**



FOOTNOTES: (1) Excise Taxes: Federal Funds (alcohol, tobacco, & other excise taxes); Trust Funds (i.e., highway, airport & airway (1971-present), and Black lung disability (1978-present)).  
 (2) Social Insurance Taxes and Contributions: Employment Taxes & Contributions (i.e., old-age & survivors ins., disability ins., hospital ins., railroad retirement/pension fund, and railroad soc. sec. equivalent account (1985-present); Unemployment Insurance; and Other Retirement Contributions (i.e., employee/employer contributions & contributions for non-Federal employees).  
 (3) Other: Estates, gift taxes, customs duties, and other functions.  
 (4) FY 76 excludes Transition Quarter.

SOURCE: Table 2.1, Receipts by Source: 1934-2005, Historical Tables, FY2001 Budget of the United States Government, page 27.

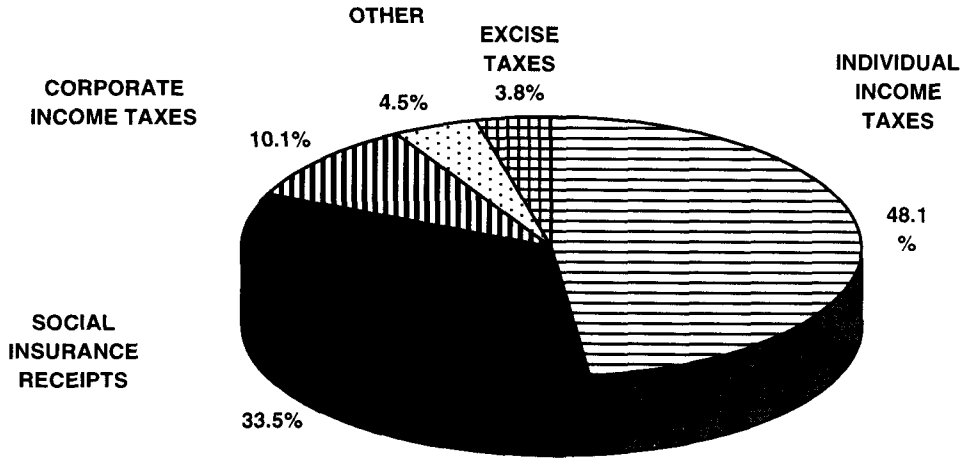
URL <http://www.access.gpo.gov/usbudget/fy2001/maindown.html>

OPR: SAF/FMCE, Mr. Sarangan, (703) 697-5870 or DSN 227-5870

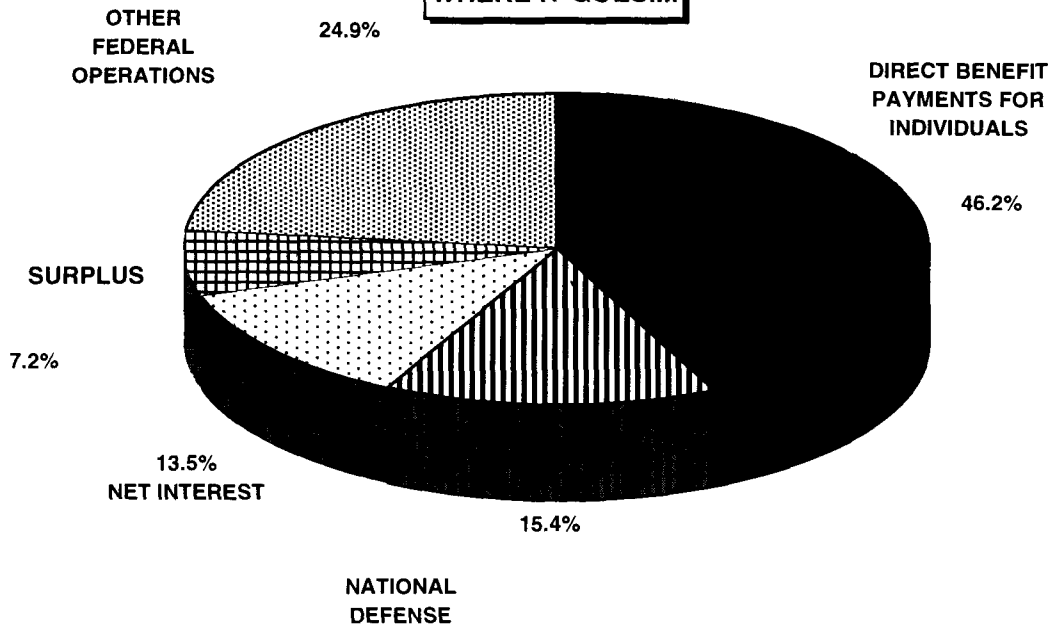
Table A-7

**THE FEDERAL GOVERNMENT DOLLAR  
FISCAL YEAR 1999**

**WHERE IT COMES FROM....**



**WHERE IT GOES....**



NOTE: Receipts \$1,827 Billion, Outlays \$1,703 Billion, Outlays total greater than 100% due to surplus.

SOURCE: Budget of the United States Government, FY2001,  
"A Citizen's Guide to the Federal Budget" ; Charts 2.3 and 2.6  
URL: <http://w3.access.gpo.gov/usbudget/fy2001/maindown.html>  
OPR: SAF/FMCE, Mr. Sarangan, (703) 697-5870 or DSN 227-5870



# SECTION B



**DEPARTMENT OF DEFENSE**  
**DoD**

Table B-1

**DoD APPROPRIATION ACTS  
DATES OF ENACTMENT**

| FY   |     | EFFECTIVE DATE    | P.L. DESIGNATION |
|------|-----|-------------------|------------------|
| 1975 |     | 8 October 1974    | P.L. 93-437      |
| 1976 | (1) | 9 February 1976   | P.L. 94-212      |
| 1977 |     | 22 September 1976 | P.L. 94-419      |
| 1978 |     | 21 September 1977 | P.L. 95-111      |
| 1979 |     | 13 October 1978   | P.L. 95-457      |
| 1980 |     | 21 December 1979  | P.L. 96-154      |
| 1981 |     | 15 December 1980  | P.L. 96-527      |
| 1982 |     | 29 December 1981  | P.L. 97-114      |
| 1983 |     | 21 December 1982  | P.L. 97-377      |
| 1984 |     | 8 December 1983   | P.L. 98-212      |
| 1985 |     | 12 October 1984   | P.L. 98-473      |
| 1986 |     | 19 December 1985  | P.L. 99-190      |
| 1987 |     | 18 October 1986   | P.L. 99-500      |
| 1988 |     | 22 December 1987  | P.L. 100-202     |
| 1989 |     | 1 October 1988    | P.L. 100-463     |
| 1990 |     | 1 November 1989   | P.L. 101-165     |
| 1991 |     | 5 November 1990   | P.L. 101-511     |
| 1992 |     | 26 November 1991  | P.L. 102-172     |
| 1993 |     | 6 October 1992    | P.L. 102-396     |
| 1994 |     | 11 November 1993  | P.L. 103-139     |
| 1995 |     | 30 September 1994 | P.L. 103-335     |
| 1996 |     | 1 December 1995   | P.L. 104-621     |
| 1997 |     | 30 September 1996 | P.L. 104-208     |
| 1998 |     | 8 October 1997    | P.L. 105-56      |
| 1999 |     | 17 October 1998   | P.L. 105-262     |

FOOTNOTE: (1) After FY76 Fiscal Year changed from 1 July - 30 June to 1 October - 30 September.

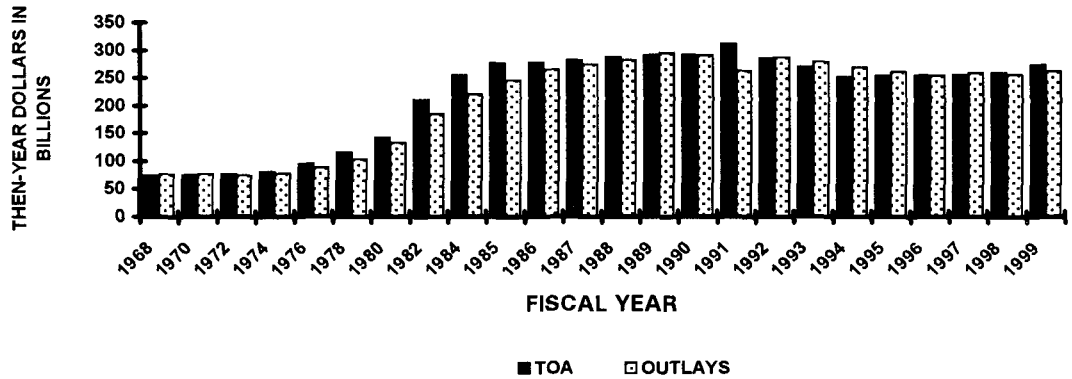
OPR: SAF/FMBMM, Ms. Karen Raver, (703) 695-4939 or DSN 225-4939

Table B-2

**DoD TOA AND OUTLAY BUDGET TRENDS**  
(Then-Year Dollars in Billions)

| FISCAL YEAR |     | TOA   | OUTLAYS |
|-------------|-----|-------|---------|
| 1968        |     | 75.0  | 77.3    |
| 1970        |     | 75.5  | 77.1    |
| 1972        |     | 76.5  | 75.1    |
| 1974        |     | 81.7  | 77.6    |
| 1975        | (1) | 95.7  | 87.9    |
| 1978        |     | 116.1 | 103.0   |
| 1980        |     | 142.0 | 132.8   |
| 1982        |     | 210.7 | 184.5   |
| 1984        |     | 255.3 | 220.8   |
| 1985        |     | 276.2 | 245.4   |
| 1986        |     | 278.1 | 265.6   |
| 1987        |     | 282.7 | 274.0   |
| 1988        |     | 287.8 | 281.9   |
| 1989        |     | 291.5 | 294.9   |
| 1990        |     | 291.4 | 289.8   |
| 1991        |     | 310.6 | 262.4   |
| 1992        |     | 285.2 | 286.6   |
| 1993        |     | 269.7 | 278.6   |
| 1994        |     | 251.3 | 269.0   |
| 1995        |     | 254.0 | 260.6   |
| 1996        |     | 255.0 | 253.3   |
| 1997        |     | 254.2 | 258.3   |
| 1998        |     | 259.1 | 256.1   |
| 1999        |     | 272.7 | 261.4   |

**DoD TOA & OUTLAY TRENDS**



FOOTNOTE: (1) Excludes FY 76 Transition Quarter.

SOURCE: National Defense Budget Estimates for FY 2001, Published March 2000 by Office of the Under Secretary of Defense (Comptroller), page 4.

Table B-3

**TOTAL NATIONAL DEFENSE**  
(Current Dollars in Billions)

|                               | FY 99        | FY 00        | FY 01        | FY 02        | FY 03        | FY 04        | FY 05        |
|-------------------------------|--------------|--------------|--------------|--------------|--------------|--------------|--------------|
| <b>BUDGET AUTHORITY</b>       |              |              |              |              |              |              |              |
| DoD-051                       | 278.4        | 279.9        | 291.1        | 294.8        | 300.9        | 308.3        | 316.4        |
| DoE and Other                 | 13.7         | 13.4         | 14.3         | 14.4         | 14.7         | 15.1         | 15.3         |
| <b>TOTAL NATIONAL DEFENSE</b> | <b>292.1</b> | <b>293.3</b> | <b>305.4</b> | <b>309.2</b> | <b>315.6</b> | <b>323.4</b> | <b>331.7</b> |
| <b>OUTLAYS</b>                |              |              |              |              |              |              |              |
| DoD-051                       | 261.4        | 277.5        | 277.5        | 284.3        | 293.0        | 301.9        | 315.8        |
| DoE and Other                 | 13.5         | 13.2         | 13.7         | 14.1         | 14.3         | 14.7         | 14.9         |
| <b>TOTAL NATIONAL DEFENSE</b> | <b>274.9</b> | <b>290.7</b> | <b>291.2</b> | <b>298.4</b> | <b>307.3</b> | <b>316.6</b> | <b>330.7</b> |

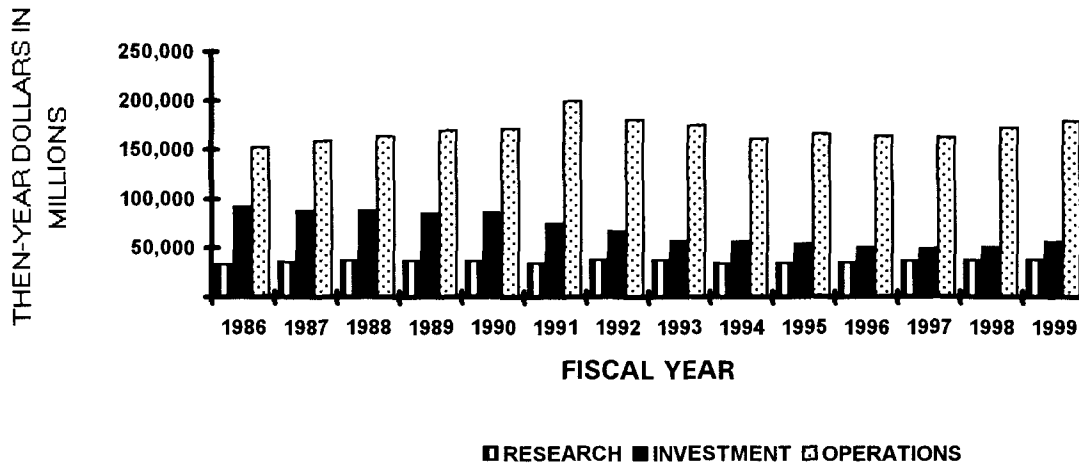
SOURCE: National Defense Budget Estimates for FY 2001, Published March 2000, by Office of the Under Secretary of Defense (Comptroller), Table 1-2, page 5.

Table B-4

**DoD TOTAL OBLIGATIONAL AUTHORITY (TOA):  
INVESTMENT, RESEARCH AND OPERATIONS ACCOUNTS**  
(Then-Year Dollars in Millions)

| FISCAL YEAR | RESEARCH | INVESTMENT<br>(1) | OPERATIONS<br>(2) | TOTAL   |
|-------------|----------|-------------------|-------------------|---------|
| 1986        | 33,550   | 92,344            | 152,269           | 278,163 |
| 1987        | 35,720   | 88,182            | 158,604           | 282,506 |
| 1988        | 37,027   | 88,160            | 163,411           | 288,598 |
| 1989        | 37,506   | 85,517            | 169,168           | 292,191 |
| 1990        | 36,632   | 86,477            | 170,707           | 293,816 |
| 1991        | 34,870   | 75,231            | 199,020           | 309,121 |
| 1992        | 38,116   | 67,516            | 180,422           | 286,054 |
| 1993        | 37,828   | 57,703            | 174,463           | 269,994 |
| 1994        | 34,706   | 56,968            | 160,278           | 251,952 |
| 1995        | 34,455   | 54,311            | 165,187           | 253,953 |
| 1996        | 35,204   | 50,565            | 162,931           | 248,700 |
| 1997        | 36,503   | 49,168            | 162,021           | 247,692 |
| 1998        | 37,184   | 50,353            | 171,586           | 259,123 |
| 1999        | 38,104   | 55,918            | 178,707           | 272,729 |

**DoD TOA INVESTMENT, RESEARCH, & OPERATIONS ACCOUNTS**



**FOOTNOTES:**

(1) Procurement and MILCON appropriations.

(2) Operations includes all other appropriations (i.e., military personnel, O&M, family housing, spec. foreign currency, & rev. and management funds).

**SOURCE:**

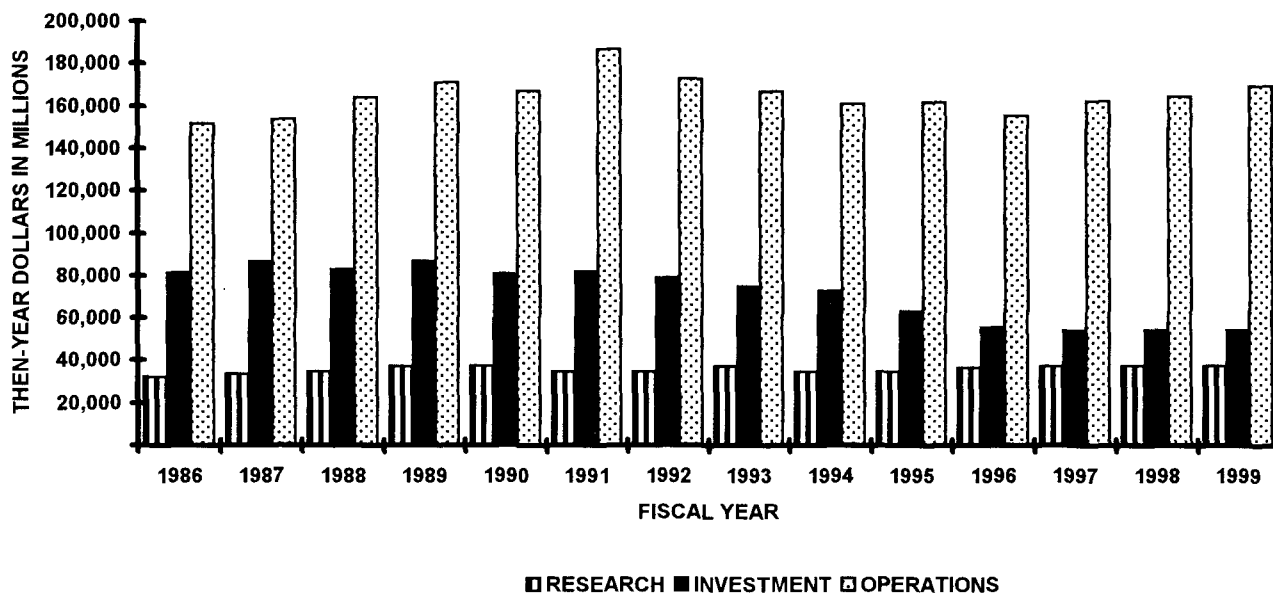
National Defense Budget Estimates for FY 2001, Published March 2000 by Office of the Under Secretary of Defense (Comptroller), Table 6-6, pages 82-88

Table B-5

**DoD BUDGET OUTLAYS:  
INVESTMENT, RESEARCH, AND OPERATIONS ACCOUNTS  
(Then-Year Dollars in Millions)**

| FISCAL YEAR | RESEARCH | INVESTMENT<br>(1) | OPERATIONS<br>(2) | TOTAL   |
|-------------|----------|-------------------|-------------------|---------|
| 1986        | 32,283   | 81,584            | 151,822           | 265,689 |
| 1987        | 33,596   | 86,597            | 153,814           | 274,007 |
| 1988        | 34,792   | 83,040            | 164,103           | 281,935 |
| 1989        | 37,002   | 86,895            | 170,983           | 294,880 |
| 1990        | 37,458   | 80,972            | 167,142           | 285,572 |
| 1991        | 34,589   | 82,028            | 186,670           | 303,287 |
| 1992        | 34,632   | 79,143            | 172,858           | 286,633 |
| 1993        | 36,968   | 74,767            | 166,840           | 278,575 |
| 1994        | 34,786   | 72,832            | 161,017           | 268,635 |
| 1995        | 34,710   | 63,164            | 161,689           | 259,563 |
| 1996        | 36,561   | 55,596            | 155,323           | 247,480 |
| 1997        | 37,026   | 53,879            | 162,187           | 253,092 |
| 1998        | 37,423   | 54,260            | 164,453           | 256,136 |
| 1999        | 37,362   | 54,343            | 169,674           | 261,379 |

**DoD BUDGET OUTLAYS**



**FOOTNOTES:**

- (1) Procurement and MILCON appropriations.
- (2) Operations includes all other appropriations (i.e., military personnel, O&M, family housing, spec. foreign currency, & rev. and management funds).

**SOURCE:**

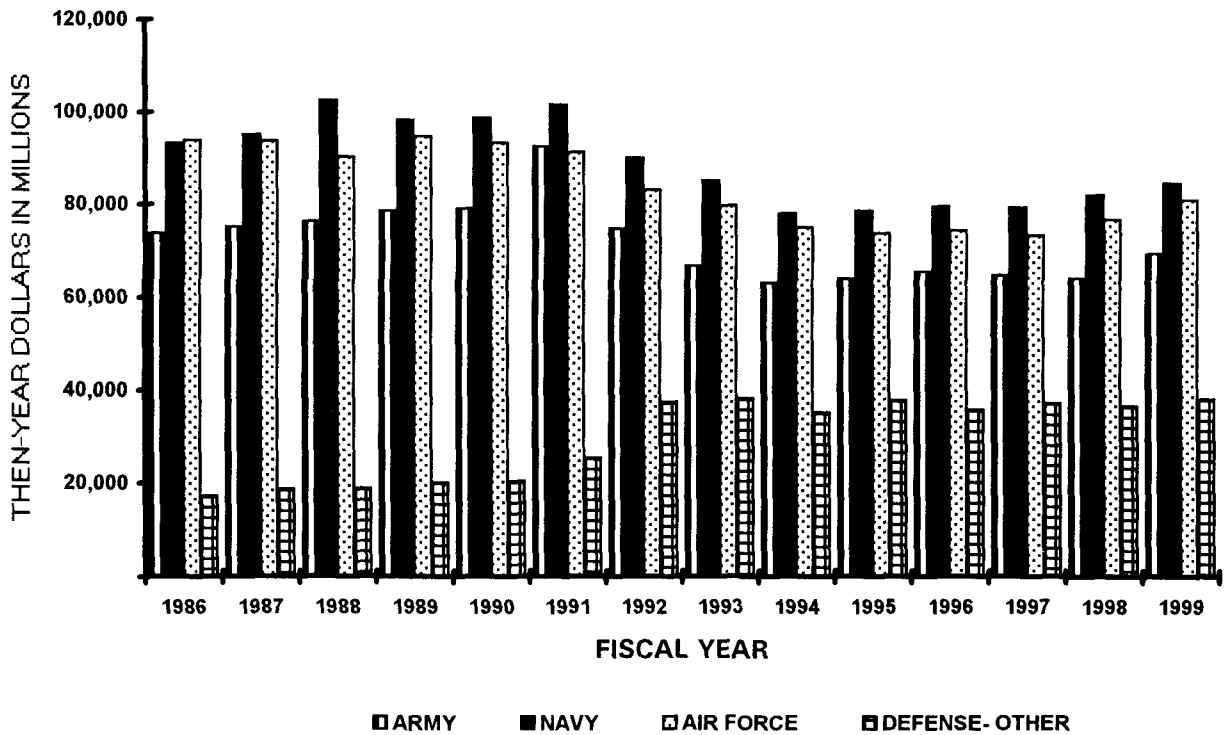
National Defense Budget Estimates for FY 2001, Published March 2000 by Office of the Under Secretary of Defense (Comptroller), Table 6-6, pages 82-89.

Table B-6

**DoD: TOTAL OBLIGATIONAL AUTHORITY BY SERVICE COMPONENT**  
(Then-Year Dollars in Millions)

| FISCAL YEAR | ARMY   | NAVY    | AIR FORCE | DEFENSE OTHER | TOTAL   |
|-------------|--------|---------|-----------|---------------|---------|
| 1986        | 73,770 | 93,259  | 93,932    | 17,178        | 278,139 |
| 1987        | 75,241 | 95,132  | 93,621    | 18,723        | 282,717 |
| 1988        | 76,346 | 102,364 | 90,268    | 18,827        | 287,805 |
| 1989        | 78,562 | 98,195  | 94,713    | 20,069        | 291,539 |
| 1990        | 79,131 | 98,597  | 93,244    | 20,384        | 291,356 |
| 1991        | 92,498 | 101,477 | 91,189    | 25,457        | 310,621 |
| 1992        | 74,709 | 89,927  | 83,048    | 37,510        | 285,194 |
| 1993        | 66,731 | 84,995  | 79,566    | 38,364        | 269,656 |
| 1994        | 63,087 | 77,981  | 74,938    | 35,334        | 251,340 |
| 1995        | 63,953 | 78,585  | 73,773    | 37,904        | 254,215 |
| 1996        | 65,463 | 79,560  | 74,230    | 35,800        | 255,053 |
| 1997        | 64,664 | 79,171  | 73,170    | 37,181        | 254,186 |
| 1998        | 64,001 | 81,958  | 76,543    | 36,620        | 259,122 |
| 1999        | 69,331 | 84,398  | 80,862    | 38,138        | 272,729 |

**DoD TOA BY SERVICE**



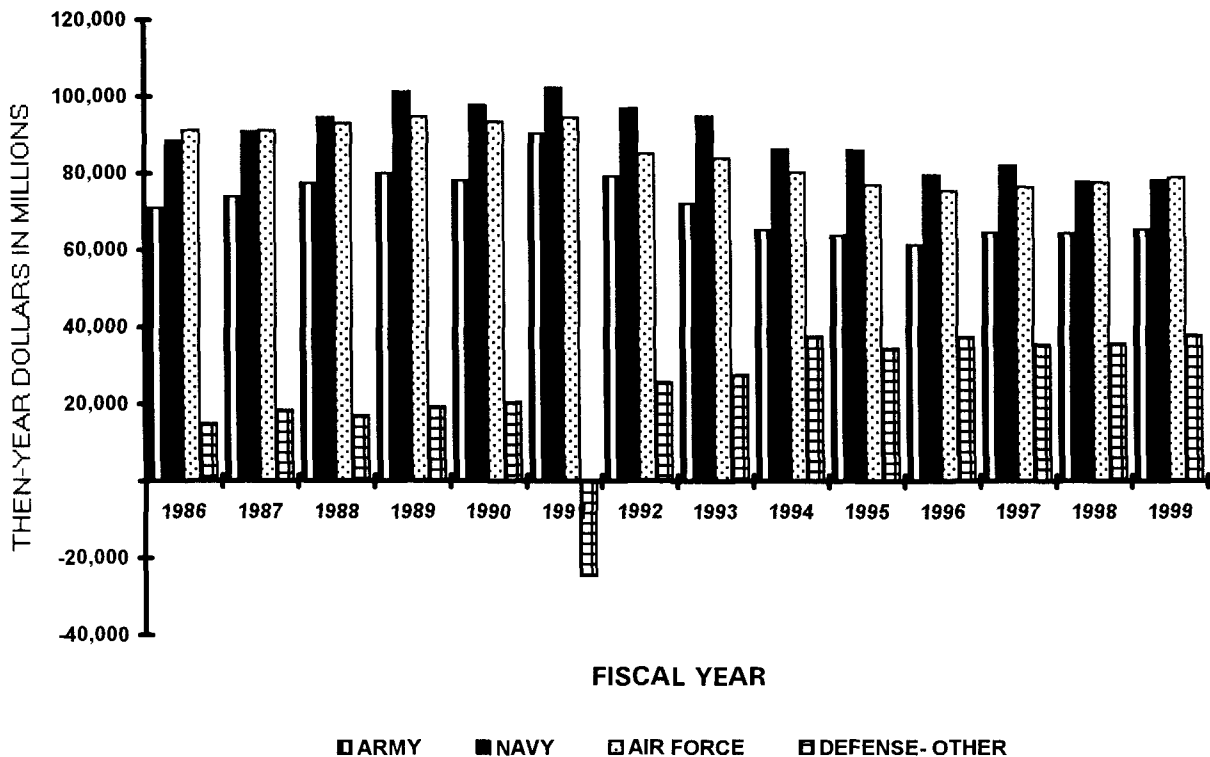
SOURCE: National Defense Budget Estimates for FY 2001, Published March 2000 by Office of the Under Secretary of Defense (Comptroller) Table 6-3, pages 78-79.

Table B-7

**DoD: OUTLAYS BY SERVICE COMPONENT**  
(Then-Year Dollars in Millions)

| FISCAL YEAR | ARMY   | NAVY    | AIR FORCE | DEFENSE OTHER | TOTAL   |
|-------------|--------|---------|-----------|---------------|---------|
| 1986        | 71,107 | 88,492  | 91,188    | 14,848        | 265,635 |
| 1987        | 73,808 | 90,813  | 91,144    | 18,241        | 274,006 |
| 1988        | 77,315 | 94,570  | 93,060    | 16,990        | 281,935 |
| 1989        | 79,973 | 101,171 | 94,676    | 19,060        | 294,880 |
| 1990        | 78,017 | 97,725  | 93,546    | 20,468        | 289,756 |
| 1991        | 90,360 | 102,180 | 94,510    | (24,661)      | 262,389 |
| 1992        | 79,228 | 96,858  | 85,019    | 25,526        | 286,631 |
| 1993        | 72,233 | 94,914  | 83,802    | 27,626        | 278,575 |
| 1994        | 64,999 | 85,927  | 80,289    | 37,420        | 268,635 |
| 1995        | 63,692 | 85,910  | 76,799    | 34,207        | 260,608 |
| 1996        | 61,183 | 79,587  | 75,378    | 37,109        | 253,257 |
| 1997        | 64,346 | 82,098  | 76,622    | 35,264        | 258,330 |
| 1998        | 64,586 | 78,047  | 77,906    | 35,597        | 256,136 |
| 1999        | 65,773 | 78,598  | 79,158    | 37,850        | 261,379 |

**DoD OUTLAYS BY SERVICE**



SOURCE: National Defense Budget Estimates for FY 2001, Published March 2000 by Office of the Under Secretary of Defense (Comptroller), Table 6-13, pages 144-145.

Table B-8

**DoD TOA: PROCUREMENT BY SERVICE COMPONENT**  
(Then-Year Dollars in Millions)

|                                     | FY 96  | FY 97  | FY 98  | FY 99  |
|-------------------------------------|--------|--------|--------|--------|
| <b>GRAND TOTAL (1)</b>              | 43,708 | 43,166 | 44,884 | 50,763 |
| <b>ARMY TOTAL</b>                   | 7,586  | 8,072  | 6,789  | 8,735  |
| Aircraft Procurement                | 1,540  | 1,329  | 1,285  | 1,384  |
| Missile Procurement                 | 839    | 1,003  | 726    | 1,215  |
| Weapons/Tracked Vehicle Procurement | 1,455  | 1,419  | 1,252  | 1,536  |
| Ammunition Procurement              | 1,053  | 1,143  | 998    | 1,183  |
| Other Procurement                   | 2,699  | 3,178  | 2,528  | 3,417  |
| <b>NAVY TOTAL</b>                   | 15,805 | 17,210 | 19,509 | 20,548 |
| Aircraft Procurement                | 4,455  | 6,715  | 6,588  | 7,549  |
| Weapons Procurement                 | 1,541  | 1,332  | 1,054  | 1,608  |
| Shipbuilding/Conversion             | 6,548  | 5,467  | 8,007  | 6,118  |
| Ammunition Procurement              | 392    | 277    | 376    | 467    |
| Other Procurement                   | 2,427  | 2,838  | 3,008  | 4,047  |
| Procurement, Marine Corps           | 442    | 581    | 476    | 857    |
| <b>AIR FORCE TOTAL</b>              | 16,741 | 14,388 | 15,328 | 18,208 |
| Aircraft Procurement                | 7,149  | 6,267  | 6,112  | 8,235  |
| Missile Procurement                 | 2,743  | 1,839  | 2,273  | 2,091  |
| Ammunition Procurement              | 336    | 311    | 372    | 411    |
| Other Procurement                   | 6,513  | 5,971  | 6,571  | 7,471  |
| <b>OTHER TOTAL</b>                  | 3,576  | 3,498  | 3,258  | 3,862  |
| Defense Agencies                    | 2,153  | 1,999  | 2,059  | 2,050  |
| Reserve Forces Equipment            | 767    | 781    | 647    | 358    |
| Def Prod Act Purchases              | 0      | 0      | 0      | 0      |
| DoD Chem Demil Program              | 656    | 716    | 552    | 772    |

FOOTNOTE: (1) Totals may not add due to rounding.

SOURCE: National Defense Budget Estimates for FY 2001, Published Mar 2000 by Office of the Under Secretary of Defense (Comptroller), Table 6-6, page 84.

Table B-9

**DoD TOA: RDT&E DETAIL**  
(Then-Year Dollars in Billions)

|                                   | FY 96  | FY 97  | FY 98  | FY 99  |
|-----------------------------------|--------|--------|--------|--------|
| <b>DETAIL BY APPROPRIATION</b>    |        |        |        |        |
| TOTAL RDT&E TOA                   | 35.204 | 36.441 | 37.183 | 38.104 |
| RDT&E, ARMY                       | 4.757  | 4.916  | 5.023  | 5.031  |
| RDT&E, NAVY                       | 8.472  | 7.884  | 7.888  | 8.942  |
| RDT&E, AIR FORCE                  | 12.513 | 14.028 | 14.278 | 13.732 |
| RDT&E, DEFENSE AGENCIES           | 9.192  | 9.313  | 9.714  | 10.093 |
| DIR, T&E, DEFENSE                 | 0.247  | 0.276  | 0.250  | 0.259  |
| DIR, OPERATIONAL T&E              | 0.023  | 0.024  | 0.030  | 0.047  |
| <b>DETAIL BY RESEARCH AREA</b>    |        |        |        |        |
| BASIC RESEARCH                    | 0.216  | 0.182  | 0.188  | 0.198  |
| APPLIED RESEARCH                  | 0.626  | 0.627  | 0.546  | 0.582  |
| ADVANCED TECHNOLOGY DEVELOPMENT   | 0.525  | 0.450  | 0.461  | 0.430  |
| DEMONSTRATION & VALIDATION        | 0.551  | 0.862  | 0.103  | 1.200  |
| ENGINEERING DEVELOPMENT           | 4.543  | 4.430  | 4.312  | 3.596  |
| MANAGEMENT SUPPORT                | 1.053  | 1.059  | 1.040  | 0.794  |
| OPERATIONAL SYSTEMS DEVELOPMENT   | 4.996  | 6.417  | 6.647  | 6.931  |
| <b>DETAIL BY FYDP</b>             |        |        |        |        |
| STRATEGIC FORCES                  | 0.040  | 0.029  | 0.031  | 0.034  |
| GENERAL PURPOSE FORCES            | 1.116  | 1.326  | 1.489  | 1.447  |
| INTELLIGENCE/COMMUNICATIONS       | 3.647  | 5.043  | 5.105  | 5.175  |
| AIRLIFT/SEALIFT                   | 0.016  | 0.074  | 0.113  | 0.168  |
| RESEARCH & DEVELOPMENT            | 7.593  | 7.413  | 7.437  | 6.753  |
| CENTRAL SUPPLY & MAINTENANCE      | 0.078  | 0.105  | 0.080  | 0.100  |
| TNG MED & OTHER GEN PERS ACTIVITY | 0.001  | 0.002  | 0.001  | 0.001  |
| ADMIN & ASSOC ACTIVITIES          | 0.012  | 0.025  | 0.035  | 0.045  |
| SUPPORT OF OTHER NATIONS          | 0.007  | 0.010  | 0.008  | 0.006  |

**NOTES:**

FYDP is the Future Years Defense Program.

Detail by Research Area and Detail by FYDP represent Air Force Data only.

Totals may not add due to rounding.

**SOURCE:** For detail by Appropriation, National Defense Budget Estimates for FY 2001, published March 2000 by Office of the Under Secretary of Defense (Comptroller), Table 6-6, page 84.  
For detail by Research Area and detail by FYDP, SAF/FMBIZ (703) 614-4603, DSN 224-4603.

Table B-10

**DoD PERSONNEL POPULATION BY SERVICE COMPONENT  
(PERSONNEL IN THOUSANDS)  
(1)**

|                                   | FY 95        | FY 96        | FY 97        | FY 98        | FY 99        |
|-----------------------------------|--------------|--------------|--------------|--------------|--------------|
| <b>TOTAL DoD POPULATION</b>       | <b>3,542</b> | <b>3,234</b> | <b>3,136</b> | <b>3,050</b> | <b>2,990</b> |
| <b>ACTIVE DUTY MILITARY</b>       | <b>1,518</b> | <b>1,472</b> | <b>1,439</b> | <b>1,406</b> | <b>1,386</b> |
| Army                              | 508          | 491          | 492          | 484          | 479          |
| Navy                              | 435          | 417          | 396          | 382          | 373          |
| Marine Corps                      | 175          | 175          | 174          | 173          | 173          |
| Air Force                         | 400          | 389          | 377          | 367          | 361          |
| <b>CIVILIANS (2)</b>              | <b>871</b>   | <b>834</b>   | <b>787</b>   | <b>755</b>   | <b>723</b>   |
| Army                              | 295          | 282          | 269          | 257          | 249          |
| Navy/Marine Corps                 | 247          | 231          | 215          | 207          | 199          |
| Air Force                         | 187          | 184          | 179          | 173          | 165          |
| Defense Agencies                  | 142          | 137          | 124          | 118          | 112          |
| <b>TOTAL SELECTED RESERVE</b>     | <b>953</b>   | <b>928</b>   | <b>910</b>   | <b>889</b>   | <b>879</b>   |
| <b>SELECTED RESERVE (DoD) (3)</b> | <b>846</b>   | <b>820</b>   | <b>802</b>   | <b>781</b>   | <b>774</b>   |
| Army National Guard               | 375          | 370          | 370          | 362          | 357          |
| Army Reserve                      | 241          | 226          | 213          | 204          | 207          |
| Naval Reserve                     | 101          | 98           | 95           | 93           | 89           |
| Marine Corps Reserve              | 41           | 42           | 42           | 41           | 40           |
| Air National Guard                | 110          | 110          | 110          | 108          | 106          |
| Air Force Reserve                 | 78           | 74           | 72           | 72           | 72           |
| <b>COAST GUARD RESERVE (4)</b>    | <b>7</b>     | <b>8</b>     | <b>8</b>     | <b>8</b>     | <b>8</b>     |

## FOOTNOTES:

(1) Numbers may not add due to rounding.

(2) The civilian figures represent direct and indirect hire civilians subject to the former OMB ceiling for both military and civil functions within DoD.

(3) The Selected Reserve consists of those units and individuals within the Ready Reserve designated by their respective Services & approved by the JCS as so essential to initial wartime missions as to have priority over all other reservists. All Selected Reservists are in an active status, including: Drilling Unit Reservists, Full-time Reserve Unit Support Personnel (including AGR, Navy TARS, Marine Corps FTS), IMAs and Training Pipeline personnel.

(4) Attached to the U.S. Department of Transportation.

SOURCE: (Active Military) "DoD Military Manpower Statistics;" (Active Civilian) "DoD Civilian Manpower Statistics," DOD/WHS, DIOR

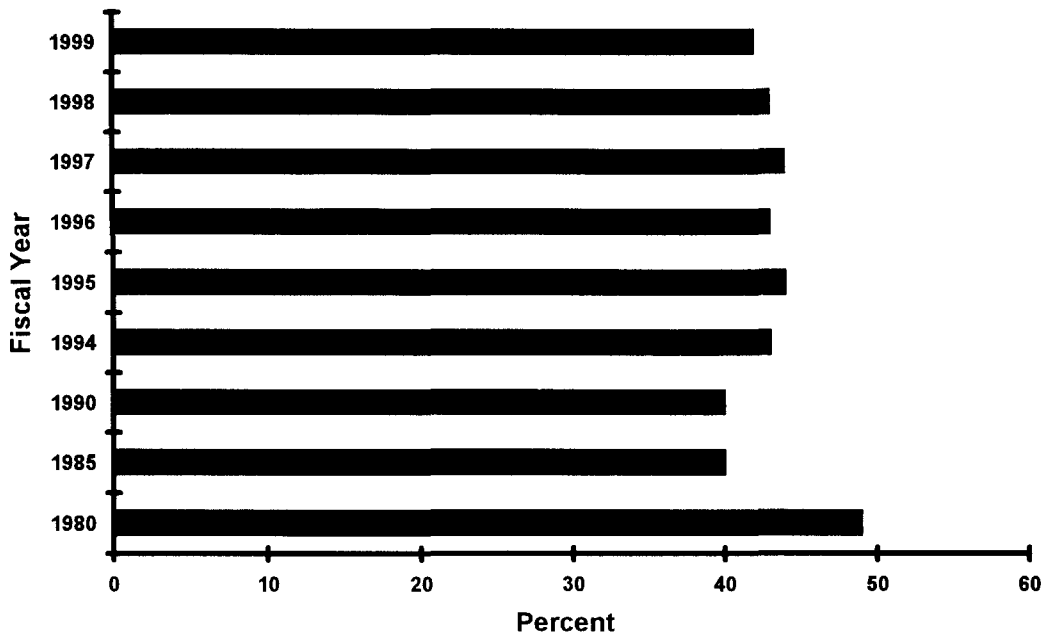
OPR: (ACTIVE DUTY MIL & CIV), Mr. Roger Jorstad, DOD/WHS, Directorate for Information Operations & Reports, (703) 604-4571;  
(SELECTED RESERVES), Deborah Shea, Defense Manpower Data Center, 1600 Wilson Blvd, Suite 400, Arlington, VA 22209-2593, (703) 696-5848

Table B-11

**DoD PAY**  
(As a Percent of Total DoD Outlays)

| FISCAL YEAR | PERCENT | FISCAL YEAR | PERCENT |
|-------------|---------|-------------|---------|
| 1964        | 49      | 1982        | 45      |
| 1965        | 49      | 1983        | 43      |
| 1966        | 47      | 1984        | 42      |
| 1967        | 44      | 1985        | 40      |
| 1968        | 42      | 1986        | 39      |
| 1969        | 45      | 1987        | 39      |
| 1970        | 49      | 1988        | 40      |
| 1971        | 52      | 1989        | 40      |
| 1972        | 53      | 1990        | 40      |
| 1973        | 56      | 1991        | 47      |
| 1974        | 55      | 1992        | 43      |
| 1975        | 55      | 1993        | 43      |
| 1976        | 55      | 1994        | 43      |
| 1977        | 54      | 1995        | 44      |
| 1978        | 53      | 1996        | 43      |
| 1979        | 51      | 1997        | 44      |
| 1979        | 51      | 1998        | 43      |
| 1980        | 49      | 1999        | 42      |
| 1981        | 47      |             |         |

**DoD Pay as a Percent of Total DoD Budget Outlays**



OPR: SAF/FMBMM, Ms. Karen Raver, (703) 695-4939 or DSN 225-4939

Table B-12

**DEFENSE OUTLAYS vs. PAYMENTS TO INDIVIDUALS**  
(As A Percent of the GDP)

| FISCAL YEAR | NATIONAL DEFENSE<br>OUTLAYS | PAYMENT TO INDIVIDUALS<br>(1) |
|-------------|-----------------------------|-------------------------------|
| 1964        | 8.8                         | 5.2                           |
| 1966        | 7.9                         | 5.0                           |
| 1968        | 9.7                         | 5.9                           |
| 1970        | 8.3                         | 6.6                           |
| 1972        | 6.9                         | 8.1                           |
| 1974        | 5.7                         | 8.6                           |
| 1976 (2)    | 5.3                         | 10.7                          |
| 1978        | 4.8                         | 9.8                           |
| 1980        | 5.1                         | 10.5                          |
| 1982        | 5.9                         | 11.5                          |
| 1984        | 6.2                         | 10.9                          |
| 1986        | 6.5                         | 10.7                          |
| 1987        | 6.3                         | 10.6                          |
| 1988        | 6.0                         | 10.4                          |
| 1989        | 5.9                         | 10.4                          |
| 1990        | 5.5                         | 10.7                          |
| 1991        | 4.8                         | 11.5                          |
| 1992        | 5.0                         | 12.3                          |
| 1993        | 4.7                         | 12.5                          |
| 1994        | 4.2                         | 12.4                          |
| 1995        | 3.9                         | 12.5                          |
| 1996        | 3.6                         | 12.2                          |
| 1997        | 3.4                         | 12.3                          |
| 1998        | 3.1                         | 11.3                          |
| 1999        | 3.0                         | 11.0                          |

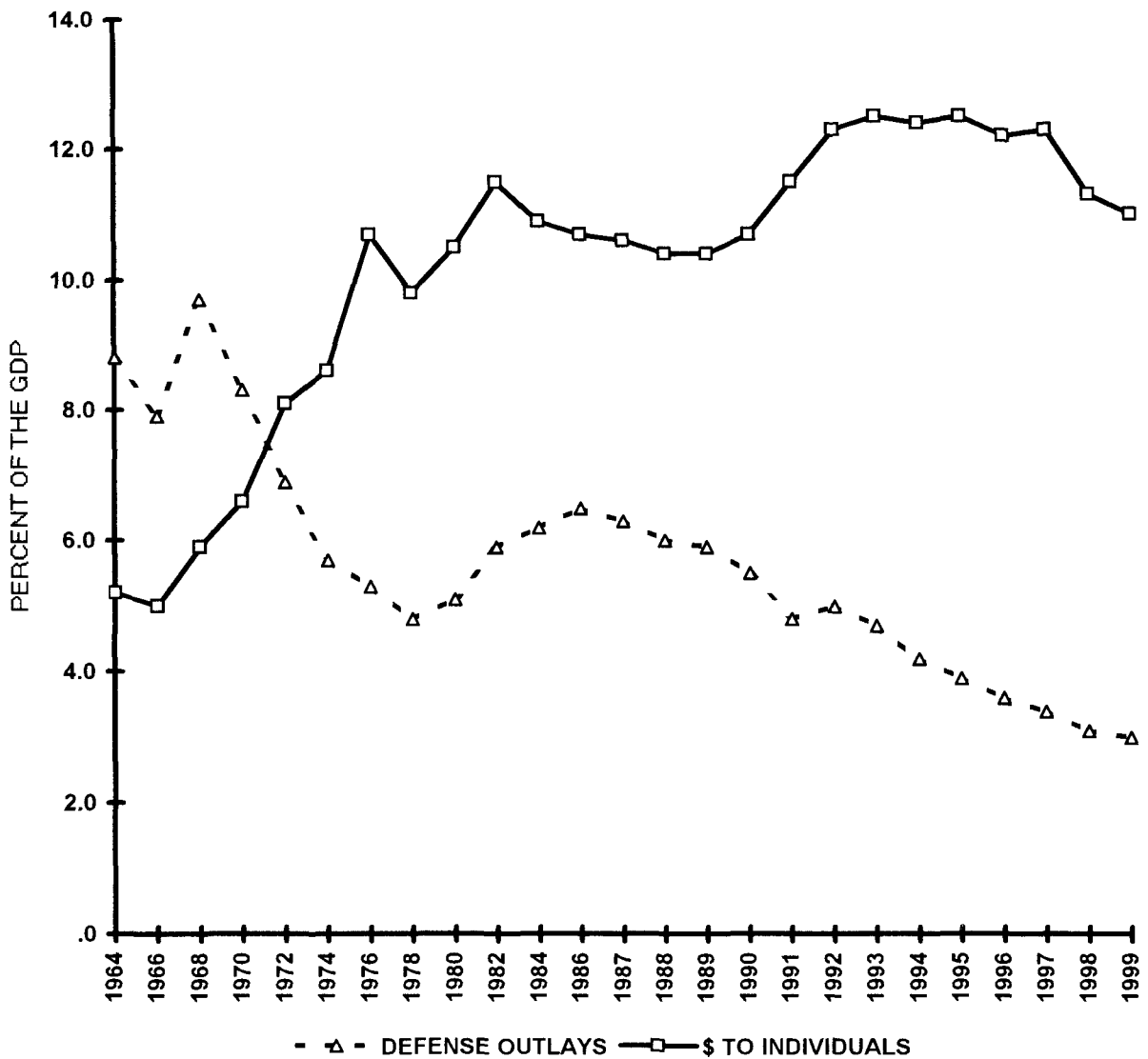
FOOTNOTES: (1) Entitlements (i.e., Social Security, Medicare, Retirements, Disability Payment, etc.).  
(2) Excludes Transition Quarter.

SOURCE: Budget of the United States Government, Fiscal Year 2001 (Page 277)

Table B-12

**DEFENSE OUTLAYS vs. PAYMENTS TO INDIVIDUALS  
(As a Percent of the GDP)  
GRAPH**

**DEFENSE OUTLAYS vs. PAYMENT TO INDIVIDUALS**



SOURCE: Budget of the United States, FY 2001, Historical Tables, Table 6.1, pages 103-109.

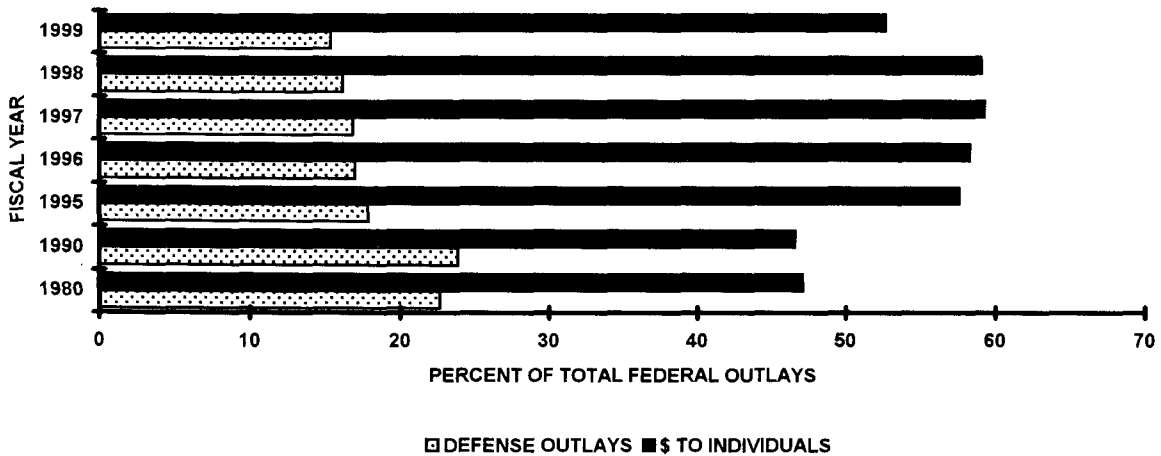
NOTE: Figures for 1999 are estimates.

Table B-13

**DEFENSE OUTLAYS vs. PAYMENTS TO INDIVIDUALS**  
(As A Percent of Federal Outlays)

| FISCAL YEAR | NATIONAL DEFENSE OUTLAYS | PAYMENT TO INDIVIDUALS (1) |
|-------------|--------------------------|----------------------------|
| 1964        | 46.2                     | 27.2                       |
| 1966        | 43.2                     | 27.6                       |
| 1968        | 46.0                     | 28.0                       |
| 1970        | 41.8                     | 33.1                       |
| 1972        | 34.3                     | 40.3                       |
| 1974        | 29.5                     | 44.7                       |
| 1976 (2)    | 24.1                     | 48.6                       |
| 1978        | 22.8                     | 46.2                       |
| 1980        | 22.7                     | 47.1                       |
| 1982        | 24.8                     | 48.0                       |
| 1984        | 26.7                     | 47.1                       |
| 1986        | 27.6                     | 45.6                       |
| 1987        | 28.1                     | 46.9                       |
| 1988        | 27.3                     | 47.0                       |
| 1989        | 26.6                     | 46.9                       |
| 1990        | 23.9                     | 46.6                       |
| 1991        | 20.6                     | 49.1                       |
| 1992        | 21.6                     | 52.7                       |
| 1993        | 20.7                     | 55.6                       |
| 1994        | 19.3                     | 56.3                       |
| 1995        | 17.9                     | 57.6                       |
| 1996        | 17.0                     | 58.3                       |
| 1997        | 16.9                     | 59.3                       |
| 1998        | 16.2                     | 59.1                       |
| 1999        | 15.4                     | 52.7                       |

**DEFENSE OUTLAYS vs. PAYMENT TO INDIVIDUALS**




**FOOTNOTES:**

- (1) Entitlements (i.e., Social Security, Medicare, Retirements, Disability Payment, etc.).
- (2) FY1976 excludes Transition Quarter

SOURCE: Budget of the U.S. Government Fiscal Year 2001 Historical Tables, Table 6.1 pages 103-109



# SECTION C



**AIR FORCE BUDGET**

Table C-1

**AF TOA AND OUTLAY TRENDS**  
(TYS BILLIONS)

| FY   |     | TOA (TYS BILLIONS) | OUTLAYS (TYS BILLIONS) |
|------|-----|--------------------|------------------------|
| 1964 |     | 20.0               | 20.5                   |
| 1965 |     | 19.4               | 18.1                   |
| 1966 |     | 23.3               | 20.1                   |
| 1967 |     | 24.3               | 22.9                   |
| 1968 |     | 25.0               | 25.7                   |
| 1969 |     | 25.9               | 25.9                   |
| 1970 |     | 23.9               | 24.9                   |
| 1971 |     | 23.0               | 23.8                   |
| 1972 |     | 23.8               | 24.0                   |
| 1973 |     | 24.7               | 23.6                   |
| 1974 |     | 24.8               | 23.9                   |
| 1975 |     | 26.0               | 25.0                   |
| 1976 | (1) | 28.4               | 26.4                   |
| 1977 |     | 31.1               | 27.9                   |
| 1978 |     | 32.9               | 29.2                   |
| 1979 |     | 34.9               | 32.3                   |
| 1980 |     | 41.6               | 39.0                   |
| 1981 |     | 52.4               | 45.2                   |
| 1982 |     | 65.0               | 55.7                   |
| 1983 | (2) | 73.4               | 62.9                   |
| 1984 |     | 85.3               | 68.6                   |
| 1985 |     | 96.5               | 82.0                   |
| 1986 |     | 93.9               | 91.2                   |
| 1987 |     | 93.6               | 91.1                   |
| 1988 |     | 90.3               | 93.1                   |
| 1989 |     | 94.7               | 94.7                   |
| 1990 |     | 93.2               | 93.5                   |
| 1991 |     | 91.2               | 94.5                   |
| 1992 |     | 83.0               | 85.0                   |
| 1993 |     | 79.8               | 83.8                   |
| 1994 |     | 75.2               | 80.3                   |
| 1995 |     | 73.6               | 76.6                   |
| 1996 |     | 74.3               | 75.4                   |
| 1997 |     | 73.2               | 76.6                   |
| 1998 |     | 76.5               | 77.9                   |
| 1999 |     | 80.9               | 79.2                   |

## FOOTNOTES:

- (1) Figures for 1976 exclude transition quarter.  
(2) AF assumed responsibility for Family Housing in FY83.

OPR: SAF/FMBM, Ms. Karen Raver, (703) 695-4939 or DSN 225-4939

Table C-2

**AF OUTLAYS BY APPROPRIATION  
(TYS BILLIONS)**

|                             | FY96  | FY97  | FY98  | FY99  |
|-----------------------------|-------|-------|-------|-------|
|                             | 75.4  | 76.6  | 77.9  | 79.2  |
| 0010 AIRCRAFT PROCUREMENT   | 7.9   | 7.8   | 8.2   | 8.9   |
| 0020 MISSILE PROCUREMENT    | 3.2   | 2.7   | 2.5   | 2.4   |
| 0080 OTHER PROCUREMENT/AMMO | 7.4   | 7.4   | 7.2   | 6.8   |
| 3600 RDT&E                  | 13.1  | 14.0  | 14.5  | 14.2  |
| 3400 O&M                    | 19.1  | 19.3  | 19.7  | 20.7  |
| 3740 O&M AFR                | 1.5   | 1.5   | 1.6   | 1.7   |
| 3840 O&M ANG                | 2.7   | 2.8   | 2.9   | 3.1   |
| 3600 MILITARY PERSONNEL     | 16.3  | 17.1  | 16.9  | 16.9  |
| 3700 AFR PERSONNEL          | 0.7   | 0.7   | 0.8   | 0.8   |
| 3850 ANG PERSONNEL          | 1.3   | 1.3   | 1.4   | 1.4   |
| 3300 MILCON                 | 0.9   | 0.7   | 0.8   | 0.6   |
| 3730 MILECON AFR            | 0.1   | 0.1   | 0.2   | 0.4   |
| 3830 MILCON ANG             | 0.3   | 0.2   | 0.2   | 0.2   |
| 0704/0746 FAMILY HOUSING    | 1.1   | 1.2   | 1.0   | 1.0   |
| OFFSETTING RECEIPTS         | (0.2) | (0.2) | (0.2) | (0.2) |
| TRUST/TRUST REVOLVING FUND  | 0.0   | 0.0   | 0.2   | 0.3   |

OPR: SAF/FMBM, Ms. Karen Raver, (703) 695-4939 or DSN 225-4939

Table C-3

**AF TOA BY APPROPRIATION**  
(FY01 PB TY\$ BILLIONS)

|  | FY 98 | FY 99 | FY 00 | FY01 | FY02 |
|--|-------|-------|-------|------|------|
| <b>TOTAL</b>                               | 76.4  | 80.8  | 82.1  | 85.5 | 88.7 |
| <b>10 AIRCRAFT PROCUREMENT - AF</b>        | 6.1   | 8.2   | 8.6   | 9.5  | 10.5 |
| <b>14 MISSILE PROCUREMENT</b>              | 2.3   | 2.1   | 2.2   | 3.1  | 3.6  |
| <b>16 OTHER PROCUREMENT - AF</b>           | 6.5   | 7.5   | 7.2   | 7.7  | 8.1  |
| <b>24 MILITARY CONSTRUCTION - AF</b>       | 0.7   | 0.6   | 0.8   | 0.5  | 0.7  |
| <b>28 RDT&amp;E - AF</b>                   | 14.3  | 13.7  | 14.3  | 13.7 | 13.9 |
| <b>30 OPERATION &amp; MAINTENANCE - AF</b> | 20.4  | 22.1  | 20.7  | 22.3 | 22.3 |
| <b>32 MILITARY PERSONNEL - AF</b>          | 16.9  | 17.1  | 17.8  | 18.3 | 18.8 |
| <b>35 BRAC ROUND III (FY94)</b>            | 0.2   | 0.1   | 0.0   | 0.0  | 0.0  |
| <b>37 BRAC ROUND IV (FY96)</b>             | 0.4   | 0.4   | 0.3   | 0.4  | 0.1  |
| <b>50 RESERVE PERSONNEL - AFR</b>          | 0.8   | 0.8   | 0.9   | 1.0  | 1.0  |
| <b>51 MILITARY CONSTRUCTION - AFR</b>      | 0.0   | 0.0   | 0.1   | 0.0  | 0.0  |
| <b>52 OPERATION AND MAINTENANCE</b>        | 1.6   | 1.8   | 1.8   | 1.9  | 1.9  |
| <b>54 MILITARY CONSTRUCTION</b>            | 0.2   | 0.2   | 0.3   | 0.1  | 0.1  |
| <b>55 OPERATION AND MAINTENANCE - ANG</b>  | 3.1   | 3.2   | 3.2   | 3.4  | 3.4  |
| <b>56 NATIONAL GUARD PERSONNEL - ANG</b>   | 1.4   | 1.5   | 1.5   | 1.6  | 1.7  |
| <b>60 FAMILY HOUSING CONSTRUCTION - AF</b> | 0.3   | 0.3   | 0.3   | 0.2  | 0.4  |
| <b>61 FAM HOUSING OPS &amp; DEBT - AF</b>  | 0.8   | 0.8   | 0.8   | 0.8  | 1.0  |
| <b>A1 PROCUREMENT OF AMMUNITION - AF</b>   | 0.4   | 0.4   | 0.6   | 0.6  | 0.8  |
| <b>A6 ENVIRONMENTAL RESTORATION - AF</b>   | 0.0   | 0.0   | 0.4   | 0.4  | 0.4  |

## NOTES:

- (1) Totals may not add due to rounding.
- (2) Amounts are as of the FY01 PB.
- (3) Amounts may differ from those in previous editions of this publication because of updates to prior year actuals.

OPR: SAF/FMBP, Maj Jones, (703) 614-3642 or DSN 224-3642

Table C-4

**AF TOA: PROCUREMENT, RDT&E AND MILCON APPROPRIATIONS vs.  
ALL OTHER APPROPRIATIONS  
(FY01 PB CONSTANT \$ BILLIONS)**

| FY   | PROCUREMENT<br>RDT&E AND MILCON | ALL OTHER<br>APPROPRIATIONS | TOTAL AF TOA |
|------|---------------------------------|-----------------------------|--------------|
| 1984 | 73.0                            | 59.0                        | 132.0        |
| 1985 | 77.5                            | 68.3                        | 145.8        |
| 1986 | 70.9                            | 68.3                        | 139.2        |
| 1987 | 66.7                            | 67.1                        | 133.8        |
| 1988 | 57.6                            | 66.4                        | 124.0        |
| 1989 | 58.5                            | 67.9                        | 126.4        |
| 1990 | 54.4                            | 64.9                        | 119.3        |
| 1991 | 44.2                            | 66.9                        | 111.1        |
| 1992 | 43.5                            | 55.5                        | 99.0         |
| 1993 | 40.4                            | 53.3                        | 93.7         |
| 1994 | 34.8                            | 50.9                        | 85.7         |
| 1995 | 31.1                            | 51.9                        | 83.0         |
| 1996 | 32.6                            | 49.7                        | 82.3         |
| 1997 | 31.8                            | 47.5                        | 79.3         |
| 1998 | 32.6                            | 49.0                        | 81.6         |
| 1999 | 34.6                            | 50.3                        | 84.9         |

**NOTES:**

- (1) Totals may not add due to rounding.
- (2) Amounts are as of the FY01 PB.
- (3) Amounts may differ from those in previous editions of this publication, because of updates to prior year actuals.

OPR: SAF/FMBP, Maj Jones, (703) 614-3642 or DSN 224-3642

Table C-5

**TOTAL AF PERSONNEL BUDGET OUTLAY  
TRENDS**  
(Then-Year Dollars in Millions)

| FISCAL YEAR |     | MILITARY | CIVILIAN |
|-------------|-----|----------|----------|
| 1983        |     | 11,516   | 6,415    |
| 1984        |     | 12,186   | 6,805    |
| 1985        | (1) | 17,689   | 7,142    |
| 1986        |     | 18,496   | 7,422    |
| 1987        |     | 19,183   | 7,801    |
| 1988        |     | 19,498   | 7,993    |
| 1989        |     | 19,697   | 8,391    |
| 1990        |     | 19,408   | 8,807    |
| 1991        |     | 19,552   | 8,626    |
| 1992        |     | 18,619   | 10,047   |
| 1993        |     | 17,398   | 9,690    |
| 1994        |     | 15,896   | 12,543   |
| 1995        |     | 16,862   | 12,856   |
| 1996        |     | 18,382   | 12,491   |
| 1997        |     | 19,151   | 11,233   |
| 1998        |     | 19,051   | 10,991   |
| 1999        |     | 19,124   | 10,148   |

FOOTNOTE: (1) Military retired pay accrual began in FY 85.

OPR: SAF/FMBMM, Ms. Karen Raver, (703) 695-4939 or DSN 225-4939

Table C-6

**AF DIRECT PERSONNEL COST AND END STRENGTH  
(TY\$ BILLIONS)**

**FY 99**

|   | END<br>STRENGTH | OBLIGATION \$ | OUTLAY \$    |
|---|-----------------|---------------|--------------|
| <b>GRAND TOTAL</b>                          | 702,624         | 27.590        | 27.188       |
| <b>% OF AF OUTLAY</b>                       |                 |               | <b>34.3%</b> |
| <b>MILITARY TOTAL</b>                       | 539,353         | 19.571        | 19.169       |
| AF  | 360,590         | 17.274        | 16.906       |
| AFR   | 71,772          | 0.845         | 0.845        |
| ANG   | 106,991         | 1.452         | 1.418        |
| <b>CIVILIAN TOTAL</b>                       | 163,271         | 8.019         | 8.019        |
| O&M -AE                                     | 90,741          | 4.081         | 4.081        |
| O&M -AFR                                    | 14,722          | 0.758         | 0.758        |
| O&M -ANG                                    | 24,340          | 1.232         | 1.232        |
| RDT&E                                       | 7,701           | 0.401         | 0.401        |
| <b>DEFENSE BUSINESS OPERATIONS<br/>FUND</b> | 25,767          | 1.547         | 1.547        |

**FY 98**

|   | END<br>STRENGTH | OBLIGATION \$ | OUTLAY \$    |
|---|-----------------|---------------|--------------|
| <b>GRAND TOTAL</b>                          | 718,811         | 26.245        | 26.059       |
| <b>% OF AF OUTLAY</b>                       |                 |               | <b>34.6%</b> |
| <b>MILITARY TOTAL</b>                       | 545,966         | 18.170        | 17.984       |
| AF  | 368,326         | 16.099        | 15.987       |
| AFR   | 70,258          | 0.773         | 0.708        |
| ANG   | 108,096         | 1.382         | 1.382        |
| <b>CIVILIAN TOTAL</b>                       | 172,845         | 8.075         | 8.075        |
| O&M -AF                                     | 94,125          | 3.838         | 3.838        |
| O&M -AFR                                    | 14,821          | 0.736         | 0.736        |
| O&M -ANG                                    | 24,964          | 1.184         | 1.184        |
| RDT&E                                       | 9,697           | 0.507         | 0.507        |
| <b>DEFENSE BUSINESS OPERATIONS<br/>FUND</b> | 29,238          | 1.810         | 1.810        |

OPR: (AF MIL) Ms. Elaine Holland SAF/FMBOP, (703) 695-0036 or DSN 225-0036;  
 (AF CIV, O&M, RDT&E) Ms. Jeanette Bayless, SAF/FMBOP, (703) 695-0170 or DSN 225-0170  
 (DoD WC FUND) SAF/FMBMR, (703) 614-3804 or DSN 224-3804;  
 (ANG MIL) Mr. A. Tedrick, ANG/FMA, (703) 695-0885;  
 (USAFR MIL), Mr. B. Cassot, & (USAFR CIV), Ms. S. Butler, AF/RECB, (703) 693-2676 or DSN 223-2676

Table C-7

**TOTAL AF O&M FUNDING DETAIL BY  
BUDGET ACTIVITY & COMMODITY GROUP**  
(Then-Year Dollars in Billions)

(1)

|                                  | 97          | 98          | 99          |
|----------------------------------|-------------|-------------|-------------|
| <b>TOTAL O&amp;M FUNDING (2)</b> | <b>23.6</b> | <b>24.2</b> | <b>25.4</b> |
| RESERVE FORCES                   | 3.1         | 3.1         | 3.2         |
| OPERATING FORCES                 | 10.2        | 10.5        | 11.4        |
| MOBILIZATION                     | 3.5         | 3.6         | 3.6         |
| TRAINING & RECRUITING            | 2.1         | 2.2         | 1.9         |
| ADMIN & SERVICE WIDE ACTIVITIES  | 4.7         | 4.8         | 5.3         |
| CIVILIAN PAY                     | 5.6         | 5.6         | 5.7         |
| TRAVEL & TRANSPORTATION          | 1.2         | 1.1         | 1.1         |
| UTILITIES & RENT                 | 0.4         | 0.4         | 0.4         |
| COMMUNICATIONS                   | 0.4         | 0.4         | 0.4         |
| SUPPLIES & EQUIPMENT             | 3.9         | 3.6         | 3.7         |
| DEPOT MAINTENANCE                | 1.6         | 1.6         | 1.7         |
| PURCHASED SERVICES               | 8.2         | 8.1         | 8.1         |
| AIRCRAFT POL                     | 1.3         | 1.2         | 1.3         |
| OTHER EXPENSES                   | 0.1         | 0.1         | 0.2         |

## FOOTNOTES:

(1) Includes Active Air Force, Air National Guard (ANG) and Air Force Reserve (AFR).

(2) Totals may not add due to rounding.

OPR: (AF) SAF/FMBOI, Maj Lowry, (703) 614-7926 or DSN 224-7926

(AFR) AF/RECB, Ms. S Butler, (703) 695-0545 or DSN 225-0545

(ANG) ANG/FMA, Mr. A. Mahoney, (703) 607-2798 or DSN 327-2798

Table C-8

**AF TOA CHANGES**  
(FY01 PB CONSTANT \$ BILLIONS)

|  |      |      | NET<br>CHANGE<br>FY98-99 |
|--|------|------|--------------------------|
|  | FY98 | FY99 | %                        |
| <b>TOTAL APPROPRIATIONS</b>              | 81.5 | 84.8 | 4.0%                     |
| <b>10 AIRCRAFT PROCUREMENT-AF</b>        | 6.3  | 8.5  | 34.9%                    |
| <b>14 MISSILE PROCUREMENT-AF</b>         | 2.4  | 2.2  | -8.3%                    |
| <b>16 OTHER PROCUREMENT-AF</b>           | 6.7  | 7.7  | 14.9%                    |
| <b>24 MILITARY CONSTRUCTION-AF</b>       | 0.7  | 0.6  | -14.3%                   |
| <b>28 RDT&amp;E-AF</b>                   | 14.9 | 14.1 | -5.4%                    |
| <b>30 OPERATION AND MAINTENANCE-AF</b>   | 21.6 | 23.1 | 6.9%                     |
| <b>32 MILITARY PERSONNEL-AF</b>          | 19.0 | 18.6 | -2.1%                    |
| <b>35 BRAC ROUND III (FY94)</b>          | 0.2  | 0.1  | -50.0%                   |
| <b>37 BRAC ROUND IV (FY96)</b>           | 0.4  | 0.4  | 0.0%                     |
| <b>50 RESERVE PERSONNEL-AFR</b>          | 0.9  | 0.9  | 0.0%                     |
| <b>51 MILITARY CONSTRUCTION-AFR</b>      | 0.0  | 0.0  | 0.0%                     |
| <b>52 OPERATION AND MAINTENANCE-AFR</b>  | 1.8  | 1.9  | 5.6%                     |
| <b>54 MILITARY CONSTRUCTION-ANG</b>      | 0.2  | 0.2  | 0.0%                     |
| <b>55 OPERATION AND MAINTENANCE-ANG</b>  | 3.3  | 3.4  | 3.0%                     |
| <b>56 NATIONAL GUARD PERSONNEL-ANG</b>   | 1.6  | 1.6  | 0.0%                     |
| <b>60 FAMILY HOUSING CONSTRUCTION-AF</b> | 0.3  | 0.3  | 0.0%                     |
| <b>61 FAM HOUSING OPS &amp; DEBT-AF</b>  | 0.8  | 0.8  | 0.0%                     |
| <b>A1 PROCUREMENT OF AMMUNITION-AF</b>   | 0.4  | 0.4  | 0.0%                     |

## NOTES:

- (1) Totals may not add due to rounding.
- (2) Amounts are as of the FY 01 President's Budget.
- (3) Amounts may differ from those in previous editions of this publication because of updates to prior year actuals.

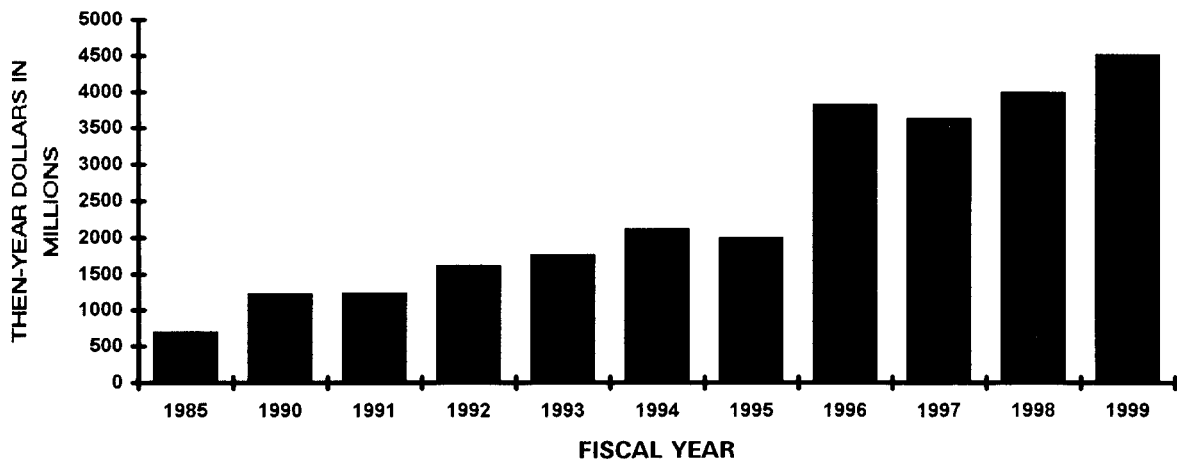
OPR: SAF/FMBP, Maj Jones, (703) 614-3645 or DSN 224-3645

Table C-9

**AF FACILITIES MAINTENANCE & REPAIR (BMAR)  
VALUE OF BACKLOG  
(Then-Year Dollars in Millions)**

| FY   | \$M | FY   | \$M   | FY   | \$M   |
|------|-----|------|-------|------|-------|
| 1977 | 219 | 1985 | 684   | 1993 | 1,751 |
| 1978 | 300 | 1986 | 788   | 1994 | 2,104 |
| 1979 | 365 | 1987 | 680   | 1995 | 1,984 |
| 1980 | 485 | 1988 | 869   | 1996 | 3,807 |
| 1981 | 530 | 1989 | 1,040 | 1997 | 3,611 |
| 1982 | 507 | 1990 | 1,214 | 1998 | 3,973 |
| 1983 | 653 | 1991 | 1,220 | 1999 | 4,487 |
| 1984 | 695 | 1992 | 1,600 |      |       |

**AF FACILITIES MAINTENANCE & REPAIR (BMAR) VALUE OF  
BACKLOG (Total Force & RDT&E)**



Note: Starting in FY96 the Air Force began reporting Total Force (Active, Guard, Reserve) and RDT&E BMAR.

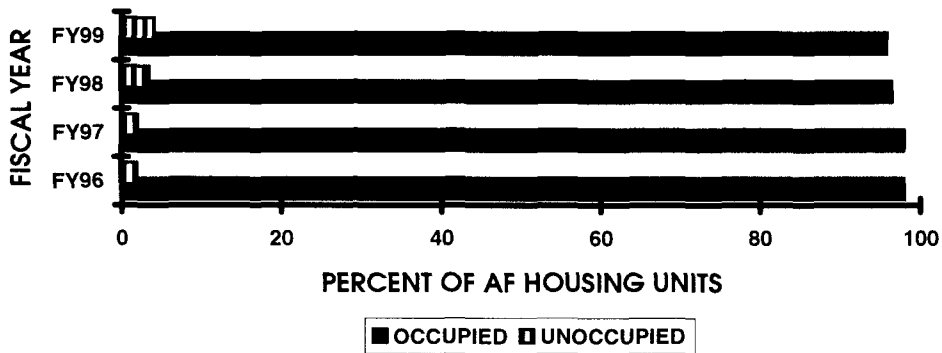
OPR: AF/LEO, Ms. Rita Maldonado, (703) 604-3976 or DSN 664-3976

Table C-10

**AF MILITARY FAMILY HOUSING DATA**

|  | FY 96   | FY 97   | FY98    | FY99    |
|--|---------|---------|---------|---------|
| <b>GOVERNMENT HOUSING (OWNED/LEASED)</b> | 118,303 | 118,521 | 116,995 | 116,509 |
| Less Units Being Improved/Repaired       | 7,650   | 7,650   | 12,711  | 12,711  |
| <b>Units Available for Occupancy</b>     | 110,653 | 110,871 | 104,284 | 103,798 |
| Occupied Units                           | 108,440 | 108,653 | 100,610 | 99,501  |
| Unoccupied Units                         | 2,213   | 2,218   | 3,674   | 4,297   |


**AF MILITARY FAMILY HOUSING**



OPR: AF/LEH, Ms. K. Hurt, (703) 604-4469 or DSN 664-4469



# SECTION D



**AIR FORCE PERSONNEL**

Table D-1

## AF MILITARY PERSONNEL

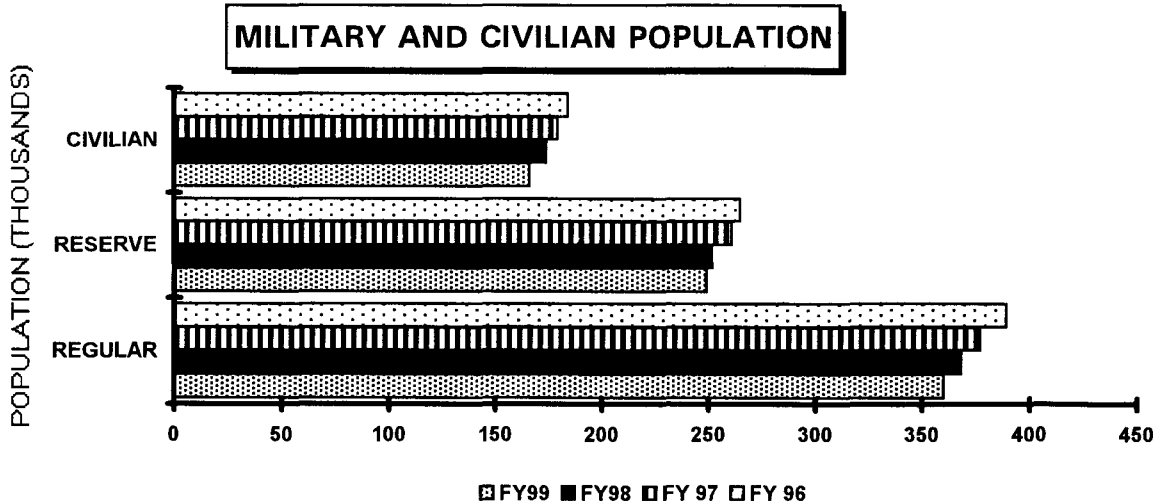
| FY   | TOTAL   | FY   | TOTAL     | FY   | TOTAL   |
|------|---------|------|-----------|------|---------|
| 1907 | 3       | 1938 | 21,089    | 1969 | 862,062 |
| 1908 | 13      | 1939 | 23,455    | 1970 | 791,078 |
| 1909 | 27      | 1940 | 51,165    | 1971 | 755,107 |
| 1910 | 11      | 1941 | 152,125   | 1972 | 725,635 |
| 1911 | 23      | 1942 | 764,415   | 1973 | 690,999 |
| 1912 | 51      | 1943 | 2,197,114 | 1974 | 643,795 |
| 1913 | 114     | 1944 | 2,372,292 | 1975 | 612,551 |
| 1914 | 122     | 1945 | 2,282,259 | 1976 | 585,207 |
| 1915 | 208     | 1946 | 455,515   | 1977 | 570,479 |
| 1916 | 311     | 1947 | 305,827   | 1978 | 569,491 |
| 1917 | 1,218   | 1948 | 387,730   | 1979 | 559,450 |
| 1918 | 195,023 | 1949 | 419,347   | 1980 | 557,969 |
| 1919 | 25,603  | 1950 | 411,277   | 1981 | 570,302 |
| 1920 | 9,050   | 1951 | 788,381   | 1982 | 582,845 |
| 1921 | 11,649  | 1952 | 973,474   | 1983 | 592,044 |
| 1922 | 9,642   | 1953 | 977,593   | 1984 | 597,125 |
| 1923 | 9,441   | 1954 | 947,918   | 1985 | 601,515 |
| 1924 | 10,547  | 1955 | 959,946   | 1986 | 608,199 |
| 1925 | 9,670   | 1956 | 909,958   | 1987 | 607,035 |
| 1926 | 9,674   | 1957 | 919,835   | 1988 | 576,446 |
| 1927 | 10,078  | 1958 | 871,156   | 1989 | 570,880 |
| 1928 | 10,549  | 1959 | 840,028   | 1990 | 535,233 |
| 1929 | 12,131  | 1960 | 814,213   | 1991 | 510,432 |
| 1930 | 13,531  | 1961 | 820,490   | 1992 | 470,315 |
| 1931 | 14,780  | 1962 | 883,330   | 1993 | 444,351 |
| 1932 | 15,028  | 1963 | 868,644   | 1994 | 426,327 |
| 1933 | 15,099  | 1964 | 855,802   | 1995 | 400,409 |
| 1934 | 15,861  | 1965 | 823,633   | 1996 | 389,001 |
| 1935 | 16,247  | 1966 | 886,350   | 1997 | 377,385 |
| 1936 | 17,233  | 1967 | 897,426   | 1998 | 367,470 |
| 1937 | 19,147  | 1968 | 904,759   | 1999 | 360,590 |

SOURCE: AF/DPPR, Mr. Lambert (703) 693-4391 or DSN 223-4391

Table D-2

**AF PERSONNEL DISTRIBUTION**  
(PERSONNEL IN THOUSANDS)  
(1)

|                              | FY 96 | FY 97 | FY98 | FY99 |
|------------------------------|-------|-------|------|------|
| <b>ACTIVE FORCE (2)</b>      |       |       |      |      |
| <b>GRAND TOTAL</b>           | 573   | 556   | 542  | 526  |
| <b>MILITARY TOTAL</b>        | 389   | 377   | 368  | 360  |
| Officers                     | 76    | 74    | 72   | 70   |
| Enlisted                     | 309   | 299   | 292  | 286  |
| Cadets                       | 4     | 4     | 4    | 4    |
| <b>CIVILIAN TOTAL</b>        | 184   | 179   | 174  | 166  |
| Direct Hire                  | 177   | 173   | 166  | 159  |
| AFRES Technicians            | (9)   | (9)   | (9)  | (9)  |
| ANG Technicians              | (24)  | (23)  | (23) | (23) |
| Indirect Hire                | 7     | 6     | 7    | 7    |
| <b>AIR RESERVE FORCE (3)</b> |       |       |      |      |
| <b>GRAND TOTAL</b>           | 265   | 261   | 252  | 249  |
| <b>READY RESERVE (4)</b>     | 251   | 248   | 236  | 232  |
| ANG Selected Reserve         | 110   | 110   | 108  | 106  |
| AF Reserve (Sel Res)         | 74    | 72    | 72   | 72   |
| AF Reserve (IRR)             | 67    | 66    | 56   | 54   |
| <b>STANDBY RESERVE</b>       | 14    | 13    | 16   | 17   |



**FOOTNOTES:**

- (1) Totals may not add due to rounding.
- (2) Excludes nonchargeable personnel.
- (3) Does not include Training/Pay Categories J, K, and L.
- (4) Excludes retired Air Force Reserve.

**OPR:**

(AF MIL) AF/DPRR, Ms. J. Breeden, (703) 697-3714 or DSN 227-3714;  
 (AFR) AF/REPP, Mr. Bill Limbrick, (703) 588-6001 or DSN 425-6001;  
 (ANG) ANG/FMAF, Mrs. Cynthia Curry, (793) 607-2819 or DSN 327-2819;  
 (CIV) AF/DPRR, Mr. Davenport, (703) 697-7486 or DSN 227-7486

Table D-3

**AF PERSONNEL BY MAJOR COMMANDS (MAJCOMs),  
FIELD OPERATING AGENCIES (FOAs),  
AND DIRECT REPORTING UNITS (DRUs)**

|                                    | FY 94          | FY 95          | FY 96          | FY 97          | FY98           | FY99           |
|------------------------------------|----------------|----------------|----------------|----------------|----------------|----------------|
| <b>MAJCOM TOTAL</b>                | <b>534,793</b> | <b>501,030</b> | <b>487,395</b> | <b>472,876</b> | <b>458,298</b> | <b>444,790</b> |
| Officer                            | 65,584         | 63,059         | 61,271         | 59,511         | 57,925         | 56,510         |
| Enlisted                           | 313,003        | 291,776        | 282,827        | 273,795        | 266,488        | 261,101        |
| Civilian                           | 156,206        | 146,195        | 143,297        | 139,570        | 133,885        | 127,179        |
| <b>AF MATERIEL CMD</b>             | <b>117,426</b> | <b>111,232</b> | <b>107,427</b> | <b>103,596</b> | <b>96,986</b>  | <b>90,120</b>  |
| Officer                            | 11,365         | 10,778         | 10,039         | 9,257          | 8,540          | 7,959          |
| Enlisted                           | 25,702         | 25,160         | 23,995         | 23,252         | 22,037         | 20,688         |
| Civilian                           | 80,359         | 75,294         | 73,393         | 71,087         | 66,409         | 61,473         |
| <b>AF RESERVE COMMAND</b>          | <b>0</b>       | <b>0</b>       | <b>0</b>       | <b>14,916</b>  | <b>15,248</b>  | <b>15,139</b>  |
| Officer                            | 0              | 0              | 0              | 92             | 112            | 98             |
| Enlisted                           | 0              | 0              | 0              | 253            | 338            | 330            |
| Civilian                           | 0              | 0              | 0              | 14,571         | 14,798         | 14,711         |
| <b>AF SPECIAL OPS CMD</b>          | <b>9,655</b>   | <b>9,758</b>   | <b>10,217</b>  | <b>9,966</b>   | <b>9,773</b>   | <b>9,702</b>   |
| Officer                            | 1,367          | 1,429          | 1,517          | 1,515          | 1,514          | 1,473          |
| Enlisted                           | 7,786          | 7,814          | 8,164          | 7,913          | 7,713          | 7,658          |
| Civilian                           | 502            | 515            | 536            | 538            | 546            | 571            |
| <b>AIR COMBAT CMD</b>              | <b>133,126</b> | <b>120,327</b> | <b>116,336</b> | <b>101,684</b> | <b>98,642</b>  | <b>96,730</b>  |
| Officer                            | 16,254         | 15,197         | 14,805         | 12,643         | 12,292         | 12,271         |
| Enlisted                           | 101,753        | 91,796         | 88,364         | 77,521         | 75,035         | 73,635         |
| Civilian                           | 15,119         | 13,334         | 13,167         | 11,520         | 11,315         | 10,824         |
| <b>AIR MOBILITY CMD</b>            | <b>67,654</b>  | <b>62,405</b>  | <b>57,254</b>  | <b>63,260</b>  | <b>60,861</b>  | <b>59,571</b>  |
| Officer                            | 9,343          | 9,152          | 8,507          | 9,520          | 9,012          | 8,917          |
| Enlisted                           | 47,885         | 43,962         | 40,222         | 44,784         | 43,446         | 42,663         |
| Civilian                           | 10,426         | 9,291          | 8,525          | 8,956          | 8,403          | 7,991          |
| <b>AIR EDUCATION &amp; TNG CMD</b> | <b>78,926</b>  | <b>78,354</b>  | <b>79,371</b>  | <b>80,112</b>  | <b>80,140</b>  | <b>79,336</b>  |
| Officer                            | 14,317         | 14,371         | 14,587         | 14,883         | 15,025         | 14,656         |
| Enlisted                           | 50,353         | 49,794         | 50,578         | 50,846         | 50,752         | 50,744         |
| Civilian                           | 14,256         | 14,189         | 14,206         | 14,383         | 14,363         | 13,936         |
| <b>PACIFIC AIR FORCES CMD</b>      | <b>43,980</b>  | <b>42,538</b>  | <b>41,998</b>  | <b>41,547</b>  | <b>41,116</b>  | <b>40,757</b>  |
| Officer                            | 4,226          | 4,060          | 4,113          | 4,002          | 3,997          | 4,032          |
| Enlisted                           | 31,227         | 30,150         | 29,481         | 28,864         | 28,624         | 28,257         |
| Civilian                           | 8,527          | 8,328          | 8,404          | 8,681          | 8,495          | 8,468          |
| <b>SPACE CMD</b>                   | <b>29,588</b>  | <b>28,173</b>  | <b>26,992</b>  | <b>25,796</b>  | <b>23,559</b>  | <b>22,349</b>  |
| Officer                            | 5,150          | 4,650          | 4,341          | 4,217          | 3,976          | 3,706          |
| Enlisted                           | 19,359         | 18,574         | 17,891         | 16,840         | 15,231         | 14,504         |
| Civilian                           | 5,079          | 4,949          | 4,760          | 4,739          | 4,352          | 4,139          |
| <b>US AIR FORCES, EUROPE</b>       | <b>39,214</b>  | <b>33,048</b>  | <b>32,566</b>  | <b>31,999</b>  | <b>31,973</b>  | <b>31,091</b>  |
| Officer                            | 3,568          | 3,334          | 3,267          | 3,382          | 3,457          | 3,398          |
| Enlisted                           | 28,657         | 24,274         | 23,884         | 23,522         | 23,312         | 22,622         |
| Civilian                           | 6,989          | 5,440          | 5,415          | 5,095          | 5,204          | 5,071          |

Table D-3

**AF PERSONNEL BY MAJOR COMMANDS (MAJCOMs),  
FIELD OPERATING AGENCIES (FOAs),  
AND DIRECT REPORTING UNITS (DRUs)**

|                                    | FY 94          | FY 95          | FY 96          | FY 97          | FY98           | FY99           |
|------------------------------------|----------------|----------------|----------------|----------------|----------------|----------------|
| <b>MAJCOM TOTAL</b>                | <b>534,793</b> | <b>501,030</b> | <b>487,395</b> | <b>472,876</b> | <b>458,298</b> | <b>444,790</b> |
| Officer                            | 65,584         | 63,059         | 61,271         | 59,511         | 57,925         | 56,510         |
| Enlisted                           | 313,003        | 291,776        | 282,827        | 273,795        | 266,488        | 261,101        |
| Civilian                           | 156,206        | 146,195        | 143,297        | 139,570        | 133,885        | 127,179        |
| <b>AF MATERIEL CMD</b>             | <b>117,426</b> | <b>111,232</b> | <b>107,427</b> | <b>103,596</b> | <b>96,986</b>  | <b>90,120</b>  |
| Officer                            | 11,365         | 10,778         | 10,039         | 9,257          | 8,540          | 7,959          |
| Enlisted                           | 25,702         | 25,160         | 23,995         | 23,252         | 22,037         | 20,688         |
| Civilian                           | 80,359         | 75,294         | 73,393         | 71,087         | 66,409         | 61,473         |
| <b>AF RESERVE COMMAND</b>          | <b>0</b>       | <b>0</b>       | <b>0</b>       | <b>14,916</b>  | <b>15,248</b>  | <b>15,139</b>  |
| Officer                            | 0              | 0              | 0              | 92             | 112            | 98             |
| Enlisted                           | 0              | 0              | 0              | 253            | 338            | 330            |
| Civilian                           | 0              | 0              | 0              | 14,571         | 14,798         | 14,711         |
| <b>AF SPECIAL OPS CMD</b>          | <b>9,655</b>   | <b>9,758</b>   | <b>10,217</b>  | <b>9,966</b>   | <b>9,773</b>   | <b>9,702</b>   |
| Officer                            | 1,367          | 1,429          | 1,517          | 1,515          | 1,514          | 1,473          |
| Enlisted                           | 7,786          | 7,814          | 8,164          | 7,913          | 7,713          | 7,658          |
| Civilian                           | 502            | 515            | 536            | 538            | 546            | 571            |
| <b>AIR COMBAT CMD</b>              | <b>133,126</b> | <b>120,327</b> | <b>116,336</b> | <b>101,684</b> | <b>98,642</b>  | <b>96,730</b>  |
| Officer                            | 16,254         | 15,197         | 14,805         | 12,643         | 12,292         | 12,271         |
| Enlisted                           | 101,753        | 91,796         | 88,364         | 77,521         | 75,035         | 73,635         |
| Civilian                           | 15,119         | 13,334         | 13,167         | 11,520         | 11,315         | 10,824         |
| <b>AIR MOBILITY CMD</b>            | <b>67,654</b>  | <b>62,405</b>  | <b>57,254</b>  | <b>63,260</b>  | <b>60,861</b>  | <b>59,571</b>  |
| Officer                            | 9,343          | 9,152          | 8,507          | 9,520          | 9,012          | 8,917          |
| Enlisted                           | 47,885         | 43,962         | 40,222         | 44,784         | 43,446         | 42,663         |
| Civilian                           | 10,426         | 9,291          | 8,525          | 8,956          | 8,403          | 7,991          |
| <b>AIR EDUCATION &amp; TNG CMD</b> | <b>78,926</b>  | <b>78,354</b>  | <b>79,371</b>  | <b>80,112</b>  | <b>80,140</b>  | <b>79,336</b>  |
| Officer                            | 14,317         | 14,371         | 14,587         | 14,883         | 15,025         | 14,656         |
| Enlisted                           | 50,353         | 49,794         | 50,578         | 50,846         | 50,752         | 50,744         |
| Civilian                           | 14,256         | 14,189         | 14,206         | 14,383         | 14,363         | 13,936         |
| <b>PACIFIC AIR FORCES CMD</b>      | <b>43,980</b>  | <b>42,538</b>  | <b>41,998</b>  | <b>41,547</b>  | <b>41,116</b>  | <b>40,757</b>  |
| Officer                            | 4,226          | 4,060          | 4,113          | 4,002          | 3,997          | 4,032          |
| Enlisted                           | 31,227         | 30,150         | 29,481         | 28,864         | 28,624         | 28,257         |
| Civilian                           | 8,527          | 8,328          | 8,404          | 8,681          | 8,495          | 8,468          |
| <b>SPACE CMD</b>                   | <b>29,588</b>  | <b>28,173</b>  | <b>26,992</b>  | <b>25,796</b>  | <b>23,559</b>  | <b>22,349</b>  |
| Officer                            | 5,150          | 4,650          | 4,341          | 4,217          | 3,976          | 3,706          |
| Enlisted                           | 19,359         | 18,574         | 17,891         | 16,840         | 15,231         | 14,504         |
| Civilian                           | 5,079          | 4,949          | 4,760          | 4,739          | 4,352          | 4,139          |
| <b>US AIR FORCES, EUROPE</b>       | <b>39,214</b>  | <b>33,048</b>  | <b>32,566</b>  | <b>31,999</b>  | <b>31,973</b>  | <b>31,091</b>  |
| Officer                            | 3,568          | 3,334          | 3,267          | 3,382          | 3,457          | 3,398          |
| Enlisted                           | 28,657         | 24,274         | 23,884         | 23,522         | 23,312         | 22,622         |
| Civilian                           | 6,989          | 5,440          | 5,415          | 5,095          | 5,204          | 5,071          |

Table D-3

**AF PERSONNEL BY MAJOR COMMANDS (MAJCOMs),  
FIELD OPERATING AGENCIES (FOAs),  
AND DIRECT REPORTING UNITS (DRUs)**

|  | FY 94         | FY 95         | FY 96         | FY 97         | FY98          | FY99          |
|--|---------------|---------------|---------------|---------------|---------------|---------------|
| <b>AF RESERVE (1)</b>                          | 15,324        | 15,195        | 15,234        | 0             | 0             | 0             |
| Officer  | 94            | 88            | 95            | 0             | 0             | 0             |
| Enlisted                                       | 281           | 252           | 248           | 0             | 0             | 0             |
| Civilian                                       | 14,949        | 14,855        | 14,891        | 0             | 0             | 0             |
| <b>FOA TOTAL</b>                               | <b>32,077</b> | <b>30,395</b> | <b>66,552</b> | <b>53,664</b> | <b>51,499</b> | <b>51,714</b> |
| Officer  | 6,062         | 5,791         | 5,531         | 5,602         | 5,271         | 5,205         |
| Enlisted                                       | 16,135        | 14,773        | 14,235        | 14,743        | 14,383        | 14,271        |
| Civilian                                       | 9,880         | 9,831         | 46,786        | 33,319        | 31,845        | 32,238        |
| <b>AF AUDIT AGENCY</b>                         | <b>890</b>    | <b>893</b>    | <b>867</b>    | <b>905</b>    | <b>888</b>    | <b>884</b>    |
| Officer  | 4             | 1             | 1             | 1             | 1             | 1             |
| Enlisted                                       | 4             | 3             | 3             | 1             | 1             | 1             |
| Civilian                                       | 882           | 889           | 863           | 903           | 886           | 882           |
| <b>AF AGENCY FOR MODELING/SIMULATION</b>       | <b>0</b>      | <b>0</b>      | <b>0</b>      | <b>18</b>     | <b>28</b>     | <b>30</b>     |
| Officer  | 0             | 0             | 0             | 16            | 15            | 16            |
| Enlisted                                       | 0             | 0             | 0             | 2             | 2             | 2             |
| Civilian                                       | 0             | 0             | 0             | 0             | 11            | 12            |
| <b>AF BASE CONVERSION AGENCY</b>               | <b>376</b>    | <b>337</b>    | <b>312</b>    | <b>311</b>    | <b>284</b>    | <b>262</b>    |
| Officer  | 2             | 1             | 1             | 0             | 0             | 0             |
| Enlisted                                       | 80            | 0             | 0             | 0             | 0             | 0             |
| Civilian                                       | 294           | 336           | 311           | 311           | 284           | 262           |
| <b>AF CTR FOR ENVIR EXCEL</b>                  | <b>397</b>    | <b>430</b>    | <b>445</b>    | <b>410</b>    | <b>414</b>    | <b>409</b>    |
| Officer  | 49            | 54            | 49            | 46            | 40            | 37            |
| Enlisted                                       | 1             | 2             | 3             | 2             | 2             | 2             |
| Civilian                                       | 347           | 374           | 393           | 362           | 372           | 370           |
| <b>AF CTR FOR QUALITY/MGMT IMPROVEMENT (2)</b> | <b>0</b>      | <b>0</b>      | <b>0</b>      | <b>218</b>    | <b>205</b>    | <b>0</b>      |
| Officer  | 0             | 0             | 0             | 55            | 37            | 0             |
| Enlisted                                       | 0             | 0             | 0             | 81            | 80            | 0             |
| Civilian                                       | 0             | 0             | 0             | 82            | 88            | 0             |
| <b>AF CIVIL ENG SPT AGENCY</b>                 | <b>310</b>    | <b>259</b>    | <b>223</b>    | <b>213</b>    | <b>221</b>    | <b>215</b>    |
| Officer  | 32            | 28            | 26            | 26            | 25            | 18            |
| Enlisted                                       | 104           | 93            | 83            | 72            | 70            | 68            |
| Civilian                                       | 174           | 138           | 114           | 115           | 126           | 129           |
| <b>AF CIVILIAN PER MGMT CTR (3)</b>            | <b>1,077</b>  | <b>1,107</b>  | <b>0</b>      | <b>0</b>      | <b>0</b>      | <b>0</b>      |
| Officer  | 1             | 1             | 0             | 0             | 0             | 0             |
| Enlisted                                       | 0             | 0             | 0             | 0             | 0             | 0             |
| Civilian                                       | 1,076         | 1,106         | 0             | 0             | 0             | 0             |
| <b>AF OPERATIONS GROUP</b>                     | <b>152</b>    | <b>236</b>    | <b>225</b>    | <b>232</b>    | <b>240</b>    | <b>219</b>    |
| Officer  | 144           | 146           | 138           | 153           | 160           | 141           |
| Enlisted                                       | 0             | 77            | 73            | 65            | 69            | 71            |
| Civilian                                       | 8             | 13            | 14            | 14            | 11            | 7             |

Table D-3

**AF PERSONNEL BY MAJOR COMMANDS (MAJCOMs),  
FIELD OPERATING AGENCIES (FOAs),  
AND DIRECT REPORTING UNITS (DRUs)**

|                                     | FY 94  | FY 95  | FY 96  | FY 97  | FY98   | FY99   |
|-------------------------------------|--------|--------|--------|--------|--------|--------|
| <b>AF C4 AGENCY (4)</b>             | 734    | 595    | 0      | 0      | 0      | 0      |
| Officer                             | 146    | 136    | 0      | 0      | 0      | 0      |
| Enlisted                            | 263    | 158    | 0      | 0      | 0      | 0      |
| Civilian                            | 325    | 301    | 0      | 0      | 0      | 0      |
| <b>AF COMMUNICATIONS AGENCY (4)</b> | 0      | 0      | 587    | 534    | 1      | 0      |
| Officer                             | 0      | 0      | 134    | 118    | 1      | 0      |
| Enlisted                            | 0      | 0      | 150    | 118    | 0      | 0      |
| Civilian                            | 0      | 0      | 303    | 298    | 0      | 0      |
| <b>AF COST ANALYSIS AGENCY</b>      | 109    | 115    | 107    | 69     | 62     | 54     |
| Officer                             | 25     | 29     | 27     | 0      | 23     | 18     |
| Enlisted                            | 8      | 8      | 9      | 0      | 2      | 2      |
| Civilian                            | 76     | 78     | 71     | 69     | 37     | 34     |
| <b>AF FLT STDS MGMT AGENCY</b>      | 153    | 160    | 159    | 157    | 168    | 154    |
| Officer                             | 73     | 72     | 72     | 62     | 66     | 58     |
| Enlisted                            | 62     | 66     | 65     | 73     | 72     | 69     |
| Civilian                            | 18     | 22     | 22     | 22     | 30     | 27     |
| <b>AF FREQ MGMT AGENCY</b>          | 32     | 29     | 31     | 27     | 0      | 0      |
| Officer                             | 7      | 5      | 4      | 0      | 0      | 0      |
| Enlisted                            | 7      | 6      | 6      | 0      | 0      | 0      |
| Civilian                            | 18     | 18     | 21     | 27     | 0      | 0      |
| <b>AF HIST RESEARCH AGENCY</b>      | 61     | 62     | 65     | 63     | 70     | 67     |
| Officer                             | 4      | 4      | 4      | 4      | 2      | 3      |
| Enlisted                            | 8      | 6      | 8      | 7      | 6      | 5      |
| Civilian                            | 49     | 52     | 53     | 52     | 62     | 59     |
| <b>AF HISTORY SPT OFFICE</b>        | 0      | 33     | 34     | 40     | 35     | 33     |
| Officer                             | 0      | 2      | 3      | 3      | 2      | 1      |
| Enlisted                            | 0      | 2      | 3      | 3      | 2      | 3      |
| Civilian                            | 0      | 29     | 28     | 34     | 31     | 29     |
| <b>AF INSPECTION AGENCY</b>         | 180    | 165    | 150    | 147    | 147    | 134    |
| Officer                             | 118    | 110    | 98     | 97     | 96     | 88     |
| Enlisted                            | 33     | 30     | 27     | 27     | 25     | 25     |
| Civilian                            | 29     | 25     | 25     | 23     | 26     | 21     |
| <b>AIR INTEL AGENCY</b>             | 14,405 | 13,277 | 12,981 | 12,739 | 12,593 | 12,749 |
| Officer                             | 1,698  | 1,598  | 1,539  | 1,366  | 1,262  | 1,239  |
| Enlisted                            | 10,607 | 9,570  | 9,343  | 9,271  | 9,278  | 9,496  |
| Civilian                            | 2,100  | 2,109  | 2,099  | 2,102  | 2,053  | 2,014  |
| <b>LEGAL SERVICES AGENCY</b>        | 555    | 522    | 535    | 511    | 511    | 528    |
| Officer                             | 282    | 275    | 282    | 274    | 274    | 275    |
| Enlisted                            | 124    | 119    | 125    | 114    | 116    | 126    |
| Civilian                            | 149    | 128    | 128    | 123    | 121    | 127    |

Table D-3

**AF PERSONNEL BY MAJOR COMMANDS (MAJCOMs),  
FIELD OPERATING AGENCIES (FOAs),  
AND DIRECT REPORTING UNITS (DRUs)**

|  | FY 94 | FY 95 | FY 96 | FY 97 | FY98 | FY99  |
|--|-------|-------|-------|-------|------|-------|
| <b>AF LOGISTICS MGMT AGENCY</b>              | 91    | 86    | 74    | 63    | 69   | 70    |
| Officer                                      | 51    | 48    | 41    | 33    | 38   | 35    |
| Enlisted                                     | 18    | 18    | 16    | 16    | 20   | 18    |
| Civilian                                     | 22    | 20    | 17    | 14    | 11   | 17    |
| <b>AF MANPOWER AND INNOVATION AGENCY (2)</b> | 0     | 0     | 0     | 0     | 0    | 194   |
| Officer                                      | 0     | 0     | 0     | 0     | 0    | 35    |
| Enlisted                                     | 0     | 0     | 0     | 0     | 0    | 78    |
| Civilian                                     | 0     | 0     | 0     | 0     | 0    | 81    |
| <b>AF MEDICAL OPS AGENCY</b>                 | 342   | 298   | 152   | 125   | 135  | 138   |
| Officer                                      | 30    | 35    | 40    | 42    | 48   | 56    |
| Enlisted                                     | 6     | 6     | 6     | 13    | 14   | 13    |
| Civilian                                     | 306   | 257   | 106   | 70    | 73   | 69    |
| <b>AF MGMT ENG AGENCY (2)</b>                | 148   | 148   | 167   | 0     | 0    | 0     |
| Officer                                      | 24    | 27    | 27    | 0     | 0    | 0     |
| Enlisted                                     | 54    | 59    | 60    | 0     | 0    | 0     |
| Civilian                                     | 70    | 62    | 80    | 0     | 0    | 0     |
| <b>AF MILITARY PERS CENTER (3)</b>           | 1,460 | 1,420 | 0     | 0     | 0    | 0     |
| Officer                                      | 330   | 308   | 0     | 0     | 0    | 0     |
| Enlisted                                     | 652   | 653   | 0     | 0     | 0    | 0     |
| Civilian                                     | 478   | 459   | 0     | 0     | 0    | 0     |
| <b>AF PERSONNEL CENTER</b>                   | 0     | 0     | 1611  | 1751  | 1895 | 1992  |
| Officer                                      | 0     | 0     | 292   | 302   | 309  | 312   |
| Enlisted                                     | 0     | 0     | 638   | 640   | 654  | 675   |
| Civilian                                     | 0     | 0     | 681   | 809   | 932  | 1,005 |
| <b>AF PERSONNEL OPS AGENCY</b>               | 69    | 63    | 63    | 64    | 64   | 62    |
| Officer                                      | 27    | 21    | 21    | 25    | 25   | 25    |
| Enlisted                                     | 13    | 14    | 17    | 17    | 20   | 17    |
| Civilian                                     | 29    | 28    | 25    | 22    | 19   | 20    |
| <b>AF SERVICES AGENCY (5)</b>                | 212   | 270   | 273   | 268   | 270  | 286   |
| Officer                                      | 29    | 30    | 24    | 19    | 30   | 41    |
| Enlisted                                     | 17    | 36    | 46    | 44    | 50   | 59    |
| Civilian                                     | 166   | 204   | 203   | 205   | 190  | 186   |
| <b>AF NEWS AGENCY</b>                        | 491   | 485   | 480   | 476   | 466  | 443   |
| Officer                                      | 26    | 20    | 18    | 17    | 22   | 18    |
| Enlisted                                     | 336   | 336   | 332   | 345   | 338  | 325   |
| Civilian                                     | 129   | 129   | 130   | 114   | 106  | 100   |
| <b>AF MEDICAL SPT AGENCY</b>                 | 114   | 97    | 90    | 83    | 79   | 77    |
| Officer                                      | 49    | 44    | 43    | 41    | 44   | 43    |
| Enlisted                                     | 10    | 8     | 8     | 5     | 7    | 8     |
| Civilian                                     | 55    | 45    | 39    | 37    | 28   | 26    |

Table D-3

**AF PERSONNEL BY MAJOR COMMANDS (MAJCOMs),  
FIELD OPERATING AGENCIES (FOAs),  
AND DIRECT REPORTING UNITS (DRUs)**

|                                  | FY 94        | FY 95        | FY 96        | FY 97        | FY98         | FY99         |
|----------------------------------|--------------|--------------|--------------|--------------|--------------|--------------|
| <b>AF OFFICE OF SPEC INVEST</b>  | <b>2,026</b> | <b>1,944</b> | <b>1,874</b> | <b>1,832</b> | <b>1,828</b> | <b>1,855</b> |
| Officer                          | 459          | 412          | 367          | 357          | 373          | 365          |
| Enlisted                         | 1,110        | 1,091        | 1,078        | 1,060        | 1,045        | 1,069        |
| Civilian                         | 457          | 441          | 429          | 415          | 410          | 421          |
| <b>AF PROGRAM EXE OFFICE</b>     | <b>51</b>    | <b>52</b>    | <b>52</b>    | <b>51</b>    | <b>45</b>    | <b>44</b>    |
| Officer                          | 33           | 33           | 33           | 33           | 29           | 30           |
| Enlisted                         | 5            | 5            | 5            | 5            | 5            | 2            |
| Civilian                         | 13           | 14           | 14           | 13           | 11           | 12           |
| <b>AF REAL ESTATE AGENCY</b>     | <b>14</b>    | <b>13</b>    | <b>13</b>    | <b>12</b>    | <b>13</b>    | <b>12</b>    |
| Officer                          | 0            | 0            | 0            | 0            | 0            | 0            |
| Enlisted                         | 0            | 0            | 0            | 0            | 0            | 0            |
| Civilian                         | 14           | 13           | 13           | 12           | 13           | 12           |
| <b>AF REV BOARDS AGENCY</b>      | <b>51</b>    | <b>44</b>    | <b>46</b>    | <b>46</b>    | <b>44</b>    | <b>46</b>    |
| Officer                          | 10           | 4            | 5            | 4            | 5            | 5            |
| Enlisted                         | 6            | 6            | 6            | 6            | 5            | 6            |
| Civilian                         | 35           | 34           | 35           | 36           | 34           | 35           |
| <b>AF SAFETY CENTER</b>          | <b>151</b>   | <b>136</b>   | <b>136</b>   | <b>129</b>   | <b>126</b>   | <b>122</b>   |
| Officer                          | 60           | 56           | 57           | 52           | 51           | 49           |
| Enlisted                         | 22           | 17           | 18           | 18           | 18           | 20           |
| Civilian                         | 69           | 63           | 61           | 59           | 57           | 53           |
| <b>AF SEC POLICE AGENCY (6)</b>  | <b>255</b>   | <b>159</b>   | <b>144</b>   | <b>231</b>   | <b>0</b>     | <b>0</b>     |
| Officer                          | 39           | 28           | 25           | 45           | 0            | 0            |
| Enlisted                         | 197          | 115          | 103          | 171          | 0            | 0            |
| Civilian                         | 19           | 16           | 16           | 15           | 0            | 0            |
| <b>AF SEC FORCES CENTER (6)</b>  | <b>0</b>     | <b>0</b>     | <b>0</b>     | <b>0</b>     | <b>265</b>   | <b>266</b>   |
| Officer                          | 0            | 0            | 0            | 0            | 56           | 53           |
| Enlisted                         | 0            | 0            | 0            | 0            | 196          | 200          |
| Civilian                         | 0            | 0            | 0            | 0            | 13           | 13           |
| <b>AF STUDIES &amp; ANALYSES</b> | <b>96</b>    | <b>84</b>    | <b>84</b>    | <b>158</b>   | <b>100</b>   | <b>93</b>    |
| Officer                          | 60           | 53           | 51           | 55           | 66           | 63           |
| Enlisted                         | 11           | 9            | 9            | 81           | 11           | 10           |
| Civilian                         | 25           | 22           | 24           | 22           | 23           | 20           |
| <b>AF TECH APPL CENTER</b>       | <b>1109</b>  | <b>1,044</b> | <b>941</b>   | <b>849</b>   | <b>701</b>   | <b>539</b>   |
| Officer                          | 199          | 202          | 195          | 180          | 152          | 141          |
| Enlisted                         | 907          | 842          | 746          | 669          | 549          | 398          |
| Civilian                         | 3            | 0            | 0            | 0            | 0            | 0            |
| <b>ANG READINESS CTR</b>         | <b>450</b>   | <b>490</b>   | <b>561</b>   | <b>572</b>   | <b>581</b>   | <b>546</b>   |
| Officer                          | 30           | 23           | 30           | 58           | 71           | 75           |
| Enlisted                         | 9            | 12           | 21           | 34           | 46           | 43           |
| Civilian                         | 411          | 455          | 510          | 480          | 464          | 428          |

Table D-3

**AF PERSONNEL BY MAJOR COMMANDS (MAJCOMs),  
FIELD OPERATING AGENCIES (FOAs),  
AND DIRECT REPORTING UNITS (DRUs)**

|  | FY 94         | FY 95         | FY 96         | FY 97         | FY98          | FY99          |
|--|---------------|---------------|---------------|---------------|---------------|---------------|
| <b>AIR NAT GUARD CIVILIANS</b>                               | <b>25,320</b> | <b>25,238</b> | <b>23,931</b> | <b>24,520</b> | <b>23,388</b> | <b>23,920</b> |
| Officer  | 0             | 0             | 0             | 0             | 0             | 0             |
| Enlisted   | 0             | 0             | 0             | 0             | 0             | 0             |
| Civilian   | 25,320        | 25,238        | 23,931        | 24,520        | 23,388        | 23,920        |
| <b>AIR RESERVE PER CENTER</b>                                | <b>678</b>    | <b>611</b>    | <b>602</b>    | <b>531</b>    | <b>0</b>      | <b>0</b>      |
| Officer  | 23            | 24            | 22            | 21            | 0             | 0             |
| Enlisted   | 94            | 96            | 95            | 97            | 0             | 0             |
| Civilian   | 561           | 491           | 485           | 413           | 0             | 0             |
| <b>AIR WEATHER SERVICE</b>                                   | <b>1,196</b>  | <b>1,038</b>  | <b>1,028</b>  | <b>1,049</b>  | <b>846</b>    | <b>787</b>    |
| Officer  | 291           | 234           | 202           | 188           | 130           | 116           |
| Enlisted   | 667           | 577           | 600           | 631           | 553           | 488           |
| Civilian   | 238           | 227           | 226           | 230           | 163           | 183           |
| <b>CENTER FOR AF HISTORY (7)</b>                             | <b>33</b>     | <b>0</b>      | <b>0</b>      | <b>0</b>      | <b>0</b>      | <b>0</b>      |
| Officer  | 4             | 0             | 0             | 0             | 0             | 0             |
| Enlisted   | 2             | 0             | 0             | 0             | 0             | 0             |
| Civilian   | 27            | 0             | 0             | 0             | 0             | 0             |
| <b>HEADQUARTERS AF</b>                                       | <b>2,617</b>  | <b>2,676</b>  | <b>2,596</b>  | <b>2,528</b>  | <b>2,463</b>  | <b>2,397</b>  |
| Officer  | 1,488         | 1,526         | 1,450         | 1,386         | 1,296         | 1,281         |
| Enlisted   | 241           | 255           | 270           | 262           | 265           | 251           |
| Civilian   | 888           | 895           | 876           | 880           | 902           | 865           |
| <b>JT SVCS SURV, EVASION,<br/>RESIST &amp; ESCAPE AGENCY</b> | <b>60</b>     | <b>84</b>     | <b>95</b>     | <b>105</b>    | <b>106</b>    | <b>96</b>     |
| Officer  | 8             | 10            | 9             | 7             | 6             | 4             |
| Enlisted   | 6             | 22            | 25            | 25            | 25            | 24            |
| Civilian   | 46            | 52            | 61            | 73            | 75            | 68            |
| <b>US SPACOM/NORAD</b>                                       | <b>453</b>    | <b>658</b>    | <b>836</b>    | <b>707</b>    | <b>609</b>    |               |
| Officer  | 113           | 253           | 339           | 352           | 225           | 326           |
| Enlisted   | 83            | 247           | 343           | 327           | 265           | 236           |
| Civilian   | 257           | 158           | 154           | 28            | 119           | 147           |
| <b>PENTAGON COMM AGENCY (8)</b>                              | <b>932</b>    | <b>933</b>    | <b>959</b>    | <b>875</b>    | <b>835</b>    | <b>774</b>    |
| Officer  | 207           | 191           | 180           | 158           | 127           | 99            |
| Enlisted   | 451           | 456           | 437           | 402           | 393           | 367           |
| Civilian   | 274           | 286           | 342           | 315           | 315           | 308           |
| <b>DIRECT REPORTING UNITS</b>                                | <b>7,915</b>  | <b>7,764</b>  | <b>7,962</b>  | <b>7,181</b>  | <b>7,449</b>  | <b>8,733</b>  |
| Officer  | 1,950         | 1,983         | 1,858         | 1,624         | 1,693         | 2,037         |
| Enlisted   | 2,972         | 2,752         | 2,853         | 2,732         | 2,829         | 3,301         |
| Civilian   | 2,993         | 3,029         | 3,251         | 2,825         | 2,927         | 3,395         |
| <b>AF COMM AND INFO CENTER (4)</b>                           | <b>0</b>      | <b>0</b>      | <b>0</b>      | <b>45</b>     | <b>704</b>    | <b>702</b>    |
| Officer  | 0             | 0             | 0             | 6             | 164           | 173           |
| Enlisted   | 0             | 0             | 0             | 39            | 179           | 172           |
| Civilian   | 0             | 0             | 0             | 0             | 361           | 357           |

Table D-3

**AF PERSONNEL BY MAJOR COMMANDS (MAJCOMs),  
FIELD OPERATING AGENCIES (FOAs),  
AND DIRECT REPORTING UNITS (DRUs)**

|                                   | FY 94         | FY 95         | FY 96         | FY 97         | FY98          | FY99          |
|-----------------------------------|---------------|---------------|---------------|---------------|---------------|---------------|
| <b>11TH SUPPORT WING (9)</b>      | <b>2,921</b>  | <b>2,549</b>  | <b>2,688</b>  | <b>2,360</b>  | <b>2,457</b>  | <b>2,526</b>  |
| Officer                           | 286           | 173           | 175           | 174           | 181           | 181           |
| Enlisted                          | 1,521         | 1,353         | 1,415         | 1,340         | 1,428         | 1,458         |
| Civilian                          | 1,114         | 1,023         | 1,098         | 846           | 848           | 887           |
| <b>AF OPERATIONAL T&amp;E CTR</b> | <b>851</b>    | <b>825</b>    | <b>757</b>    | <b>732</b>    | <b>767</b>    | <b>723</b>    |
| Officer                           | 484           | 466           | 399           | 373           | 373           | 359           |
| Enlisted                          | 145           | 161           | 171           | 172           | 163           | 158           |
| Civilian                          | 222           | 198           | 187           | 187           | 231           | 206           |
| <b>USAF ACADEMY</b>               | <b>4,124</b>  | <b>4,370</b>  | <b>4,496</b>  | <b>4,032</b>  | <b>4,140</b>  | <b>4,694</b>  |
| Officer                           | 1,164         | 1,328         | 1,268         | 1,032         | 1,069         | 1,257         |
| Enlisted                          | 1,306         | 1,238         | 1,266         | 1,214         | 1,232         | 1,504         |
| Civilian                          | 1,654         | 1,804         | 1,962         | 1,786         | 1,839         | 1,933         |
| <b>AF DOCTRINE CENTER</b>         | <b>19</b>     | <b>20</b>     | <b>21</b>     | <b>57</b>     | <b>85</b>     | <b>88</b>     |
| Officer                           | 16            | 16            | 16            | 45            | 70            | 67            |
| Enlisted                          | 0             | 0             | 1             | 6             | 6             | 9             |
| Civilian                          | 3             | 4             | 4             | 6             | 9             | 12            |
| <b>OTHER (10)</b>                 | <b>18,014</b> | <b>17,726</b> | <b>22,066</b> | <b>18,819</b> | <b>19,081</b> | <b>13,895</b> |
| Officer                           | 7,191         | 7,358         | 7,839         | 7,246         | 7,003         | 3,106         |
| Enlisted                          | 8,990         | 8,390         | 8,942         | 8,103         | 7,890         | 7,590         |
| Civilian                          | 1,833         | 1,978         | 5,285         | 3,470         | 4,188         | 3,199         |

## Footnotes:

- (1) Changed to AF Reserve Command in FY97
- (2) AF Mgmt Eng Agency changed to AF Center for Quality and Management Improvement in FY97.  
That, in turn, changed to Manpower and Innovation Agency in FY99.
- (3) Changed to AF Personnel Center in FY96.
- (4) AF C4 Agency changed to AF Communications Agency in FY96.  
That, in turn, was fully integrated into the AF Comm and Info Center in FY98.
- (5) Changed from AF MWR Agency in October 1993.
- (6) AF Sec Police Agency changed to AF Sec Forces Center in FY98.
- (7) Changed to AF History Support Office in FY95.
- (8) Changed from 7th Communication Group in FY94.
- (9) Changed from AF District of Washington in FY94.
- (10) Includes all AF Elements and Joint Commands.

## Notes:

- (1) Totals exclude Academy Cadets.
- (2) Beginning with the FY98 version of the Statistical Digest  
the former AFLC, AFSC, Air University, MAC, SAC and TAC  
were no longer listed. In FY 93, their successor organizations AFMC,  
AETC, AMC and ACC were instituted.

## OPR:

- (OFFICER) AF/DPRR, Mr. C. Lambert, (703) 697-3714 or DSN 227-3714;  
(ENLISTED) AF/DPRR, Ms. J. Breeden, (703) 697-3714 or DSN 227-3714;  
(CIVILIAN) AF/DPRR, Mr. D. Davenport, (703) 697-7486 or DSN 227-7486

Table D-4

**AF PERSONNEL BY STATE AND COUNTRY OF ASSIGNMENT  
1992-1999**

|                             | FY 92  | FY 93  | FY 94  | FY 95  | FY 96  | FY 97  | FY98   | FY99   |
|-----------------------------|--------|--------|--------|--------|--------|--------|--------|--------|
| <b>ALABAMA</b>              | 6,923  | 7,067  | 7,407  | 7,085  | 7,063  | 6,993  | 6,795  | 6,586  |
| Military                    | 4,624  | 4,735  | 4,977  | 4,862  | 4,899  | 4,811  | 4,593  | 4,444  |
| Civilian                    | 2,299  | 2,332  | 2,430  | 2,223  | 2,164  | 2,182  | 2,202  | 2,142  |
| <b>ARIZONA</b>              | 13,192 | 13,188 | 14,759 | 14,247 | 14,000 | 14,050 | 13,681 | 13,377 |
| Military                    | 10,358 | 10,519 | 12,034 | 11,625 | 11,566 | 11,647 | 11,357 | 11,119 |
| Civilian                    | 2,834  | 2,669  | 2,725  | 2,622  | 2,434  | 2,403  | 2,324  | 2,258  |
| <b>ARKANSAS</b>             | 6,280  | 4,920  | 4,888  | 4,911  | 4,819  | 4,750  | 4,726  | 4,692  |
| Military                    | 4,722  | 4,419  | 4,421  | 4,475  | 4,344  | 4,330  | 4,309  | 4,281  |
| Civilian                    | 558    | 501    | 467    | 436    | 475    | 420    | 417    | 411    |
| <b>CALIFORNIA</b>           | 60,051 | 63,815 | 60,360 | 45,173 | 41,964 | 40,413 | 36,256 | 32,851 |
| Military                    | 37,908 | 33,720 | 31,151 | 27,402 | 24,970 | 24,081 | 22,262 | 21,104 |
| Civilian                    | 22,143 | 19,895 | 19,209 | 17,771 | 16,994 | 16,337 | 13,994 | 11,747 |
| <b>COLORADO</b>             | 18,304 | 19,064 | 15,596 | 15,366 | 15,180 | 14,707 | 14,577 | 14,667 |
| Military                    | 13,140 | 13,993 | 11,009 | 10,746 | 10,496 | 10,241 | 10,134 | 10,086 |
| Civilian                    | 5,164  | 5,071  | 4,587  | 4,620  | 4,684  | 4,466  | 4,443  | 4,571  |
| <b>CONNECTICUT</b>          | 32     | 34     | 38     | 34     | 34     | 38     | 34     | 31     |
| Military                    | 29     | 30     | 34     | 31     | 31     | 36     | 32     | 30     |
| Civilian                    | 3      | 4      | 4      | 3      | 3      | 2      | 2      | 1      |
| <b>DELAWARE</b>             | 5,522  | 5,524  | 5,761  | 5,391  | 5,053  | 4,865  | 4,692  | 4,704  |
| Military                    | 4,242  | 4,283  | 4,598  | 4,277  | 3,980  | 3,831  | 3,746  | 3,774  |
| Civilian                    | 1,280  | 1,241  | 1,163  | 1,114  | 1,073  | 1,034  | 946    | 930    |
| <b>DISTRICT OF COLUMBIA</b> | 4,973  | 4,766  | 4,751  | 4,846  | 5,002  | 4,783  | 4,685  | 4,449  |
| Military                    | 3,763  | 3,657  | 3,739  | 3,782  | 3,852  | 3,712  | 3,635  | 3,480  |
| Civilian                    | 1,210  | 1,109  | 1,012  | 1,064  | 1,150  | 1,071  | 1,050  | 969    |
| <b>FLORIDA</b>              | 40,053 | 35,605 | 35,426 | 34,839 | 34,891 | 34,033 | 32,465 | 31,813 |
| Military                    | 31,129 | 27,159 | 26,636 | 26,562 | 26,688 | 25,940 | 24,654 | 24,172 |
| Civilian                    | 8,924  | 8,446  | 8,790  | 8,277  | 8,203  | 8,093  | 7,811  | 7,641  |
| <b>GEORGIA</b>              | 20,673 | 20,806 | 20,580 | 19,583 | 19,913 | 19,833 | 19,845 | 20,446 |
| Military                    | 7,147  | 8,346  | 8,394  | 8,163  | 8,716  | 9,109  | 8,940  | 9,203  |
| Civilian                    | 13,526 | 12,460 | 12,186 | 11,420 | 11,197 | 10,724 | 10,905 | 11,243 |
| <b>IDAHO</b>                | 3,788  | 3,900  | 3,819  | 4,019  | 4,324  | 4,671  | 4,570  | 4,582  |
| Military                    | 3,355  | 3,424  | 3,381  | 3,587  | 3,877  | 4,259  | 4,164  | 4,164  |
| Civilian                    | 433    | 476    | 438    | 432    | 447    | 412    | 406    | 418    |
| <b>ILLINOIS</b>             | 14,462 | 10,250 | 10,077 | 9,558  | 9,088  | 8,476  | 7,832  | 7,642  |
| Military                    | 10,509 | 6,985  | 6,830  | 6,420  | 6,191  | 5,957  | 5,526  | 5,389  |
| Civilian                    | 3,953  | 3,265  | 3,247  | 3,138  | 2,897  | 2,519  | 2,306  | 2,253  |
| <b>INDIANA</b>              | 3,788  | 2,221  | 4,187  | 899    | 879    | 846    | 821    | 830    |
| Military                    | 3,355  | 1,387  | 3,381  | 138    | 122    | 130    | 110    | 120    |
| Civilian                    | 433    | 834    | 806    | 761    | 757    | 716    | 711    | 710    |
| <b>IOWA</b>                 | 62     | 55     | 52     | 45     | 46     | 46     | 45     | 41     |
| Military                    | 59     | 52     | 50     | 43     | 44     | 44     | 43     | 39     |
| Civilian                    | 3      | 3      | 2      | 2      | 2      | 2      | 2      | 2      |

Table D-4

**AF PERSONNEL BY STATE AND COUNTRY OF ASSIGNMENT  
1992-1999**

|                      | FY 92  | FY 93  | FY 94  | FY 95  | FY 96  | FY 97  | FY98   | FY99   |
|----------------------|--------|--------|--------|--------|--------|--------|--------|--------|
| <b>KANSAS</b>        | 3,344  | 3,637  | 4,151  | 3,534  | 3,262  | 3,177  | 3,127  | 3,186  |
| Military             | 3,005  | 3,305  | 3,816  | 3,217  | 2,879  | 2,784  | 2,742  | 2,807  |
| Civilian             | 339    | 332    | 335    | 317    | 373    | 393    | 385    | 379    |
| <b>KENTUCKY</b>      | 273    | 255    | 218    | 216    | 225    | 231    | 224    | 204    |
| Military             | 267    | 248    | 210    | 210    | 219    | 226    | 219    | 199    |
| Civilian             | 6      | 7      | 6      | 6      | 6      | 5      | 5      | 5      |
| <b>LOUISIANA</b>     | 7,792  | 7,272  | 7,420  | 7,175  | 7,267  | 7,085  | 6,870  | 6,439  |
| Military             | 6,230  | 5,803  | 5,955  | 5,736  | 5,831  | 5,709  | 5,534  | 5,423  |
| Civilian             | 1,562  | 1,469  | 1,465  | 1,439  | 1,426  | 1,376  | 1,336  | 1,016  |
| <b>MAINE</b>         | 3,065  | 2,431  | 217    | 45     | 110    | 116    | 55     | 97     |
| Military             | 2,548  | 1,957  | 146    | 22     | 85     | 94     | 75     | 75     |
| Civilian             | 517    | 474    | 71     | 23     | 25     | 22     | 20     | 22     |
| <b>MARYLAND</b>      | 9,221  | 9,663  | 10,174 | 9,875  | 9,752  | 9,608  | 9,588  | 9,567  |
| Military             | 7,646  | 8,067  | 8,518  | 8,326  | 8,249  | 8,152  | 8,101  | 8,167  |
| Civilian             | 1,575  | 1,596  | 1,656  | 1,549  | 1,503  | 1,456  | 1,487  | 1,400  |
| <b>MASSACHUSETTS</b> | 5,587  | 5,253  | 5,149  | 4,892  | 4,917  | 4,713  | 4,376  | 4,158  |
| Military             | 2,320  | 2,166  | 2,019  | 1,891  | 1,912  | 1,811  | 1,694  | 1,528  |
| Civilian             | 3,267  | 3,087  | 3,130  | 3,001  | 3,005  | 2,902  | 2,682  | 2,630  |
| <b>MICHIGAN</b>      | 6,308  | 4,276  | 3,178  | 1,081  | 787    | 791    | 433    | 423    |
| Military             | 4,910  | 3,199  | 2,179  | 282    | 140    | 134    | 119    | 118    |
| Civilian             | 1,398  | 1,077  | 999    | 799    | 647    | 657    | 314    | 305    |
| <b>MINNESOTA</b>     | 448    | 442    | 446    | 465    | 449    | 439    | 422    | 412    |
| Military             | 106    | 103    | 99     | 101    | 92     | 84     | 81     | 86     |
| Civilian             | 342    | 339    | 347    | 364    | 357    | 355    | 341    | 326    |
| <b>MISSISSIPPI</b>   | 10,746 | 10,732 | 10,823 | 11,030 | 10,676 | 10,556 | 10,826 | 10,049 |
| Military             | 8,396  | 8,410  | 8,238  | 8,398  | 8,232  | 8,125  | 8,298  | 7,697  |
| Civilian             | 2,350  | 2,322  | 2,585  | 2,632  | 2,444  | 2,430  | 2,528  | 2,352  |
| <b>MISSOURI</b>      | 4,175  | 4,610  | 4,483  | 3,862  | 3,923  | 3,848  | 3,869  | 4,135  |
| Military             | 3,385  | 3,874  | 3,798  | 3,183  | 3,222  | 3,192  | 3,330  | 3,521  |
| Civilian             | 790    | 736    | 685    | 679    | 701    | 656    | 629    | 614    |
| <b>MONTANA</b>       | 4,778  | 5,045  | 4,815  | 4,569  | 4,046  | 3,905  | 3,867  | 3,874  |
| Military             | 4,312  | 4,601  | 4,394  | 4,155  | 3,628  | 3,489  | 3,521  | 3,534  |
| Civilian             | 466    | 444    | 421    | 414    | 418    | 416    | 346    | 340    |
| <b>NEBRASKA</b>      | 11,161 | 10,504 | 10,151 | 9,979  | 10,008 | 9,672  | 9,048  | 8,505  |
| Military             | 9,853  | 9,181  | 8,822  | 8,713  | 8,691  | 8,338  | 7,815  | 7,236  |
| Civilian             | 1,308  | 1,323  | 1,329  | 1,266  | 1,317  | 1,334  | 1,233  | 1,269  |
| <b>NEVADA</b>        | 7,594  | 8,032  | 8,586  | 8,329  | 7,687  | 7,527  | 7,545  | 7,481  |
| Military             | 6,523  | 7,005  | 7,487  | 7,251  | 6,568  | 6,485  | 6,530  | 6,502  |
| Civilian             | 1,071  | 1,027  | 1,099  | 1,078  | 1,119  | 1,042  | 1,015  | 979    |
| <b>NEW HAMPSHIRE</b> | 143    | 141    | 155    | 146    | 149    | 156    | 137    | 120    |
| Military             | 71     | 67     | 78     | 75     | 77     | 76     | 70     | 61     |
| Civilian             | 72     | 74     | 77     | 71     | 72     | 80     | 67     | 59     |

Table D-4

**AF PERSONNEL BY STATE AND COUNTRY OF ASSIGNMENT  
1992-1999**

|                       | FY 92         | FY 93         | FY 94         | FY 95         | FY 96         | FY 97         | FY98          | FY99          |
|-----------------------|---------------|---------------|---------------|---------------|---------------|---------------|---------------|---------------|
| <b>NEW JERSEY</b>     | <b>5,397</b>  | <b>5,624</b>  | <b>6,037</b>  | <b>6,684</b>  | <b>6,411</b>  | <b>6,352</b>  | <b>6,239</b>  | <b>6,109</b>  |
| Military              | 4,220         | 4,379         | 4,759         | 5,544         | 5,309         | 5,257         | 5,210         | 5,079         |
| Civilian              | 1,177         | 1,245         | 1,278         | 1,140         | 1,102         | 1,095         | 1,029         | 1,030         |
| <b>NEW MEXICO</b>     | <b>17,213</b> | <b>17,581</b> | <b>17,974</b> | <b>17,261</b> | <b>16,875</b> | <b>15,748</b> | <b>14,838</b> | <b>14,150</b> |
| Military              | 13,649        | 14,027        | 14,316        | 13,685        | 13,192        | 12,108        | 11,209        | 10,799        |
| Civilian              | 3,564         | 3,554         | 3,658         | 3,576         | 3,683         | 3,640         | 3,427         | 3,351         |
| <b>NEW YORK</b>       | <b>9,553</b>  | <b>9,416</b>  | <b>7,372</b>  | <b>2,883</b>  | <b>1,709</b>  | <b>1,668</b>  | <b>1,614</b>  | <b>1,566</b>  |
| Military              | 6,443         | 6,388         | 4,615         | 1,119         | 467           | 436           | 424           | 418           |
| Civilian              | 3,110         | 3,028         | 2,757         | 1,764         | 1,242         | 1,232         | 1,190         | 1,148         |
| <b>NORTH CAROLINA</b> | <b>10,411</b> | <b>10,959</b> | <b>11,010</b> | <b>10,568</b> | <b>10,285</b> | <b>10,242</b> | <b>10,032</b> | <b>10,141</b> |
| Military              | 9,454         | 9,970         | 10,044        | 9,633         | 9,288         | 9,241         | 9,077         | 9,187         |
| Civilian              | 957           | 989           | 966           | 935           | 997           | 1,001         | 955           | 954           |
| <b>NORTH DAKOTA</b>   | <b>10,558</b> | <b>10,611</b> | <b>10,501</b> | <b>10,890</b> | <b>10,244</b> | <b>9,431</b>  | <b>8,331</b>  | <b>8,143</b>  |
| Military              | 9,505         | 9,658         | 9,575         | 9,958         | 9,336         | 8,542         | 7,505         | 7,328         |
| Civilian              | 1,053         | 953           | 926           | 932           | 908           | 889           | 826           | 815           |
| <b>OHIO</b>           | <b>27,173</b> | <b>24,720</b> | <b>23,284</b> | <b>21,998</b> | <b>20,527</b> | <b>18,823</b> | <b>18,122</b> | <b>17,483</b> |
| Military              | 9,066         | 8,675         | 7,916         | 7,583         | 7,180         | 6,634         | 6,157         | 5,988         |
| Civilian              | 18,107        | 16,045        | 15,368        | 14,415        | 13,347        | 12,189        | 11,965        | 11,495        |
| <b>OKLAHOMA</b>       | <b>25,003</b> | <b>23,466</b> | <b>23,436</b> | <b>23,452</b> | <b>23,956</b> | <b>23,166</b> | <b>22,998</b> | <b>23,534</b> |
| Military              | 11,200        | 11,103        | 11,216        | 11,625        | 11,074        | 9,996         | 9,510         | 9,226         |
| Civilian              | 13,803        | 12,363        | 12,220        | 11,827        | 12,882        | 13,170        | 13,488        | 14,308        |
| <b>OREGON</b>         | <b>268</b>    | <b>270</b>    | <b>270</b>    | <b>295</b>    | <b>303</b>    | <b>324</b>    | <b>295</b>    | <b>302</b>    |
| Military              | 54            | 53            | 58            | 58            | 58            | 62            | 60            | 57            |
| Civilian              | 214           | 217           | 212           | 237           | 245           | 262           | 235           | 245           |
| <b>PENNSYLVANIA</b>   | <b>1,045</b>  | <b>1,004</b>  | <b>994</b>    | <b>991</b>    | <b>988</b>    | <b>1,051</b>  | <b>983</b>    | <b>976</b>    |
| Military              | 344           | 328           | 314           | 270           | 255           | 280           | 244           | 234           |
| Civilian              | 701           | 676           | 680           | 721           | 731           | 771           | 739           | 742           |
| <b>RHODE ISLAND</b>   | <b>77</b>     | <b>73</b>     | <b>79</b>     | <b>79</b>     | <b>79</b>     | <b>73</b>     | <b>72</b>     | <b>76</b>     |
| Military              | 76            | 72            | 78            | 78            | 78            | 72            | 71            | 75            |
| Civilian              | 1             | 1             | 1             | 1             | 1             | 1             | 1             | 1             |
| <b>SOUTH CAROLINA</b> | <b>12,342</b> | <b>12,146</b> | <b>11,974</b> | <b>11,537</b> | <b>11,186</b> | <b>10,903</b> | <b>10,508</b> | <b>10,261</b> |
| Military              | 10,530        | 10,483        | 10,351        | 9,990         | 9,634         | 9,408         | 9,042         | 8,847         |
| Civilian              | 1,812         | 1,663         | 1,623         | 1,547         | 1,552         | 1,495         | 1,466         | 1,414         |
| <b>SOUTH DAKOTA</b>   | <b>6,414</b>  | <b>5,748</b>  | <b>5,064</b>  | <b>4,359</b>  | <b>3,671</b>  | <b>3,406</b>  | <b>3,470</b>  | <b>3,502</b>  |
| Military              | 5,948         | 5,286         | 4,577         | 3,881         | 3,188         | 2,936         | 3,033         | 3,059         |
| Civilian              | 466           | 462           | 487           | 478           | 483           | 470           | 437           | 443           |
| <b>TENNESSEE</b>      | <b>477</b>    | <b>456</b>    | <b>503</b>    | <b>521</b>    | <b>520</b>    | <b>441</b>    | <b>422</b>    | <b>416</b>    |
| Military              | 261           | 245           | 274           | 290           | 300           | 231           | 228           | 224           |
| Civilian              | 216           | 211           | 229           | 231           | 220           | 210           | 194           | 192           |
| <b>TEXAS</b>          | <b>69,253</b> | <b>64,524</b> | <b>65,439</b> | <b>64,785</b> | <b>64,379</b> | <b>61,607</b> | <b>60,236</b> | <b>56,306</b> |
| Military              | 43,278        | 39,734        | 41,146        | 40,460        | 40,590        | 38,530        | 39,008        | 39,363        |
| Civilian              | 25,975        | 24,790        | 24,293        | 24,325        | 23,789        | 23,077        | 21,228        | 16,943        |

Table D-4

**AF PERSONNEL BY STATE AND COUNTRY OF ASSIGNMENT  
1992-1999**

|                          | FY 92  | FY 93  | FY 94  | FY 95  | FY 96  | FY 97  | FY98   | FY99   |
|--------------------------|--------|--------|--------|--------|--------|--------|--------|--------|
| <b>UTAH</b>              | 16,104 | 14,632 | 13,707 | 12,485 | 12,082 | 12,249 | 11,833 | 12,617 |
| Military                 | 4,832  | 4,953  | 4,850  | 4,583  | 4,380  | 4,309  | 4,177  | 4,219  |
| Civilian                 | 11,272 | 9,679  | 8,857  | 7,902  | 7,702  | 7,940  | 7,656  | 8,398  |
| <b>VERMONT</b>           | 21     | 21     | 22     | 17     | 16     | 11     | 11     | 10     |
| Military                 | 21     | 20     | 21     | 16     | 16     | 11     | 11     | 10     |
| Civilian                 | 0      | 1      | 1      | 1      | 0      | 0      | 0      | 0      |
| <b>VIRGINIA</b>          | 18,599 | 18,871 | 18,955 | 18,298 | 18,093 | 17,881 | 17,912 | 17,904 |
| Military                 | 14,588 | 14,819 | 14,945 | 14,384 | 14,154 | 13,940 | 13,731 | 13,954 |
| Civilian                 | 4,011  | 4,052  | 4,010  | 3,914  | 3,939  | 3,941  | 3,881  | 3,950  |
| <b>WASHINGTON</b>        | 10,228 | 10,984 | 10,734 | 10,016 | 9,436  | 8,986  | 8,481  | 8,279  |
| Military                 | 8,569  | 9,267  | 9,061  | 8,412  | 7,892  | 7,474  | 7,070  | 6,910  |
| Civilian                 | 1,659  | 1,717  | 1,673  | 1,604  | 1,544  | 1,512  | 1,411  | 1,369  |
| <b>WEST VIRGINIA</b>     | 39     | 36     | 36     | 35     | 37     | 42     | 43     | 39     |
| Military                 | 36     | 33     | 33     | 32     | 33     | 38     | 40     | 36     |
| Civilian                 | 3      | 3      | 3      | 3      | 4      | 4      | 3      | 3      |
| <b>WISCONSIN</b>         | 416    | 433    | 436    | 489    | 510    | 514    | 505    | 497    |
| Military                 | 74     | 78     | 77     | 76     | 84     | 80     | 89     | 80     |
| Civilian                 | 342    | 355    | 361    | 413    | 426    | 434    | 416    | 417    |
| <b>WYOMING</b>           | 3,996  | 4,121  | 4,369  | 4,214  | 4,004  | 3,934  | 3,827  | 3,857  |
| Military                 | 3,450  | 3,606  | 3,831  | 3,684  | 3,482  | 3,414  | 3,353  | 3,379  |
| Civilian                 | 546    | 515    | 538    | 530    | 522    | 520    | 474    | 478    |
| <b>ANG TOTAL (CONUS)</b> | 24,741 | 24,674 | 23,752 | 23,833 | 23,608 | 23,404 | 23,388 | 22,892 |
| Civilian                 | 24,741 | 24,674 | 23,752 | 23,833 | 23,608 | 23,404 | 23,388 | 22,892 |
| <b>ALASKA</b>            | 12,480 | 12,334 | 11,890 | 10,927 | 11,446 | 10,978 | 11,203 | 11,025 |
| Military                 | 10,773 | 10,741 | 10,299 | 9,548  | 9,504  | 9,249  | 9,476  | 9,403  |
| Civilian                 | 1,707  | 1,593  | 1,591  | 1,379  | 1,942  | 1,729  | 1,727  | 1,622  |
| <b>HAWAII</b>            | 6,363  | 6,105  | 6,053  | 5,887  | 6,424  | 6,486  | 6,538  | 6,509  |
| Military                 | 4,932  | 4,708  | 4,682  | 4,564  | 4,571  | 4,535  | 4,547  | 4,483  |
| Civilian                 | 1,431  | 1,397  | 1,371  | 1,323  | 1,853  | 1,951  | 1,991  | 2,026  |
| <b>AUSTRALIA (1)</b>     | 272    | 265    | 261    | 256    | 258    | 261    | 260    | 222    |
| Military                 | 272    | 264    | 260    | 254    | 256    | 260    | 258    | 220    |
| Civilian                 | 0      | 1      | 1      | 2      | 2      | 1      | 2      | 2      |
| <b>BELGIUM</b>           | 559    | 488    | 509    | 528    | 530    | 522    | 526    | 536    |
| Military                 | 551    | 480    | 501    | 521    | 523    | 513    | 518    | 529    |
| Civilian                 | 8      | 8      | 8      | 7      | 7      | 9      | 8      | 6      |
| <b>CANADA</b>            | 118    | 112    | 112    | 99     | 94     | 91     | 84     | 77     |
| Military                 | 108    | 102    | 102    | 91     | 88     | 89     | 82     | 76     |
| Civilian                 | 10     | 10     | 10     | 8      | 6      | 2      | 2      | 1      |

Table D-4

**AF PERSONNEL BY STATE AND COUNTRY OF ASSIGNMENT  
1992-1999**

|                            | FY 92  | FY 93  | FY 94  | FY 95  | FY 96  | FY 97  | FY98   | FY99   |
|----------------------------|--------|--------|--------|--------|--------|--------|--------|--------|
| <b>CANAL ZONE (PANAMA)</b> | 2,849  | 3,063  | 3,338  | 2,946  | 2,826  | 2,678  | 2,547  | 683    |
| Military                   | 2,178  | 2,292  | 2,500  | 2,096  | 2,012  | 1,814  | 1,712  | 299    |
| Civilian                   | 671    | 771    | 838    | 850    | 814    | 864    | 835    | 384    |
| <b>DENMARK</b>             | 24     | 19     | 20     | 21     | 18     | 20     | 21     | 21     |
| Military                   | 22     | 17     | 18     | 19     | 16     | 18     | 19     | 17     |
| Civilian                   | 2      | 2      | 2      | 2      | 2      | 2      | 2      | 4      |
| <b>EGYPT</b>               | 76     | 84     | 92     | 91     | 91     | 101    | 101    | 111    |
| Military                   | 40     | 45     | 53     | 54     | 54     | 64     | 65     | 74     |
| Civilian                   | 36     | 39     | 39     | 37     | 37     | 37     | 36     | 37     |
| <b>FRANCE</b>              | 18     | 20     | 20     | 22     | 23     | 26     | 21     | 24     |
| Military                   | 16     | 16     | 17     | 20     | 21     | 24     | 18     | 20     |
| Civilian                   | 2      | 4      | 3      | 2      | 2      | 2      | 3      | 4      |
| <b>GERMANY (2)</b>         | 31,791 | 23,606 | 22,729 | 19,227 | 18,943 | 18,757 | 17,222 | 18,444 |
| Military                   | 25,361 | 17,767 | 17,453 | 15,195 | 15,098 | 15,171 | 13,473 | 14,811 |
| Civilian                   | 6,430  | 5,839  | 5,276  | 4,032  | 3,845  | 3,586  | 3,749  | 3,633  |
| <b>GREECE</b>              | 1,143  | 683    | 180    | 163    | 177    | 184    | 174    | 183    |
| Military                   | 954    | 489    | 167    | 158    | 170    | 177    | 169    | 175    |
| Civilian                   | 189    | 194    | 13     | 5      | 7      | 7      | 5      | 8      |
| <b>GREENLAND</b>           | 139    | 134    | 124    | 133    | 143    | 133    | 132    | 130    |
| Military                   | 137    | 131    | 122    | 131    | 141    | 131    | 130    | 129    |
| Civilian                   | 2      | 3      | 2      | 2      | 2      | 2      | 2      | 1      |
| <b>GUAM</b>                | 3,069  | 3,047  | 2,760  | 2,646  | 2,549  | 2,574  | 2,500  | 2,419  |
| Military                   | 2,435  | 2,489  | 2,217  | 2,142  | 2,105  | 2,049  | 2,033  | 1,937  |
| Civilian                   | 634    | 558    | 543    | 504    | 444    | 525    | 467    | 482    |
| <b>ICELAND</b>             | 1,264  | 1,149  | 1,139  | 708    | 670    | 637    | 642    | 617    |
| Military                   | 1,189  | 1,068  | 1,066  | 640    | 623    | 594    | 609    | 588    |
| Civilian                   | 75     | 81     | 73     | 68     | 47     | 43     | 33     | 29     |
| <b>ISRAEL</b>              | 15     | 12     | 14     | 12     | 13     | 15     | 13     | 13     |
| Military                   | 15     | 12     | 13     | 11     | 12     | 14     | 11     | 11     |
| Civilian                   | 0      | 0      | 1      | 1      | 1      | 1      | 2      | 2      |
| <b>ITALY</b>               | 4,493  | 2,814  | 5,444  | 4,645  | 4,976  | 5,006  | 5,055  | 5,061  |
| Military                   | 3,782  | 2,063  | 4,685  | 3,984  | 4,164  | 4,190  | 4,248  | 4,263  |
| Civilian                   | 711    | 751    | 759    | 661    | 812    | 816    | 807    | 798    |
| <b>JAPAN</b>               | 20,081 | 20,140 | 20,106 | 19,796 | 19,387 | 19,296 | 18,693 | 18,681 |
| Military                   | 15,344 | 15,403 | 15,331 | 14,962 | 14,403 | 14,027 | 13,755 | 13,581 |
| Civilian                   | 4,737  | 4,737  | 4,775  | 4,834  | 4,984  | 5,269  | 5,138  | 5,100  |
| <b>KOREA</b>               | 10,149 | 10,360 | 10,106 | 9,835  | 9,765  | 9,713  | 9,631  | 9,765  |
| Military                   | 8,945  | 9,140  | 8,960  | 8,661  | 8,657  | 8,618  | 8,580  | 8,680  |
| Civilian                   | 1,204  | 1,210  | 1,146  | 1,174  | 1,108  | 1,095  | 1,051  | 1,085  |
| <b>NETHERLANDS</b>         | 1,922  | 1,792  | 418    | 309    | 306    | 300    | 300    | 300    |
| Military                   | 1,758  | 1,625  | 343    | 290    | 295    | 290    | 291    | 292    |
| Civilian                   | 164    | 167    | 75     | 10     | 11     | 10     | 9      | 8      |

Table D-4

**AF PERSONNEL BY STATE AND COUNTRY OF ASSIGNMENT  
1992-1999**

|                            | FY 92   | FY 93   | FY 94   | FY 95   | FY 96   | FY 97   | FY98    | FY99    |
|----------------------------|---------|---------|---------|---------|---------|---------|---------|---------|
| <b>NORWAY</b>              | 154     | 131     | 42      | 12      | 70      | 70      | 70      | 66      |
| Military                   | 131     | 108     | 24      | 9       | 58      | 59      | 58      | 54      |
| Civilian                   | 23      | 23      | 18      | 3       | 12      | 11      | 12      | 12      |
| <b>PHILIPPINE ISLANDS</b>  | 33      | 16      | 8       | 12      | 8       | 8       | 8       | 8       |
| Military                   | 31      | 15      | 8       | 12      | 7       | 8       | 8       | 8       |
| Civilian                   | 2       | 1       | 0       | 0       | 1       | 0       | 0       | 0       |
| <b>PORTUGAL</b>            | 1,968   | 1,964   | 1,844   | 1,702   | 1,737   | 1,727   | 1,687   | 1,672   |
| Military                   | 1,097   | 1,108   | 1,076   | 966     | 981     | 971     | 935     | 941     |
| Civilian                   | 871     | 856     | 768     | 736     | 756     | 756     | 752     | 731     |
| <b>PUERTO RICO</b>         | 331     | 328     | 358     | 360     | 374     | 364     | 336     | 604     |
| Military                   | 38      | 37      | 39      | 37      | 36      | 43      | 43      | 75      |
| Civilian                   | 293     | 291     | 319     | 323     | 338     | 311     | 293     | 529     |
| <b>SAUDI ARABIA</b>        | 264     | 305     | 290     | 261     | 295     | 310     | 347     | 315     |
| Military                   | 175     | 188     | 190     | 185     | 206     | 226     | 268     | 241     |
| Civilian                   | 89      | 117     | 100     | 76      | 89      | 84      | 79      | 74      |
| <b>SPAIN</b>               | 859     | 786     | 315     | 221     | 234     | 242     | 251     | 266     |
| Military                   | 382     | 477     | 218     | 217     | 215     | 223     | 246     | 253     |
| Civilian                   | 477     | 309     | 97      | 4       | 19      | 19      | 15      | 13      |
| <b>THAILAND</b>            | 34      | 32      | 32      | 26      | 36      | 34      | 34      | 28      |
| Military                   | 34      | 32      | 32      | 26      | 36      | 34      | 34      | 28      |
| Civilian                   | 0       | 0       | 0       | 0       | 0       | 0       | 0       | 0       |
| <b>TURKEY</b>              | 4,492   | 4,096   | 4,204   | 3,200   | 3,015   | 2,915   | 2,423   | 2,226   |
| Military                   | 4,021   | 3,663   | 3,760   | 2,772   | 2,588   | 2,516   | 2,033   | 1,861   |
| Civilian                   | 471     | 433     | 444     | 428     | 427     | 399     | 390     | 365     |
| <b>UNITED KINGDOM</b>      | 18,323  | 14,517  | 12,287  | 10,555  | 10,404  | 10,202  | 9,011   | 10,053  |
| Military                   | 17,319  | 13,661  | 11,478  | 9,983   | 9,775   | 9,596   | 8,423   | 9,465   |
| Civilian                   | 1,004   | 856     | 809     | 672     | 629     | 606     | 588     | 588     |
| <b>OTHER COUNTRIES (3)</b> | 388     | 445     | 1,227   | 1,010   | 773     | 888     | 787     | 3,278   |
| Military                   | 342     | 368     | 1,161   | 916     | 704     | 841     | 741     | 3,214   |
| Civilian                   | 46      | 77      | 66      | 94      | 69      | 47      | 46      | 64      |
| <b>CONUS</b>               | 541,066 | 513,678 | 503,515 | 483,514 | 473,905 | 460,588 | 440,250 | 425,544 |
| Military                   | 349,510 | 333,872 | 328,451 | 314,331 | 304,652 | 289,826 | 285,686 | 276,400 |
| Civilian                   | 191,556 | 179,806 | 175,164 | 169,283 | 169,253 | 160,762 | 154,564 | 149,144 |
| <b>SPECIAL LOCATIONS</b>   | 18,843  | 18,439  | 17,943  | 16,814  | 17,370  | 17,484  | 20,591  | 17,569  |
| Military                   | 15,705  | 15,449  | 14,981  | 14,112  | 14,075  | 13,784  | 16,113  | 13,922  |
| Civilian                   | 3,138   | 2,990   | 2,962   | 2,702   | 3,795   | 3,680   | 4,478   | 3,647   |
| <b>OVERSEAS</b>            | 104,828 | 90,398  | 87,979  | 78,889  | 77,716  | 76,787  | 73,420  | 77,976  |
| Military                   | 86,677  | 73,060  | 71,794  | 64,354  | 63,244  | 62,560  | 59,820  | 65,026  |
| Civilian                   | 18,151  | 17,338  | 16,185  | 14,535  | 14,471  | 14,227  | 13,600  | 12,949  |

Table D-4

**AF PERSONNEL BY STATE AND COUNTRY OF ASSIGNMENT  
1992-1999**

|                      | FY 92   | FY 93   | FY 94   | FY 95   | FY 96   | FY 97   | FY 98   | FY 99   |
|----------------------|---------|---------|---------|---------|---------|---------|---------|---------|
| <b>TRANSIENT (4)</b> | 7,366   | 9,815   | 8,986   | 7,614   | 7,050   | 6,375   | 5,351   | 4,242   |
| <b>GRAND TOTAL</b>   | 680,867 | 642,491 | 701,663 | 692,164 | 689,724 | 650,566 | 640,112 | 626,330 |
| <b>Military</b>      | 466,060 | 440,199 | 422,320 | 396,382 | 389,001 | 377,385 | 367,470 | 360,590 |
| <b>Civilian (5)</b>  | 214,797 | 201,992 | 197,231 | 185,786 | 183,724 | 179,184 | 172,642 | 165,740 |

**FOOTNOTES:**

- (1) Only those countries with more than 20 assigned personnel have been listed separately.
- (2) East and West Germany were re-united in 1991.
- (3) Includes personnel assigned to all other countries not listed individually.
- (4) Transients not included in U.S. and Overseas Sections.
- (5) Civilian data are total on-board, unadjusted.

Table D-5

**AF PERSONNEL DISTRIBUTION WITHIN  
MAJOR INSTALLATIONS**

|                                  | FY 92        | FY 93        | FY 94        | FY 95        | FY 96        | FY 97        | FY 98        | FY 99        |
|----------------------------------|--------------|--------------|--------------|--------------|--------------|--------------|--------------|--------------|
| <b>ALABAMA/Gunter AFS</b>        | <b>2,297</b> | <b>2,218</b> | <b>2,254</b> | <b>1,983</b> | <b>1,992</b> | <b>1,932</b> | <b>1,827</b> | <b>1,679</b> |
| Officer                          | 221          | 251          | 268          | 248          | 238          | 256          | 232          | 198          |
| Enlisted                         | 1,200        | 1,151        | 1,154        | 1,138        | 1,166        | 1,106        | 1,017        | 911          |
| Civilian                         | 876          | 816          | 832          | 597          | 588          | 570          | 578          | 570          |
| <b>ALABAMA/Maxwell AFB</b>       | <b>4,498</b> | <b>4,739</b> | <b>5,044</b> | <b>4,849</b> | <b>4,831</b> | <b>4,826</b> | <b>4,822</b> | <b>4,686</b> |
| Officer                          | 1,551        | 1,527        | 1,604        | 1,533        | 1,526        | 1,474        | 1,528        | 1,436        |
| Enlisted                         | 1,537        | 1,712        | 1,861        | 1,706        | 1,712        | 1,750        | 1,680        | 1,683        |
| Civilian                         | 1,410        | 1,500        | 1,579        | 1,610        | 1,593        | 1,602        | 1,614        | 1,567        |
| <b>ALASKA/Eielson AFB</b>        | <b>3,304</b> | <b>3,197</b> | <b>3,229</b> | <b>3,131</b> | <b>3,134</b> | <b>3,084</b> | <b>3,133</b> | <b>3,113</b> |
| Officer                          | 267          | 259          | 251          | 233          | 261          | 242          | 264          | 260          |
| Enlisted                         | 2,655        | 2,571        | 2,602        | 2,520        | 2,491        | 2,438        | 2,487        | 2,486        |
| Civilian                         | 382          | 367          | 376          | 378          | 382          | 404          | 382          | 367          |
| <b>ALASKA/Elmendorf AFB</b>      | <b>7,872</b> | <b>8,031</b> | <b>8,163</b> | <b>7,572</b> | <b>7,560</b> | <b>7,254</b> | <b>7,609</b> | <b>7,315</b> |
| Officer                          | 895          | 881          | 886          | 796          | 815          | 814          | 831          | 829          |
| Enlisted                         | 5,764        | 6,025        | 6,120        | 5,827        | 5,761        | 5,578        | 5,864        | 5,660        |
| Civilian                         | 1,213        | 1,125        | 1,157        | 949          | 984          | 862          | 914          | 826          |
| <b>ALASKA/Shemya AFS</b>         | <b>828</b>   | <b>0</b>     | <b>0</b>     | <b>0</b>     | <b>0</b>     | <b>0</b>     | <b>0</b>     | <b>0</b>     |
| Officer                          | 38           | 0            | 0            | 0            | 0            | 0            | 0            | 0            |
| Enlisted                         | 570          | 0            | 0            | 0            | 0            | 0            | 0            | 0            |
| Civilian                         | 20           | 0            | 0            | 0            | 0            | 0            | 0            | 0            |
| <b>ARIZONA/Davis-Monthan AFB</b> | <b>5,949</b> | <b>6,534</b> | <b>7,218</b> | <b>7,283</b> | <b>7,252</b> | <b>7,151</b> | <b>6,845</b> | <b>6,633</b> |
| Officer                          | 590          | 748          | 850          | 885          | 853          | 822          | 822          | 798          |
| Enlisted                         | 4,072        | 4,425        | 4,981        | 5,018        | 5,086        | 5,030        | 4,789        | 4,626        |
| Civilian                         | 1,287        | 1,361        | 1,387        | 1,380        | 1,313        | 1,299        | 1,234        | 1,209        |
| <b>ARIZONA/Luke AFB</b>          | <b>5,556</b> | <b>6,136</b> | <b>7,077</b> | <b>6,584</b> | <b>6,268</b> | <b>6,385</b> | <b>6,427</b> | <b>6,297</b> |
| Officer                          | 575          | 594          | 731          | 686          | 684          | 688          | 723          | 686          |
| Enlisted                         | 3,869        | 4,435        | 5,153        | 4,733        | 4,529        | 4,650        | 4,660        | 4,597        |
| Civilian                         | 1,112        | 1,107        | 1,193        | 1,165        | 1,055        | 1,047        | 1,044        | 1,014        |
| <b>ARIZONA/Williams AFB</b>      | <b>1,361</b> | <b>149</b>   | <b>59</b>    | <b>64</b>    | <b>49</b>    | <b>55</b>    | <b>52</b>    | <b>11</b>    |
| Officer                          | 394          | 24           | 13           | 14           | 9            | 10           | 14           | 1            |
| Enlisted                         | 651          | 45           | 3            | 3            | 3            | 4            | 3            | 3            |
| Civilian                         | 316          | 80           | 43           | 47           | 37           | 41           | 35           | 7            |
| <b>ARKANSAS/Eaker AFB</b>        | <b>502</b>   | <b>15</b>    | <b>11</b>    | <b>12</b>    | <b>9</b>     | <b>9</b>     | <b>8</b>     | <b>6</b>     |
| Officer                          | 27           | 0            | 0            | 0            | 0            | 0            | 0            | 0            |
| Enlisted                         | 377          | 3            | 0            | 0            | 0            | 0            | 0            | 0            |
| Civilian                         | 98           | 12           | 11           | 12           | 9            | 9            | 8            | 6            |
| <b>ARKANSAS/Little Rock AFB</b>  | <b>4,830</b> | <b>4,897</b> | <b>4,818</b> | <b>4,801</b> | <b>4,779</b> | <b>4,711</b> | <b>4,714</b> | <b>4,656</b> |
| Officer                          | 692          | 704          | 707          | 693          | 687          | 704          | 683          | 646          |
| Enlisted                         | 3,680        | 3,710        | 3,661        | 3,686        | 3,630        | 3,598        | 3,624        | 3,609        |
| Civilian                         | 458          | 483          | 450          | 422          | 462          | 409          | 407          | 401          |
| <b>CALIFORNIA/Beale AFB</b>      | <b>3,728</b> | <b>3,867</b> | <b>3,762</b> | <b>3,641</b> | <b>3,603</b> | <b>3,550</b> | <b>3,706</b> | <b>3,790</b> |
| Officer                          | 491          | 490          | 402          | 376          | 374          | 344          | 332          | 351          |
| Enlisted                         | 2,849        | 2,995        | 2,969        | 2,878        | 2,833        | 2,818        | 2,768        | 2,793        |
| Civilian                         | 388          | 382          | 391          | 387          | 396          | 388          | 606          | 646          |
| <b>CALIFORNIA/Castle AFB</b>     | <b>4,440</b> | <b>4,322</b> | <b>2,776</b> | <b>202</b>   | <b>15</b>    | <b>13</b>    | <b>12</b>    | <b>10</b>    |
| Officer                          | 677          | 629          | 304          | 13           | 0            | 0            | 0            | 0            |
| Enlisted                         | 3,435        | 3,360        | 2,175        | 132          | 0            | 0            | 0            | 0            |
| Civilian                         | 328          | 333          | 297          | 57           | 15           | 13           | 12           | 10           |

Table D-5

**AF PERSONNEL DISTRIBUTION WITHIN  
MAJOR INSTALLATIONS**

|                                   | FY 92         | FY 93         | FY 94         | FY 95         | FY 96         | FY 97        | FY98         | FY99         |
|-----------------------------------|---------------|---------------|---------------|---------------|---------------|--------------|--------------|--------------|
| <b>CALIFORNIA/Edwards AFB</b>     | <b>7,172</b>  | <b>7,498</b>  | <b>7,814</b>  | <b>7,234</b>  | <b>7,079</b>  | <b>7,035</b> | <b>6,648</b> | <b>6,482</b> |
| Officer                           | 655           | 666           | 718           | 626           | 589           | 565          | 559          | 523          |
| Enlisted                          | 3,576         | 3,766         | 3,839         | 3,477         | 3,425         | 3,217        | 2,995        | 2,820        |
| Civilian                          | 2,941         | 3,066         | 3,257         | 3,131         | 3,065         | 3,253        | 3,094        | 3,139        |
| <b>CALIFORNIA/George AFB</b>      | <b>1,211</b>  | <b>25</b>     | <b>26</b>     | <b>0</b>      | <b>0</b>      | <b>5</b>     | <b>3</b>     | <b>0</b>     |
| Officer                           | 104           | 0             | 0             | 0             | 0             | 0            | 0            | 0            |
| Enlisted                          | 887           | 0             | 0             | 0             | 0             | 0            | 0            | 0            |
| Civilian                          | 220           | 25            | 26            | 0             | 0             | 5            | 3            | 0            |
| <b>CALIFORNIA/Los Angeles AFB</b> | <b>3,125</b>  | <b>3,085</b>  | <b>3,142</b>  | <b>2,856</b>  | <b>2,671</b>  | <b>2,522</b> | <b>2,416</b> | <b>2,362</b> |
| Officer                           | 1,363         | 1,354         | 1,300         | 1,142         | 986           | 915          | 875          | 822          |
| Enlisted                          | 507           | 517           | 533           | 521           | 522           | 495          | 473          | 450          |
| Civilian                          | 1,255         | 1,214         | 1,309         | 1,193         | 1,163         | 1,112        | 1,068        | 1,090        |
| <b>CALIFORNIA/March AFB</b>       | <b>4,143</b>  | <b>4,516</b>  | <b>4,676</b>  | <b>2,923</b>  | <b>1,145</b>  | <b>1,187</b> | <b>1,249</b> | <b>1,261</b> |
| Officer                           | 549           | 531           | 491           | 156           | 11            | 9            | 12           | 13           |
| Enlisted                          | 2,695         | 2,743         | 2,902         | 1,645         | 60            | 58           | 58           | 49           |
| Civilian                          | 899           | 1,242         | 1,283         | 1,122         | 1,074         | 1,120        | 1,179        | 1,199        |
| <b>CALIFORNIA/Mather AFB</b>      | <b>2,348</b>  | <b>357</b>    | <b>16</b>     | <b>17</b>     | <b>9</b>      | <b>2</b>     | <b>2</b>     | <b>4</b>     |
| Officer                           | 562           | 50            | 0             | 0             | 0             | 0            | 0            | 2            |
| Enlisted                          | 1,155         | 252           | 0             | 4             | 7             | 1            | 1            | 1            |
| Civilian                          | 631           | 55            | 16            | 13            | 2             | 1            | 1            | 1            |
| <b>CALIFORNIA/McClellan AFB</b>   | <b>13,041</b> | <b>12,406</b> | <b>11,843</b> | <b>10,931</b> | <b>10,326</b> | <b>9,553</b> | <b>7,129</b> | <b>4,175</b> |
| Officer                           | 458           | 531           | 466           | 435           | 407           | 390          | 291          | 173          |
| Enlisted                          | 2,466         | 2,649         | 2,395         | 2,268         | 2,073         | 1,958        | 1,634        | 1,053        |
| Civilian                          | 10,117        | 9,226         | 8,982         | 8,228         | 7,846         | 7,205        | 5,204        | 2,949        |
| <b>CALIFORNIA/Norton AFB</b>      | <b>5,201</b>  | <b>2,219</b>  | <b>15</b>     | <b>9</b>      | <b>18</b>     | <b>16</b>    | <b>12</b>    | <b>8</b>     |
| Officer                           | 844           | 284           | 0             | 0             | 0             | 0            | 0            | 0            |
| Enlisted                          | 2,571         | 1,188         | 3             | 0             | 0             | 0            | 0            | 0            |
| Civilian                          | 1,786         | 747           | 12            | 9             | 18            | 16           | 12           | 8            |
| <b>CALIFORNIA/Travis AFB</b>      | <b>9,166</b>  | <b>9,169</b>  | <b>9,473</b>  | <b>10,237</b> | <b>10,019</b> | <b>9,376</b> | <b>8,567</b> | <b>8,399</b> |
| Officer                           | 1,240         | 1,313         | 1,392         | 1,600         | 1,504         | 1,407        | 1,331        | 1,313        |
| Enlisted                          | 6,010         | 5,896         | 6,232         | 6,846         | 6,693         | 6,266        | 5,742        | 5,614        |
| Civilian                          | 1,916         | 1,960         | 1,849         | 1,791         | 1,822         | 1,703        | 1,494        | 1,472        |
| <b>CALIFORNIA/Vandenberg AFB</b>  | <b>4,439</b>  | <b>4,490</b>  | <b>4,456</b>  | <b>4,510</b>  | <b>4,539</b>  | <b>4,479</b> | <b>4,189</b> | <b>4,183</b> |
| Officer                           | 658           | 628           | 678           | 778           | 889           | 812          | 754          | 795          |
| Enlisted                          | 2,550         | 2,666         | 2,552         | 2,504         | 2,519         | 2,541        | 2,441        | 2,459        |
| Civilian                          | 1,231         | 1,196         | 1,226         | 1,228         | 1,131         | 1,126        | 994          | 929          |
| <b>COLORADO/Lowry AFB</b>         | <b>5,719</b>  | <b>5,631</b>  | <b>1,244</b>  | <b>170</b>    | <b>105</b>    | <b>31</b>    | <b>22</b>    | <b>8</b>     |
| Officer                           | 359           | 267           | 100           | 41            | 15            | 2            | 1            | 1            |
| Enlisted                          | 3,967         | 4,093         | 516           | 109           | 69            | 21           | 11           | 3            |
| Civilian                          | 1,393         | 1,271         | 628           | 20            | 21            | 8            | 10           | 4            |
| <b>COLORADO/Peterson AFB</b>      | <b>4,531</b>  | <b>4,817</b>  | <b>4,979</b>  | <b>4,840</b>  | <b>4,548</b>  | <b>4,671</b> | <b>4,584</b> | <b>4,519</b> |
| Officer                           | 1,259         | 1,327         | 1,248         | 1,207         | 1,115         | 1,100        | 1,049        | 1,037        |
| Enlisted                          | 1,765         | 1,944         | 2,147         | 2,086         | 1,966         | 2,043        | 2,034        | 1,908        |
| Civilian                          | 1,507         | 1,546         | 1,584         | 1,547         | 1,467         | 1,528        | 1,501        | 1,574        |
| <b>COLORADO/AF Academy</b>        | <b>4,356</b>  | <b>4,380</b>  | <b>4,330</b>  | <b>4,591</b>  | <b>4,712</b>  | <b>4,117</b> | <b>4,261</b> | <b>4,396</b> |
| Officer                           | 1,295         | 1,283         | 1,217         | 1,355         | 1,304         | 1,060        | 1,121        | 1,188        |
| Enlisted                          | 1,419         | 1,484         | 1,420         | 1,342         | 1,368         | 1,241        | 1,269        | 1,287        |
| Civilian                          | 1,642         | 1,613         | 1,693         | 1,894         | 2,040         | 1,816        | 1,871        | 1,921        |

Table D-5

**AF PERSONNEL DISTRIBUTION WITHIN  
MAJOR INSTALLATIONS**

|                                   | FY 92         | FY 93         | FY 94         | FY 95         | FY 96         | FY 97         | FY98          | FY99          |
|-----------------------------------|---------------|---------------|---------------|---------------|---------------|---------------|---------------|---------------|
| <b>DELAWARE/Dover AFB</b>         | <b>5,539</b>  | <b>5,536</b>  | <b>5,763</b>  | <b>5,380</b>  | <b>5,041</b>  | <b>4,852</b>  | <b>4,697</b>  | <b>4,695</b>  |
| Officer                           | 406           | 452           | 518           | 475           | 424           | 388           | 396           | 413           |
| Enlisted                          | 3,858         | 3,849         | 4,083         | 3,791         | 3,544         | 3,430         | 3,355         | 3,352         |
| Civilian                          | 1,275         | 1,235         | 1,162         | 1,114         | 1,073         | 1,034         | 946           | 930           |
| <b>WASHINGTON DC/Bolling AFB</b>  | <b>3,108</b>  | <b>3,012</b>  | <b>3,110</b>  | <b>3,172</b>  | <b>3,215</b>  | <b>3,032</b>  | <b>2,922</b>  | <b>2,677</b>  |
| Officer                           | 572           | 550           | 564           | 563           | 553           | 513           | 484           | 398           |
| Enlisted                          | 1,515         | 1,501         | 1,602         | 1,613         | 1,611         | 1,545         | 1,514         | 1,439         |
| Civilian                          | 1,021         | 961           | 944           | 996           | 1,051         | 974           | 924           | 840           |
| <b>FLORIDA/Eglin AFB (1)</b>      | <b>12,442</b> | <b>12,032</b> | <b>11,881</b> | <b>11,274</b> | <b>11,093</b> | <b>10,835</b> | <b>10,595</b> | <b>10,371</b> |
| Officer                           | 1,668         | 1,559         | 1,463         | 1,434         | 1,412         | 1,287         | 1,262         | 1,206         |
| Enlisted                          | 6,955         | 6,741         | 6,635         | 6,496         | 6,245         | 6,130         | 5,989         | 5,909         |
| Civilian                          | 3,819         | 3,732         | 3,783         | 3,344         | 3,436         | 3,418         | 3,344         | 3,256         |
| <b>FLORIDA/Eglin AFB (1)</b>      | <b>6,539</b>  | <b>6,915</b>  | <b>7,505</b>  | <b>453</b>    | <b>301</b>    | <b>299</b>    | <b>310</b>    | <b>300</b>    |
| Officer                           | 1,005         | 998           | 1,009         | 16            | 2             | 2             | 1             | 0             |
| Enlisted                          | 5,057         | 5,447         | 6,020         | 24            | 10            | 8             | 3             | 3             |
| Civilian                          | 477           | 470           | 476           | 413           | 289           | 289           | 306           | 297           |
| <b>FLORIDA/Homestead AFB</b>      | <b>4,155</b>  | <b>926</b>    | <b>549</b>    | <b>497</b>    | <b>586</b>    | <b>567</b>    | <b>594</b>    | <b>580</b>    |
| Officer                           | 379           | 415           | 0             | 1             | 2             | 1             | 0             | 0             |
| Enlisted                          | 2,885         | 118           | 13            | 0             | 0             | 0             | 1             | 0             |
| Civilian                          | 891           | 393           | 536           | 496           | 584           | 566           | 593           | 580           |
| <b>FLORIDA/Hurlburt Field (1)</b> | <b>0</b>      | <b>0</b>      | <b>0</b>      | <b>7,923</b>  | <b>8,084</b>  | <b>7,880</b>  | <b>7,771</b>  | <b>7,726</b>  |
| Officer                           | 0             | 0             | 0             | 1083          | 1,156         | 1,193         | 1,173         | 1,159         |
| Enlisted                          | 0             | 0             | 0             | 6344          | 6,411         | 6,161         | 6,064         | 6,023         |
| Civilian                          | 0             | 0             | 0             | 496           | 517           | 526           | 534           | 544           |
| <b>FLORIDA/MacDill AFB</b>        | <b>5,758</b>  | <b>4,688</b>  | <b>3,734</b>  | <b>3,670</b>  | <b>4,125</b>  | <b>4,457</b>  | <b>4,394</b>  | <b>4,296</b>  |
| Officer                           | 760           | 629           | 560           | 570           | 666           | 732           | 721           | 694           |
| Enlisted                          | 4,116         | 3,164         | 2,244         | 2,184         | 2,533         | 2,816         | 2,775         | 2,719         |
| Civilian                          | 882           | 895           | 930           | 916           | 926           | 909           | 898           | 883           |
| <b>FLORIDA/Patrick AFB</b>        | <b>4,022</b>  | <b>3,811</b>  | <b>3,544</b>  | <b>3,492</b>  | <b>3,358</b>  | <b>2,759</b>  | <b>2,510</b>  | <b>2,402</b>  |
| Officer                           | 493           | 474           | 472           | 489           | 489           | 386           | 364           | 351           |
| Enlisted                          | 2,520         | 2,265         | 1,974         | 1,908         | 1,802         | 1,309         | 1,124         | 1,083         |
| Civilian                          | 1,009         | 1,072         | 1,098         | 1,095         | 1,067         | 1,064         | 1,022         | 968           |
| <b>FLORIDA/Tyndall AFB</b>        | <b>5,775</b>  | <b>5,823</b>  | <b>5,930</b>  | <b>5,637</b>  | <b>5,343</b>  | <b>4,823</b>  | <b>4,040</b>  | <b>3,947</b>  |
| Officer                           | 851           | 804           | 794           | 751           | 719           | 687           | 713           | 704           |
| Enlisted                          | 3,956         | 4,069         | 4,125         | 3,930         | 3,718         | 3,313         | 2,717         | 2,663         |
| Civilian                          | 968           | 950           | 1,011         | 956           | 906           | 823           | 610           | 580           |
| <b>GEORGIA/Dobbins AFB</b>        | <b>711</b>    | <b>645</b>    | <b>659</b>    | <b>664</b>    | <b>670</b>    | <b>665</b>    | <b>661</b>    | <b>580</b>    |
| Officer                           | 9             | 8             | 9             | 8             | 6             | 7             | 8             | 7             |
| Enlisted                          | 44            | 52            | 52            | 36            | 17            | 10            | 11            | 6             |
| Civilian                          | 658           | 585           | 598           | 620           | 647           | 648           | 642           | 567           |
| <b>GEORGIA/Moody AFB</b>          | <b>3,427</b>  | <b>4,456</b>  | <b>4,399</b>  | <b>4,090</b>  | <b>4,126</b>  | <b>4,409</b>  | <b>4,236</b>  | <b>4,181</b>  |
| Officer                           | 322           | 380           | 386           | 418           | 419           | 436           | 431           | 440           |
| Enlisted                          | 2,705         | 3,653         | 3,573         | 3,268         | 3,290         | 3,588         | 3,421         | 3,394         |
| Civilian                          | 400           | 423           | 440           | 404           | 417           | 385           | 384           | 347           |
| <b>GEORGIA/Robins AFB</b>         | <b>16,164</b> | <b>15,315</b> | <b>15,141</b> | <b>14,344</b> | <b>14,484</b> | <b>14,019</b> | <b>14,097</b> | <b>14,729</b> |
| Officer                           | 726           | 737           | 733           | 760           | 806           | 767           | 773           | 824           |
| Enlisted                          | 3,024         | 3,193         | 3,320         | 3,245         | 3,601         | 3,612         | 3,496         | 3,635         |
| Civilian                          | 12,414        | 11,385        | 11,088        | 10,339        | 10,077        | 9,640         | 9,828         | 10,270        |

Table D-5

**AF PERSONNEL DISTRIBUTION WITHIN  
MAJOR INSTALLATIONS**

|                                   | FY 92        | FY 93        | FY 94        | FY 95        | FY 96        | FY 97        | FY98         | FY99         |
|-----------------------------------|--------------|--------------|--------------|--------------|--------------|--------------|--------------|--------------|
| <b>HAWAII/Hickam/Wheeler AFBs</b> | <b>5,825</b> | <b>5,417</b> | <b>5,368</b> | <b>4,595</b> | <b>5,163</b> | <b>4,649</b> | <b>4,650</b> | <b>4,576</b> |
| Officer                           | 808          | 755          | 746          | 696          | 739          | 687          | 689          | 678          |
| Enlisted                          | 3,614        | 3,294        | 3,275        | 2,599        | 3,170        | 2,711        | 2,721        | 2,614        |
| Civilian                          | 1,403        | 1,368        | 1,347        | 1,300        | 1,254        | 1,251        | 1,240        | 1,284        |
| <b>IDAHO/Mountain Home AFB</b>    | <b>3,711</b> | <b>3,829</b> | <b>3,792</b> | <b>3,997</b> | <b>4,309</b> | <b>4,652</b> | <b>4,577</b> | <b>4,562</b> |
| Officer                           | 352          | 373          | 382          | 394          | 425          | 486          | 501          | 511          |
| Enlisted                          | 2,929        | 2,986        | 2,974        | 3,172        | 3,438        | 3,755        | 3,671        | 3,637        |
| Civilian                          | 430          | 470          | 436          | 431          | 446          | 411          | 405          | 414          |
| <b>ILLINOIS/Chanute AFB</b>       | <b>4,640</b> | <b>174</b>   | <b>12</b>    | <b>10</b>    | <b>9</b>     | <b>7</b>     | <b>7</b>     | <b>8</b>     |
| Officer                           | 167          | 15           | 0            | 0            | 0            | 0            | 0            | 0            |
| Enlisted                          | 3,806        | 86           | 1            | 0            | 0            | 0            | 0            | 0            |
| Civilian                          | 667          | 73           | 11           | 10           | 9            | 7            | 7            | 8            |
| <b>ILLINOIS/Scott AFB</b>         | <b>9,599</b> | <b>9,506</b> | <b>9,459</b> | <b>8,891</b> | <b>8,539</b> | <b>8,292</b> | <b>7,679</b> | <b>7,463</b> |
| Officer                           | 2,389        | 2,291        | 2,192        | 2,077        | 1,999        | 1,942        | 1,726        | 1,588        |
| Enlisted                          | 4,364        | 4,445        | 4,472        | 4,151        | 4,002        | 3,861        | 3,676        | 3,649        |
| Civilian                          | 2,846        | 2,770        | 2,795        | 2,663        | 2,538        | 2,489        | 2,277        | 2,226        |
| <b>INDIANA/Grissom AFB</b>        | <b>2,646</b> | <b>2,047</b> | <b>959</b>   | <b>730</b>   | <b>727</b>   | <b>692</b>   | <b>701</b>   | <b>700</b>   |
| Officer                           | 300          | 116          | 12           | 3            | 0            | 3            | 3            | 3            |
| Enlisted                          | 1,572        | 1,116        | 160          | 0            | 0            | 0            | 1            | 0            |
| Civilian                          | 774          | 815          | 787          | 727          | 727          | 689          | 697          | 697          |
| <b>KANSAS/McConnell AFB</b>       | <b>3,135</b> | <b>3,403</b> | <b>3,911</b> | <b>3,310</b> | <b>3,058</b> | <b>2,995</b> | <b>2,965</b> | <b>3,009</b> |
| Officer                           | 387          | 383          | 546          | 510          | 480          | 434          | 422          | 415          |
| Enlisted                          | 2,413        | 2,697        | 3,036        | 2,488        | 2,210        | 2,172        | 2,161        | 2,218        |
| Civilian                          | 335          | 323          | 329          | 312          | 368          | 389          | 382          | 376          |
| <b>LOUISIANA/Barksdale AFB</b>    | <b>6,579</b> | <b>6,805</b> | <b>7,000</b> | <b>6,679</b> | <b>6,769</b> | <b>6,601</b> | <b>6,445</b> | <b>6,294</b> |
| Officer                           | 953          | 899          | 891          | 868          | 899          | 872          | 835          | 799          |
| Enlisted                          | 4,588        | 4,797        | 5,008        | 4,721        | 4,788        | 4,682        | 4,585        | 4,483        |
| Civilian                          | 1,038        | 1,109        | 1,101        | 1,090        | 1,082        | 1,047        | 1,025        | 1,012        |
| <b>LOUISIANA/England AFB (2)</b>  | <b>837</b>   | <b>78</b>    | <b>12</b>    | <b>11</b>    | <b>10</b>    | <b>9</b>     | <b>6</b>     | <b>0</b>     |
| Officer                           | 61           | 12           | 0            | 0            | 0            | 0            | 0            | 0            |
| Enlisted                          | 593          | 56           | 0            | 0            | 0            | 0            | 0            | 0            |
| Civilian                          | 183          | 10           | 12           | 11           | 10           | 9            | 6            | 0            |
| <b>MAINE/Loring AFB</b>           | <b>2,993</b> | <b>2,501</b> | <b>61</b>    | <b>14</b>    | <b>15</b>    | <b>14</b>    | <b>13</b>    | <b>11</b>    |
| Officer                           | 391          | 221          | 0            | 0            | 0            | 0            | 0            | 0            |
| Enlisted                          | 2,095        | 1,816        | 0            | 1            | 0            | 0            | 0            | 0            |
| Civilian                          | 507          | 464          | 61           | 14           | 15           | 14           | 13           | 11           |
| <b>MARYLAND/Andrews AFB</b>       | <b>6,139</b> | <b>6,287</b> | <b>6,601</b> | <b>6,527</b> | <b>6,421</b> | <b>6,218</b> | <b>6,242</b> | <b>6,137</b> |
| Officer                           | 1,020        | 1,002        | 1,029        | 1,021        | 1,008        | 1,000        | 1,050        | 1,081        |
| Enlisted                          | 3,716        | 3,877        | 4,090        | 4,132        | 4,087        | 3,937        | 3,899        | 3,808        |
| Civilian                          | 1,403        | 1,408        | 1,482        | 1,374        | 1,326        | 1,281        | 1,293        | 1,248        |
| <b>MASS/Hanscom AFB</b>           | <b>4,157</b> | <b>3,873</b> | <b>3,858</b> | <b>3,626</b> | <b>3,655</b> | <b>3,457</b> | <b>3,207</b> | <b>3,001</b> |
| Officer                           | 1,010        | 920          | 865          | 787          | 773          | 701          | 647          | 608          |
| Enlisted                          | 935          | 910          | 911          | 888          | 914          | 871          | 834          | 707          |
| Civilian                          | 2,212        | 2,043        | 2,082        | 1,951        | 1,968        | 1,885        | 1,726        | 1,686        |
| <b>MASS/Westover AFB</b>          | <b>991</b>   | <b>957</b>   | <b>968</b>   | <b>979</b>   | <b>973</b>   | <b>957</b>   | <b>913</b>   | <b>893</b>   |
| Officer                           | 1            | 1            | 1            | 1            | 2            | 2            | 2            | 1            |
| Enlisted                          | 1            | 0            | 1            | 0            | 1            | 12           | 10           | 1            |
| Civilian                          | 989          | 956          | 966          | 978          | 970          | 943          | 901          | 891          |

Table D-5

**AF PERSONNEL DISTRIBUTION WITHIN  
MAJOR INSTALLATIONS**

|  | FY 92         | FY 93         | FY 94         | FY 95        | FY 96        | FY97         | FY98         | FY99         |
|--|---------------|---------------|---------------|--------------|--------------|--------------|--------------|--------------|
| <b>MICHIGAN/K. I. Sawyer AFB</b>       | <b>3,522</b>  | <b>3,485</b>  | <b>2,381</b>  | <b>130</b>   | <b>10</b>    | <b>10</b>    | <b>10</b>    | <b>10</b>    |
| Officer                                | 481           | 451           | 209           | 5            | 0            | 0            | 0            | 0            |
| Enlisted                               | 2,652         | 2,647         | 1,844         | 103          | 1            | 0            | 0            | 0            |
| Civilian                               | 389           | 387           | 328           | 22           | 9            | 10           | 10           | 10           |
| <b>MICHIGAN/Selfridge AFB</b>          | <b>422</b>    | <b>365</b>    | <b>301</b>    | <b>445</b>   | <b>272</b>   | <b>305</b>   | <b>244</b>   | <b>242</b>   |
| Officer                                | 10            | 13            | 7             | 7            | 3            | 1            | 3            | 1            |
| Enlisted                               | 97            | 84            | 43            | 29           | 2            | 0            | 0            | 0            |
| Civilian                               | 315           | 268           | 251           | 409          | 267          | 304          | 241          | 241          |
| <b>MICHIGAN/Wurtsmith AFB</b>          | <b>1,974</b>  | <b>18</b>     | <b>10</b>     | <b>11</b>    | <b>11</b>    | <b>10</b>    | <b>9</b>     | <b>7</b>     |
| Officer                                | 185           | 1             | 0             | 0            | 0            | 0            | 0            | 0            |
| Enlisted                               | 1,522         | 10            | 1             | 0            | 0            | 0            | 0            | 0            |
| Civilian                               | 267           | 7             | 9             | 11           | 11           | 10           | 9            | 7            |
| <b>MINNESOTA/Duluth IAP</b>            | <b>13</b>     | <b>11</b>     | <b>12</b>     | <b>11</b>    | <b>12</b>    | <b>3</b>     | <b>12</b>    | <b>8</b>     |
| Officer                                | 7             | 6             | 7             | 6            | 7            | 2            | 6            | 5            |
| Enlisted                               | 5             | 4             | 4             | 4            | 4            | 0            | 5            | 2            |
| Civilian                               | 1             | 1             | 1             | 1            | 1            | 1            | 1            | 1            |
| <b>MISSISSIPPI/Columbus AFB</b>        | <b>1,782</b>  | <b>1,684</b>  | <b>1,735</b>  | <b>1,663</b> | <b>1,685</b> | <b>1,744</b> | <b>1,859</b> | <b>1,820</b> |
| Officer                                | 681           | 559           | 564           | 508          | 588          | 696          | 870          | 838          |
| Enlisted                               | 786           | 790           | 813           | 787          | 754          | 690          | 538          | 552          |
| Civilian                               | 315           | 335           | 358           | 368          | 343          | 358          | 451          | 430          |
| <b>MISSISSIPPI/Keesler AFB</b>         | <b>9,308</b>  | <b>9,441</b>  | <b>9,402</b>  | <b>9,272</b> | <b>8,858</b> | <b>8,687</b> | <b>9,180</b> | <b>8,041</b> |
| Officer                                | 1,033         | 1,057         | 1,020         | 972          | 944          | 923          | 924          | 896          |
| Enlisted                               | 6,246         | 6,406         | 6,157         | 6,038        | 5817         | 5703         | 6185         | 5229         |
| Civilian                               | 2,029         | 1,978         | 2,225         | 2,262        | 2,097        | 2,061        | 2,071        | 1,916        |
| <b>MISSOURI/Richards-Gebaur AFB(3)</b> | <b>389</b>    | <b>0</b>      | <b>0</b>      | <b>0</b>     | <b>0</b>     | <b>0</b>     | <b>0</b>     | <b>0</b>     |
| Officer                                | 2             | 0             | 0             | 0            | 0            | 0            | 0            | 0            |
| Enlisted                               | 0             | 0             | 0             | 0            | 0            | 0            | 0            | 0            |
| Civilian                               | 387           | 0             | 0             | 0            | 0            | 0            | 0            | 0            |
| <b>MISSOURI/Whiteman AFB</b>           | <b>3,605</b>  | <b>4,112</b>  | <b>4,310</b>  | <b>3,666</b> | <b>3,641</b> | <b>3,531</b> | <b>3,655</b> | <b>3,743</b> |
| Officer                                | 484           | 452           | 406           | 317          | 302          | 304          | 299          | 320          |
| Enlisted                               | 2,737         | 3,285         | 3,293         | 2,694        | 2,667        | 2,599        | 2,749        | 2,826        |
| Civilian                               | 384           | 375           | 611           | 655          | 672          | 628          | 607          | 597          |
| <b>MONTANA/Malmstrom AFB</b>           | <b>4,627</b>  | <b>4,977</b>  | <b>4,790</b>  | <b>4,539</b> | <b>4,020</b> | <b>3,883</b> | <b>3,861</b> | <b>3,854</b> |
| Officer                                | 703           | 763           | 680           | 656          | 521          | 530          | 551          | 551          |
| Enlisted                               | 3,465         | 3,777         | 3,691         | 3,471        | 3,084        | 2,940        | 2,966        | 2,964        |
| Civilian                               | 459           | 437           | 419           | 412          | 415          | 413          | 344          | 339          |
| <b>NEBRASKA/Offutt AFB</b>             | <b>11,061</b> | <b>10,415</b> | <b>10,037</b> | <b>9,763</b> | <b>9,727</b> | <b>9,342</b> | <b>8,986</b> | <b>8,385</b> |
| Officer                                | 2,321         | 1,976         | 1,869         | 1,807        | 1,802        | 1,676        | 1,517        | 1,406        |
| Enlisted                               | 7,455         | 7,135         | 6,849         | 6,698        | 6,615        | 6,337        | 6,242        | 5,717        |
| Civilian                               | 1,285         | 1,304         | 1,319         | 1,258        | 1,310        | 1,329        | 1,227        | 1,262        |
| <b>NEVADA/Nellis AFB</b>               | <b>7,657</b>  | <b>7,979</b>  | <b>8,416</b>  | <b>8,142</b> | <b>7,441</b> | <b>7,023</b> | <b>7,033</b> | <b>6,879</b> |
| Officer                                | 773           | 815           | 824           | 843          | 825          | 794          | 783          | 783          |
| Enlisted                               | 5,893         | 6,223         | 6,574         | 6,307        | 5,627        | 5,321        | 5,364        | 5,245        |
| Civilian                               | 991           | 941           | 1,018         | 992          | 989          | 908          | 886          | 851          |
| <b>NEW HAMPSHIRE/Pease AFB</b>         | <b>17</b>     | <b>14</b>     | <b>13</b>     | <b>12</b>    | <b>11</b>    | <b>15</b>    | <b>5</b>     | <b>1</b>     |
| Officer                                | 4             | 3             | 3             | 3            | 2            | 2            | 1            | 0            |
| Enlisted                               | 1             | 1             | 0             | 1            | 1            | 1            | 1            | 0            |
| Civilian                               | 12            | 10            | 10            | 8            | 8            | 12           | 3            | 1            |

Table D-5

**AF PERSONNEL DISTRIBUTION WITHIN  
MAJOR INSTALLATIONS**

|                                   | FY 92        | FY 93        | FY 94         | FY 95        | FY 96        | FY 97        | FY98         | FY99         |
|-----------------------------------|--------------|--------------|---------------|--------------|--------------|--------------|--------------|--------------|
| <b>NEW JERSEY/McGuire AFB</b>     | <b>5,088</b> | <b>5,194</b> | <b>5,532</b>  | <b>6,165</b> | <b>5,652</b> | <b>5,665</b> | <b>5,486</b> | <b>5,423</b> |
| Officer                           | 516          | 565          | 594           | 784          | 669          | 655          | 619          | 649          |
| Enlisted                          | 3,444        | 3,507        | 3,774         | 4,328        | 3,975        | 4,004        | 3,927        | 3,833        |
| Civilian                          | 1,128        | 1,122        | 1,164         | 1,053        | 1,008        | 1,006        | 940          | 941          |
| <b>NEW MEXICO/Cannon AFB</b>      | <b>5,219</b> | <b>5,585</b> | <b>10,457</b> | <b>5,220</b> | <b>4,999</b> | <b>4,235</b> | <b>3,551</b> | <b>3,472</b> |
| Officer                           | 533          | 536          | 5,389         | 479          | 420          | 360          | 333          | 310          |
| Enlisted                          | 4,246        | 4,611        | 4,645         | 4,304        | 4,092        | 3,435        | 2,798        | 2,757        |
| Civilian                          | 440          | 438          | 423           | 437          | 487          | 440          | 420          | 405          |
| <b>NEW MEXICO/Holloman AFB</b>    | <b>5,501</b> | <b>5,572</b> | <b>5,682</b>  | <b>5,449</b> | <b>5,340</b> | <b>4,995</b> | <b>4,957</b> | <b>4,628</b> |
| Officer                           | 570          | 559          | 554           | 495          | 477          | 438          | 444          | 416          |
| Enlisted                          | 3,965        | 4,063        | 4,145         | 4,006        | 3,923        | 3,664        | 3,630        | 3,340        |
| Civilian                          | 966          | 950          | 983           | 948          | 940          | 893          | 883          | 872          |
| <b>NEW MEXICO/Kirtland AFB</b>    | <b>6,542</b> | <b>6,470</b> | <b>6,678</b>  | <b>6,496</b> | <b>6,418</b> | <b>6,407</b> | <b>6,122</b> | <b>5,887</b> |
| Officer                           | 1,149        | 1,267        | 1,340         | 1,321        | 1,282        | 1,236        | 1,177        | 1,093        |
| Enlisted                          | 3,257        | 3,080        | 3,124         | 3,017        | 2,912        | 2,894        | 2,853        | 2,760        |
| Civilian                          | 2,136        | 2,123        | 2,214         | 2,158        | 2,224        | 2,277        | 2,092        | 2,034        |
| <b>NEW YORK/Griffiss AFB</b>      | <b>6,339</b> | <b>6,157</b> | <b>4,937</b>  | <b>1,871</b> | <b>39</b>    | <b>26</b>    | <b>20</b>    | <b>20</b>    |
| Officer                           | 642          | 549          | 424           | 107          | 4            | 0            | 0            | 0            |
| Enlisted                          | 3,307        | 3,328        | 2,481         | 473          | 12           | 4            | 0            | 0            |
| Civilian                          | 2,390        | 2,280        | 2,032         | 1,291        | 23           | 22           | 20           | 20           |
| <b>NEW YORK/Hancock Field</b>     | <b>5</b>     | <b>5</b>     | <b>3</b>      | <b>2</b>     | <b>2</b>     | <b>5</b>     | <b>6</b>     | <b>2</b>     |
| Officer                           | 4            | 4            | 2             | 1            | 2            | 2            | 3            | 2            |
| Enlisted                          | 1            | 1            | 1             | 1            | 0            | 1            | 1            | 0            |
| Civilian                          | 0            | 0            | 0             | 0            | 0            | 2            | 2            | 0            |
| <b>NEW YORK/Niagara Falls IAP</b> | <b>312</b>   | <b>320</b>   | <b>358</b>    | <b>371</b>   | <b>349</b>   | <b>358</b>   | <b>353</b>   | <b>339</b>   |
| Officer                           | 1            | 1            | 1             | 4            | 2            | 1            | 1            | 0            |
| Enlisted                          | 0            | 0            | 9             | 9            | 3            | 0            | 0            | 0            |
| Civilian                          | 311          | 319          | 348           | 358          | 344          | 357          | 352          | 339          |
| <b>NEW YORK/Plattsburgh AFB</b>   | <b>2,554</b> | <b>2,598</b> | <b>1,860</b>  | <b>238</b>   | <b>15</b>    | <b>13</b>    | <b>12</b>    | <b>10</b>    |
| Officer                           | 339          | 337          | 191           | 19           | 0            | 0            | 0            | 0            |
| Enlisted                          | 1,839        | 1,866        | 1,325         | 147          | 2            | 1            | 1            | 1            |
| Civilian                          | 376          | 395          | 344           | 72           | 13           | 12           | 11           | 9            |
| <b>NORTH CAROLINA/Pope AFB</b>    | <b>4,835</b> | <b>5,315</b> | <b>5,231</b>  | <b>4,756</b> | <b>4,681</b> | <b>4,747</b> | <b>4,752</b> | <b>4,774</b> |
| Officer                           | 611          | 615          | 585           | 550          | 574          | 581          | 585          | 623          |
| Enlisted                          | 3,878        | 4,315        | 4,289         | 3,864        | 3,796        | 3,858        | 3,866        | 3,850        |
| Civilian                          | 346          | 385          | 357           | 342          | 311          | 308          | 301          | 301          |
| <b>N. CAROLINA/Seymour J AFB</b>  | <b>5,182</b> | <b>5,273</b> | <b>5,364</b>  | <b>5,286</b> | <b>5,041</b> | <b>4,926</b> | <b>4,830</b> | <b>4,863</b> |
| Officer                           | 588          | 559          | 546           | 560          | 537          | 526          | 539          | 542          |
| Enlisted                          | 4,075        | 4,199        | 4,290         | 4,211        | 3,899        | 3,786        | 3,704        | 3,728        |
| Civilian                          | 519          | 515          | 528           | 515          | 605          | 614          | 587          | 593          |
| <b>N. DAKOTA/Grand Forks AFB</b>  | <b>5,114</b> | <b>5,197</b> | <b>5,235</b>  | <b>5,168</b> | <b>4,949</b> | <b>4,436</b> | <b>3,338</b> | <b>3,076</b> |
| Officer                           | 729          | 710          | 797           | 825          | 773          | 663          | 472          | 403          |
| Enlisted                          | 3,942        | 4,051        | 3,990         | 3,944        | 3,798        | 3,394        | 2,531        | 2,361        |
| Civilian                          | 443          | 436          | 448           | 399          | 378          | 379          | 335          | 312          |
| <b>NORTH DAKOTA/Minot AFB</b>     | <b>5,402</b> | <b>5,453</b> | <b>5,315</b>  | <b>5,676</b> | <b>5,247</b> | <b>4,945</b> | <b>5,032</b> | <b>5,017</b> |
| Officer                           | 812          | 795          | 742           | 751          | 681          | 654          | 649          | 656          |
| Enlisted                          | 3,995        | 4,152        | 4,104         | 4,400        | 4,044        | 3,788        | 3,899        | 3,864        |
| Civilian                          | 595          | 506          | 469           | 525          | 522          | 503          | 484          | 497          |

Table D-5

**AF PERSONNEL DISTRIBUTION WITHIN  
MAJOR INSTALLATIONS**

|                                   | FY 92  | FY 93  | FY 94  | FY 95  | FY 96  | FY97   | FY98   | FY99   |
|-----------------------------------|--------|--------|--------|--------|--------|--------|--------|--------|
| <b>OHIO/Newark AFS</b>            | 1,999  | 1,554  | 1,553  | 1,466  | 344    | 3      | 2      | 2      |
| Officer                           | 24     | 19     | 14     | 12     | 7      | 1      | 1      | 1      |
| Enlisted                          | 40     | 52     | 44     | 51     | 37     | 1      | 1      | 1      |
| Civilian                          | 1,935  | 1,483  | 1,495  | 1,403  | 300    | 1      | 0      | 0      |
| <b>OHIO/Rickenbacker AFB</b>      | 264    | 53     | 23     | 16     | 13     | 10     | 10     | 13     |
| Officer                           | 5      | 6      | 8      | 6      | 2      | 2      | 2      | 1      |
| Enlisted                          | 8      | 8      | 4      | 1      | 1      | 1      | 1      | 1      |
| Civilian                          | 251    | 39     | 11     | 9      | 10     | 7      | 7      | 11     |
| <b>OHIO/Wright-Patterson AFB</b>  | 24,100 | 21,897 | 20,933 | 19,686 | 19,312 | 17,746 | 17,139 | 16,459 |
| Officer                           | 5,046  | 4,477  | 4,410  | 3,985  | 3,694  | 3,251  | 3,019  | 2,861  |
| Enlisted                          | 3,629  | 3,389  | 3,212  | 3,234  | 3,120  | 2,995  | 2,836  | 2,787  |
| Civilian                          | 15,425 | 14,031 | 13,311 | 12,467 | 12,498 | 11,500 | 11,284 | 10,811 |
| <b>OKLAHOMA/Altus AFB</b>         | 3,529  | 3,571  | 3,707  | 3,812  | 3,829  | 3,237  | 3,329  | 3,159  |
| Officer                           | 397    | 414    | 391    | 402    | 392    | 415    | 432    | 371    |
| Enlisted                          | 2,681  | 2,715  | 2,854  | 2,926  | 2,540  | 1,697  | 1,634  | 1,598  |
| Civilian                          | 451    | 442    | 462    | 484    | 897    | 1,125  | 1,263  | 1,190  |
| <b>OKLAHOMA/Tinker AFB</b>        | 20,337 | 18,890 | 18,688 | 18,562 | 18,953 | 18,700 | 18,405 | 19,039 |
| Officer                           | 1,447  | 1,317  | 1,248  | 1,351  | 1,248  | 1,181  | 1,065  | 1,058  |
| Enlisted                          | 5,650  | 5,758  | 5,793  | 5,977  | 5,839  | 5,594  | 5,239  | 4,981  |
| Civilian                          | 13,240 | 11,815 | 11,647 | 11,234 | 11,866 | 11,925 | 12,101 | 13,000 |
| <b>OKLAHOMA/Vance AFB</b>         | 1,127  | 991    | 1,009  | 946    | 1,060  | 1,098  | 1,227  | 1,210  |
| Officer                           | 657    | 516    | 519    | 454    | 568    | 609    | 741    | 704    |
| Enlisted                          | 378    | 391    | 396    | 398    | 386    | 383    | 376    | 399    |
| Civilian                          | 92     | 84     | 94     | 94     | 106    | 106    | 110    | 107    |
| <b>S. CAROLINA/Charleston AFB</b> | 5,141  | 5,377  | 5,673  | 5,473  | 5,398  | 5,249  | 5,044  | 4,727  |
| Officer                           | 562    | 551    | 619    | 632    | 654    | 617    | 606    | 612    |
| Enlisted                          | 3,505  | 3,723  | 3,992  | 3,834  | 3,726  | 3,640  | 3,469  | 3,209  |
| Civilian                          | 1,074  | 1,103  | 1,062  | 1,007  | 1,018  | 992    | 969    | 906    |
| <b>S. CAROLINA/Myrtle Bch AFB</b> | 1,584  | 13     | 10     | 10     | 8      | 9      | 9      | 6      |
| Officer                           | 121    | 0      | 0      | 0      | 0      | 0      | 0      | 0      |
| Enlisted                          | 1,269  | 1      | 0      | 0      | 0      | 0      | 0      | 0      |
| Civilian                          | 194    | 12     | 10     | 10     | 8      | 9      | 9      | 6      |
| <b>S. CAROLINA/Shaw AFB</b>       | 5,873  | 6,672  | 6,158  | 5,900  | 5,625  | 5,533  | 5,426  | 5,382  |
| Officer                           | 760    | 787    | 716    | 714    | 662    | 661    | 646    | 646    |
| Enlisted                          | 4,598  | 5,366  | 4,913  | 4,667  | 4,449  | 4,390  | 4,303  | 4,245  |
| Civilian                          | 515    | 519    | 529    | 519    | 514    | 482    | 477    | 491    |
| <b>S. DAKOTA/Ellsworth AFB</b>    | 6,413  | 5,694  | 4,991  | 4,260  | 3,645  | 3,384  | 3,463  | 3,480  |
| Officer                           | 954    | 759    | 570    | 466    | 399    | 354    | 369    | 366    |
| Enlisted                          | 4,999  | 4,479  | 3,937  | 3,319  | 2,767  | 2,561  | 2,658  | 2,674  |
| Civilian                          | 460    | 456    | 484    | 475    | 479    | 469    | 436    | 440    |
| <b>TEXAS/Bergstrom AFB</b>        | 3,117  | 969    | 646    | 628    | 15     | 7      | 8      | 9      |
| Officer                           | 435    | 58     | 2      | 1      | 0      | 0      | 0      | 0      |
| Enlisted                          | 1,947  | 278    | 11     | 9      | 2      | 0      | 0      | 0      |
| Civilian                          | 735    | 633    | 633    | 618    | 13     | 7      | 8      | 9      |

Table D-5

**AF PERSONNEL DISTRIBUTION WITHIN  
MAJOR INSTALLATIONS**

|                             | FY 92         | FY 93         | FY 94         | FY 95         | FY 96         | FY 97         | FY98          | FY99          |
|-----------------------------|---------------|---------------|---------------|---------------|---------------|---------------|---------------|---------------|
| <b>TEXAS/Brooks AFB</b>     | <b>3,037</b>  | <b>3,245</b>  | <b>3,360</b>  | <b>3,428</b>  | <b>3,405</b>  | <b>3,308</b>  | <b>3,153</b>  | <b>2,816</b>  |
| Officer                     | 593           | 667           | 690           | 649           | 616           | 561           | 509           | 458           |
| Enlisted                    | 1,023         | 1,141         | 1,129         | 1,139         | 1,160         | 1,114         | 1,171         | 998           |
| Civilian                    | 1,421         | 1,437         | 1,541         | 1,640         | 1,629         | 1,633         | 1,473         | 1,360         |
| <b>TEXAS/Carswell AFB</b>   | <b>4,204</b>  | <b>950</b>    | <b>562</b>    | <b>450</b>    | <b>513</b>    | <b>506</b>    | <b>510</b>    | <b>520</b>    |
| Officer                     | 530           | 42            | 1             | 0             | 1             | 2             | 2             | 2             |
| Enlisted                    | 2,982         | 310           | 12            | 7             | 7             | 8             | 7             | 10            |
| Civilian                    | 692           | 598           | 549           | 443           | 505           | 496           | 501           | 508           |
| <b>TEXAS/Dyess AFB</b>      | <b>5,505</b>  | <b>5,515</b>  | <b>5,401</b>  | <b>5,181</b>  | <b>5,073</b>  | <b>5,032</b>  | <b>4,975</b>  | <b>4,928</b>  |
| Officer                     | 781           | 787           | 706           | 711           | 724           | 688           | 736           | 736           |
| Enlisted                    | 4,365         | 4,358         | 4,323         | 4,098         | 3,981         | 4,007         | 3,900         | 3,870         |
| Civilian                    | 359           | 370           | 372           | 372           | 368           | 337           | 339           | 322           |
| <b>TEXAS/Goodfellow AFB</b> | <b>2,164</b>  | <b>2,299</b>  | <b>2,490</b>  | <b>2,526</b>  | <b>2,412</b>  | <b>2,466</b>  | <b>2,569</b>  | <b>2,383</b>  |
| Officer                     | 382           | 361           | 372           | 362           | 308           | 350           | 363           | 317           |
| Enlisted                    | 1,458         | 1,606         | 1,674         | 1,647         | 1,623         | 1,589         | 1,678         | 1,541         |
| Civilian                    | 324           | 332           | 444           | 517           | 481           | 527           | 528           | 525           |
| <b>TEXAS/Kelly AFB</b>      | <b>18,938</b> | <b>18,033</b> | <b>16,920</b> | <b>16,768</b> | <b>16,761</b> | <b>15,932</b> | <b>13,968</b> | <b>9,632</b>  |
| Officer                     | 855           | 845           | 824           | 794           | 774           | 704           | 656           | 574           |
| Enlisted                    | 3,426         | 3,653         | 3,767         | 3,791         | 3,761         | 3,434         | 3,198         | 3,092         |
| Civilian                    | 14,657        | 13,535        | 12,329        | 12,183        | 12,226        | 11,794        | 10,114        | 5,966         |
| <b>TEXAS/Lackland AFB</b>   | <b>15,165</b> | <b>15,327</b> | <b>16,563</b> | <b>15,702</b> | <b>15,847</b> | <b>15,098</b> | <b>16,351</b> | <b>15,996</b> |
| Officer                     | 1,937         | 1,945         | 1,983         | 1,925         | 1,874         | 1,856         | 1,860         | 1,812         |
| Enlisted                    | 10,599        | 10,860        | 11,786        | 10,930        | 11,340        | 10,725        | 12,053        | 11,775        |
| Civilian                    | 2,629         | 2,522         | 2,794         | 2,847         | 2,633         | 2,517         | 2,438         | 2,409         |
| <b>TEXAS/Laughlin AFB</b>   | <b>2,286</b>  | <b>2,093</b>  | <b>2,177</b>  | <b>2,090</b>  | <b>2,191</b>  | <b>2,051</b>  | <b>2,260</b>  | <b>2,209</b>  |
| Officer                     | 690           | 534           | 585           | 474           | 626           | 690           | 832           | 796           |
| Enlisted                    | 751           | 716           | 732           | 733           | 693           | 546           | 525           | 522           |
| Civilian                    | 845           | 843           | 860           | 883           | 872           | 815           | 903           | 891           |
| <b>TEXAS/Randolph AFB</b>   | <b>7,362</b>  | <b>7,580</b>  | <b>7,872</b>  | <b>7,706</b>  | <b>7,442</b>  | <b>7,513</b>  | <b>7,702</b>  | <b>7,878</b>  |
| Officer                     | 1,462         | 1,588         | 1,782         | 1,813         | 1,576         | 1,629         | 1,692         | 1,803         |
| Enlisted                    | 3,288         | 3,300         | 3,259         | 3,072         | 2,657         | 2,560         | 2,584         | 2,613         |
| Civilian                    | 2,612         | 2,692         | 2,831         | 2,821         | 3,209         | 3,324         | 3,426         | 3,462         |
| <b>TEXAS/Reese AFB</b>      | <b>1,726</b>  | <b>1,643</b>  | <b>1,515</b>  | <b>1,419</b>  | <b>1,009</b>  | <b>228</b>    | <b>10</b>     | <b>9</b>      |
| Officer                     | 727           | 637           | 542           | 452           | 216           | 13            | 0             | 0             |
| Enlisted                    | 618           | 640           | 627           | 602           | 497           | 133           | 1             | 1             |
| Civilian                    | 381           | 366           | 346           | 365           | 296           | 82            | 9             | 8             |
| <b>TEXAS/Sheppard AFB</b>   | <b>6,617</b>  | <b>7,175</b>  | <b>8,455</b>  | <b>7,514</b>  | <b>8,166</b>  | <b>7,802</b>  | <b>8,462</b>  | <b>8,243</b>  |
| Officer                     | 834           | 807           | 854           | 814           | 808           | 786           | 795           | 781           |
| Enlisted                    | 4,681         | 5,133         | 6,211         | 5,257         | 5,996         | 5,661         | 6,370         | 6,182         |
| Civilian                    | 1,102         | 1,235         | 1,390         | 1,443         | 1,362         | 1,355         | 1,297         | 1,280         |
| <b>UTAH/Hill AFB</b>        | <b>16,031</b> | <b>14,513</b> | <b>13,540</b> | <b>12,357</b> | <b>11,991</b> | <b>12,153</b> | <b>11,771</b> | <b>12,531</b> |
| Officer                     | 660           | 656           | 676           | 640           | 610           | 613           | 598           | 595           |
| Enlisted                    | 4,134         | 4,209         | 4,051         | 3,850         | 3,688         | 3,610         | 3,517         | 3,542         |
| Civilian                    | 11,237        | 9,648         | 8,813         | 7,867         | 7,693         | 7,930         | 7,656         | 8,394         |
| <b>VIRGINIA/Ft. Lee AFS</b> | <b>26</b>     | <b>25</b>     | <b>16</b>     | <b>15</b>     | <b>14</b>     | <b>13</b>     | <b>9</b>      | <b>12</b>     |
| Officer                     | 12            | 9             | 7             | 6             | 7             | 7             | 4             | 5             |
| Enlisted                    | 14            | 16            | 9             | 9             | 7             | 6             | 5             | 7             |
| Civilian                    | 0             | 0             | 0             | 0             | 0             | 0             | 0             | 0             |

Table D-5

**AF PERSONNEL DISTRIBUTION WITHIN  
MAJOR INSTALLATIONS**

|                                 | FY 92  | FY 93  | FY 94  | FY 95  | FY 96 | FY 97 | FY98  | FY99  |
|---------------------------------|--------|--------|--------|--------|-------|-------|-------|-------|
| <b>VIRGINIA/Langley AFB</b>     | 10,761 | 11,002 | 10,973 | 10,068 | 9,800 | 9,643 | 9,638 | 9,923 |
| Officer                         | 2,389  | 2,315  | 2,198  | 1,974  | 1,915 | 1,819 | 1,788 | 1,813 |
| Enlisted                        | 6,540  | 6,843  | 7,007  | 6,405  | 6,179 | 6,116 | 6,174 | 6,435 |
| Civilian                        | 1,832  | 1,844  | 1,768  | 1,689  | 1,706 | 1,708 | 1,676 | 1,675 |
| <b>WASHINGTON/Fairchild AFB</b> | 4,585  | 4,752  | 4,769  | 4,718  | 4,461 | 4,212 | 3,966 | 3,684 |
| Officer                         | 604    | 617    | 634    | 677    | 660   | 587   | 510   | 491   |
| Enlisted                        | 3,500  | 3,626  | 3,646  | 3,537  | 3,335 | 3,137 | 3,033 | 2,786 |
| Civilian                        | 481    | 509    | 489    | 504    | 466   | 488   | 423   | 407   |
| <b>WASHINGTON/McChord AFB</b>   | 5,393  | 5,992  | 5,769  | 4,974  | 4,620 | 4,410 | 4,234 | 4,253 |
| Officer                         | 590    | 662    | 589    | 529    | 477   | 470   | 446   | 452   |
| Enlisted                        | 3,671  | 4,174  | 4,038  | 3,379  | 3,098 | 2,952 | 2,831 | 2,874 |
| Civilian                        | 1,132  | 1,156  | 1,142  | 1,066  | 1,045 | 988   | 957   | 927   |
| <b>WYOMING/F. E. Warren AFB</b> | 3,930  | 4,044  | 4,314  | 4,184  | 3,986 | 3,902 | 3,817 | 3,838 |
| Officer                         | 596    | 606    | 661    | 631    | 573   | 573   | 587   | 572   |
| Enlisted                        | 2,793  | 2,931  | 3,117  | 3,025  | 2,893 | 2,819 | 2,757 | 2,788 |
| Civilian                        | 541    | 507    | 536    | 528    | 520   | 510   | 473   | 478   |

## FOOTNOTES:

- (1) Geographically, Eglin and Hurlburt are very close to each other, and could be looked at as one unit.  
Administratively, they are completely independent. Eglin, for the most part, serves AFMC.  
Hurlburt serves AFSOC
- (2) Closed in FY99
- (3) Converted to a Marine Corps training ground FY93

## OPR:

(MILITARY) AF/DPRR, Ms. J. E. Breeden, (703)697-3714 or DSN 227-3714;  
(CIVILIAN) AF/DPRR, Mr. D. Davenport, (703)697-7486 or DSN 227-7486.

Table D-6

**AF MANPOWER BY AF FUNCTIONAL GROUP**  
(Manpower in Thousands)  
(1)

|                               | FY 94       | FY 95       | FY 96       | FY 97       | FY98        | FY99        |
|-------------------------------|-------------|-------------|-------------|-------------|-------------|-------------|
| <b>CIVIL ENGINEER</b>         | <b>49.8</b> | <b>44.7</b> | <b>43.9</b> | <b>42.1</b> | <b>40.8</b> | <b>39.6</b> |
| Military                      | 23.8        | 21.0        | 20.3        | 19.7        | 19.5        | 18.9        |
| Civilian                      | 26.0        | 23.7        | 23.5        | 22.4        | 21.3        | 20.7        |
| <b>COMPTROLLER</b>            | <b>8.7</b>  | <b>8.1</b>  | <b>8.0</b>  | <b>7.8</b>  | <b>7.7</b>  | <b>7.7</b>  |
| Military                      | 3.7         | 3.5         | 3.5         | 3.4         | 3.4         | 3.3         |
| Civilian                      | 5.0         | 4.7         | 4.5         | 4.4         | 4.3         | 4.4         |
| <b>DEPOT OPERATIONS</b>       | <b>46.0</b> | <b>44.0</b> | <b>42.7</b> | <b>39.9</b> | <b>36.3</b> | <b>34.0</b> |
| Military                      | 3.2         | 3.0         | 2.9         | 2.8         | 2.6         | 2.4         |
| Civilian                      | 42.8        | 41.0        | 39.8        | 37.1        | 33.7        | 31.6        |
| <b>GRND COMM ELEC O&amp;M</b> | <b>43.0</b> | <b>40.1</b> | <b>38.8</b> | <b>36.8</b> | <b>34.8</b> | <b>33.6</b> |
| Military                      | 34.3        | 32.1        | 30.6        | 28.8        | 27.1        | 26.2        |
| Civilian                      | 8.7         | 8.0         | 8.2         | 8.0         | 7.6         | 7.4         |
| <b>INTELLIGENCE</b>           | <b>14.0</b> | <b>13.8</b> | <b>13.5</b> | <b>13.2</b> | <b>12.9</b> | <b>12.8</b> |
| Military                      | 11.4        | 11.3        | 11.2        | 10.9        | 10.7        | 10.6        |
| Civilian                      | 2.6         | 2.5         | 2.4         | 2.3         | 2.2         | 2.1         |
| <b>MEDICAL</b>                | <b>43.7</b> | <b>32.7</b> | <b>32.7</b> | <b>32.0</b> | <b>31.1</b> | <b>30.2</b> |
| Military                      | 35.9        | 28.4        | 28.3        | 27.8        | 27.1        | 26.3        |
| Civilian                      | 7.8         | 4.3         | 4.4         | 4.2         | 4.0         | 3.9         |
| <b>OPERATIONS</b>             | <b>54.3</b> | <b>52.2</b> | <b>51.7</b> | <b>51.0</b> | <b>50.4</b> | <b>49.9</b> |
| Military                      | 50.1        | 48.1        | 47.4        | 46.8        | 46.5        | 45.9        |
| Civilian                      | 4.2         | 4.1         | 4.2         | 4.1         | 3.9         | 4.1         |
| <b>PERSONNEL</b>              | <b>20.9</b> | <b>17.5</b> | <b>17.7</b> | <b>17.7</b> | <b>17.1</b> | <b>16.6</b> |
| Military                      | 11.5        | 9.7         | 9.7         | 10.0        | 9.7         | 9.5         |
| Civilian                      | 9.4         | 7.9         | 8.0         | 7.8         | 7.4         | 7.2         |
| <b>R&amp;D</b>                | <b>20.0</b> | <b>19.7</b> | <b>19.1</b> | <b>17.7</b> | <b>16.9</b> | <b>16.4</b> |
| Military                      | 7.9         | 8.3         | 7.9         | 7.3         | 6.9         | 6.8         |
| Civilian                      | 12.1        | 11.5        | 11.2        | 10.3        | 10.0        | 9.6         |
| <b>SECURITY POLICE</b>        | <b>25.2</b> | <b>22.8</b> | <b>22.5</b> | <b>22.0</b> | <b>21.2</b> | <b>21.0</b> |
| Military                      | 23.7        | 21.4        | 21.2        | 20.8        | 20.1        | 19.8        |
| Civilian                      | 1.5         | 1.4         | 1.3         | 1.2         | 1.1         | 1.2         |
| <b>SUPPLY/SVC/CONTRACT</b>    | <b>47.8</b> | <b>43.2</b> | <b>43.0</b> | <b>41.0</b> | <b>39.2</b> | <b>36.5</b> |
| Military                      | 27.1        | 24.8        | 24.0        | 22.9        | 21.7        | 20.5        |
| Civilian                      | 20.7        | 18.4        | 19.0        | 18.1        | 17.5        | 15.9        |
| <b>TRAINING</b>               | <b>45.5</b> | <b>56.2</b> | <b>55.8</b> | <b>55.9</b> | <b>55.2</b> | <b>54.6</b> |
| Military                      | 40.5        | 48.6        | 48.4        | 48.7        | 48.4        | 48.2        |
| Civilian                      | 5.0         | 7.6         | 7.5         | 7.1         | 6.8         | 6.5         |
| <b>TRANSPORTATION</b>         | <b>20.3</b> | <b>18.1</b> | <b>18.1</b> | <b>17.0</b> | <b>16.5</b> | <b>15.9</b> |
| Military                      | 14.3        | 13.1        | 13.1        | 12.3        | 12.0        | 11.8        |
| Civilian                      | 6.0         | 4.9         | 5.0         | 4.7         | 4.5         | 4.0         |
| <b>WEAPON SYS MAINT</b>       | <b>94.9</b> | <b>89.6</b> | <b>86.4</b> | <b>83.6</b> | <b>81.9</b> | <b>80.2</b> |
| Military                      | 88.9        | 84.4        | 80.3        | 77.7        | 76.2        | 74.5        |
| Civilian                      | 6.0         | 5.1         | 6.0         | 5.9         | 5.7         | 5.7         |

Table D-6

**AF MANPOWER BY AF FUNCTIONAL GROUP**  
**(Manpower in Thousands)**  
 (1)

|                              | FY 94 | FY 95 | FY 96 | FY 97 | FY98 | FY99 |
|------------------------------|-------|-------|-------|-------|------|------|
| <b>CMD ADMIN/OTHER</b>       | 25.8  | 22.8  | 22.4  | 22.1  | 21.1 | 21.6 |
| Military                     | 18.8  | 16.5  | 16.3  | 16.0  | 15.5 | 16.1 |
| Civilian                     | 7.0   | 6.3   | 6.1   | 6.1   | 5.6  | 5.5  |
| <b>TRANSIENTS/PATIENTS</b>   | 7.5   | 7.5   | 7.0   | 4.9   | 5.8  | 5.6  |
| Military                     | 7.5   | 7.5   | 7.0   | 4.9   | 5.8  | 5.6  |
| Civilian                     | 0.0   | 0.0   | 0.0   | 0.0   | 0.0  | 0.0  |
| <b>NON-AF ACTIVITIES (2)</b> | 20.5  | 20.1  | 20.0  | 19.1  | 18.5 | 17.9 |
| Military                     | 17.7  | 17.3  | 17.2  | 16.4  | 15.9 | 15.4 |
| Civilian                     | 2.8   | 2.8   | 2.9   | 2.8   | 2.6  | 2.5  |
| <b>AIR RESERVE FORCES</b>    | 34.6  | 33.6  | 33.3  | 32.9  | 32.7 | 32.4 |
| ANG Technician               | 24.1  | 24.2  | 23.9  | 23.4  | 23.4 | 22.9 |
| AFRES Technician             | 10.5  | 9.4   | 9.4   | 9.5   | 9.4  | 9.5  |

## FOOTNOTES:

(1) Totals may not add due to rounding.

(2) DoD-wide support activities provided by the Air Force, such as JCS Joint Task Service, Travel, etc.

OPR: AF/XPMI, Sharon Barnett, (703) 697-7212 or DSN 227-7212

Table D-7

**AF ACTIVE DUTY MILITARY PERSONNEL BY GRADE**

|                        | FY 93          | FY 94          | FY 95          | FY 96          | FY 97          | FY98           | FY99           |
|------------------------|----------------|----------------|----------------|----------------|----------------|----------------|----------------|
| <b>GRAND TOTAL</b>     | <b>444,351</b> | <b>426,327</b> | <b>400,409</b> | <b>389,001</b> | <b>377,385</b> | <b>367,470</b> | <b>360,590</b> |
| <b>TOTAL OFFICER</b>   | <b>84,073</b>  | <b>81,003</b>  | <b>78,444</b>  | <b>76,388</b>  | <b>73,983</b>  | <b>71,892</b>  | <b>70,318</b>  |
| General                | 11             | 11             | 10             | 12             | 11             | 10             | 11             |
| Lieutenant General     | 34             | 33             | 34             | 37             | 36             | 39             | 35             |
| Major General          | 101            | 78             | 90             | 87             | 81             | 86             | 87             |
| Brigadier General      | 151            | 173            | 140            | 139            | 145            | 139            | 139            |
| Colonel                | 4,351          | 4,322          | 4,158          | 4,022          | 3,818          | 3,815          | 3,937          |
| Lieutenant Colonel     | 11,181         | 10,988         | 10,659         | 10,375         | 10,055         | 10,418         | 10,252         |
| Major                  | 16,758         | 16,054         | 15,516         | 16,019         | 15,738         | 15,612         | 15,560         |
| Captain                | 37,181         | 34,677         | 32,817         | 31,026         | 29,702         | 27,523         | 25,696         |
| 1st Lieutenant         | 7,270          | 7,592          | 7,551          | 7,513          | 7,688          | 7,414          | 6,957          |
| 2nd Lieutenant         | 7,035          | 7,075          | 7,469          | 7,158          | 6,709          | 6,836          | 7,644          |
| <b>TOTAL ENLISTED</b>  | <b>356,126</b> | <b>341,317</b> | <b>317,938</b> | <b>308,608</b> | <b>299,373</b> | <b>291,590</b> | <b>286,169</b> |
| Chief Master Sergeant  | 3,613          | 3,398          | 3,175          | 3,065          | 3,022          | 2,947          | 2,950          |
| Senior Master Sergeant | 7,284          | 6,816          | 6,307          | 6,154          | 6,056          | 5,896          | 5,873          |
| Master Sergeant        | 36,753         | 35,922         | 32,997         | 32,083         | 30,794         | 29,606         | 28,391         |
| Technical Sergeant     | 52,322         | 47,555         | 40,994         | 39,048         | 36,776         | 38,280         | 39,778         |
| Staff Sergeant         | 81,592         | 81,597         | 77,002         | 78,269         | 77,911         | 73,461         | 69,647         |
| Sergeant               | 96,597         | 89,002         | 84,223         | 77,244         | 72,415         | 67,709         | 64,436         |
| Airman 1st Class       | 45,958         | 46,958         | 43,461         | 43,324         | 43,277         | 44,600         | 48,922         |
| Airman                 | 20,652         | 18,646         | 18,603         | 17,682         | 17,867         | 17,698         | 13,298         |
| Airman Basic           | 11,355         | 11,423         | 11,176         | 11,739         | 11,255         | 11,393         | 12,874         |
| <b>CADET</b>           | <b>4,152</b>   | <b>4,007</b>   | <b>4,027</b>   | <b>4,005</b>   | <b>4,029</b>   | <b>3,988</b>   | <b>4,103</b>   |

OPR: (OFFICER) AF/DPRR, Mr. C. Lambert, (703) 697-3714 or DSN 227-3714;

(ENLISTED) AF/DPRR, Ms. J. E. Breeden, (703) 697-3714 or DSN 227-3714

Table D-8

**AF MILITARY PERSONNEL BY AGE**

| AGE RANGE (YRS)                                   | FY 93          | FY 94          | FY 95          | FY 96          | FY 97          | FY98           | FY99           |
|---|----------------|----------------|----------------|----------------|----------------|----------------|----------------|
| <b>OFFICER TOTAL</b>                              | <b>84,073</b>  | <b>81,003</b>  | <b>78,444</b>  | <b>76,388</b>  | <b>73,983</b>  | <b>71,892</b>  | <b>70,318</b>  |
| 20-24   | 6,330          | 6,379          | 6,303          | 5,919          | 5,623          | 5,822          | 6,269          |
| 25-29   | 18,352         | 17,463         | 17,020         | 16,334         | 15,620         | 15,200         | 14,609         |
| 30-34   | 18,550         | 18,961         | 18,717         | 18,579         | 18,080         | 16,752         | 15,502         |
| 35-39   | 17,512         | 16,547         | 15,393         | 14,966         | 14,648         | 14,489         | 14,542         |
| 40-44   | 14,677         | 13,569         | 12,771         | 12,175         | 11,656         | 11,162         | 10,892         |
| 45-49   | 7,076          | 6,471          | 6,542          | 6,511          | 6,233          | 6,098          | 6,022          |
| 50-54   | 1,224          | 1,285          | 1,372          | 1,578          | 1,827          | 2,054          | 2,151          |
| 55-59   | 267            | 241            | 243            | 246            | 233            | 259            | 290            |
| 60 & OLDER  | 85             | 87             | 83             | 80             | 63             | 56             | 41             |
| <b>ENLISTED TOTAL</b>                             | <b>356,126</b> | <b>341,317</b> | <b>317,938</b> | <b>308,608</b> | <b>299,373</b> | <b>291,590</b> | <b>286,169</b> |
| 17-19   | 20,363         | 19,544         | 18,862         | 19,217         | 19,273         | 20,744         | 21,938         |
| 20-24   | 98,900         | 94,930         | 91,640         | 86,324         | 83,763         | 82,385         | 83,084         |
| 25-29   | 82,338         | 76,483         | 69,770         | 66,752         | 62,104         | 58,212         | 55,416         |
| 30-34   | 74,626         | 73,359         | 65,422         | 61,438         | 56,506         | 51,492         | 46,616         |
| 35-39   | 54,986         | 53,046         | 49,791         | 52,573         | 55,282         | 56,292         | 55,737         |
| 40-44   | 21,275         | 20,470         | 19,128         | 18,913         | 18,993         | 18,969         | 19,843         |
| 45-49   | 3,426          | 3,319          | 3,145          | 3,211          | 3,246          | 3,294          | 3,348          |
| 50-54   | 206            | 162            | 176            | 176            | 201            | 195            | 183            |
| 55 & OLDER  | 6              | 4              | 4              | 4              | 5              | 7              | 4              |
| <b>AVERAGE AGE (Rounded to nearest full year)</b> |                |                |                |                |                |                |                |
| <b>OFFICER</b>                                    | <b>35</b>      | <b>35</b>      | <b>35</b>      | <b>35</b>      | <b>35</b>      | <b>35</b>      | <b>35</b>      |
| <b>ENLISTED</b>                                   | <b>28</b>      | <b>28</b>      | <b>28</b>      | <b>28</b>      | <b>28</b>      | <b>28</b>      | <b>28</b>      |

OPR: (OFFICER) AF/DPRR, Mr. C. Lambert, (703) 697-3714 or DSN 227-3714;  
 (ENLISTED) AF/DPRR, Ms. J. E. Breeden, (703) 697-3714 or DSN 227-3714

Table D-9

**AF MILITARY WOMEN BY GRADE**

|                               | FY 93  | FY 94  | FY 95  | FY 96  | FY 97  | FY 98  | FY 99  |
|-------------------------------|--------|--------|--------|--------|--------|--------|--------|
| <b>GRAND TOTAL</b>            | 66,732 | 66,314 | 64,147 | 64,814 | 65,835 | 66,166 | 66,473 |
| <b>TOTAL OFFICER</b>          | 12,251 | 12,322 | 12,068 | 12,047 | 12,008 | 11,971 | 11,840 |
| <b>TOTAL ENLISTED</b>         | 53,940 | 53,433 | 51,478 | 52,129 | 53,167 | 53,542 | 53,968 |
| <b>TOTAL CADET</b>            | 541    | 559    | 601    | 638    | 660    | 653    | 665    |
| <b>GENERAL</b>                | 3      | 4      | 6      | 6      | 6      | 7      | 9      |
| <b>COLONEL</b>                | 181    | 193    | 204    | 204    | 240    | 270    | 302    |
| <b>LIEUTENANT COLONEL</b>     | 849    | 995    | 1,062  | 1,095  | 1,203  | 1,304  | 1,277  |
| <b>MAJOR</b>                  | 2,577  | 2,526  | 2,333  | 2,346  | 2,243  | 2,279  | 2,275  |
| <b>CAPTAIN</b>                | 5,924  | 5,693  | 5,414  | 5,287  | 5,220  | 5,091  | 4,849  |
| <b>1ST LIEUTENANT</b>         | 1,409  | 1,450  | 1,516  | 1,674  | 1,712  | 1,595  | 1,504  |
| <b>2ND LIEUTENANT</b>         | 1,308  | 1,461  | 1,533  | 1,435  | 1,384  | 1,425  | 1,624  |
| <b>CHIEF MASTER SERGEANT</b>  | 118    | 168    | 192    | 235    | 262    | 284    | 294    |
| <b>SENIOR MASTER SERGEANT</b> | 561    | 581    | 582    | 619    | 658    | 682    | 712    |
| <b>MASTER SERGEANT</b>        | 3,520  | 3,637  | 3,510  | 3,504  | 3,417  | 3,281  | 3,082  |
| <b>TECHNICAL SERGEANT</b>     | 6,429  | 5,867  | 4,890  | 4,635  | 4,415  | 4,481  | 4,606  |
| <b>STAFF SERGEANT</b>         | 10,216 | 10,470 | 10,087 | 10,578 | 10,847 | 10,720 | 10,710 |
| <b>SERGEANT</b>               | 17,416 | 16,479 | 15,993 | 15,394 | 15,237 | 15,190 | 15,263 |
| <b>AIRMAN 1ST CLASS</b>       | 9,199  | 9,772  | 9,628  | 10,107 | 10,763 | 11,633 | 12,453 |
| <b>AIRMAN</b>                 | 4,238  | 4,012  | 4,090  | 4,273  | 4,717  | 4,551  | 3,729  |
| <b>AIRMAN BASIC</b>           | 2,243  | 2,447  | 2,506  | 2,784  | 2,851  | 2,720  | 3,119  |
| <b>OFFICER</b>                | 14.6   | 15.2   | 15.4   | 15.8   | 16.2   | 16.7   | 16.8   |
| <b>ENLISTED</b>               | 15.1   | 15.7   | 16.2   | 16.9   | 17.8   | 18.4   | 18.9   |
| <b>CADET</b>                  | 13.0   | 14.0   | 14.9   | 15.9   | 16.4   | 16.4   | 16.2   |

OPR: (OFFICER) AF/DPRR, Mr. C. Lambert, (703) 697-3714 or DSN 227-3714;  
 (ENLISTED) AF/DPRR, Ms. J. E. Breeden, (703) 697-3714 or DSN 227-3714

Table D-10

**AF MILITARY MINORITY POPULATION BY GRADE**

|                              | FY 93  | FY 94  | FY 95  | FY 96  | FY 97  | FY98   | FY99   |
|------------------------------|--------|--------|--------|--------|--------|--------|--------|
| <b>GRAND TOTAL</b>           | 83,357 | 80,763 | 77,589 | 78,170 | 79,222 | 80,741 | 82,056 |
| <b>BLACK (OFF &amp; ENL)</b> | 65,192 | 62,247 | 58,434 | 57,396 | 56,868 | 56,543 | 56,381 |
| <b>OTHER (OFF &amp; ENL)</b> | 18,165 | 18,516 | 19,155 | 20,774 | 22,354 | 24,198 | 25,675 |
| <b>TOTAL OFFICER</b>         | 7,474  | 7,444  | 7,377  | 7,509  | 7,666  | 8,142  | 8,473  |
| <b>TOTAL BLACK</b>           | 4,805  | 4,629  | 4,448  | 4,440  | 4,453  | 4,411  | 4,423  |
| <b>TOTAL OTHER</b>           | 2,669  | 2,815  | 2,929  | 3,069  | 3,213  | 3,731  | 4,050  |
| <b>GENERAL</b>               | 7      | 9      | 11     | 11     | 11     | 9      | 9      |
| Black                        | 5      | 6      | 8      | 9      | 9      | 8      | 9      |
| Other                        | 2      | 3      | 3      | 2      | 2      | 1      | 0      |
| <b>COLONEL</b>               | 169    | 179    | 180    | 191    | 197    | 218    | 235    |
| Black                        | 89     | 91     | 91     | 103    | 119    | 144    | 167    |
| Other                        | 80     | 88     | 89     | 88     | 78     | 74     | 68     |
| <b>LIEUTENANT COLONEL</b>    | 623    | 732    | 801    | 823    | 853    | 936    | 942    |
| Black                        | 432    | 542    | 603    | 621    | 654    | 717    | 710    |
| Other                        | 191    | 190    | 198    | 202    | 199    | 219    | 232    |
| <b>MAJOR</b>                 | 1,620  | 1,593  | 1,483  | 1,498  | 1,395  | 1,373  | 1,429  |
| Black                        | 1,260  | 1,220  | 1,112  | 1,101  | 995    | 899    | 881    |
| Other                        | 360    | 373    | 371    | 397    | 400    | 474    | 548    |
| <b>CAPTAIN</b>               | 3,448  | 3,200  | 3,051  | 3,005  | 3,111  | 3,305  | 3,319  |
| Black                        | 2,183  | 1,942  | 1,784  | 1,693  | 1,723  | 1,642  | 1,598  |
| Other                        | 1,265  | 1,258  | 1,267  | 1,312  | 1,388  | 1,663  | 1,721  |
| <b>1ST LIEUTENANT</b>        | 756    | 787    | 903    | 1,013  | 1,013  | 1,100  | 1,218  |
| Black                        | 414    | 413    | 456    | 459    | 458    | 526    | 565    |
| Other                        | 342    | 374    | 447    | 554    | 555    | 574    | 653    |
| <b>2ND LIEUTENANT</b>        | 851    | 944    | 948    | 966    | 1,086  | 1,201  | 1,321  |
| Black                        | 422    | 415    | 394    | 454    | 495    | 475    | 493    |
| Other                        | 429    | 529    | 554    | 514    | 591    | 726    | 828    |

Table D-10

**AF MILITARY MINORITY POPULATION BY GRADE**

|                               | FY 93         | FY 94         | FY 95         | FY 96         | FY 97         | FY 98         | FY 99         |
|-------------------------------|---------------|---------------|---------------|---------------|---------------|---------------|---------------|
| <b>TOTAL ENLISTED</b>         | <b>75,883</b> | <b>73,319</b> | <b>70,212</b> | <b>70,661</b> | <b>71,556</b> | <b>72,598</b> | <b>73,583</b> |
| <b>TOTAL BLACK</b>            | <b>60,387</b> | <b>57,618</b> | <b>53,986</b> | <b>52,956</b> | <b>52,415</b> | <b>52,132</b> | <b>51,958</b> |
| <b>TOTAL OTHER</b>            | <b>15,496</b> | <b>15,701</b> | <b>16,226</b> | <b>17,705</b> | <b>19,141</b> | <b>20,467</b> | <b>21,625</b> |
| <b>CHIEF MASTER SERGEANT</b>  | <b>576</b>    | <b>583</b>    | <b>578</b>    | <b>598</b>    | <b>632</b>    | <b>626</b>    | <b>626</b>    |
| Black                         | 511           | 520           | 519           | 545           | 577           | 570           | 557           |
| Other                         | 65            | 63            | 59            | 53            | 55            | 56            | 69            |
| <b>SENIOR MASTER SERGEANT</b> | <b>1,435</b>  | <b>1,422</b>  | <b>1,342</b>  | <b>1,286</b>  | <b>1,251</b>  | <b>1,234</b>  | <b>1,306</b>  |
| Black                         | 1,273         | 1,252         | 1,169         | 1,130         | 1,077         | 1,066         | 1,133         |
| Other                         | 162           | 170           | 173           | 166           | 174           | 168           | 173           |
| <b>MASTER SERGEANT</b>        | <b>8,214</b>  | <b>8,149</b>  | <b>7,728</b>  | <b>7,672</b>  | <b>7,568</b>  | <b>7,285</b>  | <b>7,090</b>  |
| Black                         | 6,993         | 6,878         | 6,501         | 6,406         | 6,335         | 6,044         | 5,874         |
| Other                         | 1,221         | 1,271         | 1,227         | 1,266         | 1,233         | 1,241         | 1,216         |
| <b>TECHNICAL SERGEANT</b>     | <b>11,786</b> | <b>10,864</b> | <b>9,677</b>  | <b>9,358</b>  | <b>9,006</b>  | <b>9,509</b>  | <b>9,955</b>  |
| Black                         | 9,727         | 9,005         | 7,966         | 7,721         | 7,362         | 7,735         | 7,975         |
| Other                         | 2,059         | 1,859         | 1,711         | 1,637         | 1,644         | 1,774         | 1,980         |
| <b>STAFF SERGEANT</b>         | <b>19,648</b> | <b>19,819</b> | <b>19,169</b> | <b>19,313</b> | <b>18,833</b> | <b>17,468</b> | <b>16,107</b> |
| Black                         | 15,769        | 15,710        | 15,131        | 15,045        | 14,580        | 13,402        | 12,202        |
| Other                         | 3,879         | 4,109         | 4,038         | 4,268         | 4,253         | 4,066         | 3,905         |
| <b>SERGEANT/SENIOR AIRMAN</b> | <b>21,597</b> | <b>18,563</b> | <b>16,295</b> | <b>14,956</b> | <b>14,899</b> | <b>15,379</b> | <b>16,419</b> |
| Black                         | 16,764        | 14,196        | 12,281        | 11,167        | 10,719        | 10,487        | 10,586        |
| Other                         | 4,833         | 4,367         | 4,014         | 3,789         | 4,180         | 4,892         | 5,833         |
| <b>AIRMAN 1ST CLASS</b>       | <b>7,197</b>  | <b>7,961</b>  | <b>8,656</b>  | <b>9,975</b>  | <b>11,295</b> | <b>12,810</b> | <b>14,576</b> |
| Black                         | 5,293         | 5,792         | 5,971         | 6,377         | 6,705         | 7,660         | 8,932         |
| Other                         | 1,904         | 2,169         | 2,685         | 3,598         | 4,590         | 5,150         | 5,644         |
| <b>AIRMAN</b>                 | <b>3,412</b>  | <b>3,633</b>  | <b>4,126</b>  | <b>4,561</b>  | <b>4,999</b>  | <b>5,123</b>  | <b>3,989</b>  |
| Black                         | 2,571         | 2,638         | 2,729         | 2,780         | 3,109         | 3,222         | 2,471         |
| Other                         | 841           | 995           | 1,397         | 1,781         | 1,890         | 1,901         | 1,518         |
| <b>AIRMAN BASIC</b>           | <b>2,018</b>  | <b>2,325</b>  | <b>2,641</b>  | <b>2,932</b>  | <b>3,073</b>  | <b>3,165</b>  | <b>3,515</b>  |
| Black                         | 1,486         | 1,627         | 1,719         | 1,785         | 1,951         | 1,946         | 2,228         |
| Other                         | 532           | 698           | 922           | 1,147         | 1,122         | 1,219         | 1,287         |

OPR: (OFFICER) AF/DPRR, Mr. C. Lambert, (703) 697-3714 or DSN 227-3714;

(ENLISTED) AF/DPRR, Ms. J. E. Breedon, (703) 697-3714 or DSN 227-3714

Table D-11

**AF MILITARY PERSONNEL BY ETHNIC DESCENT**

| CATEGORY           | FY 96         |                | FY 97         |                | FY98          |                | FY99          |                |
|--------------------|---------------|----------------|---------------|----------------|---------------|----------------|---------------|----------------|
|                    | OFFICER       | ENLISTED       | OFFICER       | ENLISTED       | OFFICER       | ENLISTED       | OFFICER       | ENLISTED       |
| <b>GRAND TOTAL</b> | <b>76,388</b> | <b>308,608</b> | <b>73,983</b> | <b>299,373</b> | <b>71,892</b> | <b>291,590</b> | <b>70,318</b> | <b>286,169</b> |
| <b>TOTAL MEN</b>   | <b>64,341</b> | <b>256,479</b> | <b>61,975</b> | <b>246,206</b> | <b>59,921</b> | <b>238,048</b> | <b>58,478</b> | <b>232,201</b> |
| Native American    | 253           | 1,298          | 249           | 1,172          | 252           | 1,075          | 249           | 1,021          |
| Asian American     | 926           | 5,329          | 949           | 5,421          | 871           | 5,501          | 867           | 5,656          |
| Hispanic           | 1,304         | 11,300         | 1,353         | 11,565         | 1,260         | 11,849         | 1,255         | 12,099         |
| None (1)           | 55,016        | 233,573        | 55,057        | 223,859        | 53,089        | 215,913        | 51,546        | 209,764        |
| Other (2)          | 4,147         | 4,904          | 4,180         | 4,107          | 4,032         | 3,629          | 3,909         | 3,566          |
| Unknown (3)        | 2,695         | 75             | 187           | 82             | 417           | 81             | 652           | 95             |
| <b>TOTAL WOMEN</b> | <b>12,047</b> | <b>52,129</b>  | <b>12,008</b> | <b>53,167</b>  | <b>11,971</b> | <b>53,542</b>  | <b>11,840</b> | <b>53,968</b>  |
| Native American    | 47            | 386            | 48            | 376            | 49            | 375            | 48            | 364            |
| Asian American     | 270           | 1,245          | 281           | 1,356          | 262           | 1,458          | 267           | 1,564          |
| Hispanic           | 238           | 2,386          | 237           | 2,699          | 240           | 2,899          | 228           | 3,164          |
| None (1)           | 9,773         | 47,171         | 10,544        | 47,874         | 10,397        | 48,006         | 10,095        | 48,020         |
| Other (2)          | 803           | 915            | 801           | 832            | 752           | 773            | 750           | 819            |
| Unknown (3)        | 916           | 26             | 97            | 30             | 271           | 31             | 452           | 37             |

## FOOTNOTES:

- (1) Primarily Caucasian.
- (2) None of the ethnic categories shown on this table.
- (3) Information not provided by personnel queried.

## OPR:

(OFFICER) AF/DPRR, Mr. C. Lambert, (703) 697-3714 or DSN 227-3714;  
 (ENLISTED) AF/DPRR, Ms. J. E. Breeden, (703) 697-3714 or DSN 227-3714

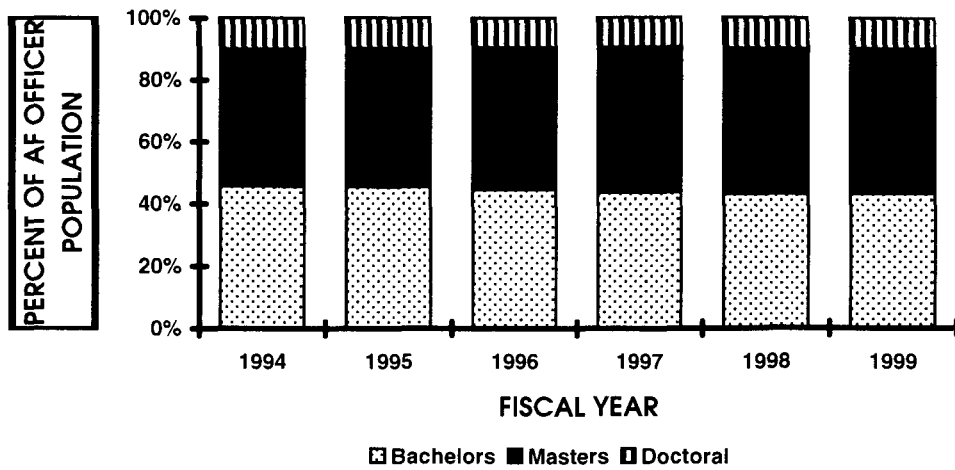
Table D-12

**OFFICER POPULATION BY EDUCATIONAL LEVEL**

|                              | FY 94  | % OF TOTAL | FY 95  | % OF TOTAL | FY 96  | % OF TOTAL |
|------------------------------|--------|------------|--------|------------|--------|------------|
| Officer Population           | 81,003 | 100.0%     | 78,444 | 100.0%     | 76,388 | 100.0%     |
| High School                  | 1      | 0.0%       | 0      | 0.0%       | 0      | 0.0%       |
| Some College                 | 438    | 0.5%       | 340    | 0.4%       | 331    | 0.4%       |
| Bachelor's Degree            | 36,416 | 45.0%      | 35,133 | 44.8%      | 33,455 | 43.8%      |
| Master's Degree              | 35,319 | 43.6%      | 34,567 | 44.1%      | 34,401 | 45.0%      |
| Doctoral/Professional Degree | 7,999  | 9.9%       | 7,705  | 9.8%       | 7,281  | 9.5%       |
| Unknown                      | 830    | 1.0%       | 699    | 0.9%       | 920    | 1.2%       |

|                              | FY 97  | % OF TOTAL | FY 98  | % OF TOTAL | FY99   | % OF TOTAL |
|------------------------------|--------|------------|--------|------------|--------|------------|
| Officer Population           | 73,983 | 100.0%     | 71,892 | 100.0%     | 70,318 | 100.0%     |
| High School                  | 0      | 0.0%       | 0      | 0.0%       | 0      | 0.0%       |
| Some College                 | 394    | 0.5%       | 319    | 0.6%       | 342    | 0.6%       |
| Bachelor's Degree            | 31,605 | 42.7%      | 30,492 | 42.4%      | 29,919 | 42.5%      |
| Master's Degree              | 34,126 | 46.1%      | 33,344 | 46.4%      | 32,578 | 46.3%      |
| Doctoral/Professional Degree | 7,037  | 9.5%       | 7,139  | 9.9%       | 6,934  | 9.9%       |
| Unknown                      | 821    | 1.1%       | 598    | 0.8%       | 545    | 0.8%       |

**OFFICER EDUCATION PATTERNS**



OPR: AF/DPRR, Mr. C. Lambert, (703) 697-3714 or DSN 227-3714

Table D-13

**AF OFFICER PERSONNEL  
BY COMPETITIVE CATEGORY**

|                                | FY 94  | FY 95  | FY 96  | FY 97  | FY98   | FY99   |
|--------------------------------|--------|--------|--------|--------|--------|--------|
| <b>TOTAL</b>                   | 57,003 | 58,444 | 56,388 | 53,983 | 51,892 | 50,318 |
| <b>LINE OF THE AF</b>          | 64,607 | 62,275 | 60,349 | 58,128 | 56,071 | 55,144 |
| <b>CHAPLAIN</b>                | 701    | 656    | 635    | 616    | 616    | 601    |
| <b>DENTAL CORP</b>             | 1,203  | 1,168  | 1,120  | 1,126  | 1,179  | 1,131  |
| <b>JUDGE ADVOCATE GENERAL</b>  | 1,322  | 1,311  | 1,315  | 1,316  | 1,323  | 1,317  |
| <b>MEDICAL CORP</b>            | 4,261  | 4,234  | 4,180  | 4,133  | 4,107  | 3,952  |
| <b>NURSE CORP</b>              | 4,911  | 4,840  | 4,829  | 4,780  | 4,710  | 4,334  |
| <b>MEDICAL SERVICE CORP</b>    | 1,389  | 1,381  | 1,364  | 1,332  | 1,336  | 1,309  |
| <b>BIOMEDICAL SCIENCE CORP</b> | 2,609  | 2,579  | 2,596  | 2,552  | 2,550  | 2,530  |

OPR: AF/DPRR, Mr. C. Lambert, (703) 697-3714 or DSN 227-3714

Table D-14

**AF OFFICER PERSONNEL BY OCCUPATIONAL FIELD  
(PERMANENT PARTY AND PIPELINE)**

|   | FY 97         | FY98          | FY99          |
|---|---------------|---------------|---------------|
| <b>TOTAL</b>                                    | <b>73,983</b> | <b>71,892</b> | <b>70,318</b> |
| <b>XO COMMANDER/DIRECTOR</b>                    | <b>920</b>    | <b>873</b>    | <b>872</b>    |
| <b>11 PILOT</b>                                 | <b>13,410</b> | <b>12,766</b> | <b>12,316</b> |
| <b>12 NAVIGATOR</b>                             | <b>4,632</b>  | <b>4,533</b>  | <b>4,519</b>  |
| <b>13 SPACE, MISSILE, COMMAND &amp; CONTROL</b> | <b>4,898</b>  | <b>4,631</b>  | <b>4,724</b>  |
| <b>14 INTELLIGENCE</b>                          | <b>2,820</b>  | <b>2,778</b>  | <b>2,753</b>  |
| <b>15 WEATHER</b>                               | <b>751</b>    | <b>705</b>    | <b>705</b>    |
| <b>16 OPERATIONS SUPPORT</b>                    | <b>1,392</b>  | <b>1,549</b>  | <b>1,573</b>  |
| <b>21 AIRCRAFT MAINTENANCE &amp; MUNITIONS</b>  | <b>4,268</b>  | <b>4,009</b>  | <b>3,961</b>  |
| <b>31 SECURITY FORCES</b>                       | <b>739</b>    | <b>746</b>    | <b>756</b>    |
| <b>32 CIVIL ENGINEERING</b>                     | <b>1,601</b>  | <b>1,487</b>  | <b>1,434</b>  |
| <b>33 COMM-COMPUTER SYSTEMS</b>                 | <b>4,867</b>  | <b>4,375</b>  | <b>4,124</b>  |
| <b>34 MORALE, WELFARE, REC. &amp; SERVICES</b>  | <b>363</b>    | <b>357</b>    | <b>339</b>    |
| <b>35 PUBLIC AFFAIRS</b>                        | <b>412</b>    | <b>416</b>    | <b>399</b>    |
| <b>36 PERSONNEL</b>                             | <b>1,755</b>  | <b>1,661</b>  | <b>1,599</b>  |
| <b>37 INFORMATION MANAGEMENT (1)</b>            | <b>0</b>      | <b>0</b>      | <b>0</b>      |
| <b>38 MANPOWER</b>                              | <b>338</b>    | <b>333</b>    | <b>314</b>    |
| <b>4X MEDICAL</b>                               | <b>13,590</b> | <b>13,527</b> | <b>12,910</b> |
| <b>51 LAW</b>                                   | <b>1,303</b>  | <b>1,310</b>  | <b>1,312</b>  |
| <b>52 CHAPLAIN</b>                              | <b>602</b>    | <b>604</b>    | <b>589</b>    |
| <b>61 SCIENTIFIC/RESEARCH</b>                   | <b>1,091</b>  | <b>1,009</b>  | <b>955</b>    |
| <b>62 DEVELOPMENTAL ENGINEERING</b>             | <b>3,022</b>  | <b>2,657</b>  | <b>2,380</b>  |
| <b>63 ACQUISITION</b>                           | <b>2,407</b>  | <b>2,355</b>  | <b>2,368</b>  |
| <b>64 CONTRACTING</b>                           | <b>1,060</b>  | <b>1,019</b>  | <b>985</b>    |
| <b>65 FINANCE</b>                               | <b>972</b>    | <b>905</b>    | <b>900</b>    |
| <b>71 SPECIAL INVESTIGATIONS</b>                | <b>363</b>    | <b>373</b>    | <b>374</b>    |
| <b>9X REPORTING IDENTIFIERS</b>                 | <b>4,480</b>  | <b>5,044</b>  | <b>5,079</b>  |
| <b>8X SPECIAL DUTY IDENTIFIERS</b>              | <b>1,924</b>  | <b>1,867</b>  | <b>2,074</b>  |
| <b>UNKNOWN</b>                                  | <b>3</b>      | <b>3</b>      | <b>4</b>      |

NOTE. All Officer Air Force Speciality Codes (AFSCs) changed effective FY94.

FOOTNOTE: (1) Occupational field 37 merged with occupational fields 33 and 36.

OPR: AF/DPRR, Mr. C. Lambert, (703) 697-3414 or DSN 227-3714.

Table D-15

**AF ACTIVE DUTY PILOTS AND NAVIGATORS  
REQUIREMENTS AND INVENTORY**  
(1)

|                              | FY 95  | FY 96  | FY 97  | FY98   | FY99   |
|------------------------------|--------|--------|--------|--------|--------|
| <b>REQUIREMENTS</b>          |        |        |        |        |        |
| TOTAL PILOT                  | 14,799 | 14,365 | 14,125 | 13,987 | 13,781 |
| TOTAL NAVIGATOR              | 5,417  | 5,126  | 4,830  | 4,710  | 4,686  |
| <b>FORCE</b>                 |        |        |        |        |        |
| Pilot                        | 6,298  | 6,105  | 5,916  | 5,764  | 5,829  |
| Navigator                    | 2,125  | 1,898  | 1,880  | 1,823  | 1,817  |
| <b>TRAINING</b>              |        |        |        |        |        |
| Pilot                        | 2,316  | 2,149  | 2,281  | 2,429  | 2,317  |
| Navigator                    | 548    | 556    | 537    | 522    | 526    |
| <b>SUPERVISORY STAFF</b>     |        |        |        |        |        |
| Pilot                        | 4,455  | 4,377  | 4,253  | 4,244  | 4,114  |
| Navigator                    | 2,277  | 2,191  | 1,962  | 1,910  | 1,922  |
| <b>ADVANCED STUDENT</b>      |        |        |        |        |        |
| Pilot                        | 1,109  | 1,118  | 1,065  | 1,029  | 968    |
| Navigator                    | 227    | 247    | 221    | 257    | 227    |
| <b>TRANSIENT</b>             |        |        |        |        |        |
| Pilot                        | 266    | 258    | 253    | 223    | 219    |
| Navigator                    | 98     | 91     | 87     | 75     | 75     |
| <b>EDUCATION DEVELOPMENT</b> |        |        |        |        |        |
| Pilot                        | 355    | 358    | 357    | 298    | 334    |
| Navigator                    | 142    | 143    | 143    | 123    | 119    |
| <b>INVENTORY</b>             |        |        |        |        |        |
| TOTAL PILOT                  | 15,362 | 14,774 | 14,165 | 13,338 | 12,561 |
| TOTAL NAVIGATOR              | 5,868  | 5,560  | 5,365  | 5,221  | 4,982  |

FOOTNOTE: (1) Excludes generals, colonels, and students in undergraduate flying training.

OPRS:

(REQUIREMENTS) AF/XOOT, (703) 697-5316 or DSN 227-5316;

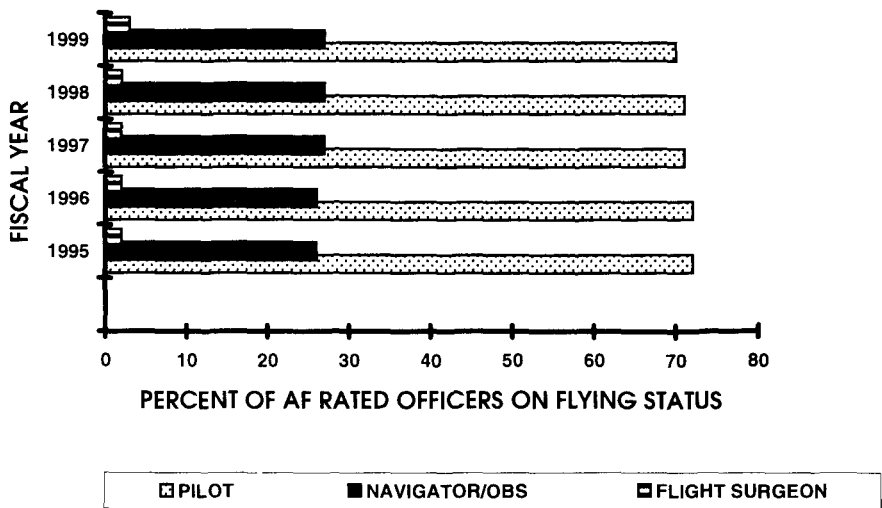
(INVENTORY) AF/DPFF, (703) 697-7007 or DSN 227-7007

Table D-16

**AF RATED OFFICERS ON FLYING STATUS  
(BY GRADE)**

|                       | FY 94         | FY 95         | FY 96         | FY 97         | FY98          | FY99          |
|-----------------------|---------------|---------------|---------------|---------------|---------------|---------------|
| <b>GRAND TOTAL</b>    | <b>24,767</b> | <b>23,534</b> | <b>22,581</b> | <b>21,562</b> | <b>20,577</b> | <b>19,790</b> |
| <b>PILOT</b>          | <b>17,537</b> | <b>16,867</b> | <b>16,221</b> | <b>15,405</b> | <b>14,563</b> | <b>13,828</b> |
| General               | 191           | 174           | 172           | 163           | 163           | 166           |
| Colonel               | 1,326         | 1,292         | 1,217         | 1,077         | 1062          | 1101          |
| Lt Colonel            | 3,003         | 2,629         | 2,371         | 2,110         | 2113          | 2060          |
| Major                 | 2,464         | 2,689         | 3,209         | 3,443         | 3563          | 3513          |
| Captain               | 8,962         | 8,927         | 8,491         | 7,851         | 6527          | 5575          |
| Lieutenant            | 1,591         | 1,156         | 761           | 761           | 1135          | 1413          |
| <b>NAVIGATOR/OBS</b>  | <b>6,765</b>  | <b>6,215</b>  | <b>5,928</b>  | <b>5,728</b>  | <b>5,580</b>  | <b>5,362</b>  |
| General               | 1             | 2             | 3             | 4             | 4             | 4             |
| Colonel               | 319           | 338           | 344           | 359           | 355           | 376           |
| Lt Colonel            | 1,464         | 1,352         | 1,247         | 1,119         | 1,254         | 1,272         |
| Major                 | 1,759         | 1,757         | 1,870         | 1,818         | 1,725         | 1,713         |
| Captain               | 3,037         | 2,631         | 2,305         | 2,109         | 1,732         | 1,501         |
| Lieutenant            | 185           | 135           | 159           | 319           | 510           | 496           |
| <b>FLIGHT SURGEON</b> | <b>465</b>    | <b>452</b>    | <b>432</b>    | <b>429</b>    | <b>434</b>    | <b>600</b>    |
| General               | 1             | 1             | 1             | 1             | 2             | 0             |
| Colonel               | 106           | 97            | 88            | 82            | 89            | 96            |
| Lt Colonel            | 114           | 120           | 121           | 134           | 122           | 151           |
| Major                 | 137           | 136           | 125           | 97            | 105           | 170           |
| Captain               | 107           | 98            | 97            | 115           | 116           | 183           |

**AVERAGE RATED OFFICERS ON FLYING STATUS**



OPR: AF/DPFFF, Maj Haven (703) 697-7007 or DSN 227-7007

Table D-17

**AF PILOTS AND NAVIGATORS  
RECEIVING INCENTIVE PAY  
(1)**

|                      | FY 94  | FY 95  | FY 96  | FY 97  | FY98   | FY99   |
|----------------------|--------|--------|--------|--------|--------|--------|
| <b>GRAND TOTAL</b>   | 23,540 | 22,437 | 21,345 | 20,332 | 19,154 | 18,199 |
| <b>PILOT</b>         | 17,015 | 16,421 | 15,866 | 14,895 | 13,965 | 13,101 |
| General & Colonel    | 1,062  | 1,023  | 888    | 803    | 735    | 673    |
| Lt Colonel & Below   | 15,953 | 15,398 | 14,778 | 14,092 | 13,230 | 12,428 |
| <b>NAVIGATOR/OBS</b> | 6,525  | 6,016  | 5,679  | 5,437  | 5,189  | 5,098  |
| General & Colonel    | 221    | 225    | 206    | 164    | 122    | 197    |
| Lt Colonel & Below   | 6,304  | 5,791  | 5,473  | 5,273  | 5,067  | 4,901  |

Table D-18

**AF PILOTS AND NAVIGATORS  
ACTUALLY FLYING  
(1)**

|                      | FY 94  | FY 95  | FY 96  | FY 97  | FY98   | FY99   |
|----------------------|--------|--------|--------|--------|--------|--------|
| <b>GRAND TOTAL</b>   | 15,428 | 15,278 | 14,460 | 15,003 | 14,620 | 14,371 |
| <b>PILOT</b>         | 12,053 | 12,086 | 11,475 | 11,682 | 11,397 | 11,150 |
| General & Colonel    | 479    | 481    | 435    | 390    | 415    | 405    |
| Lt Colonel & Below   | 11,574 | 11,605 | 11,040 | 11,292 | 10,982 | 10,745 |
| <b>NAVIGATOR/OBS</b> | 3,375  | 3,192  | 2,985  | 3,321  | 3,223  | 3,221  |
| General & Colonel    | 11     | 18     | 21     | 31     | 23     | 22     |
| Lt Colonel & Below   | 3,364  | 3,174  | 2,964  | 3,290  | 3,200  | 3,199  |

FOOTNOTE: (1) Excludes Trainees.

OPR: AF/DPFFF, Maj Haven (703) 697-7007 or DSN 227-7007

Table D-19

**AF PILOTS AND NAVIGATORS BY MAJCOM/FOA/DRU  
(INCLUDES TRAINEES)**

|                                     | FY 95         | FY 96         | FY 97         | FY 98         | FY 99         |
|-------------------------------------|---------------|---------------|---------------|---------------|---------------|
| <b>TOTAL PILOTS</b>                 | <b>15,362</b> | <b>14,774</b> | <b>14,165</b> | <b>13,338</b> | <b>13,224</b> |
| <b>PIPELINE</b>                     | <b>737</b>    | <b>657</b>    | <b>661</b>    | <b>693</b>    | <b>663</b>    |
| <b>PERMANENT PARTY</b>              | <b>14,625</b> | <b>14,117</b> | <b>13,504</b> | <b>12,745</b> | <b>12,561</b> |
| <b>-- MAJCOMs</b>                   | <b>13,051</b> | <b>12,572</b> | <b>11,976</b> | <b>11,430</b> | <b>11,469</b> |
| Air Combat Command (1)              | 4,371         | 4,163         | 3,297         | 3,053         | 2,911         |
| US Strategic Command (1)            | 29            | 25            | 33            | 27            | 24            |
| Air Mobility Command                | 3,443         | 3,250         | 3,642         | 3,287         | 3,078         |
| Air Education & Training Command    | 2,271         | 2,219         | 2,218         | 2,387         | 2,950         |
| AF Materiel Command                 | 531           | 436           | 379           | 343           | 295           |
| AF Special Operations Command       | 556           | 562           | 548           | 541           | 501           |
| Pacific Air Forces                  | 1,006         | 1,064         | 1,032         | 966           | 973           |
| AF Space Command                    | 141           | 147           | 119           | 110           | 95            |
| US Air Forces, Europe               | 692           | 695           | 698           | 687           | 635           |
| Air Force Reserve                   | 11            | 11            | 10            | 9             | 7             |
| <b>-- FOAs</b>                      | <b>196</b>    | <b>172</b>    | <b>171</b>    | <b>152</b>    | <b>109</b>    |
| AF Civil Engineering Support Agency | 1             | 0             | 0             | 0             | 0             |
| AF Inspection Agency                | 8             | 6             | 6             | 4             | 2             |
| Air Intelligence Agency             | 25            | 18            | 11            | 7             | 2             |
| AF Personnel Center                 | 26            | 25            | 28            | 28            | 20            |
| AF Personnel Operations Agency      | 0             | 0             | 0             | 0             | 0             |
| AF OSI                              | 1             | 1             | 1             | 0             | 0             |
| AF Program Exec Office              | 1             | 0             | 0             | 0             | 0             |
| AF Agency for Modeling & Simulation | 0             | 0             | 2             | 2             | 2             |
| Air Reserve Personnel Center        | 1             | 0             | 0             | 0             | 0             |
| AF Review Boards Agency             | 0             | 0             | 0             | 0             | 0             |
| AF Safety Center                    | 12            | 13            | 14            | 10            | 5             |
| AF C4 Agency                        | 3             | 0             | 0             | 0             | 0             |
| AF Comm and Information Center      | 0             | 0             | 0             | 2             | 2             |
| AF Studies & Analyses Agency        | 16            | 16            | 18            | 13            | 10            |
| AF Flight Standards Agency          | 32            | 35            | 34            | 31            | 27            |
| AF Technical Appn Center            | 10            | 9             | 7             | 4             | 2             |
| AF News Agency                      | 1             | 1             | 0             | 0             | 0             |
| AF Historical Support Agency        | 0             | 0             | 0             | 0             | 0             |
| AF Services Agency                  | 4             | 1             | 1             | 2             | 2             |
| HQ Joint Services SERE Agency       | 1             | 0             | 1             | 1             | 1             |
| AF Medical Support Agency           | 0             | 0             | 0             | 0             | 0             |
| AF Ctr for Environmental Excellence | 0             | 0             | 0             | 0             | 0             |
| Air Weather Service                 | 1             | 1             | 1             | 0             | 0             |
| ANG Readiness Center                | 2             | 1             | 3             | 4             | 3             |
| AF Combat Operations Staff          | 51            | 45            | 44            | 44            | 31            |
| <b>-- DRUs</b>                      | <b>232</b>    | <b>225</b>    | <b>221</b>    | <b>206</b>    | <b>156</b>    |
| AF Academy                          | 179           | 175           | 169           | 150           | 112           |
| 11th Support Wing                   | 3             | 2             | 4             | 6             | 4             |
| AF Doctrine Center                  | 5             | 5             | 11            | 19            | 14            |
| AF Oper Test & Evaluation Center    | 45            | 43            | 37            | 31            | 26            |

Table D-19

**AF PILOTS AND NAVIGATORS BY MAJCOM/FOA/DRU  
(INCLUDES TRAINEES)**

|                                  | FY 95        | FY96         | FY 97        | FY98         | FY99         |
|----------------------------------|--------------|--------------|--------------|--------------|--------------|
| <b>MISCELLANEOUS</b>             | 1,149        | 1,139        | 1,139        | 972          | 827          |
| AF Elements                      | 761          | 768          | 780          | 683          | 587          |
| AF Elements Europe               | 102          | 104          | 116          | 98           | 78           |
| HAF                              | 228          | 214          | 195          | 157          | 122          |
| HQ US European Command           | 55           | 62           | 45           | 39           | 40           |
| <b>TOTAL NAVIGATORS</b>          | <b>5,868</b> | <b>5,560</b> | <b>5,365</b> | <b>5,221</b> | <b>5,257</b> |
| <b>PIPELINE</b>                  | <b>121</b>   | <b>117</b>   | <b>91</b>    | <b>158</b>   | <b>275</b>   |
| <b>PERMANENT PARTY</b>           | <b>5,747</b> | <b>5,443</b> | <b>5,274</b> | <b>5,063</b> | <b>4,982</b> |
| <b>-- MAJCOMs</b>                | <b>4,778</b> | <b>4,555</b> | <b>4,421</b> | <b>4,266</b> | <b>4,252</b> |
| Air Combat Command (1)           | 2,321        | 2,315        | 1,933        | 1,818        | 1,802        |
| US Strategic Command (1)         | 69           | 64           | 59           | 50           | 42           |
| Air Mobility Command             | 707          | 638          | 846          | 832          | 790          |
| Air Education & Training Command | 457          | 385          | 435          | 404          | 563          |
| AF Materiel Command              | 308          | 251          | 224          | 205          | 157          |
| AF Special Operations Command    | 356          | 364          | 369          | 374          | 344          |
| Pacific Air Forces               | 250          | 260          | 248          | 266          | 260          |
| AF Space Command                 | 55           | 44           | 40           | 35           | 26           |
| US Air Forces, Europe            | 247          | 225          | 258          | 272          | 260          |
| AF Reserve                       | 8            | 9            | 9            | 10           | 8            |
| <b>-- FOAs</b>                   | <b>175</b>   | <b>138</b>   | <b>137</b>   | <b>137</b>   | <b>114</b>   |
| AF Inspection Agency             | 2            | 2            | 1            | 2            | 0            |
| AF Studies & Analyses Agency     | 9            | 9            | 13           | 11           | 7            |
| Air Intelligence Agency          | 92           | 70           | 61           | 61           | 52           |
| AF Personnel Center              | 25           | 16           | 22           | 20           | 25           |
| AF Personnel Operations Agency   | 1            | 1            | 0            | 0            | 0            |
| AF OSI                           | 4            | 2            | 2            | 2            | 0            |
| AF Program Executive Office      | 1            | 3            | 1            | 0            | 0            |
| AF Safety Center                 | 7            | 6            | 5            | 6            | 5            |
| AF C4 Agency                     | 1            | 1            | 0            | 0            | 0            |
| AF Flight Standards Agency       | 2            | 2            | 3            | 5            | 6            |
| AF News Agency                   | 2            | 2            | 2            | 2            | 0            |
| AF Historical Research Agency    | 0            | 0            | 0            | 0            | 0            |

Table D-19

**AF PILOTS AND NAVIGATORS BY MAJCOM/FOA/DRU  
(INCLUDES TRAINEES)**

|                                       | FY 95      | FY 96      | FY 97      | FY98       | FY99       |
|---------------------------------------|------------|------------|------------|------------|------------|
| AF Technical Appn Center              | 5          | 4          | 3          | 3          | 2          |
| Air Weather Service                   | 7          | 1          | 1          | 0          | 0          |
| AF Combat Operations Staff            | 17         | 18         | 20         | 20         | 13         |
| AF Agency Modeling & Simulation       | 0          | 1          | 1          | 1          | 1          |
| Air National Guard Readiness Cntr     | 0          | 0          | 1          | 3          | 2          |
| AF Cntr for Quality & Mgmt Innovation | 0          | 0          | 1          | 1          | 1          |
| <b>-- DRUs</b>                        | <b>143</b> | <b>123</b> | <b>113</b> | <b>103</b> | <b>105</b> |
| AF Academy                            | 90         | 72         | 56         | 40         | 47         |
| 11th Support Wing                     | 2          | 0          | 2          | 2          | 2          |
| AF Doctrine Center                    | 4          | 4          | 10         | 15         | 15         |
| AF Oper Test & Evaluation Center      | 47         | 47         | 45         | 46         | 41         |
| <b>MISCELLANEOUS</b>                  | <b>651</b> | <b>627</b> | <b>603</b> | <b>557</b> | <b>511</b> |
| AF Elements                           | 440        | 433        | 410        | 387        | 349        |
| AF Elements Europe                    | 60         | 54         | 53         | 53         | 56         |
| AF National Security Emer Pre         | 0          | 0          | 1          | 4          | 4          |
| AF Ballistic Missile Defense Org      | 0          | 3          | 2          | 1          | 0          |
| HAF                                   | 136        | 120        | 118        | 96         | 90         |
| HQ US European Command                | 15         | 17         | 19         | 16         | 12         |

FOOTNOTES: (1) SAC and TAC merged forming Air Combat Command (activated 1 Jun 92). Functions of Strategic Air Command transferred to US Strategic Air Command.

OPR: AF/DPFFF, Maj Haven, (703) 697-7007 or DSN 227-7007

Table D-20

## AF ENLISTED PERSONNEL BY CAREER FIELD

| CAREER FIELD                              | FY 97   | FY98    | FY99    |
|---|---------|---------|---------|
| TOTAL                                     | 299,373 | 291,590 | 286,169 |
| 1A AIRCREW OPERATIONS                     | 6,797   | 6,802   | 6,580   |
| 1C COMMAND & CONTROL SYSTEMS OPERATIONS   | 11,596  | 11,789  | 11,893  |
| 1N INTELLIGENCE                           | 11,335  | 11,580  | 11,783  |
| 1S SAFETY                                 | 386     | 385     | 406     |
| 1T AIRCREW PROTECTION                     | 2,570   | 2,584   | 2,591   |
| 1W WEATHER                                | 2,566   | 2,549   | 2,462   |
| 2A MANNED AEROSPACE MAINTENANCE           | 64,040  | 61,504  | 61,167  |
| 2E COMMUNICATIONS-ELECTRONICS SYSTEMS     | 16,558  | 15,467  | 14,381  |
| 2F FUELS                                  | 3,955   | 3,769   | 3,616   |
| 2G LOGISTICS PLANS                        | 717     | 740     | 793     |
| 2M MISSILE & SPACE SYSTEMS MAINTENANCE    | 2,919   | 2,726   | 2,603   |
| 2P PRECISION MEASUREMENT                  | 1,502   | 1,388   | 1,274   |
| 2R MAINTENANCE MANAGEMENT SYSTEMS         | 1,840   | 1,767   | 1,706   |
| 2S SUPPLY                                 | 13,827  | 13,320  | 12,152  |
| 2T TRANSPORTATION AND VEHICLE MAINTENANCE | 12,893  | 12,413  | 12,255  |
| 2W MUNITIONS AND WEAPONS                  | 15,591  | 14,966  | 14,863  |
| 3A INFORMATION MANAGEMENT                 | 12,644  | 12,343  | 11,706  |
| 3C COMMUNICATIONS-COMPUTER SYSTEMS        | 14,763  | 13,868  | 13,130  |
| 3E CIVIL ENGINEERING                      | 18,761  | 18,371  | 17,887  |
| 3H HISTORIAN                              | 107     | 103     | 106     |
| 3M MORALE, WELFARE, REC. & SERVICES       | 4,753   | 4,605   | 4,720   |
| 3N PUBLIC AFFAIRS                         | 1,648   | 1,610   | 1,604   |
| 3P SECURITY FORCES                        | 20,408  | 20,506  | 21,686  |
| 3R PRINTING MANAGEMENT                    | 178     | 5       | 0       |
| 3S MISSION SUPPORT                        | 9,911   | 10,199  | 10,149  |
| 3U MANPOWER                               | 731     | 785     | 783     |
| 3V VISUAL INFORMATION                     | 1,677   | 1,670   | 1,577   |
| 4X MEDICAL                                | 23,912  | 22,390  | 21,233  |
| 4Y DENTAL                                 | 2,682   | 2,733   | 2,718   |
| 5J PARALEGAL                              | 1,068   | 1,030   | 1,014   |
| 5R CHAPLAIN SERVICE SUPPORT               | 482     | 470     | 446     |
| 6C CONTRACTING                            | 1,304   | 1,283   | 1,271   |
| 6F FINANCIAL                              | 3,970   | 4,099   | 4,216   |
| 7S SPECIAL INVESTIGATION                  | 731     | 710     | 745     |
| 8 SPECIAL DUTY IDENTIFIERS                | 6,193   | 6,153   | 6,310   |
| 9 REPORTING IDENTIFIERS                   | 4,354   | 4,902   | 4,339   |
| UNKNOWN                                   | 4       | 6       | 4       |

OPR: AF/DPRR, Ms. J. E. Breeden, (703) 697-3714 or DSN 227-3714.

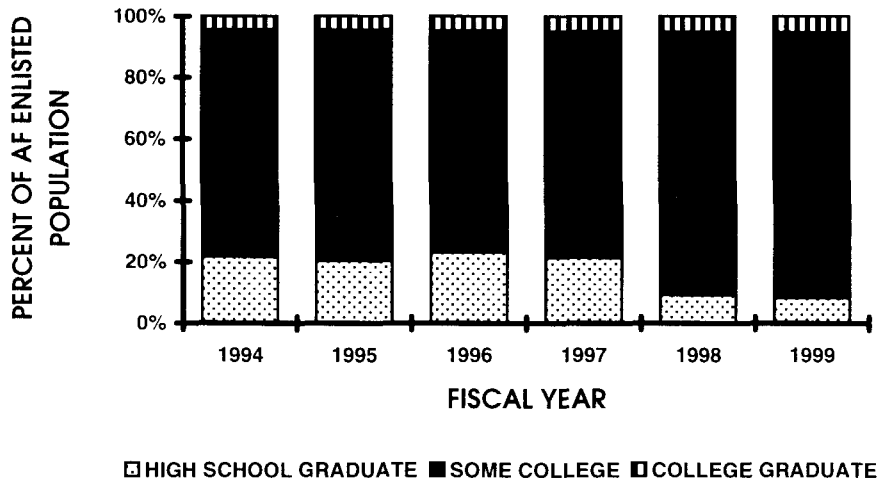
Table D-21

**AF ENLISTED FORCE BY EDUCATIONAL LEVEL**

|                            | FY 94   | % OF TOTAL | FY 95   | % OF TOTAL | FY 96   | % OF TOTAL |
|----------------------------|---------|------------|---------|------------|---------|------------|
| <b>ENLISTED POPULATION</b> | 341,317 | 100.0%     | 317,938 | 100.0%     | 308,608 | 100.0%     |
| <b>SOME HIGH SCHOOL</b>    | 34      | 0.0%       | 32      | 0.0%       | 47      | 0.0%       |
| <b>GRAD., HIGH SCHOOL</b>  | 73,997  | 21.7%      | 64,515  | 20.3%      | 71,362  | 23.1%      |
| <b>SOME COLLEGE</b>        | 252,066 | 73.9%      | 238,833 | 75.1%      | 222,331 | 72.0%      |
| <b>GRADUATED, COLLEGE</b>  | 15,220  | 4.5%       | 14,558  | 4.6%       | 14,868  | 4.8%       |

|                            | FY 97   | % OF TOTAL | FY98    | % OF TOTAL | FY99    | % OF TOTAL |
|----------------------------|---------|------------|---------|------------|---------|------------|
| <b>ENLISTED POPULATION</b> | 299,373 | 100.0%     | 291,590 | 100.0%     | 286,169 | 100.0%     |
| <b>SOME HIGH SCHOOL</b>    | 43      | 0.0%       | 40      | 0.0%       | 87      | 0.0%       |
| <b>GRAD., HIGH SCHOOL</b>  | 63,707  | 21.3%      | 26,757  | 9.2%       | 23,416  | 8.2%       |
| <b>SOME COLLEGE</b>        | 220,654 | 73.7%      | 249,685 | 85.6%      | 247,532 | 86.5%      |
| <b>GRADUATED, COLLEGE</b>  | 14,969  | 5.0%       | 15,108  | 5.2%       | 15,134  | 5.3%       |

**ENLISTED EDUCATION PATTERNS**



OPR: AF/DPRR, Ms. J. E. Breeden, (703) 697-3714 or DSN 227-3714

Table D-22

**AF NON-PRIOR SERVICE ENLISTED ACCESSIONS  
BY EDUCATION AND GENDER**

|                    | FY 93  | FY 94  | FY 95  | FY 96  | FY 97  | FY98   | FY99   |
|--------------------|--------|--------|--------|--------|--------|--------|--------|
| <b>GRAND TOTAL</b> | 31,500 | 30,000 | 30,894 | 30,700 | 30,200 | 31,491 | 32,068 |
| <b>MEN</b>         | 24,485 | 22,859 | 23,389 | 22,699 | 21,715 | 23,239 | 23,383 |
| <b>WOMEN</b>       | 7,015  | 7,141  | 7,505  | 8,001  | 8,485  | 8,252  | 8,685  |

| <b>DETAIL BY GENDER AND EDUCATION</b> |        |        |        |        |        |        |        |
|---------------------------------------|--------|--------|--------|--------|--------|--------|--------|
| <b>SOME HIGH SCHOOL</b>               | 49     | 48     | 55     | 51     | 73     | 69     | 66     |
| Men                                   | 43     | 43     | 46     | 44     | 62     | 61     | 61     |
| Women                                 | 6      | 5      | 9      | 7      | 11     | 8      | 5      |
| <b>HIGH SCHOOL DIPLOMA</b>            | 25,428 | 24,313 | 25,326 | 25,346 | 25,442 | 27,013 | 28,044 |
| Men                                   | 19,960 | 18,751 | 19,348 | 19,018 | 18,549 | 20,099 | 20,619 |
| Women                                 | 5,468  | 5,562  | 5,978  | 6,328  | 6,893  | 6,914  | 7,425  |
| <b>SOME COLLEGE</b>                   | 5,070  | 4,779  | 4,616  | 4,408  | 3,888  | 3,762  | 3,369  |
| Men                                   | 3,761  | 3,442  | 3,317  | 3,010  | 2,565  | 2,630  | 2,302  |
| Women                                 | 1,309  | 1,337  | 1,299  | 1,398  | 1,323  | 1,132  | 1,067  |
| <b>COLLEGE DEGREE(S)</b>              | 953    | 860    | 897    | 895    | 797    | 647    | 589    |
| Men                                   | 721    | 623    | 671    | 627    | 539    | 449    | 401    |
| Women                                 | 232    | 237    | 226    | 268    | 258    | 198    | 188    |

| <b>DETAIL BY GENDER</b> |       |       |       |       |       |       |       |
|-------------------------|-------|-------|-------|-------|-------|-------|-------|
| <b>Men</b>              | 77.7% | 76.2% | 75.7% | 73.9% | 71.9% | 73.8% | 72.9% |
| <b>Women</b>            | 22.3% | 23.8% | 24.3% | 26.1% | 28.1% | 26.2% | 27.1% |

| <b>DETAIL BY EDUCATION</b> |       |       |       |       |       |       |       |
|----------------------------|-------|-------|-------|-------|-------|-------|-------|
| <b>SOME HIGH SCHOOL</b>    | 0.2%  | 0.2%  | 0.2%  | 0.2%  | 0.2%  | 0.2%  | 0.2%  |
| <b>HIGH SCHOOL DIPLOMA</b> | 80.7% | 81.0% | 82.0% | 82.5% | 84.2% | 85.8% | 87.5% |
| <b>SOME COLLEGE</b>        | 16.1% | 15.9% | 14.9% | 14.4% | 12.9% | 11.9% | 10.5% |
| <b>COLLEGE DEGREE(S)</b>   | 3.0%  | 2.9%  | 2.9%  | 2.9%  | 2.6%  | 2.1%  | 1.8%  |

Table D-23

**AF RESERVE PERSONNEL**

|                                     | FY 94          | FY 95          | FY 96          | FY 97          | FY98           | FY99           |
|-------------------------------------|----------------|----------------|----------------|----------------|----------------|----------------|
| <b>TOTAL OFFICER</b>                | <b>143,283</b> | <b>141,510</b> | <b>139,042</b> | <b>135,280</b> | <b>134,962</b> | <b>133,970</b> |
| <b>READY RESERVE/RES. ACT. DUTY</b> | <b>33,833</b>  | <b>30,870</b>  | <b>27,122</b>  | <b>26,962</b>  | <b>25,968</b>  | <b>26,262</b>  |
| <b>PAID RESERVE/ACTIVE DUTY</b>     | <b>16,368</b>  | <b>16,281</b>  | <b>16,219</b>  | <b>16,102</b>  | <b>16,119</b>  | <b>16,375</b>  |
| <b>48 - ANNUAL DRILL</b>            | <b>9,460</b>   | <b>9,569</b>   | <b>10,664</b>  | <b>10,386</b>  | <b>10,847</b>  | <b>11,103</b>  |
| A-10                                | 71             | 62             | 86             | 25             | 30             | 31             |
| A-10 School House                   | -              | -              | -              | 33             | 39             | 31             |
| B-52                                | 59             | 73             | 74             | 97             | 101            | 101            |
| C-5 (Associate)                     | 380            | 373            | 353            | 352            | 358            | 359            |
| C-5 (Equipped)                      | 271            | 277            | 281            | 273            | 271            | 274            |
| C-9                                 | 55             | 62             | 60             | 67             | 73             | 66             |
| C-130                               | 1,228          | 1,191          | 1,166          | 1,115          | 1,082          | 1,079          |
| AC-130                              | 155            | 167            | 160            | 158            | 157            | 145            |
| WC-130                              | 80             | 82             | 87             | 83             | 86             | 92             |
| C-141 (Associate)                   | 881            | 785            | 716            | 674            | 527            | 465            |
| C-141 (Equipped)                    | 420            | 394            | 391            | 377            | 374            | 363            |
| C-17 (Associate)                    | 47             | 92             | 110            | 112            | 215            | 297            |
| F-16                                | 474            | 453            | 330            | 289            | 277            | 285            |
| F-16 (Associate)                    | -              | -              | -              | -              | 2              | 4              |
| HH-3/MH60                           | -              | -              | -              | -              | -              | -              |
| KC-10                               | 228            | 233            | 196            | 224            | 235            | 243            |
| KC-135 (Associate)                  | -              | -              | -              | 94             | 108            | 110            |
| KC-135 (Equipped)                   | 538            | 592            | 700            | 583            | 586            | 561            |
| OA-10                               | 102            | 104            | 117            | 117            | 113            | 116            |
| AWACS                               | -              | -              | -              | 45             | 75             | 91             |
| Aerial Port Sqdrn                   | 267            | 263            | 255            | 246            | 241            | 239            |
| Aeromed Evacuation Unit             | 1,205          | 1,201          | 1,190          | 1,152          | 1,090          | 1,038          |
| Aero Rescue & Recovery Sqdrn        | 228            | 216            | 210            | 199            | 196            | 202            |
| Numbered Air Force                  | 181            | 199            | 163            | 149            | 168            | 173            |
| CE Sqdrn (Heavy Repair)             | 18             | 22             | 19             | 18             | 19             | 24             |
| CE Unit                             | 383            | 365            | 327            | 302            | 204            | 201            |
| Combat Log Spt Sqdrn                | 44             | 39             | 32             | 33             | 34             | 32             |
| Med Services Sqdrn                  | 1,550          | 1,699          | 1,694          | 1,723          | 1,691          | 1,753          |
| Mobilization Aug Cat. "A" IMA       | 482            | 508            | 1,577          | 1,570          | 1,980          | 2,014          |
| Basic Mil Tng Sqdrn                 | 2              | 2              | 1              | 3              | 2              | 2              |
| Communications Security             | 11             | 11             | 10             | 12             | 8              | 10             |
| Information Systems Sqdrn           | 36             | 40             | 38             | 43             | 44             | 39             |
| Space Com                           | 26             | 24             | 26             | 34             | 40             | 54             |
| Trans Com                           | 26             | 26             | 26             | 51             | 91             | 102            |
| Flight Training                     | -              | -              | -              | 21             | 128            | 312            |
| Management HQs Support              | -              | -              | -              | 51             | 48             | 42             |
| Combat Camera                       | -              | -              | -              | 7              | 13             | 15             |
| Base Ops Support                    | -              | -              | -              | 12             | 14             | 15             |
| ESC Security Police Sqdrn           | 1              | -              | 9              | 29             | 41             | 38             |
| Ground Combat Readiness             | 11             | 14             | 9              | 13             | 11             | 9              |
| Services                            | -              | -              | -              | -              | 75             | 71             |
| Traffic Cntr/Approach/Landing       | -              | -              | -              | -              | -              | 5              |
| <b>24 - ANNUAL DRILL (1)</b>        | <b>6,406</b>   | <b>6,357</b>   | <b>5,387</b>   | <b>5,326</b>   | <b>4,837</b>   | <b>4,783</b>   |
| <b>CATEGORY "D" IMA</b>             | <b>159</b>     | <b>1</b>       | <b>2</b>       | <b>1</b>       | <b>-</b>       | <b>-</b>       |
| <b>FULL-TIME PERSONNEL</b>          | <b>185</b>     | <b>196</b>     | <b>194</b>     | <b>205</b>     | <b>264</b>     | <b>329</b>     |

Table D-23

**AF RESERVE PERSONNEL**

|                                  | FY 94   | FY 95   | FY 96   | FY 97   | FY98   | FY99   |
|----------------------------------|---------|---------|---------|---------|--------|--------|
| <b>ACTIVE DUTY PERSONNEL</b>     | 158     | 158     | 166     | 184     | 181    | 180    |
| <b>NON-PAID</b>                  | 17,467  | 14,389  | 10,903  | 10,860  | 9,849  | 9,887  |
| Obligated Reserve                | 6,268   | 8,186   | 4,417   | 3,950   | 3,669  | 3,951  |
| Reinforced Designee              | 9,563   | 4,632   | 4,984   | 5,388   | 4,706  | 4,529  |
| Chaplain/Legal                   | 441     | 459     | 510     | 386     | 332    | 308    |
| Other Health Prof Scholarship    | 1,195   | 1,112   | 992     | 1,136   | 1,142  | 1,099  |
| <b>STANDBY</b>                   | 8,681   | 9,543   | 11,419  | 10,071  | 11,893 | 12,688 |
| Active                           | 540     | 520     | 426     | 403     | 308    | 407    |
| Inactive                         | 8,141   | 9,023   | 10,993  | 9,668   | 11,385 | 12,281 |
| <b>RETIRED</b>                   | 100,767 | 101,297 | 100,501 | 98,247  | 97,301 | 95,020 |
| <b>TOTAL ENLISTED</b>            | 57,227  | 55,910  | 52,404  | 50,300  | 48,964 | 48,184 |
| <b>READY RESERVE/ACTIVE DUTY</b> | 145,285 | 123,146 | 114,108 | 112,034 | 48,964 | 48,184 |
| <b>PAID RESERVE/ACTIVE DUTY</b>  | 63,904  | 62,616  | 58,184  | 56,651  | 48,964 | 48,184 |
| <b>48 - ANNUAL DRILL</b>         | 57,227  | 55,910  | 52,404  | 50,300  | 48,964 | 48,184 |
| A-10                             | 499     | 473     | 667     | 270     | 254    | 241    |
| A-10 School House                | -       | -       | -       | 267     | 253    | 260    |
| B-52                             | 377     | 427     | 473     | 626     | 621    | 637    |
| C-5 (Associate)                  | 2,837   | 2,814   | 2,534   | 2,305   | 2,335  | 2,237  |
| C-5 (Equipped)                   | 2,677   | 2,776   | 2,579   | 2,421   | 2,342  | 2,246  |
| C-9                              | 188     | 201     | 211     | 203     | 210    | 215    |
| C-130                            | 6,470   | 6,547   | 6,033   | 5,738   | 5,827  | 5,705  |
| AC-130                           | 963     | 947     | 842     | 815     | 815    | 800    |
| WC-130                           | 145     | 144     | 164     | 179     | 176    | 183    |
| C-141 (Associate)                | 4,857   | 4,500   | 3,760   | 3,011   | 2,268  | 1,854  |
| C-141 (Equipped)                 | 2,802   | 2,505   | 2,361   | 2,203   | 2,087  | 2,075  |
| C-17 (Associate)                 | 211     | 294     | 496     | 720     | 1,113  | 1,342  |
| F-16                             | 4,081   | 3,854   | 2,786   | 2,538   | 2,522  | 2,526  |
| F-16 (Associate)                 | -       | -       | -       | -       | 1      | 3      |
| HH-3/MH60                        | -       | -       | -       | -       | -      | -      |
| KC-10                            | 970     | 1,000   | 740     | 877     | 905    | 886    |
| KC-135 (Associate)               | -       | -       | -       | 177     | 186    | 205    |
| KC-135 (Equipped)                | 3,092   | 3,203   | 3,511   | 3,257   | 3,288  | 3,226  |
| OA-10                            | 916     | 886     | 872     | 922     | 899    | 837    |
| AWACS                            | -       | -       | -       | 164     | 230    | 259    |
| Aerial Port Sqdrn                | 7,271   | 6,968   | 6,870   | 6,785   | 6,766  | 6,652  |
| Aeromed Evacuation Unit          | 2,195   | 2,127   | 2,039   | 1,972   | 1,969  | 1,870  |
| Aero Rescue & Recovery Sqdrn     | 956     | 963     | 968     | 979     | 1,021  | 1,043  |
| Flight Traing                    | -       | -       | -       | -       | 3      | 11     |
| Numbered Air Force               | 203     | 214     | 188     | 195     | 224    | 271    |
| CE Sqdrn (Heavy Repair)          | 386     | 373     | 349     | 374     | 375    | 378    |
| CE Unit                          | 7,364   | 7,071   | 5,815   | 5,505   | 4,148  | 3,964  |
| Combat Log Spt Sqdrn             | 1,474   | 1,228   | 1,124   | 1,077   | 1,038  | 1,015  |
| Med Services Sqdrn               | 5,031   | 5,090   | 4,739   | 4,652   | 4,698  | 4,741  |
| Mobilization Aug Cat. "A" IMA    | 283     | 263     | 1,097   | 1,043   | 1,319  | 1,391  |
| Basic Mil Tng Sqdrn              | 75      | 80      | 70      | 64      | 61     | 66     |
| Communications Security          | 66      | 67      | 64      | 60      | 73     | 70     |
| Information Systems Sqdrn        | 838     | 895     | 865     | 901     | 937    | 975    |

Table D-23

**AF RESERVE PERSONNEL**

|                                   | FY 94          | FY 95          | FY 96          | FY 97          | FY98           | FY99           |
|-----------------------------------|----------------|----------------|----------------|----------------|----------------|----------------|
| Space Com                         | 11             | 10             | 11             | 18             | 85             | 110            |
| Trans Com                         | 20             | 22             | 22             | 17             | 19             | 26             |
| Management HQs Support            | -              | -              | -              | 70             | 45             | 52             |
| Combat Camera                     | -              | -              | -              | 146            | 134            | 114            |
| Base Ops Support                  | -              | -              | -              | 17             | 22             | 19             |
| ESC Security Police Sqdrn         | 28             | 3              | 19             | 35             | 40             | 44             |
| Ground Combat Readiness           | 63             | 56             | 54             | 53             | 78             | 95             |
| Services                          | -              | -              | -              | -              | 1,024          | 1,032          |
| Traffic Control/Approach/Landing  | -              | -              | -              | -              | 1              | 7              |
| <b>24 - ANNUAL DRILL (1)</b>      | <b>4,879</b>   | <b>5,028</b>   | <b>4,210</b>   | <b>4,200</b>   | <b>4,100</b>   | <b>4,242</b>   |
| <b>CATEGORY "D" IMA</b>           | <b>79</b>      | <b>1</b>       | <b>0</b>       | <b>0</b>       | <b>0</b>       | <b>1</b>       |
| <b>NPS, ACTIVE DUTY TRAIN (2)</b> | <b>428</b>     | <b>499</b>     | <b>416</b>     | <b>519</b>     | <b>641</b>     | <b>585</b>     |
| <b>NPS, DELAY WITH PAY</b>        | <b>213</b>     | <b>158</b>     | <b>145</b>     | <b>221</b>     | <b>271</b>     | <b>394</b>     |
| <b>FULL-TIME PERSONNEL</b>        | <b>463</b>     | <b>457</b>     | <b>440</b>     | <b>452</b>     | <b>608</b>     | <b>652</b>     |
| <b>ACTIVE DUTY PERSONNEL</b>      | <b>493</b>     | <b>472</b>     | <b>569</b>     | <b>586</b>     | <b>565</b>     | <b>591</b>     |
| <b>NON-PAID</b>                   | <b>81,381</b>  | <b>60,530</b>  | <b>55,924</b>  | <b>55,380</b>  | <b>46,610</b>  | <b>44,384</b>  |
| Obligated Reserve                 | 49,792         | 32,798         | 33,872         | 33,462         | 33,013         | 32,216         |
| Reinforcement Designee            | 31,576         | 27,720         | 22,042         | 21,915         | 13,597         | 12,168         |
| Other                             | 13             | 12             | 10             | 3              | -              | -              |
| <b>STANDBY ENLISTED</b>           | <b>1,245</b>   | <b>1,910</b>   | <b>2,948</b>   | <b>2,851</b>   | <b>4,349</b>   | <b>4,441</b>   |
| Active                            | 1,055          | 821            | 748            | 521            | 714            | 814            |
| Inactive                          | 190            | 1,089          | 2,200          | 2,330          | 3,635          | 3,627          |
| <b>RETIRED (3)</b>                | <b>169,939</b> | <b>181,207</b> | <b>183,062</b> | <b>185,708</b> | <b>188,467</b> | <b>190,515</b> |

## FOOTNOTES:

- (1) Individual Mobilization Augmentee.
- (2) NPS = Non-Prior Service.
- (3) Active and retired enlisted personnel with over 30 years total service are not included, but instead are subsumed within the Retired Regular Air Force category.

OPR: AF/REPP, Mr. Bill Limbrick, (703) 588-6001 or DSN 425-6001

Table D-24

**AF MILITARY RETIREMENT PROGRAM  
POPULATION SUMMARY & COST  
(END STRENGTHS IN THOUSANDS,  
DOLLARS IN MILLIONS)**

|                         | <b>FY 95</b>  | <b>FY 96</b>  | <b>FY 97</b>  | <b>FY98</b>   | <b>FY99</b>   |
|-------------------------|---------------|---------------|---------------|---------------|---------------|
| <b>TOTAL</b>            | 593           | 633           | 641           | 651           | 659           |
| <b>Officer</b>          | 170           | 171           | 172           | 173           | 174           |
| <b>Enlisted</b>         | 423           | 462           | 469           | 478           | 485           |
| <b>Beneficiaries</b>    | 48            | 70            | 74            | 77            | 82            |
| <b>THEN-YEARS \$</b>    | <b>10,401</b> | <b>10,805</b> | <b>11,284</b> | <b>11,625</b> | <b>11,871</b> |
| <b>Officer</b>          | 4,580         | 4,728         | 4,906         | 5,030         | 5,110         |
| <b>Enlisted</b>         | 5,419         | 5,631         | 5,889         | 6,078         | 6,210         |
| <b>Beneficiaries</b>    | 402           | 446           | 489           | 517           | 551           |
| <b>CONSTANT FY99 \$</b> | <b>11,673</b> | <b>11,822</b> | <b>11,991</b> | <b>12,022</b> | <b>11,871</b> |
| <b>Officer</b>          | 5,140         | 5,173         | 5,214         | 5,202         | 5,110         |
| <b>Enlisted</b>         | 6,082         | 6,161         | 6,258         | 6,285         | 6,210         |
| <b>Beneficiaries</b>    | 451           | 488           | 520           | 535           | 551           |

OPR: DFAS (Cleveland), Mr. Vaughn (216) 522-6170 or DSN 580-6170 (Manpower & Then year Dollars)  
SAF/FMCEE, Mr. Sarangan (703) 697-5870 DSN 227-5870 (Constant FY99 \$)

Table D-25

**AF RETIRED MILITARY POPULATION BY GRADE  
(END STRENGTHS)**

|   | FY 96          | FY 97          | FY98           | FY99           |
|---|----------------|----------------|----------------|----------------|
| <b>GRAND TOTAL</b>                          | <b>632,984</b> | <b>601,777</b> | <b>550,552</b> | <b>648,500</b> |
| <b>OFFICER TOTAL</b>                        | <b>171,318</b> | <b>171,219</b> | <b>172,657</b> | <b>164,226</b> |
| <b>ENLISTED TOTAL</b>                       | <b>461,666</b> | <b>430,558</b> | <b>378,005</b> | <b>484,274</b> |
| <b>OFFICER DETAILS</b>                      |                |                |                |                |
| <b>General</b>                              | 2,240          | 2,269          | 2,281          | 2,299          |
| <b>Colonel</b>                              | 30,352         | 30,466         | 30,957         | 31,131         |
| <b>Lt Colonel</b>                           | 72,736         | 71,978         | 72,899         | 73,074         |
| <b>Major</b>                                | 46,138         | 47,594         | 47,204         | 47,787         |
| <b>Captain</b>                              | 13,342         | 13,604         | 13,949         | 5,667          |
| <b>1st Lieutenant</b>                       | 2,439          | 1,979          | 2,289          | 801            |
| <b>2nd Lieutenant</b>                       | 873            | 664            | 208            | 754            |
| <b>Warrent Officer</b>                      | 3,197          | 2,665          | 2,869          | 2,713          |
| <b>Unknown (Adjustment for Report Lags)</b> | 1              | 0              | 1              | 0              |
| <b>ENLISTED DETAILS</b>                     |                |                |                |                |
| <b>Chief Master Sergeant</b>                | 33,167         | 32,462         | 34,050         | 34,338         |
| <b>Senior Master Sergeant</b>               | 53,583         | 51,884         | 55,384         | 55,928         |
| <b>Master Sergeant</b>                      | 181,603        | 175,410        | 189,896        | 193,260        |
| <b>Technical Sergeant</b>                   | 131,644        | 124,559        | 136,502        | 138,639        |
| <b>Staff Sergeant</b>                       | 46,252         | 40,292         | 47,201         | 47,574         |
| <b>Sergeant</b>                             | 8,527          | 4,213          | 8,293          | 8,212          |
| <b>Airman First Class</b>                   | 4,713          | 1,280          | 4,596          | 4,555          |
| <b>Airman</b>                               | 1,735          | 332            | 1,669          | 1,661          |
| <b>Airman Basic</b>                         | 427            | 116            | 414            | 407            |
| <b>Unknown (Adjustment for Report Lags)</b> | 15             | 10             | 0              | 0              |

OPR: AFAFO/FMFF Mr. Ed Brown (303) 676-5858 or DSN 926-5858

Table D-26

**RETIRED MILITARY POPULATION BY DISABILITY CATEGORY**

|                             | FY 96          | FY 97          | FY98           | FY99           |
|-----------------------------|----------------|----------------|----------------|----------------|
| <b>GRAND TOTAL</b>          | <b>632,984</b> | <b>601,769</b> | <b>651,262</b> | <b>655,368</b> |
| <b>NON-DISABILITY</b>       | <b>583,173</b> | <b>572,217</b> | <b>603,710</b> | <b>606,243</b> |
| <b>TEMPORARY DISABILITY</b> | <b>1,884</b>   | <b>1,113</b>   | <b>1,242</b>   | <b>1,133</b>   |
| <b>PERMANENT DISABILITY</b> | <b>47,927</b>  | <b>28,439</b>  | <b>46,310</b>  | <b>48,262</b>  |
| <b>OFFICER TOTAL</b>        | <b>171,318</b> | <b>171,220</b> | <b>173,257</b> | <b>176,048</b> |
| <b>Non-Disability</b>       | <b>159,524</b> | <b>161,005</b> | <b>162,361</b> | <b>163,000</b> |
| <b>Temporary Disability</b> | <b>272</b>     | <b>189</b>     | <b>203</b>     | <b>201</b>     |
| <b>Permanent Disability</b> | <b>11,522</b>  | <b>10,026</b>  | <b>10,693</b>  | <b>12,847</b>  |
| <b>ENLISTED TOTAL</b>       | <b>461,666</b> | <b>430,549</b> | <b>478,005</b> | <b>481,590</b> |
| <b>Non-Disability</b>       | <b>423,649</b> | <b>411,212</b> | <b>441,349</b> | <b>445,243</b> |
| <b>Temporary Disability</b> | <b>1,612</b>   | <b>924</b>     | <b>1,039</b>   | <b>932</b>     |
| <b>Permanent Disability</b> | <b>36,405</b>  | <b>18,413</b>  | <b>35,617</b>  | <b>35,415</b>  |

OPR: DFAS (Cleveland), Mr. Eugene Vaughn, (216) 522-6170 or DSN 580-6170

Table D-27

**CIVILIAN PERMANENT AIR FORCE POSITIONS  
(PAID FROM FUNDS AVAILABLE TO THE AIR FORCE)**

|                              | FY 93   | FY 94   | FY 95   | FY 96   | FY 97  | FY98   | FY99   |
|------------------------------|---------|---------|---------|---------|--------|--------|--------|
| <b>EXECUTIVE SERVICE</b>     | 208     | 202     | 198     | 177     | 167    | 159    | 159    |
| <b>GENERAL SCHEDULE (GS)</b> | 123,513 | 114,078 | 111,661 | 102,262 | 99,201 | 95,512 | 94,865 |
| <b>TOTAL</b>                 | 123,721 | 114,280 | 111,859 | 102,439 | 99,368 | 95,671 | 95,024 |
| <b>TOTAL NON-GS</b>          | 61,035  | 58,779  | 53,941  | 39,761  | 38,163 | 36,609 | 35,842 |

| <b>GENERAL SCHEDULE DETAIL</b> |        |        |        |        |        |        |        |
|--------------------------------|--------|--------|--------|--------|--------|--------|--------|
| <b>GS/GM-15</b>                | 1,357  | 1,312  | 1,288  | 1,237  | 1,209  | 1,237  | 1,295  |
| <b>GS/GM-14</b>                | 3,917  | 3,881  | 3,746  | 3,378  | 3,266  | 3,244  | 3,268  |
| <b>GS/GM-13</b>                | 9,572  | 9,562  | 10,088 | 10,447 | 10,611 | 10,997 | 11,172 |
| <b>GS-12</b>                   | 21,307 | 20,863 | 21,090 | 20,259 | 19,758 | 18,937 | 18,320 |
| <b>GS-11</b>                   | 18,668 | 17,381 | 17,288 | 16,594 | 16,441 | 16,156 | 15,774 |
| <b>GS-10</b>                   | 1,031  | 1,002  | 994    | 845    | 826    | 792    | 770    |
| <b>GS-9</b>                    | 16,494 | 15,014 | 14,101 | 12,980 | 13,089 | 12,497 | 12,228 |
| <b>GS-8</b>                    | 1,870  | 1,602  | 1,547  | 1,380  | 1,332  | 1,209  | 1,233  |
| <b>GS-7</b>                    | 12,227 | 10,952 | 10,343 | 9,509  | 9,156  | 8,845  | 8,908  |
| <b>GS-1/6</b>                  | 37,070 | 32,509 | 31,176 | 25,633 | 23,513 | 21,598 | 21,897 |

OPR: AF/DPRR, Mr. D. Davenport, (703) 697-7486 or DSN 227-7486

Table D-28

**KEY PERSONNEL OF THE  
AIR FORCE SECRETARIAT  
AS OF SEPTEMBER 30, 1999**

| <b>OFFICE OF THE SECRETARY</b>  |                             |
|---|-----------------------------|
| The Secretary   | Honorable F. Whitten Peters |
| <b>OFFICE OF THE UNDER SECRETARY</b>  |                             |
| The Under Secretary   | Honorable Carol DiBattiste  |
| Deputy Under Secretary (International Affairs)  | Mr Willard Mitchell         |
| Principal Assistant Deputy  | Maj Gen Tome Walters        |
| Assistant Deputy  | Brig Gen Jefferey Kohler    |
| Chief, Saudi  | Col Rich McIntosh           |
| Chief, Europe/NATO/Eurasia  | Col Rodney Shaw             |
| Chief, Americas   | Col Richard O'Connor        |
| Chief, Mideast/Africa   | Col Michael Kosor           |
| Chief, Pacific  | Col Robert Cosand           |
| Chief, Policy   | Ms Terry Bates              |
| Chief, Weapons  | Col Dave Wallace            |
| Chief, Armaments Corp   | Col Mauro Faranelli         |
| Director (Disclosure)   | Mr Richard Millies          |
| <b>OFFICE OF SMALL &amp; DISADVANTAGED BUSINESS UTILIZATION</b>                       |                             |
| The Director  | Mr Anthony DeLuca           |
| <b>OFFICE OF THE ASSISTANT SECRETARY<br/>(FINANCIAL MANAGEMENT &amp; COMPTROLLER)</b> |                             |
| The Assistant Secretary   | Honorable Robert Hale       |
| Principal Deputy Assistant Secretary (Financial Mgt)                                  | Mr James Speer              |
| Management Systems Deputy   | Mr Ernest Fitzgerald        |
| Director, Budget & Appropriations Liaison   | Col Philip Ruter            |
| Deputy Assistant Secretary (Budget)   | Maj Gen Larry Northington   |
| Deputy for Budget   | Mr Robert Stuart            |
| Deputy Assistant Secretary (Financial Operations)                                     | Mr John Nethery             |
| Associate Dep Asst Secretary (Financial Operations)                                   | Vacant                      |
| Deputy Assistant Secretary (Cost & Economics)   | Mr Joseph Kammerer          |
| Associate Deputy for Cost & Economics   | Col Gordon Kage II          |
| <b>OFFICE OF THE GENERAL COUNSEL</b>  |                             |
| The General Counsel   | Mr Jeh Johnson              |
| Principal Deputy  | Mr Daniel Dell'Orto         |
| Deputy GC for Civilian Personnel & Fiscal Law   | Mr Don Fox                  |
| Deputy GC for International Affairs   | Mr Michael Zehner           |
| Deputy GC for Military Affairs  | Mr At Lee                   |
| Deputy GC for Installations & Environment   | Mr Fred Kuhn                |
| Deputy GC for Acquisition   | Mr John Janecek             |
| Deputy GC for Contractor Responsibility   | Mr Steven Shaw              |

NOTE: Inclusion or exclusion of a position from this roster has no official bearing on the incumbent's, or his or her unit's, relative importance to the AF mission.

Table D-28

**KEY PERSONNEL OF THE  
AIR FORCE SECRETARIAT  
AS OF SETEMBER 30, 1999**

| <b>OFFICE OF THE ASSISTANT SECRETARY (SPACE)</b>  |                           |
|---|---------------------------|
| The Assistant Secretary   | Honorable Keith Hall      |
| Principal Deputy Assistant Secretary  | Mr Dave Kier              |
| Deputy Assistant Secretary (Space Plans & Policy)   | Mr Richard McCormick      |
| <b>OFFICE OF THE ASSISTANT SECRETARY (ACQUISITION)</b>  |                           |
| The Assistant Secretary   | Dr Lawrence Delaney       |
| Principal Deputy Assistant Secretary  | Lt Gen Greg Martin        |
| Principal Dep Asst Sec for Acquisition & Mgmt   | Ms Darleen Druyun         |
| Deputy Assistant Secretary (Mgt Policy & Program Integration)   | Mr Blaise Durante         |
| Deputy Assistant Secretary (Science, Technology & Engineering)  | Dr Don Daniel             |
| Deputy Assistant Secretary (Contracting)  | Mr Tim Beyland            |
| Director (Info Dominance)   | Brig Gen Henry Obering    |
| Director (Global Power Programs)  | Maj Gen Raymond Hewitt    |
| Director (Global Reach Programs)  | Maj Gen Arthur Lichte     |
| Director (Special Programs)   | Col David Hamilton        |
| Director (Space & Nuclear Deterrence)   | Brig Gen John Clay        |
| Air Force Acquisition Executive   | Dr Lawrence Delaney       |
| AFPEO for Fighter & Bomber Programs   | Maj Gen Claude Bolton     |
| AFPEO for Space Systems   | Mr Brent Collins          |
| AFPEO for C3  | Brig Gen Craig Weston     |
| AFPEO for Weapons   | Mr Joseph Diamond         |
| AFPEO for Joint Logistics Systems   | Mr Oscar Goldfarb         |
| AFPEO for Airlift & Trainers  | Brig Gen Robert Chedister |
| <b>OFFICE OF THE ASSISTANT SECRETARY<br/>(MANPOWER, RESERVE AFFAIRS, INSTALLATIONS &amp; ENVIRONMENT)</b> |                           |
| The Assistant Secretary   | Honorable Ruby DeMesme    |
| Principal Deputy Assistant Secretary  | Dr Gerald Kauvar          |
| Deputy Assistant Secretary (Force Mgmt & Personnel)   | Ms Mary Lou Keener        |
| Deputy Assistant Secretary (Reserve Affairs)  | Mr Bryan Sharratt         |
| Deputy Assistant Secretary (Installations)  | Mr Jimmy Dishner          |
| Deputy Assistant Secretary (Environment, Safety & Occupational Health)                                    | Mr Thomas McCall, Jr.     |
| Director for AF Review Boards   | Mr Joe Lineberger         |
| Executive Director, AF Board for Correction of Military Records   | Mr Mack Burton            |
| Deputy for Equal Opportunity  | Ms Sharmon Thornton       |
| Director, Real Estate Agency  | Mr William Edwards        |

NOTE: Inclusion or exclusion of a position from this roster has no official bearing on the incumbent's, or his or her unit's, relative importance to the AF mission.

Table D-28

**KEY PERSONNEL OF THE  
AIR FORCE SECRETARIAT  
AS OF SEPTEMBER 30, 1999**

| <b>OFFICE OF PUBLIC AFFAIRS</b>                 |                          |
|---|--------------------------|
| The Director                                    | Col Ron Rand             |
| Mobilization Augmentee                          | Brig Gen Mark Rosenker   |
| Deputy Director                                 | Col Johnny Whitaker      |
| Chief, Strategic Communication                  | Col John Tyrrell         |
| Chief, Resources and Readiness                  | Ms Joyce Richardson      |
| Chief, Security Review                          | Mr Walt Werner           |
| Chief, AF News and Information                  | Col Charles Merlo        |
| Assistant Director of Personnel/Reserve Advisor | Col Anthony Epifano      |
| Chief, Air Force Bands                          | Lt Col (S) Mark Peterson |
| Chief, Public Communication                     | Lt Col Robert Williams   |
| Chief, Media Operations                         | Lt Col Jay DeFrank       |
| <b>OFFICE OF LEGISLATIVE LIAISON</b>            |                          |
| The Director                                    | Maj Gen T Moseley        |
| Deputy Director                                 | Brig Gen Paul Hankins    |
| Chief, Air Operations                           | Ms Sandra Esty           |
| Chief, Programs & Legislative                   | Col Michael Anderon      |
| Chief, Weapon Systems                           | Col Gil Braun            |
| Chief, House Liaison                            | Col Pete Bunce           |
| Chief, Senate Liaison                           | Col Steve Miller         |
| Chief, Congressional Actions                    | Lt Col Ted Kresge        |
| Chief, Congressional Inquiry                    | Col Mark Washabaugh      |
| AFRES Advisor                                   | Col Margie McGregor      |
| ANG Advisor                                     | Lt Col Kelly McKeague    |
| <b>OFFICE OF THE AUDITOR GENERAL</b>            |                          |
| The Auditor General<br>& AF Audit Agency        | Mr Jackie Crawford       |
| <b>OFFICE OF THE INSPECTOR GENERAL</b>          |                          |
| The Inspector General                           | Lt Gen Nicholas Kehoe    |
| Deputy Inspector General                        | Maj Gen Robert Winner    |
| Mobilization Augmentee                          | Maj Gen Virgil Toney     |
| Director (Inspections)                          | Col Felix Grieder        |
| Director, Inquiries                             | Col Edward McKinney      |
| Director, Special Investigations                | Col Charles Azukas       |
| Advisor, Reserve Affairs                        | Col Maureen Vaccaro      |
| Advisor, ANG Affairs                            | Col James Wilson         |

NOTE: Inclusion or exclusion of a position from this roster has no official bearing on the incumbent's, or his or her unit's, relative importance to the AF mission.

**KEY PERSONNEL OF THE  
AIR FORCE SECRETARIAT  
AS OF SEPTEMBER 30, 1999**

| <b>OFFICE OF THE ADMINISTRATIVE ASSISTANT TO THE SECRETARY</b> |                                    |
|--|------------------------------------|
| <b>The Administrative Assistant</b>                            | <b>Mr William Davidson</b>         |
| <b>Director, Operations Support</b>                            | <b>VACANT</b>                      |
| <b>Director (Security &amp; Investigative Programs)</b>        | <b>Mr Gene Boesch</b>              |
| <b>Director, Departmental Publishing</b>                       | <b>Ms Carolyn Watkins (Acting)</b> |
| <b>Chief, Military Personnel</b>                               | <b>Maj Al Bruner</b>               |
| <b>Chief, Civilian Personnel</b>                               | <b>Mr Craig Arigo</b>              |

NOTE: Inclusion or exclusion of a position from this roster has no official bearing on the incumbent's, or his or her unit's, relative importance to the AF mission.

Table D-29

**KEY AIR STAFF PERSONNEL  
AS OF SEPTEMBER 30, 1999**

| <b>OFFICE OF THE CHIEF OF STAFF</b>               |                              |
|---|------------------------------|
| The Chief of Staff                                | Gen Michael Ryan             |
| Vice Chief of Staff                               | Gen Lester Lyles             |
| Assistant Vice Chief of Staff                     | Lt Gen William Begert        |
| Chief Master Sergeant of the AF                   | CMSgt James Finch            |
| Special Assistant for Long Range Planning         | Maj Gen Norton Schwartz      |
| Deputy Chief of Staff (Personnel)                 | Lt Gen Donald Peterson       |
| Deputy Chief of Staff (Air & Space Ops)           | Lt Gen Marv Esmond           |
| Deputy Chief of Staff (Installations & Logistics) | Lt Gen John Handy            |
| Deputy Chief of Staff (Plans & Programs)          | Lt Gen Roger DeKok           |
| Director, Air National Guard                      | Lt Gen Russell Davis         |
| Director, Test & Evaluation                       | Mr John Manclark             |
| Director of Communications & Information          | Lt Gen William Donahue       |
| Director of Security Forces                       | Brig Gen Richard Coleman Jr. |
| The Civil Engineer                                | Brig Gen Earnest Robbins II  |
| Chief of Safety                                   | Maj Gen Frances Gideon Jr.   |
| Chief Scientist                                   | Dr Louis Metzger             |
| AF Historian                                      | Dr Richard Hallion Jr.       |
| Chief of Air Force Reserve                        | Maj Gen James Sherrard       |
| Deputy to the Chief of AFR                        | Brig Gen Ralph Clem          |
| Chief, National Guard Bureau                      | Lt Gen Russell Davis         |
| Co-Chairman, AF Scientific Advisory Board         | Dr William Ballhaus Jr.      |
| Co-Chairman, AF Scientific Advisory Board         | Ms Natalie Crawford          |
| Judge Advocate General                            | Maj Gen William Moorman      |
| Deputy Judge Advocate General                     | Maj Gen Andrew Egeland       |
| Surgeon General                                   | Lt Gen Charles Roadman II    |
| Chief of Chaplain Service                         | Maj Gen William Dendinger    |

NOTE: Inclusion or exclusion of a position from this roster has no official bearing on the incumbent's, or his or her unit's, relative importance to the AF mission.

Table D-30

**KEY AIR FORCE COMMANDERS  
AS OF SEPTEMBER 30, 1999**

| <b>AIR FORCE MATERIEL COMMAND</b>           |                           |
|---|---------------------------|
| The Commander                               | Gen George Babbitt        |
| Commander (ASC)                             | Lt Gen Robert Raggio      |
| Commander (ESC)                             | Lt Gen Leslie Kenne       |
| Commander (SMC)                             | Lt Gen Eugene Tattini     |
| <b>AIR FORCE SPACE COMMAND</b>              |                           |
| The Commander                               | Gen Richard Myers         |
| 14th Air Force                              | Maj Gen Robert Hinson     |
| 20th Air Force                              | Maj Gen Thomas Neary      |
| <b>AIR EDUCATION AND TRAINING COMMAND</b>   |                           |
| The Commander                               | Gen Lloyd Newton          |
| 2nd Air Force                               | Maj Gen Andrew Pelak      |
| 19th Air Force                              | Maj Gen Steven Polk       |
| Air University                              | Lt Gen Lance Lord         |
| <b>AIR MOBILITY COMMAND</b>                 |                           |
| The Commander                               | Gen Charles Robertson     |
| 15th Air Force                              | Lt Gen Walter Hogle       |
| 21st Air Force                              | Maj Gen John Hopper       |
| <b>AIR COMBAT COMMAND</b>                   |                           |
| The Commander                               | Gen Ralph Eberhart        |
| 1st Air Force                               | Maj Gen Larry Arnold      |
| 8th Air Force                               | Lt Gen Ronald Marcotte    |
| 9th Air Force                               | Lt Gen Harold Hornburg    |
| 12th Air Force                              | Lt Gen Robert Foglesong   |
| <b>AIR FORCE SPECIAL OPERATIONS COMMAND</b> |                           |
| The Commander                               | Lt Gen Maxwell Bailey     |
| <b>PACIFIC AIR FORCES</b>                   |                           |
| The Commander                               | Gen Patrick Gamble        |
| 5th Air Force                               | Lt Gen Paul Hester        |
| 7th Air Force                               | Lt Gen Charles Heflebower |
| 11th Air Force                              | Lt Gen Tom Case           |
| 13th Air Force                              | Maj Gen Daniel Dick       |
| <b>US AIR FORCES IN EUROPE</b>              |                           |
| The Commander                               | Gen John Jumper           |
| 3rd Air Force                               | Maj Gen Joseph Wehrle     |
| 16th Air Force                              | Lt Gen Michael Short      |
| <b>AIR FORCE RESERVE COMMAND</b>            |                           |
| The Commander                               | Maj Gen James Sherrard    |
| 4th Air Force                               | Maj Gen Wallace Whaley    |
| 10th Air Force                              | Maj Gen John Bradley      |
| 22nd Air Force                              | Maj Gen John Batbie       |

NOTE: Inclusion or exclusion of a position from this roster has no official bearing on the incumbent's, or his or her unit's, relative importance to the AF mission.

Table D-31

**KEY FIELD OPERATING AGENCY PERSONNEL  
AS OF SEPTEMBER 30, 1999**


|  |                           |
|--|---------------------------|
| AF Agency for Modeling & Simulation                              | Col Jimmy Wilson          |
| AF Audit Agency  | Mr Jackie Crawford        |
| AF Base Conversion Agency  | Mr Albert Lowas           |
| AF Center for Environmental Excellence                           | Mr Gary Erickson          |
| AF Civil Engineering Support Agency                              | Col Bruce Barthold        |
| AF Communications Agency   | Col Gilbert Hawk          |
| AF Cost Analysis Agency  | Mr Joseph Kammerer        |
| AF Flight Standards Agency                                       | Col Patrick Nolte         |
| AF Frequency Management Agency                                   | Col Michael Acres         |
| AF Historical Research Agency                                    | Col William Mathis        |
| AF Historical Support Agency                                     | Col Leonard Maggio        |
| AF Inspection Agency   | Col Fred Wall             |
| Air Intelligence Agency  | Maj Gen John Baker        |
| AF Legal Services Agency   | Brig Gen James Swanson    |
| AF Logistics Management Agency                                   | Col Richard Bereit        |
| AF Manpower & Innovation Agency                                  | Col Candace Abbott        |
| AF Medical Operations Agency                                     | Maj Gen Earl Mabry        |
| AF Medical Support Agency  | Col Sidney Brandler       |
| AF News Agency   | Col Harold Smarkola       |
| AF Office of Special Investigations                              | Brig Gen Francis Taylor   |
| AF Pentagon Communications Agency                                | Col Joseph Laposa         |
| AF Personnel Center  | Maj Gen Donald Lamontagne |
| AF Personnel Operations Agency                                   | Brig Gen John Regni       |
| AF Services Agency   | Col Horace Larry          |
| AF Operations Group  | Col Dave Jones            |
| AF Real Estate Agency  | Mr William Edwards        |
| AF Review Boards Agency  | Mr Joe Lineberger         |
| AF Safety Center   | Maj Gen Francis Gideon    |
| AF Security Forces Agency  | Brig Gen Richard Coleman  |
| AF Studies & Analyses Agency                                     | Col Donald Higgins        |
| AF Technical Applications Center                                 | Col Harold Beatty         |
| Air National Guard Readiness Center                              | Brig Gen Craig McKinley   |
| Air Reserve Personnel Center                                     | Col Margie Humphrey       |
| Air Weather Service  | Col Charles French        |
| Joint Services Survival, Evasion, Resistance,<br>& Escape Agency | Col Mike Bergstresser     |

**KEY DIRECT REPORTING UNIT PERSONNEL  
AS OF SEPTEMBER 30, 1999**

|   |                        |
|---|------------------------|
| AF Operational Test & Evaluation Center | Maj Gen Jeffrey Cliver |
| 11th Wing                               | Col Duane Deal         |
| USAF Academy                            | Lt Gen Tad Oelstrom    |
| AF Doctrine Center                      | Maj Gen Tim Kinnan     |
| AF Communications & Information Center  | Lt Gen William Donahue |

NOTE: Inclusion or exclusion of a position from this roster has no official bearing on the incumbent's, or his or her unit's, relative importance to the AF mission.

# SECTION E



**AIR FORCE BASES,  
UNITS,  
MATERIAL AND  
FLYING HOURS**

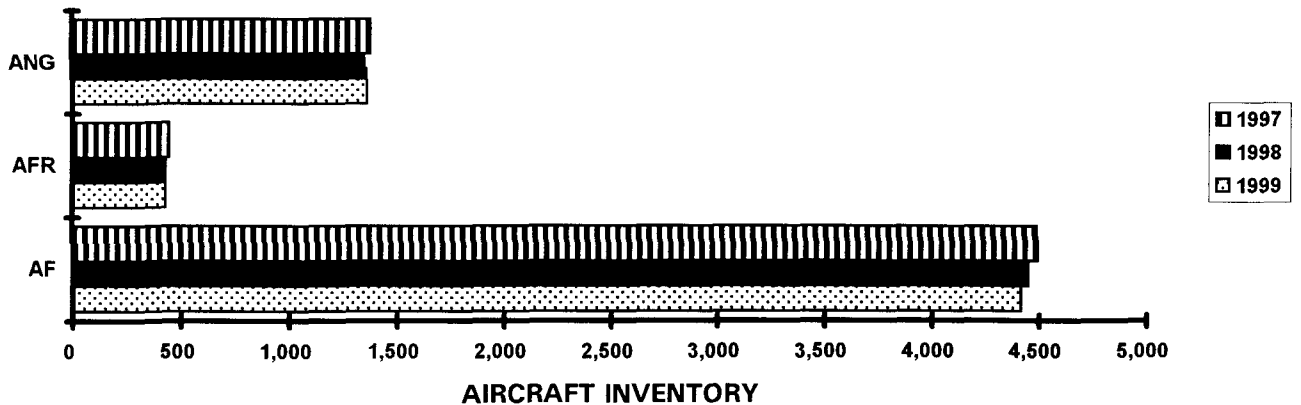


Table E-1

**TOTAL AIRCRAFT INVENTORY (TAI) TRENDS**  
 (AIR FORCE, AIR FORCE RESERVE, & AIR NATIONAL GUARD)

| FY   | REGULAR AIR FORCE (AF) | AIR FORCE RESERVE (AFR) | AIR NATIONAL GUARD (ANG) | TOTAL AIR FORCE |
|------|------------------------|-------------------------|--------------------------|-----------------|
| 1981 | 7,092                  | 452                     | 1,636                    | 9,180           |
| 1982 | 7,125                  | 447                     | 1,647                    | 9,219           |
| 1983 | 7,194                  | 458                     | 1,703                    | 9,355           |
| 1984 | 7,253                  | 464                     | 1,688                    | 9,405           |
| 1985 | 7,296                  | 468                     | 1,688                    | 9,452           |
| 1986 | 7,270                  | 467                     | 1,782                    | 9,519           |
| 1987 | 7,205                  | 502                     | 1,732                    | 9,439           |
| 1988 | 7,195                  | 491                     | 1,730                    | 9,416           |
| 1989 | 6,971                  | 497                     | 1,751                    | 9,219           |
| 1990 | 6,813                  | 500                     | 1,719                    | 9,032           |
| 1991 | 6,189                  | 528                     | 1,793                    | 8,510           |
| 1992 | 5,425                  | 524                     | 1,693                    | 7,642           |
| 1993 | 4,986                  | 544                     | 1,653                    | 7,183           |
| 1994 | 4,764                  | 468                     | 1,586                    | 6,818           |
| 1995 | 4,686                  | 462                     | 1,461                    | 6,609           |
| 1996 | 4,499                  | 448                     | 1,426                    | 6,373           |
| 1997 | 4,490                  | 446                     | 1,381                    | 6,317           |
| 1998 | 4,447                  | 430                     | 1,351                    | 6,228           |
| 1999 | 4,413                  | 430                     | 1,360                    | 6,203           |

**AIR FORCES AIRCRAFT INVENTORY**



OPR: AF/XPPE, Ms. B. Kelly, (703) 697-7934 or DSN 227-7934

Table E-2

**AIR FORCE  
TOTAL AIRCRAFT INVENTORY (TAI)  
BY MISSION  
(1)**

|                                     | FY 96       | FY 97       | FY98        | FY99        |
|-------------------------------------|-------------|-------------|-------------|-------------|
| <b>AF TOTAL (US-OWNED ONLY) (2)</b> | <b>6371</b> | <b>6317</b> | <b>6228</b> | <b>6203</b> |
| <b>REGULAR AF TOTAL</b>             | <b>4497</b> | <b>4490</b> | <b>4447</b> | <b>4413</b> |
| STRATEGIC BOMBER                    | 185         | 182         | 179         | 179         |
| TANKER                              | 314         | 316         | 317         | 317         |
| FIGHTER/ATT/INT                     | 1652        | 1631        | 1613        | 1594        |
| RECCE                               | 251         | 245         | 211         | 211         |
| CARGO/TRANSPORT                     | 647         | 628         | 610         | 592         |
| SEARCH/RESCUE                       | 9           | 9           | 9           | 10          |
| HELICOPTER                          | 174         | 175         | 165         | 165         |
| TRAINER                             | 1169        | 1209        | 1247        | 1247        |
| OTHER                               | 96          | 95          | 96          | 98          |
| <b>RESERVE AF TOTAL</b>             | <b>1874</b> | <b>1827</b> | <b>1781</b> | <b>1790</b> |
| ANG                                 | 1426        | 1381        | 1351        | 1360        |
| AFR                                 | 448         | 446         | 430         | 430         |
| <b>FOREIGN-OWNED TOTAL</b>          | <b>82</b>   | <b>80</b>   | <b>99</b>   | <b>99</b>   |

FOOTNOTES: (1) TAI = Primary Aircraft Inventory (PAI) + Backup Aircraft Inventory (BAI) + Attrition Reserve (AR).  
(2) Excludes foreign-government owned aircraft.

OPR: AF/XPPE, Ms. B. Kelly, (703) 697-7934 or DSN 227-7934

Table E-3

**ICBM INVENTORY**

| TYPE OF SYSTEM     | FY 92      | FY93       | FY 94      | FY 95      |
|--------------------|------------|------------|------------|------------|
| MINUTEMAN II ICBM  | 375        | 375        | 92         | 0          |
| MINUTEMAN III ICBM | 500        | 500        | 530        | 530        |
| PEACEKEEPER ICBM   | 50         | 50         | 50         | 50         |
| <b>TOTAL ICBMs</b> | <b>925</b> | <b>925</b> | <b>672</b> | <b>580</b> |

| TYPE OF SYSTEM     | FY 96      | FY 97      | FY98       | FY99       |
|--------------------|------------|------------|------------|------------|
| MINUTEMAN II ICBM  | 0          | 0          | 0          | 0          |
| MINUTEMAN III ICBM | 530        | 530        | 500        | 500        |
| PEACEKEEPER ICBM   | 50         | 50         | 50         | 50         |
| <b>TOTAL ICBMs</b> | <b>580</b> | <b>580</b> | <b>550</b> | <b>550</b> |

OPR: AF/XONO, Lt Col Kirkhuff, (703) 695-5211 or DSN 225-5211

Table E-4

**AF SQUADRONS BY MISSION AREA**

|                                 | FY 96      | FY 97      | FY98       | FY99       |
|---------------------------------|------------|------------|------------|------------|
| <b>GRAND TOTAL - ALL FORCES</b> | <b>479</b> | <b>459</b> | <b>489</b> | <b>476</b> |
| <b>ACTIVE FORCES</b>            | <b>309</b> | <b>286</b> | <b>306</b> | <b>298</b> |
| Attack                          | 13         | 13         | 13         | 13         |
| Bomber                          | 13         | 12         | 13         | 13         |
| Cargo/Transport                 | 61         | 45         | 56         | 54         |
| Fighter                         | 88         | 88         | 88         | 84         |
| Helicopters                     | 22         | 22         | 22         | 20         |
| Rescue                          | 1          | 1          | 1          | 1          |
| Reconnaissance                  | 31         | 32         | 31         | 31         |
| Tankers                         | 26         | 26         | 25         | 25         |
| Trainers                        | 45         | 40         | 48         | 48         |
| Others                          | 9          | 9          | 9          | 9          |
| <b>AIR RESERVE FORCES</b>       | <b>170</b> | <b>171</b> | <b>174</b> | <b>178</b> |
| ANG                             | 123        | 123        | 126        | 131        |
| AFR                             | 47         | 48         | 48         | 47         |

OPR: AF/XPPE, Ms Barbara Kelly, (703) 697-7934 or DSN 227-7934

Table E-5

**AIRCRAFT & MISSILE PROCUREMENT  
(EXCLUDES R&D VEHICLES)**

| <b>AIRCRAFT PROCUREMENT QUANTITIES</b> | <b>FY95</b> | <b>FY96</b> | <b>FY97</b> | <b>FY98</b> | <b>FY99</b> |
|--|-------------|-------------|-------------|-------------|-------------|
| CIVIL AIR PATROL A/C                   | 14          | 27          | 27          | 27          | 27          |
| TANKER, TRANSPORT, TRAINER SYSTEM      | 32          | 0           | 0           | 0           | 0           |
| JPATS                                  | 3           | 3           | 15          | 22          | 22          |
| E-8 B/C                                | 2           | 2           | 2           | 1           | 2           |
| PREDATOR UAV                           | 0           | 0           | 14          | 16          | 7           |
| C-32A                                  | 0           | 0           | 0           | 2           | 2           |
| SMALL VCX (C-37A)                      | 0           | 0           | 2           | 1           | 4           |
| C-17 (MYP)                             | 6           | 8           | 8           | 9           | 13          |
| C-130J                                 | 0           | 2           | 1           | 0           | 0           |
| EC-130J                                | 0           | 0           | 1           | 1           | 1           |
| WC-130                                 | 0           | 3           | 3           | 2           | 1           |
| F-16 C/D (MYP)                         | 0           | 6           | 6           | 3           | 1           |
| F-15E                                  | 0           | 0           | 6           | 5           | 0           |
| F-15A/B/C/D                            | 0           | 6           | 0           | 0           | 0           |
| HH-60G                                 | 0           | 0           | 8           | 0           | 0           |
| <b>TOTAL</b>                           | <b>57</b>   | <b>57</b>   | <b>93</b>   | <b>89</b>   | <b>80</b>   |
| <b>MISSILE PROCUREMENT QUANTITIES</b>  |             |             |             |             |             |
|  | <b>FY95</b> | <b>FY96</b> | <b>FY97</b> | <b>FY98</b> | <b>FY99</b> |
| QF-4 FULL SCALE AERIAL DRONE           | 48          | 0           | 0           | 0           | 0           |
| HAVE NAP                               | 36          | 54          | 31          | 20          | 0           |
| JOINT STANDOFF WEAPON                  | 0           | 0           | 0           | 45          | 86          |
| AMRAAM                                 | 413         | 291         | 133         | 173         | 180         |
| AGM-130 POWERED GBU-15                 | 102         | 100         | 72          | 20          | 0           |
| GLOBAL POSITIONING (SPACE)             | 5           | 4           | 3           | 3           | 0           |
| MEDIUM LAUNCH VEHICLE(SPACE)           | 2           | 4           | 3           | 4           | 5           |
| <b>TOTAL</b>                           | <b>606</b>  | <b>453</b>  | <b>242</b>  | <b>265</b>  | <b>271</b>  |

## NOTES:

Programs without procurement in the last 5 years are no longer listed.

OPR: SAF/AQXR D. Hackett (703) 588-7265 or DSN 425-7265

Table E-6

**AIR FORCE  
SELECTED TOTAL AIRCRAFT INVENTORY (TAI)  
BY MISSION/DESIGNATION**

|                    | FY 94        | FY 95        | FY 96        | FY 97        | FY98         | FY99         |
|--------------------|--------------|--------------|--------------|--------------|--------------|--------------|
| <b>GRAND TOTAL</b> | <b>4,762</b> | <b>4686</b>  | <b>4488</b>  | <b>4484</b>  | <b>4447</b>  | <b>4413</b>  |
| <b>ATTACK</b>      | <b>143</b>   | <b>156</b>   | <b>152</b>   | <b>151</b>   | <b>147</b>   | <b>144</b>   |
| A-10               | 131          | 135          | 131          | 130          | 126          | 123          |
| AC-130             | 12           | 21           | 21           | 21           | 21           | 21           |
| <b>BOMBER</b>      | <b>178</b>   | <b>183</b>   | <b>185</b>   | <b>182</b>   | <b>179</b>   | <b>179</b>   |
| B-1                | 84           | 84           | 81           | 77           | 73           | 73           |
| B-2                | 9            | 14           | 19           | 20           | 21           | 21           |
| B-52               | 85           | 85           | 85           | 85           | 85           | 85           |
| <b>CARGO</b>       | <b>729</b>   | <b>685</b>   | <b>645</b>   | <b>627</b>   | <b>610</b>   | <b>592</b>   |
| C-5                | 82           | 81           | 81           | 81           | 81           | 81           |
| C-9                | 23           | 23           | 23           | 23           | 23           | 23           |
| C-12               | 72           | 44           | 37           | 34           | 34           | 32           |
| C-17               | 16           | 23           | 27           | 34           | 43           | 55           |
| C-20               | 13           | 13           | 13           | 13           | 13           | 13           |
| C-21               | 79           | 78           | 76           | 76           | 76           | 76           |
| C-23               | 3            | 3            | 3            | 3            | -            | -            |
| C-32               | -            | -            | -            | -            | 2            | 4            |
| VC-25              | 2            | 2            | 2            | 2            | 2            | 2            |
| C-27               | 10           | 10           | 10           | 7            | 7            | -            |
| C-130              | 213          | 205          | 204          | 197          | 191          | 191          |
| C-135              | 8            | 7            | 6            | 4            | 4            | 4            |
| C-137              | 8            | 8            | 5            | 5            | 4            | 2            |
| C-141              | 194          | 185          | 156          | 139          | 122          | 101          |
| EC-137             | -            | -            | -            | 1            | 1            | 1            |
| NC-130             | -            | -            | -            | 4            | 4            | 2            |
| NC-141             | -            | -            | -            | 2            | -            | -            |
| NT/T-39            | 6            | 3            | 2            | 2            | 3            | 3            |
| <b>FIGHTER</b>     | <b>1,630</b> | <b>1,607</b> | <b>1,495</b> | <b>1,476</b> | <b>1,462</b> | <b>1,450</b> |
| F-4                | 45           | 40           | 12           | 3            | -            | -            |
| F-15               | 646          | 628          | 620          | 617          | 615          | 614          |
| F-16               | 777          | 780          | 809          | 802          | 792          | 777          |
| F-22               | -            | -            | -            | -            | 2            | 2            |
| F-111              | 104          | 105          | -            | -            | -            | -            |
| F-117              | 58           | 54           | 54           | 54           | 53           | 53           |
| YF-015B            | -            | -            | 1            | 1            | 1            | 1            |
| YF-117A            | -            | -            | 3            | 3            | 3            | 3            |
| <b>HELICOPTER</b>  | <b>189</b>   | <b>183</b>   | <b>174</b>   | <b>175</b>   | <b>165</b>   | <b>165</b>   |
| HH-1               | 86           | 80           | 70           | 6            | -            | -            |
| H-53               | 49           | 47           | 46           | 46           | 46           | 44           |
| HH-60              | 54           | 56           | 58           | 59           | 47           | 54           |
| MH-60              | -            | -            | -            | -            | 9            | 4            |
| UH-001             | -            | -            | -            | 64           | 63           | 63           |

Table E-6

**AIR FORCE  
SELECTED TOTAL AIRCRAFT INVENTORY (TAI)  
BY MISSION/DESIGNATION**

|                        | FY 94        | FY 95        | FY 96        | FY 97        | FY98         | FY99         |
|------------------------|--------------|--------------|--------------|--------------|--------------|--------------|
| <b>TANKER</b>          | <b>326</b>   | <b>325</b>   | <b>314</b>   | <b>316</b>   | <b>314</b>   | <b>317</b>   |
| KC-10                  | 59           | 59           | 59           | 59           | 59           | 59           |
| KC-135                 | 267          | 266          | 255          | 257          | 255          | 255          |
| NKC-135                | -            | -            | -            | -            | 3            | 3            |
| <b>TRAINER</b>         | <b>1,187</b> | <b>1,180</b> | <b>1,169</b> | <b>1,208</b> | <b>1,250</b> | <b>1,247</b> |
| T001A                  | 87           | 123          | 156          | 179          | 180          | 180          |
| T003A                  | 24           | 95           | 112          | 110          | 110          | 110          |
| T006A                  | -            | -            | -            | -            | -            | 1            |
| TC018E                 | 2            | 2            | 2            | 2            | 2            | 2            |
| TG010A                 | -            | -            | 1            | 1            | 1            | 1            |
| TG011A                 | -            | 2            | 2            | 2            | 2            | 2            |
| TG-7                   | 9            | 9            | 9            | 9            | 9            | 9            |
| T-37                   | 494          | 461          | 420          | 419          | 418          | 417          |
| T-38                   | 506          | 471          | 451          | 377          | 416          | 416          |
| C/T-39                 | -            | -            | -            | -            | 3            | 1            |
| T-41                   | 50           | 3            | 3            | 3            | 3            | 3            |
| C/T-43                 | 12           | 12           | 11           | 10           | 11           | 11           |
| TC-135                 | 3            | 2            | 2            | 2            | 2            | 2            |
| AT038B                 | -            | -            | -            | 94           | 93           | 93           |
| <b>OTHER</b>           | <b>107</b>   | <b>99</b>    | <b>96</b>    | <b>95</b>    | <b>96</b>    | <b>98</b>    |
| OA-10                  | 101          | 96           | 92           | 90           | 91           | 93           |
| OA-37                  | 2            | -            | -            | -            | -            | -            |
| OC135B                 | 1            | 1            | 2            | 2            | 2            | 2            |
| U-26                   | 1            | -            | -            | -            | -            | -            |
| UV-18                  | 2            | 2            | 2            | 3            | 3            | 3            |
| <b>RESCUE (HC-130)</b> | <b>34</b>    | <b>31</b>    | <b>9</b>     | <b>9</b>     | <b>9</b>     | <b>9</b>     |
| <b>RECONNAISSANCE</b>  | <b>239</b>   | <b>237</b>   | <b>249</b>   | <b>245</b>   | <b>211</b>   | <b>211</b>   |
| EC-18                  | 6            | 4            | 4            | 4            | 3            | 3            |
| EC-130                 | 60           | 38           | 79           | 22           | 22           | 22           |
| EC-135                 | 40           | 63           | 35           | 14           | 9            | 3            |
| E-3                    | 34           | 33           | 32           | 32           | 32           | 32           |
| E-4                    | 4            | 4            | 4            | 4            | 4            | 4            |
| EF-111                 | 40           | 40           | 37           | 33           | -            | -            |
| E-8                    | -            | -            | 1            | 2            | 5            | 5            |
| TG-3                   | 4            | 4            | 3            | 3            | 3            | 3            |
| TG-4                   | 10           | 11           | 14           | 14           | 14           | 14           |
| TG-9                   | 4            | 4            | 4            | 4            | 4            | 4            |
| MC-130                 | -            | -            | -            | 53           | 53           | 55           |

Table E-6

**AIR FORCE  
SELECTED TOTAL AIRCRAFT INVENTORY (TAI)  
BY MISSION/DESIGNATION**

|        | FY 94 | FY 95 | FY 96 | FY 97 | FY98 | FY99 |
|--------|-------|-------|-------|-------|------|------|
| RC-135 | -     | -     | -     | 19    | 19   | 21   |
| RQ-001 | -     | -     | -     | 2     | 4    | 6    |
| SR-071 | -     | -     | -     | 2     | 2    | -    |
| TU-002 | -     | -     | -     | 4     | 4    | 4    |
| WC-135 | -     | -     | -     | 2     | 2    | 2    |
| UOO2   | 37    | 36    | 36    | 31    | 31   | 31   |

**NOTE:**

Any 99 column left blank means there are no aircraft for the year.

OPR: AF/XPPE, Ms. B. Kelly, (703) 697-7934 or DSN 227-7934

Table E-7

**AIR FORCE RESERVE  
SELECTED TOTAL AIRCRAFT INVENTORY (TAI)  
BY MISSION/DESIGNATION**

|                        | FY 94 | FY 95 | FY 96 | FY 97 | FY98 | FY99 |
|------------------------|-------|-------|-------|-------|------|------|
| <b>GRAND TOTAL</b>     | 468   | 462   | 447   | 445   | 430  | 430  |
| <b>ATTACK</b>          | 41    | 31    | 30    | 27    | 27   | 27   |
| A-10                   | 31    | 31    | 30    | 27    | 27   | 27   |
| AC-130                 | 10    | -     | -     | -     | -    | -    |
| <b>BOMBER (B052H)</b>  | 9     | 9     | 9     | 9     | 9    | 9    |
| <b>CARGO</b>           | 177   | 184   | 189   | 190   | 175  | 182  |
| C-5                    | 32    | 32    | 32    | 32    | 32   | -    |
| C-130                  | 109   | 111   | 111   | 110   | 110  | 111  |
| C-141                  | 36    | 41    | 46    | 48    | 33   | 39   |
| <b>FIGHTER (F-16)</b>  | 121   | 114   | 73    | 71    | 72   | 70   |
| <b>HELICOPTER</b>      | 25    | 25    | 23    | 23    | 23   | 23   |
| H-60                   | 25    | 25    | 23    | 23    | 23   | 23   |
| <b>OTHER (OA010A)</b>  | 13    | 13    | 21    | 23    | 23   | 23   |
| <b>TANKER (KC-135)</b> | 62    | 62    | 72    | 72    | 70   | 69   |
| <b>RESCUE (C-130)</b>  | 10    | 14    | 9     | 7     | 7    | 7    |
| <b>RECON (C-130)</b>   | 10    | 10    | 21    | 23    | 23   | 19   |

OPR: AF/XPPE, Ms. B. Kelly, (703) 697-7934 or DSN 227-7934

Table E-8

**AIR NATIONAL GUARD  
SELECTED TOTAL AIRCRAFT INVENTORY (TAI)  
BY MISSION/DESIGNATION**

|                          | FY 94 | FY 95 | FY 96 | FY 97 | FY98  | FY99  |
|--------------------------|-------|-------|-------|-------|-------|-------|
| <b>GRAND TOTAL</b>       | 1,586 | 1,461 | 1,426 | 1,381 | 1,351 | 1,360 |
| <b>ATTACK</b>            | 66    | 59    | 74    | 74    | 75    | 76    |
| A-10                     | 66    | 59    | 74    | 74    | 75    | 76    |
| <b>BOMBER (B001B)</b>    | 11    | 11    | 14    | 17    | 20    | 20    |
| <b>CARGO</b>             | 239   | 247   | 260   | 264   | 271   | 264   |
| C-5                      | 12    | 13    | 13    | 13    | 13    | 13    |
| C-12                     | 6     | 4     | -     | -     | -     | -     |
| C-22                     | 4     | 3     | 3     | 3     | 3     | 3     |
| C-21                     | 4     | 4     | 4     | 4     | 2     | 2     |
| C-38A                    | -     | -     | -     | -     | 2     | 2     |
| C-130                    | 196   | 206   | 214   | 218   | 218   | 220   |
| HC-130                   | -     | -     | -     | -     | 13    | -     |
| LC-130                   | -     | -     | 7     | 7     | 7     | 8     |
| C-135B                   | 1     | 1     | 1     | 1     | 1     | 1     |
| C-141                    | 16    | 16    | 18    | 18    | 12    | 15    |
| <b>FIGHTER</b>           | 902   | 789   | 747   | 723   | 695   | 700   |
| F-4                      | 30    | 26    | -     | -     | -     | -     |
| F-15                     | 140   | 119   | 266   | 116   | 115   | 116   |
| F-16                     | 732   | 644   | 481   | 607   | 580   | 584   |
| <b>HELICOPTER (H-60)</b> | 21    | 18    | 18    | 17    | 18    | 18    |
| <b>TANKER (KC-135)</b>   | 224   | 223   | 223   | 223   | 224   | 223   |
| <b>TRAINER (T-43)</b>    | 2     | 2     | 2     | 0     | 40    | 0     |
| <b>OTHER</b>             | 73    | 85    | 67    | 42    | 40    | 37    |
| OA-10                    | 39    | 45    | 27    | 26    | 26    | 25    |
| C-26                     | 34    | 40    | 40    | 16    | 14    | 12    |
| <b>RECONNAISSANCE</b>    | 37    | 16    | 8     | 8     | 8     | 10    |
| EC-130                   | 8     | 8     | 8     | 8     | 8     | 8     |
| MC-130                   | -     | -     | -     | -     | -     | 2     |
| RF-4C                    | 29    | 8     | -     | -     | -     | -     |

OPR: AF/XPPE, Ms. B. Kelly, (703) 697-7934 or DSN 227-7934

Table E-9

**AF RESERVE FLYING UNIT LOCATIONS  
BY STATE FOR FY 99**

|               |                              |                |                          |
|---------------|------------------------------|----------------|--------------------------|
| ALABAMA       | Maxwell AFB                  | MICHIGAN       | Selfridge AGB            |
| ARIZONA       | Luke AFB                     | MINNESOTA      | Minneapolis-St. Paul IAP |
|               | Davis-Monthan AFB            | MISSISSIPPI    | Keesler AFB              |
| CALIFORNIA    | March ARB                    | MISSOURI       | Whiteman AFB             |
|               | Beale AFB                    | NEW YORK       | Niagara Falls IAP        |
| COLORADO      | Peterson AFB                 | NORTH CAROLINA | Seymour Johnson AFB      |
| FLORIDA       | Homestead ARS                | OHIO           | Wright-Patterson AFB     |
|               | Patrick AFB                  |                | Youngstown REG APT       |
|               | Eglin AFB Aux 3 (Duke Field) | OKLAHOMA       | Tinker AFB               |
| GEORGIA       | Dobbins ARB                  | OREGON         | Portland IAP             |
| INDIANA       | Grissom ARB                  | PENNSYLVANIA   | Pittsburgh IAP           |
| LOUISIANA     | Barksdale AFB                |                | Willow Grove ARS         |
|               | NAS JRB New Orleans          | TEXAS          | Carswell ARS             |
| MARYLAND      | Andrews AFB                  |                | Kelly AFB                |
| MASSACHUSETTS | Westover ARB                 | UTAH           | Hill AFB                 |
|               |                              | WISCONSIN      | Gen Mitchell IAP         |

OPR: AF/ILXB, Mrs. N. Whitehurst, (703) 697-5779 or DSN 227-5779

Table E-10

**AIR NATIONAL GUARD FLYING UNIT LOCATIONS  
BY STATE AND TERRITORY FOR FY 99**

|             |  |               |   |              |  |
|-------------|--|---------------|---|--------------|--|
| ALABAMA     | Birmingham IAP<br>Dannelly Field                                   | MARYLAND      | Andrews AFB<br>Martin State APT   | OHIO         | Mansfield Lahm MPT<br>Rickenbacker AGS<br>Springfield MPT<br>Toledo Exp. APT |
| ALASKA      | Eielson AFB<br>Kulis AGS   | MASSACHUSETTS | Barnes MAP<br>Otis AGB  | OKLAHOMA     | Tulsa IAP<br>Will Rogers<br>World Airport                                    |
| ARIZONA     | Phoenix-Sky<br>Harbor IAP<br>Tucson IAP                            | MICHIGAN      | Selfridge AGB<br>W. K. Kellogg<br>Airport   |              | OREGON   |
| ARKANSAS    | Ft. Smith MAP<br>Little Rock AFB                                   | MINNESOTA     | Duluth IAP<br>Minneapolis-<br>St. Paul IAP  | PENNSYLVANIA | Pittsburgh IAP<br>Harrisburg IAP<br>Willow Grove ARS                         |
| CALIFORNIA  | Fresno Air Term<br>March ARB<br>Moffett FLD NAS<br>Channel Is. AGS | MISSISSIPPI   | Jackson IAP<br>Key Field  | PUERTO RICO  | Luis Munoz Marin IAP   |
| COLORADO    | Buckley AGB<br>Peterson AFB  | MISSOURI      | Lambert-St. Louis<br>IAP<br>Rosecrans Mem<br>Airport  | RHODE ISLAND | Quonset State APT  |
| CONNECTICUT | Bradley IAP  | MONTANA       | Great Falls IAP   | S. CAROLINA  | McEntire AGS   |
| DELAWARE    | New Castle<br>County Airport                                       |               | NEBRASKA  | Lincoln MAP  | S. DAKOTA  |
| FLORIDA     | Jacksonville IAP   | NEVADA        | Reno-Tahoe IAP  | TENNESSEE    | McGhee Tyson APT<br>Memphis IAP<br>Nashville IAP                             |
| GEORGIA     | Robins AFB<br>Savannah IAP   | N. HAMPSHIRE  | Pease AGS   | TEXAS        | Ellington Field<br>Kelly AFB<br>Dallas NAS                                   |
| HAWAII      | Hickam AFB   | NEW JERSEY    | Atlantic City IAP<br><br>McGuire AFB  | UTAH         | Salt Lake City IAP   |
| IDAHO       | Boise Air Term   | NEW MEXICO    | Kirtland AFB  | VERMONT      | Burlington IAP   |
| ILLINOIS    | Capital MAP<br>Chicago O'Hare<br>IAP<br>Gtr Peoria APT             | NEW YORK      | Hancock Field<br>Niagara Falls IAP<br>Schenectady<br>APT<br>Stewart IAP<br>Francis S.<br>Gabreski APT | VIRGINIA     | Richmond IAP   |
| INDIANA     | Ft. Wayne MAP<br>Hulman Reg. APT                                   | N. CAROLINA   | Charlotte/<br>Douglas IAP   | WASHINGTON   | Fairchild AFB  |
| IOWA        | Des Moines IAP<br>Sioux Gtwy APT                                   |               | N. DAKOTA   | Hector IAP   | W. VIRGINIA  |
| KANSAS      | Forbes Field<br>McConnell AFB                                      |               |   | WISCONSIN    | Truax Field<br>Gen Mitchell IAP  |
| KENTUCKY    | Standiford Field   |               |   | WYOMING      | Cheyenne MAP   |
| LOUISIANA   | NAS JRB New Orleans  |               |   |              |  |
| MAINE       | Bangor IAP   |               |   |              |  |

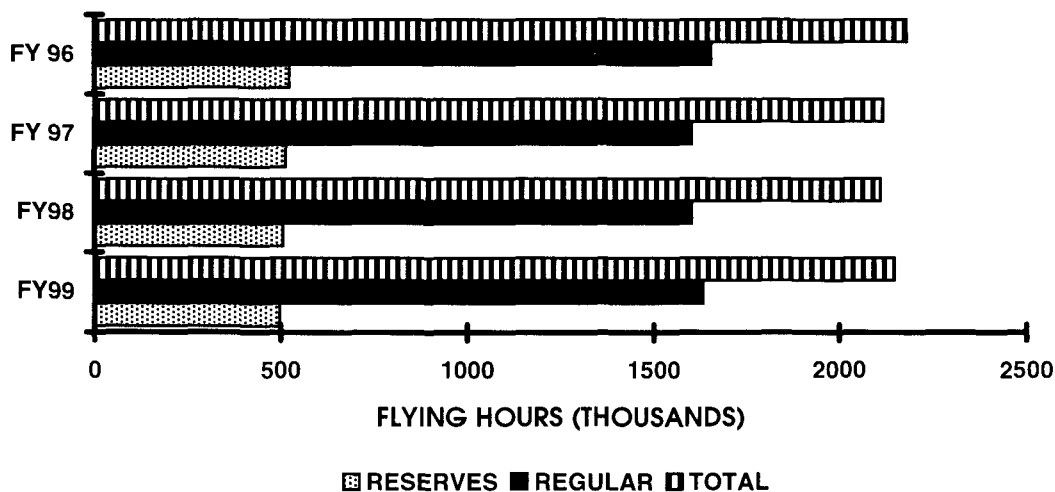
OPR: AF/LXB, Mrs. N. Whitehurst, (703) 697-5779 or DSN 227-5779

Table E-11

**FLYING HOURS (FH) STRATIFIED BY  
REGULAR AND RESERVE FORCES, MAJCOM, AND  
FOA  
(FLYING HOURS IN THOUSANDS)**

|                                  | FY 94  | FY 95  | FY 96  | FY 97  | FY98   | FY99   |
|----------------------------------|--------|--------|--------|--------|--------|--------|
| <b>PROGRAMMED FH</b>             | 2398.0 | 2254.1 | 2239.4 | 2205.9 | 2148.6 | 2146.4 |
| <b>ACTUAL FH</b>                 | 2316.9 | 2252.7 | 2181.2 | 2118.2 | 2111.2 | 2131   |
| <b>% ACTUAL vs. PROGRAMMED</b>   | 96.6   | 99.9   | 97.4   | 96.1   | 98.3   | 99.3   |
| <b>REGULAR/RESERVE FORCE</b>     |        |        |        |        |        |        |
| Regular Forces                   | 1749.9 | 1709.2 | 1656.8 | 1603.1 | 1604.5 | 1633.8 |
| Reserve Forces                   | 567.0  | 543.6  | 524.4  | 515.1  | 506.7  | 497.4  |
| <b>MAJCOM/FOA DETAIL</b>         |        |        |        |        |        |        |
| AF Academy                       | 12.1   | 13.6   | 11.8   | 12.2   | 13.0   | 11.7   |
| AF Materiel Command              | 39.6   | 35.9   | 33.7   | 29.5   | 22.2   | 21.4   |
| AFR Forces                       | 155.2  | 141.0  | 144.1  | 139.0  | 142.9  | 141.2  |
| Air Forces Europe                | 128.5  | 114.4  | 103.6  | 98.6   | 97     | 107.3  |
| ANG Forces                       | 411.8  | 402.6  | 380.3  | 376.1  | 363.8  | 356.3  |
| Air Mobility Command             | 317.7  | 341.9  | 325.1  | 335.0  | 374.1  | 379.6  |
| Pacific Air Forces               | 135.6  | 135.9  | 134.8  | 132.0  | 129.6  | 130.0  |
| Air Combat Command               | 573.2  | 551.5  | 522.8  | 450.6  | 387.2  | 371.7  |
| Special Operations Command       | 51.1   | 50.0   | 48.8   | 47.5   | 49.1   | 47.5   |
| Space Command                    | 16.1   | 14.8   | 14.4   | 12.5   | 9.6    | 8.6    |
| Air Education & Training Command | 476.1  | 453.7  | 461.8  | 485.0  | 522.7  | 555.6  |

**AF FLYING HOURS**



(1) Totals do not include flying hours for classified aircraft.

OPR: AF/XOOT, Ms. D. O'Neil (703) 697-2825 OR DSN 227-2825

Table E-12

**AF FLYING HOURS (FH) STRATIFIED  
BY  
AIRCRAFT MISSION/DESIGNATION  
(FLYING HOURS IN THOUSANDS)  
(1) & (2)**

|                            | FY 94         | FY 95         | FY 96         | FY 97         | FY98          | FY99          |
|----------------------------|---------------|---------------|---------------|---------------|---------------|---------------|
| <b>TOTAL</b>               | <b>1798.8</b> | <b>1727.7</b> | <b>1706.8</b> | <b>1603.0</b> | <b>1565.4</b> | <b>1622.9</b> |
| <b>ATTACK</b>              | <b>55.7</b>   | <b>54.2</b>   | <b>58.8</b>   | <b>59.8</b>   | <b>59.3</b>   | <b>54.8</b>   |
| A-10                       | 48.6          | 49.3          | 52.4          | 52.3          | 51.1          | 46.8          |
| A-37                       | 0.3           | -             | -             | -             | -             | -             |
| AC-130                     | 6.8           | 4.9           | 6.4           | 7.5           | 8.2           | 8             |
| <b>BOMBER</b>              | <b>62.9</b>   | <b>51.5</b>   | <b>50.1</b>   | <b>44.8</b>   | <b>41.4</b>   | <b>40.6</b>   |
| B-1                        | 29.8          | 26.0          | 23.3          | 20.2          | 18.0          | 16.8          |
| B-2                        | 0.9           | 2.5           | 3.3           | 3.7           | 3.1           | 4.6           |
| B-52                       | 32.2          | 23.0          | 23.5          | 20.9          | 20.3          | 19.2          |
| <b>CARGO/TRANSPORT</b>     | <b>392.1</b>  | <b>426.2</b>  | <b>409.3</b>  | <b>368.4</b>  | <b>363.9</b>  | <b>358.9</b>  |
| C-5                        | 61.9          | 52.1          | 55.2          | 50.6          | 52.6          | 46.1          |
| C-9                        | 25.7          | 26.2          | 24.8          | 23.3          | 21.4          | 20.2          |
| C-12                       | 13.2          | 20.4          | 5.2           | 4.7           | 5.7           | 4.4           |
| C-17                       | 4.3           | 13.0          | 21.1          | 26.5          | 42.6          | 56.7          |
| C-20                       | 6.8           | 6.6           | 6.8           | 6.3           | 6.8           | 6.8           |
| C-21                       | 47.8          | 49.7          | 48.0          | 44.8          | 44.2          | 45.2          |
| C-23                       | 0.6           | 0.4           | 0.4           | 0.1           | -             | -             |
| VC-25                      | 0.5           | 0.7           | 0.7           | 0.6           | 0.6           | 0.8           |
| C-27                       | 5.4           | 5.4           | 5.4           | 3.7           | 2.9           | 1             |
| C-32                       | -             | -             | -             | -             | 0.5           | 2.7           |
| C-37                       | -             | -             | -             | -             | 0.6           | 1.1           |
| CT-39                      | 0.1           | -             | -             | -             | -             | -             |
| C-130                      | 106.8         | 107.2         | 111.5         | 102.7         | 100.7         | 102.0         |
| C-135                      | 2.4           | 2.3           | 2.6           | 1.0           | 0.9           | 1.5           |
| C-137                      | 4.3           | 3.4           | 2.4           | 3.2           | 2.5           | 0.7           |
| C-141                      | 112.3         | 138.8         | 125.2         | 100.9         | 81.9          | 69.7          |
| <b>FIGHTER/INTERCEPTOR</b> | <b>460.8</b>  | <b>457.0</b>  | <b>428.0</b>  | <b>408.8</b>  | <b>397.7</b>  | <b>396.3</b>  |
| F-4                        | 11.9          | 12.8          | 6.7           | 3.8           | -             | -             |
| F-15                       | 189.0         | 183.9         | 178.1         | 170.5         | 165.4         | 164.6         |
| F-16                       | 224.4         | 227.4         | 224.0         | 221.8         | 220.0         | 218.5         |
| F-111                      | 23.5          | 20.1          | 6.2           | -             | -             | -             |
| F-117                      | 12.0          | 12.8          | 13.0          | 12.7          | 12.3          | 13.2          |
| <b>HELICOPTER</b>          | <b>52.6</b>   | <b>51.5</b>   | <b>52.5</b>   | <b>51.2</b>   | <b>50.3</b>   | <b>49.8</b>   |
| HH-1/UH-1                  | 6.2           | 4.6           | 3.1           | 2.0           | 0.8           | -             |
| UH-1                       | 18.2          | 18.6          | 18.2          | 18.8          | 19            | 19.4          |
| HH-3                       | 1.2           | -             | -             | -             | -             | -             |
| MH-53/TH-53                | 11.4          | 10.9          | 13.6          | 13.0          | 13.9          | 13.6          |
| HH-60                      | 10.6          | 13.0          | 13.5          | 13.5          | 13.6          | 14.3          |
| MH-60                      | 5.0           | 4.4           | 4.1           | 3.9           | 3.0           | 2.5           |

Table E-12

**AF FLYING HOURS (FH) STRATIFIED BY  
AIRCRAFT MISSION/DESIGNATION  
(FLYING HOURS IN THOUSANDS)  
(1) & (2)**

|                            | FY 94        | FY 95        | FY 96        | FY 97        | FY98         | FY99         |
|----------------------------|--------------|--------------|--------------|--------------|--------------|--------------|
| <b>OBSERVATION/UTILITY</b> | <b>40.0</b>  | <b>36.9</b>  | <b>39.9</b>  | <b>37.3</b>  | <b>37.4</b>  | <b>35.6</b>  |
| OA-10                      | 38.1         | 34.9         | 38.0         | 35.3         | 35.4         | 33.6         |
| OA-37                      | 0.1          | 0.2          | -            | -            | -            | -            |
| UV-18                      | 1.8          | 1.8          | 1.9          | 2.0          | 2.0          | 2.0          |
| <b>RECON/ELECT</b>         | <b>96.4</b>  | <b>89.0</b>  | <b>84.2</b>  | <b>84.6</b>  | <b>77.2</b>  | <b>70.5</b>  |
| E-3                        | 26.3         | 25.1         | 25.0         | 21.8         | 20.1         | 19.2         |
| E-4                        | 1.5          | 1.7          | 1.4          | 1.3          | 1.4          | 1.3          |
| E-8                        | 0.6          | 0.5          | 0.7          | 1.3          | 1.7          | 3.3          |
| E-9                        | 0.6          | -            | 0.6          | 0.6          | 0.6          | 0.5          |
| RF-4                       | 0.2          | 0.06         | -            | -            | -            | -            |
| EC-18                      | 11.2         | 0.7          | 0.6          | 0.4          | 0.4          | 0.5          |
| EF-111                     | 8.4          | 9.6          | 8.5          | 7.3          | 3.2          | -            |
| EC-130                     | 12.2         | 12.1         | 11.2         | 10.2         | 9.4          | 11.3         |
| MC-130                     | 15.1         | 15.9         | 14.6         | 22.7         | 22.8         | 21.4         |
| WC-130                     | -            | 0.01         | 0.01         | 0.01         | 0.01         | -            |
| EC-135                     | 5.3          | 6.9          | 5.1          | 5.1          | 4.2          | 1            |
| RC-135                     | 12.9         | 14.3         | 14.2         | 11.7         | 11.1         | 10.5         |
| TC-135                     | 1.6          | 1.9          | 1.4          | 1.6          | 1.7          | 1            |
| WC-135                     | 0.5          | 0.2          | 0.9          | 0.6          | 0.6          | 0.5          |
| <b>RESCUE (HC-130)</b>     | <b>14.4</b>  | <b>14.4</b>  | <b>8.9</b>   | <b>2.6</b>   | <b>0.5</b>   | <b>3.1</b>   |
| <b>TANKER</b>              | <b>160.8</b> | <b>146.0</b> | <b>137.7</b> | <b>136.1</b> | <b>133.5</b> | <b>143.7</b> |
| KC-10                      | 38.5         | 35.6         | 38.4         | 36.7         | 34.4         | 40.7         |
| KC-135                     | 122.3        | 110.4        | 99.3         | 99.4         | 99.1         | 103          |
| <b>TRAINER</b>             | <b>416.8</b> | <b>372.9</b> | <b>372.9</b> | <b>395.6</b> | <b>380.3</b> | <b>420.8</b> |
| TG-3                       | 0.4          | 0.6          | -            | 0.4          | 0.4          | 0.3          |
| TG-4                       | 6.1          | 6.5          | 5.6          | 5.4          | 5.7          | 4.6          |
| TG-7                       | 2.6          | 3.3          | 2.6          | 2.8          | 3.1          | 3.1          |
| TG-9                       | 0.5          | 0.7          | 0.8          | 0.7          | 0.8          | 0.8          |
| TG-11                      | -            | -            | -            | -            | 0.2          | 0.2          |
| T-1                        | 32.3         | 41.1         | 48.2         | 58.4         | 78.6         | 99.0         |
| T-3                        | 2.7          | 23.0         | 30.3         | 27.0         | (3)          | (3)          |
| T-37                       | 152.0        | 134.7        | 144.1        | 159.9        | 164.0        | 184.9        |
| T-38                       | 195.2        | 155.3        | 134.7        | 135.0        | 121.2        | 121.9        |
| T-39                       | 1.1          | 0.2          | 0.3          | 0.09         | 0.20         | 0.10         |
| T-41                       | 17.9         | 0.7          | 0.6          | 0.6          | 0.8          | 0.8          |
| T-43                       | 6.0          | 6.8          | 5.7          | 5.3          | 5.3          | 5.1          |
| <b>OTHER (4)</b>           | <b>46.3</b>  | <b>28.1</b>  | <b>64.5</b>  | <b>13.9</b>  | <b>23.9</b>  | <b>48.6</b>  |

## FOOTNOTES:

- (1) Totals do not include flying hours for classified aircraft.
- (2) Totals may not add due to rounding.
- (3) Flight Operations Suspended.
- (4) Includes contingency support, TWCF, Defense Health Medical, RDT&E and reimbursable hours for foreign government training.

OPR: AF/XOOT, Ms. D. O'Neil (703) 697-2825 or DSN 227-2825

Table E-13

**FLYING HOURS (FH) STRATIFIED BY  
AF RESERVE MISSION/DESIGNATION  
(FLYING HOURS IN THOUSANDS)**

|                            | FY 94 | FY 95 | FY 96 | FY 97    | FY98     | FY99     |
|----------------------------|-------|-------|-------|----------|----------|----------|
| <b>TOTAL (1) &amp; (2)</b> | 158.2 | 141.0 | 144.1 | 138.9    | 143.2    | 141.7    |
| <b>ATTACK</b>              | 17.7  | 12.7  | 9.0   | 12.2     | 12.2     | 13.0     |
| A-10                       | 14.5  | 11.1  | 9.0   | (3) 12.2 | (3) 12.3 | (3) 13.0 |
| AC-130                     | 3.2   | 1.6   | 0     | 0        | 0        | 0        |
| <b>TRANSPORT</b>           | 63.3  | 59.5  | 63.7  | 58.1     | 58.3     | 58.2     |
| C-5                        | 11.4  | 9.4   | 9.3   | 8.4      | 8.7      | 8.7      |
| C-130                      | 37.6  | 35.2  | 39.3  | 35.7     | 36       | 36.4     |
| C-141                      | 14.3  | 14.9  | 15.1  | 14.0     | 13.6     | 13.1     |
| <b>FIGHTER/INTERCEPTOR</b> | 30.3  | 24.5  | 18.5  | 15.2     | 15.8     | 15.6     |
| F-16                       | 30.3  | 24.5  | 18.5  | 15.2     | 15.8     | 15.6     |
| <b>HELICOPTER</b>          | 7.3   | 0.5   | 5.4   | 4.6      | 5.0      | 5.2      |
| MH-60                      | 1.7   | 0     | 0     | 0        | 0        | 0        |
| HH-60                      | 5.6   | 0.5   | 5.4   | 4.6      | 5        | 5.2      |
| UH-60                      | 0     | 0     | 0     | 0        | 0        | 0        |
| <b>OTHER</b>               | 2.1   | 4.1   | 0     | 3.6      | 0        | 3.4      |
| <b>RECON/ELEC</b>          | 4.0   | 5.2   | 6.6   | 3.0      | 7.2      | 4.2      |
| <b>RESCUE (HC-130)</b>     | 3.2   | 3.1   | 3.3   | 2.2      | 2.3      | 2.2      |
| <b>BOMBER (B-52)</b>       | 0     | 1.8   | 2.2   | 2.4      | 2.7      | 2.4      |
| <b>TANKER</b>              | 30.3  | 29.6  | 35.4  | 37.6     | 39.7     | 37.5     |
| KC-10                      | 14.2  | 11.0  | 13.9  | 13.5     | 14.4     | 12.6     |
| KC-135                     | 16.1  | 18.6  | 21.5  | 24.1     | 25.3     | 24.9     |

## FOOTNOTES:

- (1) Totals may not add due to rounding.  
(2) These figures reflect data passed to AF/XOOT and not necessarily verified by AFR.  
(3) Includes OA10 hours.

OPR: AF/XOOT, Ms. D. O'Neil, (703) 697-2825 or DSN 227-2825

Table E-14

**FLYING HOURS STRATIFIED BY  
AIR NATIONAL GUARD MISSION/DESIGNATION  
(FLYING HOURS IN THOUSANDS)**

(1)

|                                    | FY 93        | FY 94        | FY 95        | FY 96        | FY 97        | FY98         | FY99         |
|------------------------------------|--------------|--------------|--------------|--------------|--------------|--------------|--------------|
| <b>TOTAL (2)</b>                   | <b>433.7</b> | <b>413.8</b> | <b>402.6</b> | <b>380.3</b> | <b>375.8</b> | <b>364</b>   | <b>357.7</b> |
| <b>ATTACK</b>                      | <b>23.2</b>  | <b>20.2</b>  | <b>15.3</b>  | <b>16.1</b>  | <b>19.3</b>  | <b>18.6</b>  | <b>22.1</b>  |
| A-7                                | 2.8          | -            | -            | -            | -            | -            | -            |
| A-10                               | 20.4         | 20.2         | 15.3         | 16.1         | 19.3         | 18.6         | 22.1         |
| <b>BOMBER (B-1)</b>                | <b>0</b>     | <b>0.1</b>   | <b>2.2</b>   | <b>3.2</b>   | <b>4.6</b>   | <b>5.8</b>   | <b>6.1</b>   |
| <b>CARGO/TRANSPORT</b>             | <b>123.8</b> | <b>116.7</b> | <b>115.8</b> | <b>111.5</b> | <b>113.5</b> | <b>106.4</b> | <b>102</b>   |
| C-5                                | 3.9          | 3.4          | 3.7          | 3.4          | 3.5          | 3.5          | 2.8          |
| C-12                               | 5.9          | 3.7          | 2.5          | -            | -            | -            | -            |
| C-21                               | 2.0          | 1.9          | 1.4          | 1.0          | 1.9          | 1.0          | 1.0          |
| C-22                               | 2.7          | 2.5          | 2.4          | 1.9          | 1.7          | 1.5          | 0.9          |
| C-26                               | 14.7         | 17.8         | 20.1         | 13.7         | 14.2         | 6            | 5.6          |
| C-38A (3)                          | -            | -            | -            | -            | -            | -            | 0.9          |
| C-130                              | 86.7         | 80.9         | 79.0         | 84.9         | 85.8         | 87.1         | 84.5         |
| C-135                              | 0.2          | 0.2          | 0.3          | 0.3          | 0.3          | 0.3          | 0.2          |
| C-141                              | 7.7          | 6.3          | 6.4          | 6.3          | 6.1          | 7            | 6.1          |
| <b>FIGHTER/INTERCEPTOR</b>         | <b>199.2</b> | <b>188.6</b> | <b>169.8</b> | <b>156.1</b> | <b>151.6</b> | <b>147.3</b> | <b>142.7</b> |
| F-4                                | 6.4          | 6.9          | 6.1          | 2.3          | -            | -            | -            |
| F-15                               | 25.9         | 24.8         | 23.5         | 21.9         | 21.6         | 22.9         | 24.5         |
| F-16                               | 166.9        | 156.9        | 140.0        | 131.9        | 130.0        | 124.4        | 118.2        |
| <b>HELICOPTER (HH-60)</b>          | <b>3.5</b>   | <b>4.0</b>   | <b>4.8</b>   | <b>4.8</b>   | <b>4.0</b>   | <b>4.4</b>   | <b>5.3</b>   |
| <b>OBSERVATION/UTILITY (OA10A)</b> | <b>4.0</b>   | <b>4.6</b>   | <b>10.3</b>  | <b>8.4</b>   | <b>6.0</b>   | <b>6.8</b>   | <b>7.1</b>   |
| <b>RECONNAISSANCE/ELEC</b>         | <b>16.7</b>  | <b>10.0</b>  | <b>8.1</b>   | <b>4.0</b>   | <b>3.7</b>   | <b>3.0</b>   | <b>3.3</b>   |
| RF-4                               | 13.3         | 5.7          | 4.1          | -            | -            | -            | -            |
| EC-130                             | 3.4          | 4.3          | 4.0          | 4.0          | 3.7          | 3.0          | 3.3          |
| <b>RESCUE (HC-130)</b>             | <b>4.1</b>   | <b>4.7</b>   | <b>4.7</b>   | <b>4.2</b>   | <b>4.5</b>   | <b>4.3</b>   | <b>4.4</b>   |
| <b>TANKER (KC-135)</b>             | <b>55.9</b>  | <b>62.0</b>  | <b>70.7</b>  | <b>69.6</b>  | <b>67.4</b>  | <b>67.2</b>  | <b>64.2</b>  |
| <b>TRAINER (T-43)</b>              | <b>3.3</b>   | <b>1.2</b>   | <b>1.1</b>   | <b>1.2</b>   | <b>1.2</b>   | <b>-</b>     | <b>-</b>     |
| <b>OTHER</b>                       | <b>0</b>     | <b>1.7</b>   | <b>0</b>     | <b>1.2</b>   | <b>0</b>     | <b>0.2</b>   | <b>0.5</b>   |

## FOOTNOTES

(1) These figures reflect data passed to AF/XOOT and not necessarily verified by ANG.

(2) Totals may not add due to rounding.

(3) C-38A added to spreadsheet in FY 99 issue of digest.

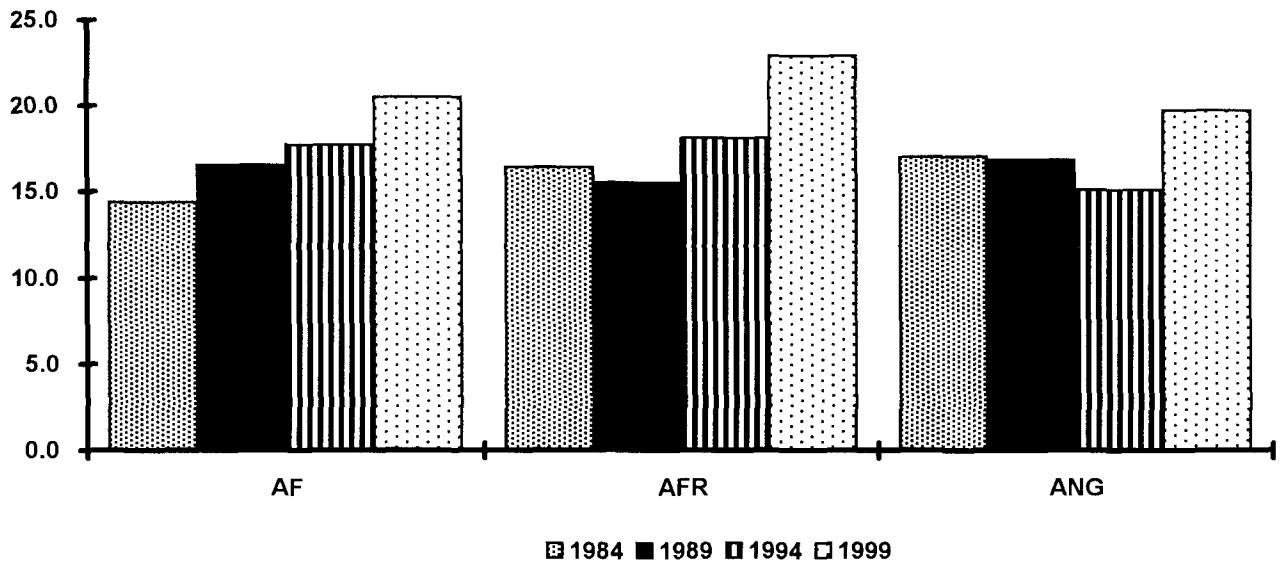
OPR: AF/XOOT, Ms. D. O'Neil, (703) 697-2825 or DSN 227-2825

Table E-15

**AF AVERAGE AIRCRAFT AGE TRENDS  
(REGULAR AIR FORCE, AIR FORCE RESERVE, & AIR NATIONAL GUARD)**

| FY   | ACTIVE AIR FORCE | AIR FORCE RESERVE | AIR NATIONAL GUARD | PERCENT OF AIRCRAFT 9 YEARS OR OLDER |
|------|------------------|-------------------|--------------------|--------------------------------------|
| 1981 | 13.1             | 16.5              | 15.0               | 75.6                                 |
| 1982 | 13.5             | 16.1              | 15.5               | 75.6                                 |
| 1983 | 13.9             | 16.3              | 16.2               | 75.2                                 |
| 1984 | 14.4             | 16.4              | 17.0               | 72.7                                 |
| 1985 | 14.7             | 17.3              | 17.8               | 73.3                                 |
| 1986 | 15.2             | 17.8              | 17.8               | 73.2                                 |
| 1987 | 15.5             | 17.5              | 17.4               | 78.8                                 |
| 1988 | 15.9             | 17.1              | 17.3               | 70.9                                 |
| 1989 | 16.5             | 15.5              | 16.8               | 71.1                                 |
| 1990 | 16.9             | 16.5              | 16.1               | 71.7                                 |
| 1991 | 17.4             | 15.8              | 15.2               | 70.4                                 |
| 1992 | 17.6             | 15.5              | 14.7               | 68.9                                 |
| 1993 | 17.7             | 16.5              | 14.6               | 68.5                                 |
| 1994 | 17.7             | 18.1              | 15.1               | 67.1                                 |
| 1995 | 17.8             | 18.4              | 15.9               | 67.0                                 |
| 1996 | 17.9             | 20.6              | 16.6               | 69.0                                 |
| 1997 | 18.8             | 21.5              | 17.7               | 73.1                                 |
| 1998 | 19.7             | 22.0              | 18.7               | 76.5                                 |
| 1999 | 20.5             | 22.9              | 19.7               | 80.3                                 |

**AIR FORCES AIRCRAFT AGE**



OPR: AF/XPPE, Ms. Julie McCandless, (703) 614-7237 or DSN 224-7237

Table E-16

**REGULAR AIR FORCE  
AVERAGE AGE OF AIRCRAFT  
BY MISSION/DESIGNATION**

|                   | FY 94 | FY 95 | FY 96 | FY 97 | FY98 | FY99 |
|-------------------|-------|-------|-------|-------|------|------|
| <b>AF TOTAL</b>   | 17.7  | 17.8  | 17.9  | 18.8  | 19.7 | 20.2 |
| <b>ATTACK</b>     | 14.2  | 15.1  | 16.3  | 15.7  | 16.7 | 17.7 |
| A-10              | 12.9  | 13.9  | 14.9  | 15.9  | 16.9 | 17.8 |
| NA-37             | 21.0  | -     | -     | -     | -    | -    |
| AC-130H/U         | 17.9  | 12.6  | 13.5  | 14.6  | 15.6 | 16.7 |
| <b>BOMBER</b>     | 19.2  | 19.6  | 20.3  | 21.4  | 22.6 | 23.6 |
| B-1               | 7.3   | 8.3   | 9.3   | 10.3  | 11.3 | 12.3 |
| B-2               | 2.1   | 2.1   | 2.5   | 3.3   | 4.1  | 5.1  |
| B-52              | 32.8  | 33.8  | 34.8  | 35.8  | 36.8 | 37.8 |
| <b>CARGO</b>      | 21.3  | 21.0  | 21.4  | 22.1  | 22.3 | 22.6 |
| C-5               | 12.9  | 13.8  | 14.8  | 15.8  | 16.8 | 17.8 |
| C-9               | 23.5  | 24.5  | 25.5  | 26.5  | 27.5 | 28.5 |
| C-12              | 13.1  | 16.0  | 16.9  | 18.0  | 19.0 | 19.8 |
| C-17              | -     | 1.6   | 2.3   | 2.7   | 3.1  | 3.3  |
| C-18              | 12.4  | 9.4   | 10.4  | 3.4   | 4.4  | 5.4  |
| C-20              | 7.6   | 8.6   | 8.9   | 9.9   | 10.9 | 11.9 |
| C-21              | 9.7   | 10.7  | 11.7  | 12.7  | 13.7 | 14.7 |
| C-23              | 9.9   | 10.9  | 11.9  | 12.9  | -    | -    |
| VC-25             | 3.9   | 4.9   | 5.9   | 6.9   | 7.9  | 8.9  |
| C-130             | 23.7  | 24.9  | 25.9  | 26.6  | 27.7 | 28.9 |
| C-131             | 39.5  | -     | -     | -     | -    | -    |
| C-135A/B/C/E      | 32.6  | 33.7  | 34.6  | 35.5  | 36.9 | 37.9 |
| C-137             | 22.5  | 23.5  | 23.3  | 24.4  | 22.7 | 20.4 |
| C-141             | 28.1  | 29.0  | 30.0  | 31.0  | 31.9 | 32.9 |
| CT-39             | 33.5  | 34.6  | -     | -     | -    | -    |
| CT-43             | -     | -     | 22.6  | 23.6  | 24.6 | 25.6 |
| <b>FIGHTER</b>    | 8.0   | 8.8   | 8.3   | 9.2   | 10.1 | 11.1 |
| F-4               | 24.2  | 25.4  | 26.9  | 27.9  | -    | -    |
| F-15              | 9.2   | 10.0  | 10.9  | 11.9  | 12.9 | 13.8 |
| F-16              | 4.6   | 5.4   | 6.2   | 7.1   | 8.1  | 9.1  |
| F-22              | -     | -     | -     | -     | .7   | 1.7  |
| F-111             | 22.2  | 23.2  | -     | -     | -    | -    |
| F-117             | 3.4   | 4.4   | 5.4   | 6.4   | 7.4  | 8.4  |
| <b>HELICOPTER</b> | 17.6  | 18.4  | 19.0  | 20.0  | 21.0 | 21.1 |
| H-1               | 23.2  | 24.3  | 25.4  | 26.5  | 27.7 | 28.7 |
| H-53              | 21.4  | 22.6  | 23.9  | 24.9  | 25.9 | 26.8 |
| H-60              | 5.4   | 6.4   | 7.4   | 8.4   | 9.5  | 9.4  |
| <b>TANKER</b>     | 28.2  | 29.7  | 30.4  | 31.5  | 32.5 | 33.6 |
| KC-10             | 9.7   | 10.7  | 11.7  | 12.7  | 13.7 | 14.7 |
| KC-135            | 32.7  | 33.9  | 34.8  | 35.9  | 36.8 | 37.9 |

Table E-16

**REGULAR AIR FORCE  
AVERAGE AGE OF AIRCRAFT  
BY MISSION/DESIGNATION**

|                              | FY 94       | FY 95       | FY 96       | FY 97       | FY98        | FY99        |
|------------------------------|-------------|-------------|-------------|-------------|-------------|-------------|
| <b>TRAINER</b>               | <b>29.0</b> | <b>24.3</b> | <b>23.7</b> | <b>24.5</b> | <b>25.8</b> | <b>26.8</b> |
| T-1                          | -           | 1.7         | 2.2         | 2.9         | 3.9         | 4.9         |
| T-3                          | -           | 0.7         | 1.6         | 2.6         | 3.6         | 4.6         |
| TG-3                         | -           | 4.2         | 5.6         | 6.6         | 7.6         | 8.6         |
| TG-4                         | -           | 12.5        | 11.0        | 12.0        | 13.0        | 14.0        |
| TG-7                         | 9.0         | 10.0        | 11.0        | 12.0        | 13.0        | 14.0        |
| TG-9                         | -           | 8.6         | 9.6         | 10.6        | 11.6        | 12.6        |
| TG-10                        | -           | -           | 1.6         | 2.6         | 3.6         | 4.6         |
| T-33                         | 42.9        | -           | -           | -           | -           | -           |
| T-37                         | 31.7        | 32.5        | 33.2        | 34.2        | 35.2        | 36.2        |
| T-38                         | 27.2        | 28.0        | 29.0        | 30.2        | 31.5        | 32.5        |
| T-39                         | -           | -           | -           | 36.6        | 37.6        | 38.6        |
| T-41                         | 26.4        | 25.5        | 26.5        | 27.5        | 28.5        | 29.5        |
| T-43                         | 20.6        | 21.6        | 22.6        | 23.5        | 24.5        | 25.5        |
| <b>UTIL/OBS/OTH</b>          | <b>12.7</b> | <b>13.4</b> | <b>14.3</b> | <b>15.2</b> | <b>16.3</b> | <b>17.3</b> |
| OA-10                        | 12.6        | 13.8        | 14.8        | 15.8        | 16.8        | 17.8        |
| OA-37                        | 18.9        | -           | -           | -           | -           | -           |
| U-2                          | -           | 12.3        | 12.9        | 13.6        | 15          | 16          |
| U-26                         | 11.0        | -           | -           | -           | -           | -           |
| UV-18                        | 17.0        | 18.0        | 19.0        | 13.5        | 14.5        | 15.5        |
| <b>RECONNAISSANCE</b>        | <b>22.1</b> | <b>23.3</b> | <b>23.4</b> | <b>24.7</b> | <b>17</b>   | <b>18.1</b> |
| EC-18                        | 12.4        | 13.4        | 14.4        | 15.4        | 16.5        | 17.5        |
| C-130/EC/MC                  | 18.4        | 19.4        | 22.0        | 22.8        | 23.8        | 25.0        |
| C-135RC/EC/WC                | 31.5        | 32.5        | 33.3        | 34.2        | 35.4        | 36.4        |
| EC-137D                      | -           | -           | 4.9         | 5.9         | 6.9         | 7.9         |
| E-3                          | 14.9        | 15.9        | 16.8        | 17.8        | 18.8        | 19.8        |
| E-4                          | 20.3        | 21.3        | 22.3        | 23.3        | 24.3        | 25.3        |
| E-8                          | -           | -           | 0.5         | 1.2         | 2.6         | 3           |
| RF-4                         | -           | -           | -           | -           | -           | -           |
| EF-111                       | 26.2        | 27.2        | 28.2        | 29.2        | -           | -           |
| <b>RESCUE (C-130) HC130P</b> | <b>26.6</b> | <b>27.6</b> | <b>28.7</b> | <b>29.6</b> | <b>30.6</b> | <b>31.8</b> |

OPR: AF/XPPE, Ms. Julie McCandless, (703) 614-7237 or DSN 224-7237

Table E-17

**AIR FORCE RESERVE  
AVERAGE AGE OF AIRCRAFT  
BY MISSION/DESIGNATION**

|                                | FY 94 | FY 95 | FY 96 | FY 97 | FY98 | FY99 |
|--------------------------------|-------|-------|-------|-------|------|------|
| <b>AFR TOTAL</b>               | 18.1  | 18.4  | 20.6  | 21.5  | 22.2 | 22.9 |
| <b>ATTACK</b>                  | 18.5  | 15.1  | 18.0  | 17.0  | 18.0 | 19.0 |
| A-10                           | 14.1  | 15.1  | 16.0  | 17.0  | 18.0 | 19.0 |
| AC-130                         | 38.0  | -     | -     | -     | -    | -    |
| <b>BOMBER (B-52)</b>           | -     | 33.5  | 34.5  | 35.5  | 36.5 | 37.5 |
| <b>CARGO</b>                   | 19.3  | 19.3  | 20.2  | 20.7  | 20.9 | 21.8 |
| C-5                            | 22.3  | 24.3  | 25.3  | 26.3  | 27.3 | 28.3 |
| C-130                          | 15.6  | 14.4  | 14.8  | 14.7  | 15.6 | 16.0 |
| C-141                          | 27.9  | 28.9  | 30.0  | 30.9  | 32.1 | 32.9 |
| <b>FIGHTER (F-16)</b>          | 7.9   | 8.8   | 8.8   | 9.8   | 10.8 | 11.8 |
| <b>HELICOPTER (H-60)</b>       | 4.2   | 5.2   | 6.1   | 7.1   | 8.1  | 9.1  |
| <b>OTHER (OA-10)</b>           | -     | -     | -     | -     | -    | 19.0 |
| <b>TANKER (KC-135)</b>         | 33.9  | 34.9  | 35.8  | 36.8  | 37.7 | 38.7 |
| <b>RECON</b>                   | 24.3  | 29.7  | 30.7  | 31.6  | 32.6 | 34.1 |
| C-130 WC130E/H                 | 24.3  | 29.7  | 30.7  | 31.7  | 32.7 | 33.8 |
| C-130 MC130E/P                 | -     | -     | -     | 31.5  | 32.5 | 34.5 |
| <b>RESCUE (C-130) HC130N/P</b> | 27.1  | 27.9  | 29.7  | 30.0  | 31.0 | 32.0 |

OPR: AF/XPPE, Ms. Julie McCandless, (703) 614-7237 or DSN 224-7237

Table E-18

**AIR NATIONAL GUARD  
AVERAGE AGE OF AIRCRAFT  
BY MISSION/DESIGNATION**

|                                | FY 94 | FY 95 | FY 96 | FY 97 | FY98 | FY99 |
|--------------------------------|-------|-------|-------|-------|------|------|
| <b>ANG TOTAL</b>               | 15.1  | 15.9  | 16.6  | 17.7  | 18.8 | 19.7 |
| <b>ATTACK</b>                  | 14.0  | 14.7  | 15.7  | 16.8  | 17.8 | 18.8 |
| A-7                            | -     | -     | -     | -     | -    | -    |
| A-10                           | 14.0  | 14.7  | 15.7  | 16.8  | 17.8 | 18.8 |
| <b>BOMBER (B-1)</b>            | -     | 8.3   | 9.3   | 10.3  | 11.3 | 12.3 |
| <b>CARGO</b>                   | 16.0  | 16.6  | 17.2  | 18.0  | 19.0 | 19.6 |
| C-5                            | 23.5  | 24.4  | 25.4  | 26.4  | 27.4 | 28.4 |
| C-12                           | 6.7   | 7.7   | -     | -     | -    | -    |
| C-21                           | 7.0   | 8.0   | 9.0   | 10.0  | 11.0 | 12.0 |
| C-22                           | 9.7   | 10.7  | 11.7  | 12.7  | 13.7 | 14.7 |
| C-38                           | -     | -     | -     | -     | -    | 1.5  |
| C-130                          | 15.2  | 15.6  | 15.9  | 16.7  | 17.9 | 18.5 |
| C-141                          | 28.2  | 29.2  | 30.2  | 31.2  | 32.5 | 33.3 |
| <b>FIGHTER</b>                 | 10.5  | 10.8  | 11.3  | 12.2  | 13.2 | 14.1 |
| F-4                            | 23.9  | 25.0  | -     | -     | -    | -    |
| F-15                           | 16.6  | 17.6  | 18.6  | 19.6  | 20.6 | 21.5 |
| F-16                           | 8.8   | 9.0   | 10.0  | 10.8  | 11.7 | 12.6 |
| <b>HELICOPTER (H-60)</b>       | 4.1   | 4.8   | 5.9   | 6.7   | 7.8  | 8.8  |
| <b>TANKER (KC-135)</b>         | 34.4  | 35.4  | 36.4  | 37.4  | 38.4 | 39.4 |
| <b>TRAINER (T-43)</b>          | 20.3  | 21.3  | 22.3  | -     | -    | -    |
| <b>OTHER</b>                   | 8.6   | 9.3   | 9.0   | 12.3  | 13.5 | 14.6 |
| OA-10                          | 13.5  | 14.7  | 16.0  | 16.9  | 17.9 | 18.9 |
| C-26                           | 3.0   | 3.4   | 4.4   | 4.8   | 5.3  | 5.6  |
| <b>RECONNAISSANCE</b>          | 29.0  | 29.2  | 32.6  | 33.6  | 34.6 | 35.1 |
| C-130 EC130E                   | 30.6  | 31.6  | 32.6  | 33.6  | 34.6 | 35.1 |
| RF-4                           | 28.6  | 29.6  | -     | -     | -    | -    |
| <b>RESCUE (C-130) HC130N/P</b> | 21.4  | 22.3  | 17.5  | 18.5  | 19.5 | 19.5 |

Table E-19

**AVERAGE AGE OF MISSILES AND DRONES  
BY MISSION/DESIGNATION**

|                       | FY 94 | FY 95 | FY 96 | FY 97 | FY98 | FY99 |
|-----------------------|-------|-------|-------|-------|------|------|
| SRAN (AGM-69)         | 20.6  | 21.6  | 23.2  | 24.3  | -    | -    |
| ALCM (AGM-86)         | 10.4  | 11.4  | 12.4  | 13.4  | 14.4 | 15.4 |
| ACM (AGM-129A)        | -     | 2.8   | 3.8   | 4.8   | 5.8  | 6.8  |
| FIREBEE (BQM-34A)     | 3.3   | 2.9   | 3.4   | 3.9   | 4.7  | 5.5  |
| MM I (LGM-30)         | 23.5  | 21.7  | 22.7  | 23.7  | 24.6 | 25.6 |
| PEACEKEEPER (LGM-118) | 4.3   | 5.3   | 6.2   | 7.1   | 8.0  | 9.0  |
| STREAKER (MQM-107)    | 5.1   | 6.0   | 4.9   | 4.7   | 2.5  | 3.1  |
| DELTA DART (Y/QF-106) | 34.5  | -     | -     | -     | -    | -    |

OPR: AF/XPPE, Ms. Julie McCandless, (703) 614-7237 or DSN 224-7237

Table E-20

**AIR FORCE INSTALLATION POSTURE  
FY 96-99**

|   | FY 96 | FY 97 | FY98 | FY99 |
|---|-------|-------|------|------|
| <b>GRAND TOTAL</b>                        | 293   | 285   | 283  | 284  |
| <b>MAJOR INSTALLATION (BASE) TOTAL</b>    | 88    | 87    | 87   | 87   |
| 50 States & US Possessions                | 75    | 74    | 74   | 74   |
| Foreign                                   | 13    | 13    | 13   | 13   |
| <b>MINOR INSTALLATION (STATION) TOTAL</b> | 89    | 88    | 84   | 84   |
| 50 States & US Possessions                | 85    | 84    | 81   | 81   |
| Foreign                                   | 4     | 4     | 3    | 3    |
| <b>SUPPORT SITE TOTAL</b>                 | 116   | 110   | 112  | 113  |
| 50 States & US Possessions                | 98    | 94    | 96   | 97   |
| Foreign                                   | 18    | 16    | 16   | 16   |

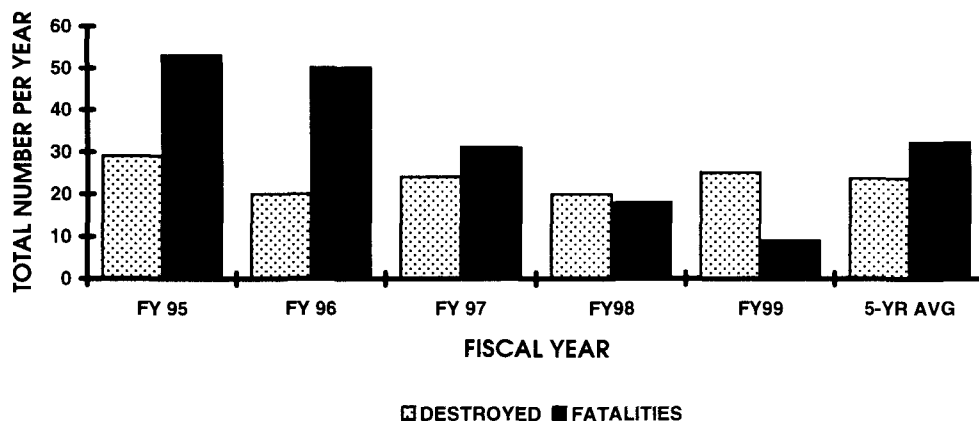
OPR: AF/ILXB, Mrs. N. Whitehurst, (703) 697-5779 or DSN 227-5779

Table E-21

**AIRCRAFT MISHAP AND DESTROY RATES  
PER 100,000 FLYING HOURS**  
(1)

|             | CLASS A MISHAP | FATAL MISHAP | AIRCRAFT DESTROYED |
|-------------|----------------|--------------|--------------------|
| CY 1976     | 2.8            | 1.1          | 2.2                |
| CY 1977     | 2.8            | 1.2          | 2.5                |
| CY 1978     | 3.2            | 1.3          | 2.9                |
| CY 1979     | 2.9            | 1.5          | 2.6                |
| CY 1980     | 2.6            | 1.3          | 2.3                |
| CY 1981     | 2.4            | 1.2          | 2.3                |
| CY 1982     | 2.3            | 1.0          | 2.3                |
| FY 1983 (2) | 2.0            | 1.0          | 2.0                |
| FY 1984     | 1.5            | 0.8          | 1.5                |
| FY 1985     | 1.8            | 0.9          | 1.6                |
| FY 1986     | 1.5            | 0.6          | 1.6                |
| FY 1987     | 1.6            | 0.9          | 1.6                |
| FY 1988     | 1.6            | 0.7          | 1.4                |
| FY 1989     | 1.6            | 0.7          | 1.4                |
| FY 1990     | 1.5            | 0.6          | 1.5                |
| FY 1991     | 1.1            | 0.3          | 1.0                |
| FY 1992     | 1.7            | 0.7          | 1.8                |
| FY 1993     | 1.4            | 0.4          | 1.4                |
| FY 1994     | 1.5            | 0.5          | 1.5                |
| FY 1995     | 1.4            | 0.5          | 1.3                |
| FY 1996     | 1.3            | 0.3          | 0.9                |
| FY 1997     | 1.4            | 0.4          | 1.2                |
| FY1998      | 1.1            | 0.3          | 1.0                |
| FY1999      | 1.4            | 0.2          | 1.2                |

**AIRCRAFT MISHAPS**




**FOOTNOTES:**

- (1) Data are based on major/Class A mishap classification IAW AFI 91-204
- (2) Beginning with FY 83, rates on fiscal year vice calendar year basis

OPR: HQ AFSC/SEP, Ms. Atkins, (505) 846-1448 or DSN 246-1448  
Kirtland AFB, NM 87117-5671

# SECTION F



**AIR FORCE INDICES,  
RATES AND  
FACTORS**



Table F-1

**GDP DEFLATOR, CONSUMER PRICE INDEX (CPI)  
AND PRODUCER PRICE INDEX (PPI)**

| YEAR | GDP DEFLATOR | CPI   | PPI   |
|------|--------------|-------|-------|
| 1989 | 0.801        | 0.744 | 0.853 |
| 1990 | 0.832        | 0.785 | 0.896 |
| 1991 | 0.860        | 0.817 | 0.914 |
| 1992 | 0.879        | 0.842 | 0.926 |
| 1993 | 0.903        | 0.867 | 0.937 |
| 1994 | 0.922        | 0.889 | 0.943 |
| 1995 | 0.941        | 0.914 | 0.961 |
| 1996 | 0.959        | 0.942 | 0.986 |
| 1997 | 0.974        | 0.963 | 0.990 |
| 1998 | 0.986        | 0.978 | 0.982 |
| 1999 | 1.000        | 1.000 | 1.000 |

**SOURCE:**

Economic Report of the President, February 2000

GDP: Table B-3, Page 310

CPI: Table B-58, Page 373

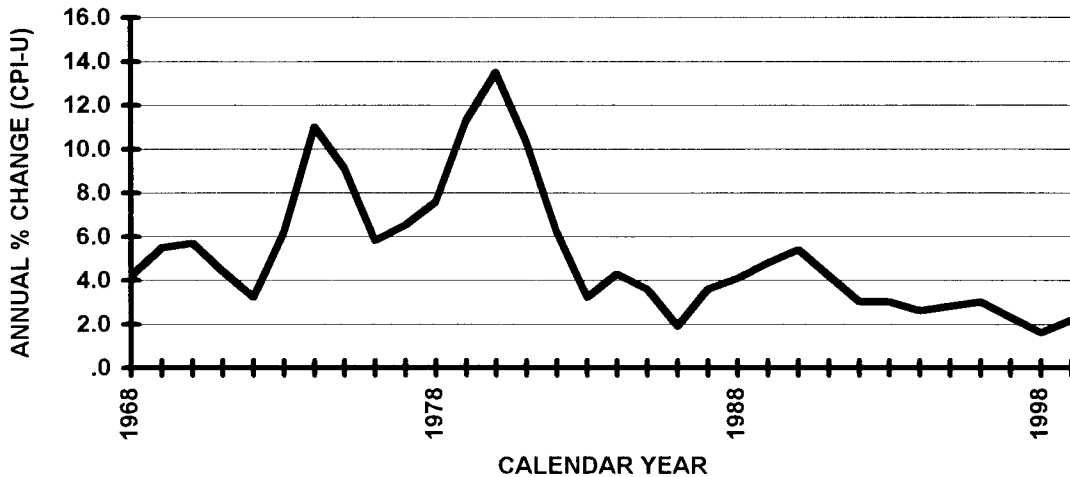
PPI: Table B-63, Page 379

OPR: SAF/FMCEE, Mr. Sarangan, (703) 697-5870 DSN 227-5870

Table F-2

**ANNUAL PERCENT CHANGE IN CONSUMER  
PRICE INDEXES (CPI-U) (1)  
Including All Items (2)**

| CY   | % CHANGE | CY   | % CHANGE |
|------|----------|------|----------|
| 1968 | 4.2      | 1984 | 4.3      |
| 1969 | 5.5      | 1985 | 3.6      |
| 1970 | 5.7      | 1986 | 1.9      |
| 1971 | 4.4      | 1987 | 3.6      |
| 1972 | 3.2      | 1988 | 4.1      |
| 1973 | 6.2      | 1989 | 4.8      |
| 1974 | 11.0     | 1990 | 5.4      |
| 1975 | 9.1      | 1991 | 4.2      |
| 1976 | 5.8      | 1992 | 3.0      |
| 1977 | 6.5      | 1993 | 3.0      |
| 1978 | 7.6      | 1994 | 2.6      |
| 1979 | 11.3     | 1995 | 2.8      |
| 1980 | 13.5     | 1996 | 3.0      |
| 1981 | 10.3     | 1997 | 2.3      |
| 1982 | 6.2      | 1998 | 1.6      |
| 1983 | 3.2      | 1999 | 2.2      |



SOURCE: Economic Report of the President February 2000, Page 373

OPR: SAF/FMCEE, Mr. Sarangan (703) 697-5870 DSN 227-5870

FOOTNOTES:

(1) The Consumer Price Index (CPI) is a measure of the average change in the prices paid by urban consumers for a fixed market basket of goods and services. The CPI is calculated monthly for two population groups, one consisting only of urban households whose primary source of income is derived from the employment of wage earners and clerical workers (CPI-W), and the other consisting of all urban households (CPI-U). The all-urban consumer index (CPI-U), introduced in 1978, is representative of the 1982-84 buying habits of about 80 percent of the noninstitutional population of the United States at that time.

(2) Major groups include energy, food, shelter, apparel and upkeep, transportation, medical care, fuel oil, electricity, utility (piped) gas, telephone services, and all commodities.

Table F-3

**USAF RAW INFLATION INDICES  
BASED ON OSD INFLATION RATES  
(BASE YEAR FY 99)**

| FY   | MILITARY COMPENSATION |                |        |            | GENERAL SERVICE & WAGE BOARD PAY<br>(3400) | OPS & MAINTENANCE: NON-PAY NON-POL<br>(3400) | RESEARCH, DEVELOPMENT, TESTING, EVAL<br>(3600) | MILITARY CONSTRUCTION<br>(3300) | AIRCRAFT & MISSILE PROCUREMENT<br>(3010/20) | OTHER PROCUREMENT<br>(3080) | FUEL  |
|------|-----------------------|----------------|--------|------------|--|--|--|---------------------------------|---|-----------------------------|-------|
|      | BASE PAY              | OTHER EXPENSES | TOTAL  | RETIREMENT |  |  |  |                                 |   |                             |       |
|      | (3500)                | (3500)         | (3500) | (3500)     |  |  |  |                                 |   |                             |       |
| 1965 | 0.137                 | 0.208          | 0.146  | 0.274      | 0.163                                      | 0.208  | 0.212  | 0.208                           | 0.194                                       | 0.211                       | 0.193 |
| 1966 | 0.147                 | 0.218          | 0.157  | 0.287      | 0.169                                      | 0.214  | 0.218  | 0.213                           | 0.200                                       | 0.217                       | 0.199 |
| 1967 | 0.154                 | 0.233          | 0.166  | 0.297      | 0.176                                      | 0.220  | 0.225  | 0.220                           | 0.206                                       | 0.224                       | 0.207 |
| 1968 | 0.162                 | 0.246          | 0.175  | 0.307      | 0.182                                      | 0.228  | 0.233  | 0.228                           | 0.213                                       | 0.232                       | 0.214 |
| 1969 | 0.175                 | 0.251          | 0.186  | 0.324      | 0.194                                      | 0.239  | 0.244  | 0.239                           | 0.223                                       | 0.242                       | 0.220 |
| 1970 | 0.202                 | 0.260          | 0.210  | 0.348      | 0.217                                      | 0.252  | 0.257  | 0.252                           | 0.236                                       | 0.256                       | 0.229 |
| 1971 | 0.219                 | 0.272          | 0.226  | 0.385      | 0.235                                      | 0.265  | 0.270  | 0.265                           | 0.248                                       | 0.269                       | 0.240 |
| 1972 | 0.256                 | 0.282          | 0.259  | 0.410      | 0.255                                      | 0.277  | 0.283  | 0.277                           | 0.259                                       | 0.281                       | 0.249 |
| 1973 | 0.287                 | 0.295          | 0.288  | 0.435      | 0.270                                      | 0.290  | 0.295  | 0.289                           | 0.271                                       | 0.294                       | 0.259 |
| 1974 | 0.306                 | 0.327          | 0.308  | 0.477      | 0.293                                      | 0.312  | 0.318  | 0.312                           | 0.292                                       | 0.316                       | 0.274 |
| 1975 | 0.326                 | 0.346          | 0.328  | 0.545      | 0.318                                      | 0.346  | 0.353  | 0.346                           | 0.323                                       | 0.351                       | 0.316 |
| 1976 | 0.343                 | 0.366          | 0.345  | 0.605      | 0.344                                      | 0.370  | 0.377  | 0.369                           | 0.345                                       | 0.375                       | 0.339 |
| 197Q | 0.353                 | 0.376          | 0.355  | 0.623      | 0.359                                      | 0.382  | 0.390  | 0.382                           | 0.357                                       | 0.387                       | 0.353 |
| 1977 | 0.363                 | 0.385          | 0.365  | 0.641      | 0.374                                      | 0.395  | 0.403  | 0.395                           | 0.369                                       | 0.400                       | 0.367 |
| 1978 | 0.388                 | 0.407          | 0.390  | 0.689      | 0.403                                      | 0.426  | 0.430  | 0.421                           | 0.394                                       | 0.428                       | 0.393 |
| 1979 | 0.411                 | 0.439          | 0.414  | 0.746      | 0.428                                      | 0.465  | 0.466  | 0.462                           | 0.428                                       | 0.465                       | 0.454 |
| 1980 | 0.440                 | 0.472          | 0.444  | 0.836      | 0.457                                      | 0.510  | 0.510  | 0.510                           | 0.470                                       | 0.510                       | 0.821 |
| 1981 | 0.510                 | 0.585          | 0.519  | 0.930      | 0.497                                      | 0.570  | 0.570  | 0.570                           | 0.526                                       | 0.570                       | 0.972 |
| 1982 | 0.580                 | 0.621          | 0.584  | 0.991      | 0.524                                      | 0.623  | 0.623  | 0.623                           | 0.576                                       | 0.623                       | 0.956 |
| 1983 | 0.603                 | 0.647          | 0.607  | 1.048      | 0.549                                      | 0.653  | 0.653  | 0.653                           | 0.628                                       | 0.653                       | 0.859 |
| 1984 | 0.621                 | 0.668          | 0.626  | 1.084      | 0.566                                      | 0.678  | 0.678  | 0.678                           | 0.678                                       | 0.678                       | 0.780 |
| 1985 | 0.646                 | 0.687          | 0.649  | 1.122      | 0.598                                      | 0.701  | 0.701  | 0.701                           | 0.701                                       | 0.701                       | 0.746 |
| 1986 | 0.672                 | 0.703          | 0.674  | 1.128      | 0.604                                      | 0.721  | 0.721  | 0.721                           | 0.721                                       | 0.721                       | 0.583 |
| 1987 | 0.687                 | 0.719          | 0.690  | 1.165      | 0.637                                      | 0.740  | 0.740  | 0.740                           | 0.740                                       | 0.740                       | 0.535 |
| 1988 | 0.703                 | 0.738          | 0.706  | 1.168      | 0.694                                      | 0.763  | 0.763  | 0.763                           | 0.763                                       | 0.763                       | 0.447 |
| 1989 | 0.728                 | 0.763          | 0.731  | 1.058      | 0.719                                      | 0.795  | 0.795  | 0.795                           | 0.795                                       | 0.795                       | 0.447 |
| 1990 | 0.755                 | 0.787          | 0.758  | 1.097      | 0.745                                      | 0.827  | 0.827  | 0.827                           | 0.827                                       | 0.827                       | 0.530 |
| 1991 | 0.785                 | 0.814          | 0.787  | 1.125      | 0.775                                      | 0.862  | 0.862  | 0.862                           | 0.862                                       | 0.862                       | 0.992 |
| 1992 | 0.818                 | 0.843          | 0.820  | 1.156      | 0.807                                      | 0.886  | 0.886  | 0.886                           | 0.886                                       | 0.886                       | 0.845 |
| 1993 | 0.849                 | 0.870          | 0.851  | 1.023      | 0.838                                      | 0.910  | 0.910  | 0.910                           | 0.910                                       | 0.910                       | 0.857 |
| 1994 | 0.871                 | 0.886          | 0.872  | 1.038      | 0.866                                      | 0.928  | 0.928  | 0.928                           | 0.928                                       | 0.928                       | 0.978 |
| 1995 | 0.892                 | 0.906          | 0.894  | 1.049      | 0.891                                      | 0.946  | 0.946  | 0.946                           | 0.946                                       | 0.946                       | 0.856 |
| 1996 | 0.914                 | 0.924          | 0.915  | 0.996      | 0.914                                      | 0.965  | 0.965  | 0.965                           | 0.965                                       | 0.965                       | 0.904 |
| 1997 | 0.940                 | 0.948          | 0.941  | 1.015      | 0.941                                      | 0.985  | 0.985  | 0.985                           | 0.985                                       | 0.985                       | 0.916 |
| 1998 | 0.967                 | 0.970          | 0.967  | 0.977      | 0.967                                      | 0.992  | 0.992  | 0.992                           | 0.992                                       | 0.992                       | 1.096 |
| 1999 | 1.000                 | 1.000          | 1.000  | 1.000      | 1.000                                      | 1.000  | 1.000  | 1.000                           | 1.000                                       | 1.000                       | 1.000 |

| TABLE COLUMN | CATEGORY       | DEFINITION   |
|--------------|----------------|--|
| 2            | Pay Base       | Basic pay, reenlistment bonuses, separation payments, FICA, death gratuities, continuation pay for physicians and dentists, BAQ, and several categories of subsistence pay.  |
| 3            | Other Expenses | Incentive pay, proficiency pay, Interest on savings, flight deck pay, optometrist pay, enlistment bonuses, hostile fire pay, clothing allowance, subsistence-in-kind, family separation pay, station allowance overseas, PCS, and several other items. |
| 4            | Total          | An appropriate weighting of columns 2 & 3.   |
| 5            | Retirement     | Military retirement pay.   |
| 6            | Civilian Pay   | Pay for GS, wage board, and foreign national direct and indirect hires.  |

TABLE USE: Raw indices are used to convert constant dollars in one year to constant dollars in another year. Use weighted indices to convert constant to then-year dollars, and vice versa.

Date of SAF/FMCE Issue: 15 January 1999  
 OPR: SAF/FMCEE, Mr. Sarangan (703) 697- 5870 DSN 227-5870

Table F-4

**USAF WEIGHTED INFLATION INDICES  
BASED ON OSD INFLATION AND OUTLAY RATES  
(BASE YEAR FY 99)**

| FY   | OPERATIONS & MAINTENANCE<br>(3400) | RESEARCH DEVELOPMENT, TESTING & EVAL<br>(3600) | MILITARY CONSTRUCTION: AF<br>(3300) | MILITARY CONSTRUCTION: GUARD<br>(3830) | MILITARY CONSTRUCTION: RESERVE<br>(3730) | AIRCRAFT PROCUREMENT SPECIAL<br>(3010) | AIRCRAFT PROCUREMENT OTHER<br>(3010) | MISSILE PROCUREMENT SPECIAL<br>(3020) | MISSILE PROCUREMENT OTHER<br>(3020) | OTHER PROCUREMENT SPECIAL<br>(3060) | OTHER PROCUREMENT OTHER<br>(3060) |
|------|------------------------------------|--|-------------------------------------|--|--|--|--------------------------------------|---------------------------------------|-------------------------------------|-------------------------------------|-----------------------------------|
| 1965 | 0.209                              | 0.214  | 0.215                               | 0.215                                  | 0.215                                    | 0.203                                  | 0.203                                | 0.199                                 | 0.202                               | 0.212                               | 0.218                             |
| 1966 | 0.214                              | 0.220  | 0.222                               | 0.222                                  | 0.222                                    | 0.210                                  | 0.209                                | 0.205                                 | 0.208                               | 0.218                               | 0.225                             |
| 1967 | 0.221                              | 0.228  | 0.230                               | 0.230                                  | 0.230                                    | 0.219                                  | 0.218                                | 0.213                                 | 0.217                               | 0.226                               | 0.234                             |
| 1968 | 0.230                              | 0.237  | 0.241                               | 0.241                                  | 0.241                                    | 0.230                                  | 0.229                                | 0.222                                 | 0.227                               | 0.234                               | 0.244                             |
| 1969 | 0.241                              | 0.249  | 0.253                               | 0.253                                  | 0.253                                    | 0.242                                  | 0.241                                | 0.234                                 | 0.239                               | 0.246                               | 0.257                             |
| 1970 | 0.254                              | 0.262  | 0.267                               | 0.267                                  | 0.267                                    | 0.254                                  | 0.253                                | 0.246                                 | 0.251                               | 0.259                               | 0.270                             |
| 1971 | 0.267                              | 0.275  | 0.280                               | 0.280                                  | 0.280                                    | 0.266                                  | 0.265                                | 0.257                                 | 0.263                               | 0.272                               | 0.284                             |
| 1972 | 0.279                              | 0.288  | 0.295                               | 0.295                                  | 0.295                                    | 0.283                                  | 0.281                                | 0.270                                 | 0.278                               | 0.285                               | 0.299                             |
| 1973 | 0.292                              | 0.304  | 0.316                               | 0.316                                  | 0.316                                    | 0.309                                  | 0.304                                | 0.289                                 | 0.299                               | 0.299                               | 0.321                             |
| 1974 | 0.317                              | 0.328  | 0.343                               | 0.343                                  | 0.343                                    | 0.335                                  | 0.336                                | 0.314                                 | 0.326                               | 0.324                               | 0.365                             |
| 1975 | 0.349                              | 0.360  | 0.372                               | 0.372                                  | 0.372                                    | 0.358                                  | 0.364                                | 0.337                                 | 0.354                               | 0.354                               | 0.397                             |
| 1976 | 0.373                              | 0.390  | 0.399                               | 0.399                                  | 0.399                                    | 0.383                                  | 0.402                                | 0.370                                 | 0.392                               | 0.379                               | 0.448                             |
| 1977 | 0.399                              | 0.414  | 0.429                               | 0.429                                  | 0.429                                    | 0.413                                  | 0.416                                | 0.390                                 | 0.411                               | 0.404                               | 0.453                             |
| 1978 | 0.431                              | 0.448  | 0.466                               | 0.466                                  | 0.466                                    | 0.451                                  | 0.453                                | 0.446                                 | 0.440                               | 0.433                               | 0.494                             |
| 1979 | 0.471                              | 0.484  | 0.550                               | 0.550                                  | 0.550                                    | 0.462                                  | 0.503                                | 0.466                                 | 0.486                               | 0.467                               | 0.543                             |
| 1980 | 0.519                              | 0.538  | 0.579                               | 0.592                                  | 0.572                                    | 0.473                                  | 0.563                                | 0.515                                 | 0.554                               | 0.520                               | 0.600                             |
| 1981 | 0.578                              | 0.596  | 0.626                               | 0.627                                  | 0.620                                    | 0.540                                  | 0.614                                | 0.571                                 | 0.608                               | 0.576                               | 0.642                             |
| 1982 | 0.633                              | 0.637  | 0.671                               | 0.664                                  | 0.663                                    | 0.579                                  | 0.646                                | 0.608                                 | 0.650                               | 0.629                               | 0.665                             |
| 1983 | 0.661                              | 0.666  | 0.696                               | 0.702                                  | 0.684                                    | 0.634                                  | 0.685                                | 0.651                                 | 0.689                               | 0.661                               | 0.691                             |
| 1984 | 0.686                              | 0.692  | 0.716                               | 0.718                                  | 0.709                                    | 0.682                                  | 0.714                                | 0.691                                 | 0.718                               | 0.684                               | 0.711                             |
| 1985 | 0.710                              | 0.715  | 0.732                               | 0.730                                  | 0.730                                    | 0.705                                  | 0.737                                | 0.711                                 | 0.739                               | 0.706                               | 0.735                             |
| 1986 | 0.731                              | 0.733  | 0.753                               | 0.745                                  | 0.745                                    | 0.724                                  | 0.763                                | 0.729                                 | 0.773                               | 0.726                               | 0.766                             |
| 1987 | 0.759                              | 0.766  | 0.780                               | 0.771                                  | 0.771                                    | 0.744                                  | 0.795                                | 0.758                                 | 0.807                               | 0.747                               | 0.795                             |
| 1988 | 0.784                              | 0.787  | 0.809                               | 0.814                                  | 0.804                                    | 0.768                                  | 0.834                                | 0.780                                 | 0.836                               | 0.767                               | 0.825                             |
| 1989 | 0.815                              | 0.824  | 0.839                               | 0.835                                  | 0.839                                    | 0.800                                  | 0.861                                | 0.807                                 | 0.873                               | 0.801                               | 0.854                             |
| 1990 | 0.848                              | 0.850  | 0.887                               | 0.895                                  | 0.906                                    | 0.833                                  | 0.888                                | 0.841                                 | 0.889                               | 0.831                               | 0.880                             |
| 1991 | 0.881                              | 0.882  | 0.911                               | 0.904                                  | 0.918                                    | 0.866                                  | 0.922                                | 0.874                                 | 0.915                               | 0.865                               | 0.902                             |
| 1992 | 0.906                              | 0.907  | 0.927                               | 0.920                                  | 0.938                                    | 0.890                                  | 0.938                                | 0.900                                 | 0.926                               | 0.896                               | 0.927                             |
| 1993 | 0.921                              | 0.927  | 0.947                               | 0.942                                  | 0.957                                    | 0.913                                  | 0.952                                | 0.924                                 | 0.945                               | 0.919                               | 0.941                             |
| 1994 | 0.942                              | 0.942  | 0.965                               | 0.958                                  | 0.963                                    | 0.931                                  | 0.967                                | 0.947                                 | 0.964                               | 0.937                               | 0.960                             |
| 1995 | 0.960                              | 0.960  | 0.977                               | 0.979                                  | 0.978                                    | 0.949                                  | 0.982                                | 0.966                                 | 0.973                               | 0.956                               | 0.975                             |
| 1996 | 0.978                              | 0.978  | 0.991                               | 0.991                                  | 0.991                                    | 0.968                                  | 0.994                                | 0.983                                 | 0.986                               | 0.974                               | 0.990                             |
| 1997 | 0.990                              | 0.991  | 0.998                               | 1.002                                  | 0.997                                    | 0.986                                  | 1.005                                | 0.992                                 | 1.000                               | 0.989                               | 1.003                             |
| 1998 | 0.997                              | 0.997  | 1.009                               | 1.011                                  | 1.008                                    | 0.993                                  | 1.011                                | 1.002                                 | 1.011                               | 0.997                               | 1.015                             |
| 1999 | 1.008                              | 1.008  | 1.023                               | 1.026                                  | 1.022                                    | 1.003                                  | 1.026                                | 1.016                                 | 1.025                               | 1.008                               | 1.029                             |

NOTE: "Special" appropriations refer to programs classified as secret.

TABLE USE: Weighted indices are used to convert constant dollars to then-year dollars, and vice versa. Use raw indices to convert constant dollars in one year to constant dollars in another year. Weighted indices for each appropriation are based on outlay rates for TOA excluding PAY and POL and should be used accordingly. For PAY and POL, use raw indices.

Date of SAF/FMCE Issue: 15 January 1999

OPR: SAF/FMCEE, Mr. Sarangan (703) 697-5870 DSN 227-5870

Table F-5

**MILITARY MONTHLY BASIC PAY BY GRADE  
AND YEARS OF SERVICE  
(EFFECTIVE JANUARY 1999)**

| COMMISSIONED OFFICERS (1) |      |      |      |      |      |      |      |      |      |      |      |       |       |       |       |
|---------------------------|------|------|------|------|------|------|------|------|------|------|------|-------|-------|-------|-------|
| YEARS                     | <2   | >2   | >3   | >4   | >6   | >8   | >10  | >12  | >14  | >16  | >18  | >20   | >22   | >24   | >26   |
| O-10 <sup>(2)</sup>       | 7839 | 8114 | 8114 | 8114 | 8114 | 8426 | 8426 | 8893 | 8892 | 9529 | 9529 | 10167 | 10167 | 10167 | 10800 |
| O-9                       | 6947 | 7129 | 7281 | 7281 | 7281 | 7466 | 7466 | 7777 | 7777 | 8426 | 8426 | 8893  | 8893  | 8893  | 9529  |
| O-8                       | 6292 | 6481 | 6635 | 6635 | 6635 | 7129 | 7129 | 7466 | 7466 | 7777 | 8114 | 8426  | 8634  | 8634  | 8634  |
| O-7                       | 5228 | 5584 | 5584 | 5584 | 5834 | 5834 | 6173 | 6173 | 6481 | 7129 | 7619 | 7619  | 7619  | 7619  | 7619  |
| O-6                       | 3875 | 4257 | 4537 | 4537 | 4537 | 4537 | 4537 | 4691 | 4691 | 5432 | 5709 | 5834  | 6173  | 6381  | 6694  |
| O-5                       | 3100 | 3639 | 3891 | 3891 | 3891 | 3891 | 4008 | 4224 | 4508 | 4845 | 5122 | 5277  | 5462  | 5462  | 5462  |
| O-4                       | 2612 | 3181 | 3393 | 3393 | 3456 | 3609 | 3855 | 4072 | 4257 | 4445 | 4566 | 4566  | 4566  | 4566  | 4566  |
| O-3 <sup>(3)</sup>        | 2428 | 2714 | 2902 | 3211 | 3365 | 3485 | 3674 | 3855 | 3950 | 3950 | 3950 | 3950  | 3950  | 3950  | 3950  |
| O-2 <sup>(3)</sup>        | 2117 | 2312 | 2778 | 2871 | 2930 | 2930 | 2930 | 2930 | 2930 | 2930 | 2930 | 2930  | 2930  | 2930  | 2930  |
| O-1 <sup>(3)</sup>        | 1838 | 1913 | 2312 | 2312 | 2312 | 2312 | 2312 | 2312 | 2312 | 2312 | 2312 | 2312  | 2312  | 2312  | 2312  |

| COMMISSIONED OFFICERS WITH OVER 4 YEARS SERVICE AS ENLISTED PERSONNEL |    |    |    |      |      |      |      |      |      |      |      |      |      |      |      |
|---|----|----|----|------|------|------|------|------|------|------|------|------|------|------|------|
| YEARS   | <2 | >2 | >3 | >4   | >6   | >8   | >10  | >12  | >14  | >16  | >18  | >20  | >22  | >24  | >26  |
| O-3E  | -  | -  | -  | 3211 | 3365 | 3485 | 3674 | 3855 | 4008 | 4008 | 4008 | 4008 | 4008 | 4008 | 4008 |
| O-2E  | -  | -  | -  | 2871 | 2930 | 3023 | 3181 | 3303 | 3393 | 3393 | 3393 | 3393 | 3393 | 3393 | 3393 |
| O-1E  | -  | -  | -  | 2312 | 2470 | 2561 | 2654 | 2746 | 2871 | 2871 | 2871 | 2871 | 2871 | 2871 | 2871 |

| ENLISTED PERSONNEL |      |      |      |      |      |      |      |      |      |      |      |      |      |      |      |
|--------------------|------|------|------|------|------|------|------|------|------|------|------|------|------|------|------|
| YEARS              | <2   | >2   | >3   | >4   | >6   | >8   | >10  | >12  | >14  | >16  | >18  | >20  | >22  | >24  | >26  |
| E-9                | -    | -    | -    | -    | -    | -    | 2877 | 2942 | 3008 | 3078 | 3147 | 3208 | 3376 | 3507 | 3705 |
| E-8                | -    | -    | -    | -    | -    | 2413 | 2483 | 2547 | 2614 | 2683 | 2744 | 2811 | 2977 | 3109 | 3308 |
| E-7                | 1685 | 1819 | 1886 | 1952 | 2019 | 2083 | 2150 | 2217 | 2317 | 2383 | 2449 | 2480 | 2647 | 2779 | 2977 |
| E-6                | 1449 | 1580 | 1646 | 1715 | 1780 | 1844 | 1912 | 2010 | 2073 | 2140 | 2173 | 2173 | 2173 | 2173 | 2173 |
| E-5                | 1272 | 1384 | 1451 | 1515 | 1614 | 1680 | 1746 | 1811 | 1844 | 1844 | 1844 | 1844 | 1844 | 1844 | 1844 |
| E-4                | 1186 | 1253 | 1327 | 1429 | 1485 | 1485 | 1485 | 1485 | 1485 | 1485 | 1485 | 1485 | 1485 | 1485 | 1485 |
| E-3                | 1118 | 1179 | 1226 | 1275 | 1275 | 1275 | 1275 | 1275 | 1275 | 1275 | 1275 | 1275 | 1275 | 1275 | 1275 |
| E-2                | 1076 | 1076 | 1076 | 1076 | 1076 | 1076 | 1076 | 1076 | 1076 | 1076 | 1076 | 1076 | 1076 | 1076 | 1076 |
| E-1 <sup>(4)</sup> | 959  | 959  | 959  | 959  | 959  | 959  | 959  | 959  | 959  | 959  | 959  | 959  | 959  | 959  | 959  |

NOTES: Amounts have been rounded to the nearest dollar. Basic pay while serving as Chief Master Sergeant of the Air Force is \$4503.00 regardless of cumulative years of service.

## FOOTNOTES:

- (1) The basic pay shown is without the cap. Basic pay is limited to \$9225.00 regardless of cumulative years of service.
- (2) Amount used for benefits calculation only; actual basic pay rate does not exceed legal cap of \$9,225.00.
- (3) Does not apply to commissioned officers who have been credited with over 4 years enlisted service.
- (4) Basic pay for E-1s with less than four months of service is \$887.70

OPR: DFAS-DE/FJEE, Denver, (303) 676-7981 or DSN 926-7981

Table F-6

**MILITARY MONTHLY BASIC ALLOWANCE FOR HOUSING (TYPE II) & BASIC ALLOWANCE FOR SUBSISTENCE**  
(EFFECTIVE JANUARY 1999)

| <b>BASIC ALLOWANCE FOR HOUSING (TYPE II) WITHOUT DEPENDENTS</b>           |                      |                         |                        |
|---|----------------------|-------------------------|------------------------|
| <b>PAY GRADE</b>  | <b>FULL RATE (1)</b> | <b>PARTIAL RATE (2)</b> | <b>WITH DEPENDENTS</b> |
| 0-10  | 878.40               | 50.70                   | 1081.20                |
| 0-9   | 878.40               | 50.70                   | 1081.20                |
| 0-8   | 878.40               | 50.70                   | 1081.20                |
| 0-7   | 878.40               | 50.70                   | 1081.20                |
| 0-6   | 805.80               | 39.60                   | 973.50                 |
| 0-5   | 776.10               | 33.00                   | 938.40                 |
| 0-4   | 719.10               | 26.70                   | 827.10                 |
| 0-3   | 576.60               | 22.20                   | 684.30                 |
| 0-2   | 457.20               | 17.70                   | 584.40                 |
| 0-1   | 385.20               | 13.20                   | 522.60                 |
| <b>COMMISSIONED OFFICERS WITH OVER 4 YEARS SERVICE AS ENLISTED MEMBER</b> |                      |                         |                        |
| 0-3E  | 622.50               | 22.20                   | 735.30                 |
| 0-2E  | 528.90               | 17.70                   | 663.60                 |
| 0-1E  | 455.10               | 13.20                   | 613.20                 |
| <b>ENLISTED</b>   |                      |                         |                        |
| E-9   | 533.10               | 18.60                   | 702.60                 |
| E-8   | 489.30               | 15.30                   | 647.70                 |
| E-7   | 417.90               | 12.00                   | 601.50                 |
| E-6   | 378.30               | 9.90                    | 555.60                 |
| E-5   | 348.90               | 8.70                    | 499.80                 |
| E-4   | 303.60               | 8.10                    | 434.40                 |
| E-3   | 297.60               | 7.80                    | 404.40                 |
| E-2   | 241.80               | 7.20                    | 385.20                 |
| E-1   | 215.70               | 6.90                    | 385.20                 |

| <u>Basic Allowance for Subsistence (3)</u> |                        |                   |
|--|------------------------|-------------------|
| Officers: \$157.26 per month               |                        |                   |
| Enlisted, When:                            | <u>E-1&lt;4 Months</u> | <u>All Others</u> |
| On leave or authorized to mess separately  | \$6.93 per day         | \$7.50 per day    |
| Rations in-kind are not available          | \$7.81 per day         | \$8.46 per day    |
| Partial BAS                                | \$0.83 per day         | \$0.83 per day    |

FOOTNOTES: (1) Payment of the full rate of basic allowance for housing (type II) at these rates to members of the uniformed services without dependents is authorized by 37 USC 403, and Executive Order 11157, as amended.

(2) Payment of the partial rate of basic allowance for housing (type II) at these rates to members of the uniformed services without dependents is authorized by 37 USC 403(n).

(3) Within U.S. (except Alaska & Hawaii), where government messing facilities are not available.

OPR: DFAS-DE/FJEE, Denver, (303) 676-7981 or DSN 926-7981

Table F-7

**FY 1999**  
**MILITARY ANNUAL STANDARD COMPOSITE PAY**  
**BASED ON FY 01 PRESIDENT'S BUDGET**  
**(INCLUDES 3.6% PAY RAISE EFFECTIVE 1 JANUARY 1999)**

| GRADE          | BASIC PAY | RETIRED PAY ACCRUAL | BAH      | INCEN-TIVE & SPECIAL PAY | MISC     | AVERAGE RATE WITHOUT PCS | PCS     | TOTAL ANNUAL COMPO-SITE RATE |
|----------------|-----------|---------------------|----------|--------------------------|----------|--------------------------|---------|------------------------------|
| <b>OFFICER</b> |           |                     |          |                          |          |                          |         |                              |
| <b>Average</b> | \$70,112  | \$21,174            | \$6,007  | \$4,018                  | \$9,756  | \$111,067                | \$4,110 | \$115,177                    |
| <b>O-10</b>    | \$114,500 | \$34,579            | \$0      | \$3,724                  | \$15,259 | \$168,062                | \$4,110 | \$172,172                    |
| <b>O-9</b>     | \$112,368 | \$33,935            | \$608    | \$2,155                  | \$13,414 | \$162,480                | \$4,110 | \$166,590                    |
| <b>O-8</b>     | \$101,812 | \$30,747            | \$4,574  | \$1,616                  | \$12,107 | \$150,855                | \$4,110 | \$154,965                    |
| <b>O-7</b>     | \$89,854  | \$27,136            | \$4,668  | \$1,681                  | \$11,609 | \$134,948                | \$4,110 | \$139,058                    |
| <b>O-6</b>     | \$75,750  | \$22,877            | \$9,923  | \$8,378                  | \$10,376 | \$127,303                | \$4,110 | \$131,413                    |
| <b>O-5</b>     | \$61,073  | \$18,444            | \$11,501 | \$7,256                  | \$9,052  | \$107,326                | \$4,110 | \$111,436                    |
| <b>O-4</b>     | \$49,649  | \$14,994            | \$9,954  | \$8,236                  | \$8,113  | \$90,947                 | \$4,110 | \$95,057                     |
| <b>O-3</b>     | \$40,981  | \$12,376            | \$7,828  | \$5,915                  | \$7,215  | \$74,316                 | \$4,110 | \$78,426                     |
| <b>O-2</b>     | \$31,781  | \$9,598             | \$5,926  | \$708                    | \$5,509  | \$53,522                 | \$4,110 | \$57,632                     |
| <b>O-1</b>     | \$23,356  | \$7,054             | \$5,083  | \$514                    | \$4,908  | \$40,915                 | \$4,110 | \$45,025                     |

NOTE: NO O-10s WERE PAID BAH DURING 1999. THE RATE OF BASIC PAY FOR GENERALS IS LIMITED BY LEVEL V OF THE EXECUTIVE SCHEDULE WHICH IS \$114,500

| <b>CADET</b>    |          |          |         |       |         |          |         |          |
|-----------------|----------|----------|---------|-------|---------|----------|---------|----------|
|                 | \$7,074  |          |         |       | \$2,455 | \$9,529  | \$197   | \$9,726  |
| <b>ENLISTED</b> |          |          |         |       |         |          |         |          |
| <b>Average</b>  | \$22,805 | \$6,887  | \$4,228 | \$610 | \$6,211 | \$40,742 | \$1,895 | \$42,637 |
| <b>E-9</b>      | \$41,831 | \$12,633 | \$7,951 | \$636 | \$7,784 | \$70,835 | \$1,895 | \$72,730 |
| <b>E-8</b>      | \$34,404 | \$10,390 | \$7,250 | \$663 | \$7,204 | \$59,911 | \$1,895 | \$61,806 |
| <b>E-7</b>      | \$29,252 | \$8,834  | \$6,314 | \$662 | \$6,726 | \$51,788 | \$1,895 | \$53,683 |
| <b>E-6</b>      | \$25,127 | \$7,588  | \$5,492 | \$647 | \$6,321 | \$45,175 | \$1,895 | \$47,070 |
| <b>E-5</b>      | \$20,857 | \$6,299  | \$4,520 | \$632 | \$5,924 | \$38,231 | \$1,895 | \$40,126 |
| <b>E-4</b>      | \$16,729 | \$5,052  | \$3,347 | \$601 | \$5,465 | \$31,194 | \$1,895 | \$33,089 |
| <b>E-3</b>      | \$13,651 | \$4,123  | \$1,684 | \$562 | \$4,852 | \$24,872 | \$1,895 | \$26,767 |
| <b>E-2</b>      | \$12,797 | \$3,865  | \$903   | \$550 | \$4,744 | \$22,859 | \$1,895 | \$24,754 |
| <b>E-1</b>      | \$10,601 | \$3,202  | \$588   | \$536 | \$6,882 | \$21,808 | \$1,895 | \$23,703 |

OPR: SAF/FMBOP, DSN 225-0036 or (703) 695-0036

**NOTES:**

Basic allowance for housing (BAH) rates in the composite rate structure, decrease with higher ranks (O6 through O10). This is due to the fact that large numbers of higher ranking personnel are required to live on base.

Table F-8

**AF MILITARY STANDARD COMPOSITE PAY TRENDS  
(BY GRADE, DOLLARS IN THOUSANDS)**

|                        | FY 95 | FY 96 | FY 97 | FY98  | FY99  |
|------------------------|-------|-------|-------|-------|-------|
| <b>OFFICER</b>         |       |       |       |       |       |
| General                | 179.4 | 171.5 | 172.6 | 174.4 | 172.2 |
| Lieutenant General     | 163.5 | 163.5 | 162.6 | 169.6 | 166.6 |
| Major General          | 147.8 | 149.3 | 150.6 | 156.3 | 155.0 |
| Brigadier General      | 132.0 | 134.1 | 135.0 | 139.8 | 139.1 |
| Colonel                | 124.8 | 127.2 | 128.1 | 133.5 | 131.4 |
| Lieutenant Colonel     | 104.2 | 107.0 | 107.9 | 109.8 | 111.4 |
| Major                  | 89.8  | 91.4  | 92.1  | 94.9  | 95.1  |
| Captain                | 72.2  | 74.0  | 75.2  | 77.8  | 78.4  |
| 1st Lieutenant         | 52.1  | 54.4  | 55.3  | 56.2  | 57.6  |
| 2nd Lieutenant         | 40.3  | 41.8  | 43.4  | 42.8  | 45.0  |
| <b>CADET</b>           | 9.3   | 9.2   | 9.2   | 9.3   | 9.7   |
| <b>ENLISTED</b>        |       |       |       |       |       |
| Chief Master Sergeant  | 68.0  | 67.7  | 69.4  | 70.7  | 72.7  |
| Senior Master Sergeant | 57.7  | 57.6  | 59.0  | 60.0  | 61.8  |
| Master Sergeant        | 50.0  | 49.7  | 51.1  | 52.2  | 53.7  |
| Technical Sergeant     | 43.9  | 43.4  | 44.8  | 45.6  | 47.1  |
| Staff Sergeant         | 37.6  | 37.1  | 38.3  | 39.0  | 40.1  |
| Sergeant               | 31.3  | 30.6  | 31.6  | 32.5  | 33.1  |
| Airman 1st Class       | 25.8  | 25.0  | 25.5  | 26.0  | 26.8  |
| Airman                 | 23.6  | 22.9  | 23.5  | 23.9  | 24.8  |
| Airman Basic           | 20.0  | 19.4  | 20.0  | 20.4  | 23.7  |

NOTES: The chart shows some yearly decreases in the average rate for generals. One of the factors causing this was the decreased percentage in retired pay accrual. In addition, the population of "generals" is quite small. If one or two generals receive less in entitlements than their predecessors, the average rate would decrease.

OPR: SAF/FMBOP, (703) 697-5596 or DSN 227-5596

Table F-9

**CIVILIAN PAY SCHEDULE  
(EFFECTIVE JANUARY 1999)  
(1)**

**EXECUTIVE SCHEDULE (EX) EMPLOYEES**

|         |          |           |          |         |
|---------|----------|-----------|----------|---------|
| LEVEL V | LEVEL IV | LEVEL III | LEVEL II | LEVEL I |
| 110,700 | 118,400  | 125,900   | 136,700  | 151,800 |

| MEMBERS, BOARDS OF CONTRACT APPEALS (CA) |         |
|--|---------|
| CHAIRMAN                                 | 118,400 |
| VICE CHAIRMAN                            | 114,848 |
| OTHER MEMBERS                            | 111,296 |

**SENIOR EXECUTIVE SERVICE (SES) EMPLOYEES**

|         |         |         |         |         |         |
|---------|---------|---------|---------|---------|---------|
| ES-1    | ES-2    | ES-3    | ES-4    | ES-5    | ES-6    |
| 102,300 | 107,100 | 112,000 | 118,000 | 118,400 | 118,400 |

| SENIOR LEVEL (SL & ST) |         |
|------------------------|---------|
| MINIMUM                | 89,728  |
| MAXIMUM                | 118,400 |

| ADMINISTRATIVE LAW JUDGES |         |
|---------------------------|---------|
| AL-3/A                    | 76,960  |
| AL-3/B                    | 82,880  |
| AL-3/C                    | 88,800  |
| AL-3/D                    | 94,720  |
| AL-3/E                    | 100,640 |
| AL-3/F                    | 106,650 |
| AL-2                      | 112,480 |
| AL-1                      | 118,400 |

**GENERAL SCHEDULE (GS) EMPLOYEES**

| STEP         | 1      | 2      | 3      | 4      | 5      | 6      | 7      | 8      | 9      | 10     |
|--------------|--------|--------|--------|--------|--------|--------|--------|--------|--------|--------|
| <b>GRADE</b> |        |        |        |        |        |        |        |        |        |        |
| GS-1         | 13,362 | 13,807 | 14,252 | 14,694 | 15,140 | 15,401 | 15,838 | 16,281 | 16,299 | 16,718 |
| GS-2         | 15,023 | 15,380 | 15,878 | 16,299 | 16,482 | 16,967 | 17,452 | 17,937 | 18,422 | 18,907 |
| GS-3         | 16,392 | 16,938 | 17,484 | 18,030 | 18,576 | 19,122 | 19,668 | 20,214 | 20,760 | 21,306 |
| GS-4         | 18,401 | 19,014 | 19,627 | 20,240 | 20,853 | 21,466 | 22,079 | 22,692 | 23,305 | 23,918 |
| GS-5         | 20,588 | 21,274 | 21,960 | 22,646 | 23,332 | 24,018 | 24,704 | 25,390 | 26,076 | 26,762 |
| GS-6         | 22,948 | 23,713 | 24,478 | 25,243 | 26,008 | 26,773 | 27,538 | 28,303 | 29,068 | 29,833 |
| GS-7         | 25,501 | 26,351 | 27,201 | 28,051 | 28,901 | 29,751 | 30,601 | 31,451 | 32,301 | 33,151 |
| GS-8         | 28,242 | 29,183 | 30,124 | 31,065 | 32,006 | 32,947 | 33,888 | 34,829 | 35,770 | 36,711 |
| GS-9         | 31,195 | 32,235 | 33,275 | 34,315 | 35,355 | 36,395 | 37,435 | 38,475 | 39,515 | 40,555 |
| GS-10        | 34,353 | 35,498 | 36,643 | 37,788 | 38,933 | 40,078 | 41,223 | 42,368 | 43,513 | 44,658 |
| GS-11        | 37,744 | 39,002 | 40,260 | 41,518 | 42,776 | 44,034 | 45,292 | 46,550 | 47,808 | 49,066 |
| GS-12        | 45,236 | 46,744 | 48,252 | 49,760 | 51,268 | 52,776 | 54,284 | 55,792 | 57,300 | 58,808 |
| GS-13        | 53,793 | 55,586 | 57,379 | 59,172 | 60,965 | 62,758 | 64,551 | 66,344 | 68,137 | 69,930 |
| GS-14        | 63,567 | 65,686 | 67,805 | 69,924 | 72,043 | 74,162 | 76,281 | 78,400 | 80,519 | 82,638 |
| GS-15        | 74,773 | 77,265 | 79,757 | 82,249 | 84,741 | 87,233 | 89,725 | 92,217 | 94,709 | 97,201 |

FOOTNOTES (1) Does not include Locality Pay

Table F-10

**MILITARY AND CIVILIAN PAY INCREASE TRENDS**  
(AS A PERCENT)

| EFFECTIVE DATE   | MILITARY PAY (1) | CIVILIAN PAY (2) | EFFECTIVE DATE | MILITARY PAY (1) | CIVILIAN PAY (2) |
|------------------|------------------|------------------|----------------|------------------|------------------|
| 1 May 1952       | 10.9%            | -                | 1 October 1975 | 5.0%             | 5.0%             |
| 28 February 1955 | -                | 7.5%             | 1 October 1976 | 4.8%             | 4.8%             |
| 1 April 1955     | 2.8%             | -                | 1 October 1977 | 7.0%             | 7.0%             |
| 1 January 1958   | -                | 10.0%            | 1 October 1978 | 5.5%             | 5.5%             |
| 1 June 1958      | 6.3%             | -                | 1 October 1979 | 7.0%             | 7.0%             |
| 1 July 1960      | -                | 7.7%             | 1 October 1980 | 11.7%            | 9.1%             |
| 11 October 1962  | -                | 5.5%             | 1 October 1981 | 14.3%            | 4.8%             |
| 1 October 1963   | 8.4%             | -                | 1 October 1982 | 4.0%             | 4.0%             |
| 1 January 1964   | -                | 4.1%             | 1 January 1984 | 4.0%             | 4.0%             |
| 1 July 1964      | -                | 4.2%             | 1 January 1985 | 4.0%             | 3.5%             |
| 1 September 1964 | 1.4%             | -                | 1 October 1985 | 3.0%             | -                |
| 1 September 1965 | 6.4%             | -                | 1 January 1987 | 3.0%             | 3.0%             |
| 1 October 1965   | -                | 3.6%             | 1 January 1988 | 2.0%             | 2.0%             |
| 1 July 1966      | 2.8%             | 2.9%             | 1 January 1989 | 4.1%             | 4.1%             |
| 1 October 1967   | 4.5%             | 4.5%             | 1 January 1990 | 3.6%             | 3.6%             |
| 1 July 1968      | 4.9%             | 4.9%             | 1 January 1991 | 4.1%             | 4.1%             |
| 1 July 1969      | 9.1%             | 9.1%             | 1 January 1992 | 4.2%             | 4.2%             |
| 27 December 1969 | 6.0%             | 6.0%             | 1 January 1993 | 3.7%             | 3.7%             |
| 1 January 1971   | 6.0%             | 6.0%             | 1 January 1994 | 2.2%             | 3.6%             |
| 14 November 1971 | 13.1%            | -                | 1 January 1995 | 2.6%             | 2.6%             |
| 1 January 1972   | 5.5%             | 5.5%             | 1 January 1996 | 2.4%             | 2.4%             |
| 1 January 1973   | 5.1%             | 5.1%             | 1 January 1997 | 3.0%             | 3.0%             |
| 1 October 1973   | 4.8%             | 4.8%             | 1 January 1998 | 2.8%             | 2.8%             |
| 1 October 1974   | 5.5%             | 5.5%             | 1 January 1999 | 3.6%             | 3.6%             |

SOURCE: National Defense Budget Estimates for FY2001 published March 2000, Table 5-12, page 56

OPR: (MILITARY) SAF/FMBOP (703) 695-0036 or DSN 225-0036;  
(CIVILIAN) AF/DPCE (703) 695-7384 or DSN 225-7384