



**Multi-functional Extreme Environment Surfaces:
Nanotribology for Air and Space. MURI PI: J. Krim, NCSU**



Final Report Presentation

The collage features several key elements:

- Naval Academy Crest:** Located in the top left, featuring a shield with a crown and the motto "SCIENTIA".
- UCIrvine:** University of California, Irvine logo in the top right.
- Sandia National Laboratories:** Logo in the middle right.
- NC State University:** Logo in the bottom left, with the text "NC STATE UNIVERSITY" on a red background.
- wiSpry:** Logo in the bottom right.
- Naval Research Laboratory:** Logo in the bottom center.
- Other Images:** A circular surface with a rainbow gradient, a space shuttle launch, a satellite in orbit, a fighter jet, and a 3D printed part.

Report Documentation Page

Form Approved
OMB No. 0704-0188

Public reporting burden for the collection of information is estimated to average 1 hour per response, including the time for reviewing instructions, searching existing data sources, gathering and maintaining the data needed, and completing and reviewing the collection of information. Send comments regarding this burden estimate or any other aspect of this collection of information, including suggestions for reducing this burden, to Washington Headquarters Services, Directorate for Information Operations and Reports, 1215 Jefferson Davis Highway, Suite 1204, Arlington VA 22202-4302. Respondents should be aware that notwithstanding any other provision of law, no person shall be subject to a penalty for failing to comply with a collection of information if it does not display a currently valid OMB control number.

1. REPORT DATE

14 SEP 2010

2. REPORT TYPE

FINAL

3. DATES COVERED

15-05-2004 to 14-05-2010

4. TITLE AND SUBTITLE

**(MURI) Multi-functional Extreme Environment Surfaces:
Nanotribology for Air and Space**

5a. CONTRACT NUMBER

FA9550-04-1-0381

5b. GRANT NUMBER

5c. PROGRAM ELEMENT NUMBER

6. AUTHOR(S)

JACQUELINE KRIM

5d. PROJECT NUMBER

5e. TASK NUMBER

5f. WORK UNIT NUMBER

7. PERFORMING ORGANIZATION NAME(S) AND ADDRESS(ES)

**North Carolina State University, NCSU Research
Administration/ SPARCS CB 7514, Room 2, Leazar
Hall, Raleigh, NC, 27695-7514**

8. PERFORMING ORGANIZATION REPORT NUMBER

; AFRL-OSR-VA-TR-2011-0003

9. SPONSORING/MONITORING AGENCY NAME(S) AND ADDRESS(ES)

**AFOSR, 4015 WILSON BLVD ROOM 713, ARLINGTON, VA,
22203-1954**

10. SPONSOR/MONITOR'S ACRONYM(S)

AFOSR/NA

11. SPONSOR/MONITOR'S REPORT NUMBER(S)

AFRL-OSR-VA-TR-2011-0003

12. DISTRIBUTION/AVAILABILITY STATEMENT

Approved for public release; distribution unlimited

13. SUPPLEMENTARY NOTES

14. ABSTRACT

We have: *Discovered that ethanol extends silicon MEMS lifetimes at ultra-low coverages, and proposed fundamental mechanisms for the exceptional lubricating properties. *Derived a new multi-scale modeling code for continuum heat and current flow in nanowires at de-adhering gold-gold contacts. *Applied our finite-element algorithms techniques to investigate nanocomposites with grains down to 20 nm over a broad spectrum of extreme loading conditions. *Developed new models of surface roughness and materials properties for RF MEMS contact and the transition from plastic deformation to creep behavior. *Developed a classical potential energy function capable of accurately modeling chemical reactions in carbon, hydrogen, and oxygen containing materials, allowing first time studies of DiamondLikeCarbon (DLC) in the presence of water. *Discovered that the run-in friction behavior of NanoCrystallineDiamond coatings is strongly correlated with the structure of sp² carbon in *Performed an STM study of boron-doped diamond films that revealed growth features possibly due to quantum nanoscale ?magic-sized effects.

15. SUBJECT TERMS

Nanotribology, MEMS, multi-functional nanocomposites, RFMEMS, finite element algorithms, tribochemical reaction potentials

16. SECURITY CLASSIFICATION OF:			17. LIMITATION OF ABSTRACT Same as Report (SAR)	18. NUMBER OF PAGES 35	19a. NAME OF RESPONSIBLE PERSON
a. REPORT unclassified	b. ABSTRACT unclassified	c. THIS PAGE unclassified			

Standard Form 298 (Rev. 8-98)
Prescribed by ANSI Std Z39-18



Multi-functional Extreme Environment Surfaces: Nanotribology for Air and Space. MURI PI: J. Krim, NCSU



Academic Team Members

Jacqueline Krim,(a) Prof. of Physics & Assoc. of ECE

Donald W. Brenner,(a) Prof. of Materials Science & Eng. (MS&E)

Judith A. Harrison,(b) Prof. of Chemistry

Angus I. Kingon,(h) Prof. of Materials Science & Eng

James Rutledge,(c) Prof. of Physics

Peter Taborek, (c) Prof. of Physics

Mohammed A. Zikry,(a) Prof. of Mechanical & Aerospace Eng.

DoD & DOE Team Members

Michael T. Dugger,(d) Ph.D, Material Science and Engineering

Kathryn Wahl,(e) Ph.D, Material Science and Engineering

Andrey A. Voevodin (f) Ph.D, Chemical Engineering

Industrial Partner

Art S. Morris III,(g) Ph.D, wiSpry Inc.

Participating Institutions: (a)North Carolina State University, (b)United States Naval Academy, (c)University of California-Irvine, (d)Sandia National Laboratories, (e)Naval Research Laboratory, (f)Wright Patterson Air Force Research Laboratory, (g) wiSpry Corp.(h)Brown University

Specialty

Nanotribology

Computational Tribochemistry

Computational Nanotribology

Nanomaterials Design

Cryotribology

Cryotribology & Coatings

Computational Nanocomposites

Specialty

Microtribology & MEMS

Tribocoating Analyses

Aerospace Tribocoatings

Specialty

RF MEMS



Multi-functional Extreme Environment Surfaces: Nanotribology for Air and Space. MURI PI: J. Krim, NCSU



SPANNING THE PHYSICAL SCALES OF MODERN TRIBOLOGY

years

minutes

millisec

microsec

picosec

femtosec

0.1 nm

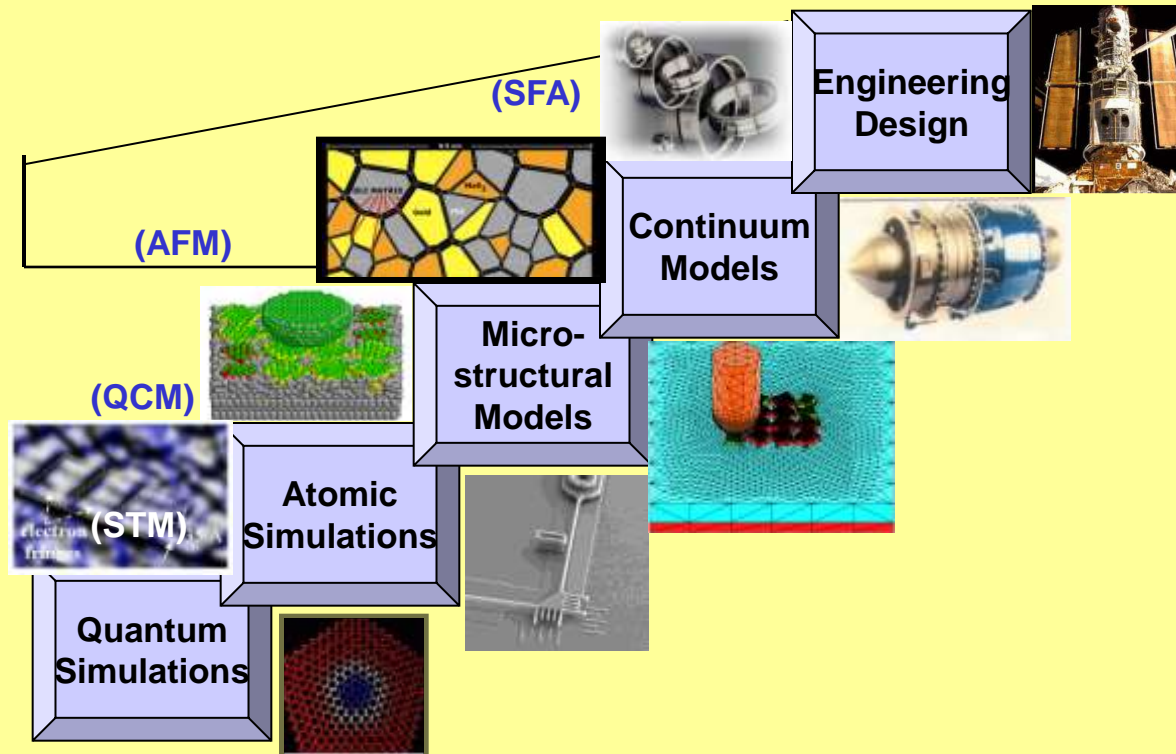
1 nm

10 nm

1 μ m

1 cm

meters





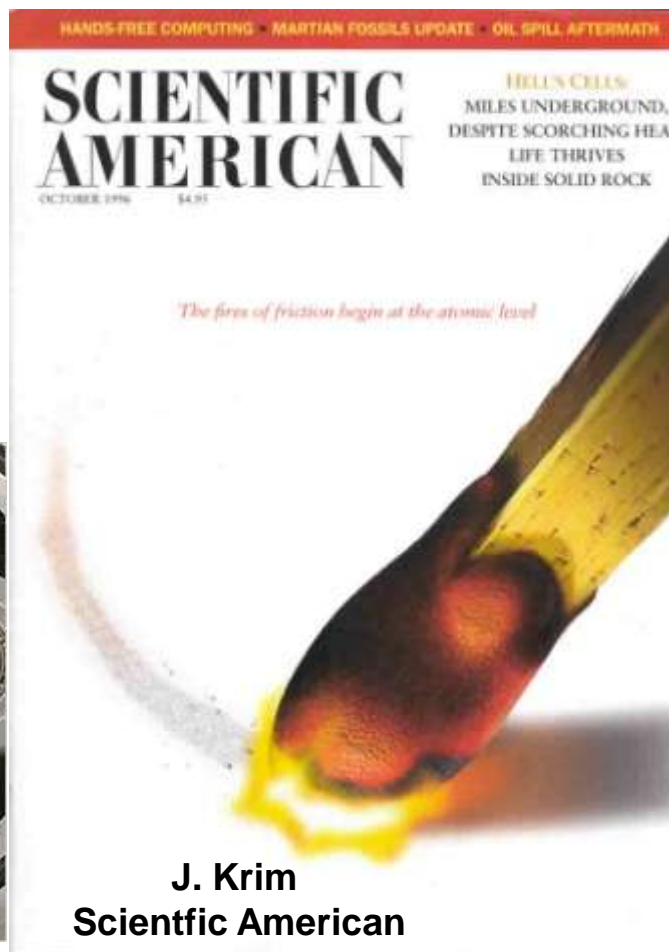
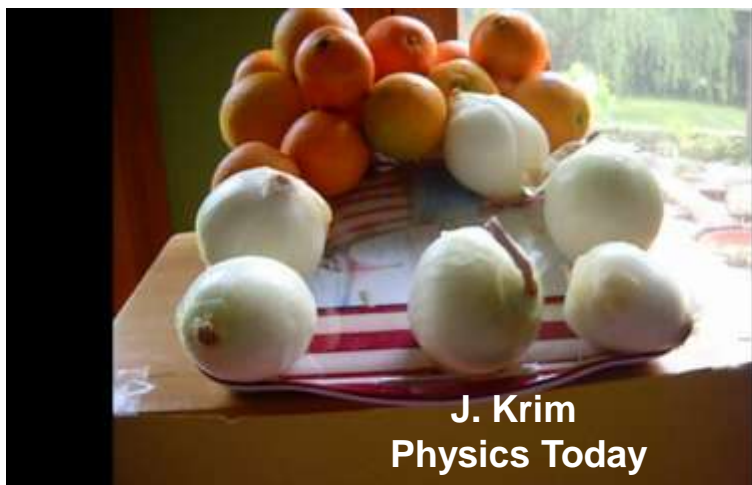
Fundamental Challenges and Unsolved Issues



How do adsorbed and tribo-generated films impact friction and wear?

How is heat dissipated in a system and what temperature rise is associated with it?

How do electrons impact friction?

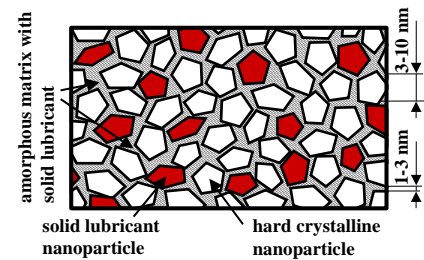




Thrust I: Nanocomposite Coatings for Terrestrial Applications



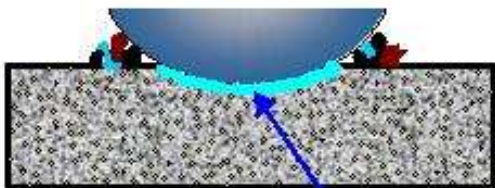
*Gears and bearings for aircraft and jet engines;
Reusable launch vehicles*



Ambient – Space Cycling

Ambient, Humid Environment

c.o.f.=0.10-0.15

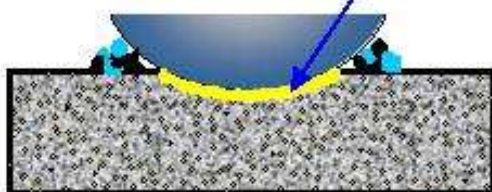


Dry, Vacuum Environment

c.o.f.=0.01-0.03



Air or space
500-800 °C
c.o.f.=0.2



“chameleon”
surface

High temperature
adaptation

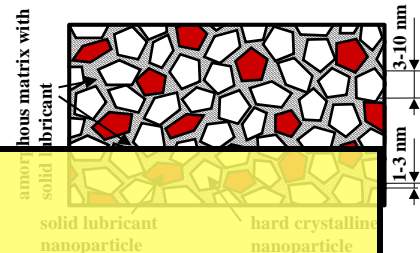




Thrust I: Nanocomposite Coatings for Terrestrial Applications



*Gears and bearings for aircraft and jet engines;
Reusable launch vehicles*



Five Years ago:

Ambient, Humid Environment
c.o.f.=0.10-0.15

Dry, Vacuum Environment
c.o.f.=0.01-0.03

**Speculation on the roles of constituents;
Edisonian approach.**

Today:

Combined multiscale modeling-experimental collaboration allow us to predict tribological performance from film nanostructure.



adaptation








Thrust II: Cryotribology and Nanocrystalline Diamond for Space Applications



Satellite bearings, InfraRed sensor mechanisms
Jet engine bearings





Thrust II: Cryotribology and Nanocrystalline Diamond for Space Applications



Satellite bearings, InfraRed sensor mechanisms

Jet engine bearings

Five Years ago:

Three publications in the area of vacuum cryotribology; reactive water potential nonexistent

Today:



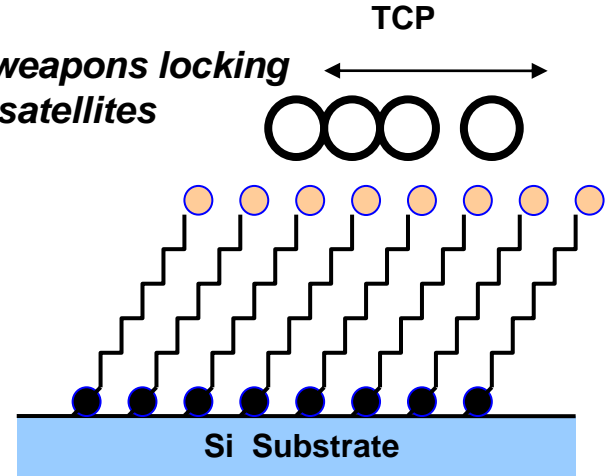
An emerging and lively field of cryotribology with interplay of experimental data and fundamental theory. A viable reactive code for water has been completed.



Thrust III: Silicon MEMS ; Bound + Mobile Lubrication



*Communications, electronics, sensors, weapons locking
miniature air vehicles, miniature satellites*





TCP

Five Years ago:

Silicon MEMS devices with rubbing contacts degraded within minutes. Focus on SAMS techniques to prevent tribological failure.

Today:

SAMS ruled out for protection against device failure in rubbing contact. Devices operational for indefinite durations in the presence of trace levels of alcohols. Atomic scale mechanisms proposed for multiple lubrication schemes.




Thrust III: RF MEMS Applications


Compared to conventional devices, RF-MEMS have:

- ✓ Small size
- ✓ Low power consumption
- ✓ Wide band width
- ✓ Good signal discretion


Portable & Versatile



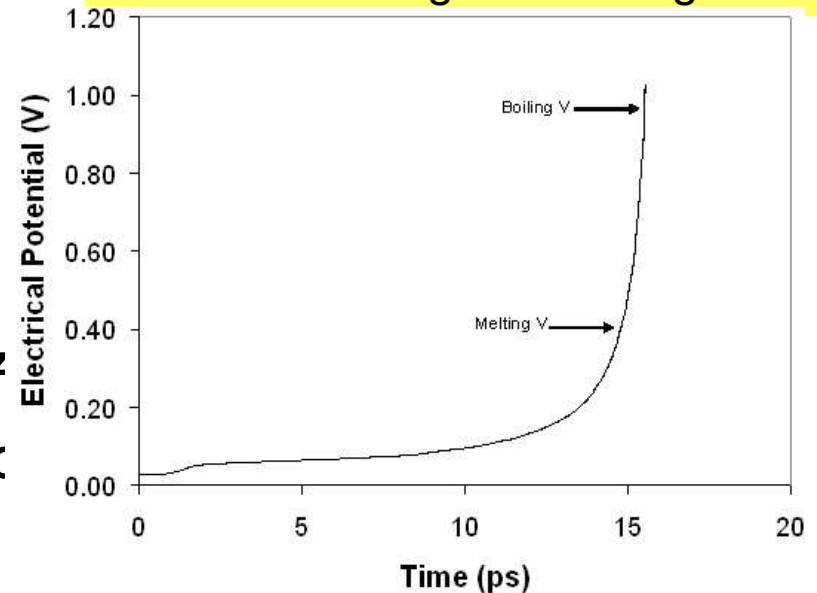
15ps



16ps



Snapshots from simulations of wire melting and boiling



**Integrated multi-band (30 MHz
300 GHz) RF MEMS antenna
router for communications, PC
routing, etc.**





Thrust III: RF MEMS Applications

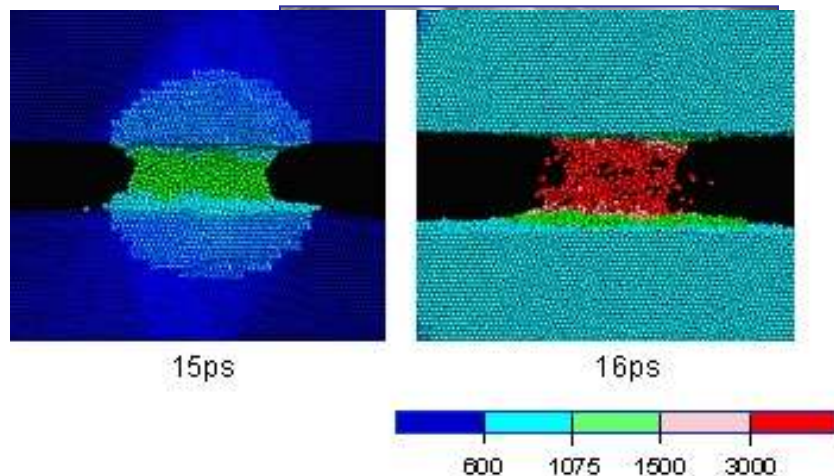


Molecular Simulations of Hot Switching of Gold Contacts

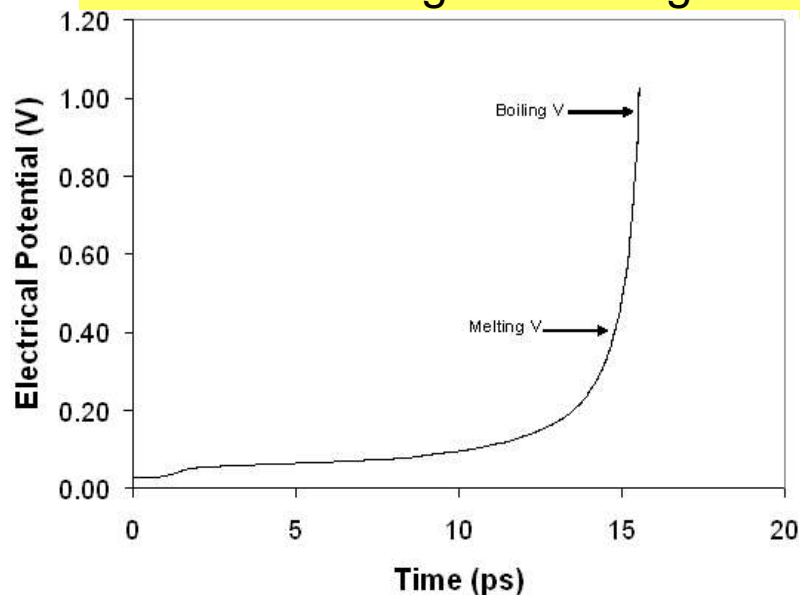
- Atomic simulations demonstrated nano-wire formation with diameter much smaller than initial contact area
- Consistent w/experiments on MEMS, other gold contacts
- First modeling to reveal nanowires form from larger contact areas (made possible by collaboration with Zikry)
- For cold switching, wire forms when dislocations from step edges are pinned
- Hot switching enhances dislocation mobility, leads to melting and vaporization of contact.
- Scaling wire size + boiling yields upper bound for material transferred that agrees with Kingon result.

Current studies:

- Modeling other contact orientations to see if material transfer scaling is orientation dependent.
- Developing thermal ionization model to quantify material transfer



Snapshots from simulations of wire melting and boiling





Publications, Presentations

>100 referred publications in refereed journals, book chapters, cover stories, encyclopedia articles and conference proceedings.

(2005) National Space and Missile Materials Symposium, Outstanding Poster (1st Prize), Operating in Space Session, *Douglas L. Irving et al.*

>70 invited talks, including 4 keynote/plenary lectures at conferences.



(2005) World Tribology Congress, Washington DC: *Harrison*, Keynote lecture

(2005) University of Columbia, MO: *Brenner*, Plenary lecture

(2009) ViennaNano, Vienna, Austria: *Krim*, Plenary lecture

(2009) Advances in Boundary lubrication, Seville, Spain: *Krim, Harrison* invited keynote lectures

Cover stories by *Wahl, Dugger, Krim*





Honors & Awards

- **2004-2005: M. A. Zikry, Senior Fulbright Research Award**
- **2006: K. Wahl, AVS Fellow, *For exceptional contributions to the fundamental understanding of contact mechanics, adhesion and tribology at the nanometer and micron scales***
- **2006: A. Kingon, Price Foundation Award , *Innovative Entrepreneurship Educator***
- **2008: M.A. Zikry, Jefferson Science Fellow , US State Department (2008), initiated by the Science and Technology Adviser to the Secretary of State *to further build capacity for science, technology and engineering expertise within the Department.***
- **2008: D. E. Brenner, Appointed to Kobe Steel Distinguished Professorship in NCSU Materials Science and Engineering Dept.**
- **2008: A. Kingon, Barrett Hazeltine University Professor of Entrepreneurship , Distinguished Professorship at Brown University (July 2008)**
- **2008: K. Wahl, Department of the Navy - Meritorious Civilian Service Award, for *Exceptional contributions to the advancement of Naval Research in the fields of contact mechanics and the chemistry of adhesion, friction and wear.***
- **2009: J. Harrison, recipient of the George L. Braude, Award, presented by the Maryland Section of the American Chemical Society to *“a chemist with significant standing and committed to supporting student research.”***
- **2009: D.E. Brenner, RJ Reynolds award for *research, teaching and extension.***
- **2010: J. Krim, NSF American Competitiveness and Innovation (ACI) Fellow, *“For outstanding contribution to understanding friction at the nanoscale and exemplary efforts in broadening participation in science through maintaining a diverse research group and through explaining her research to the lay public.***



Student Development



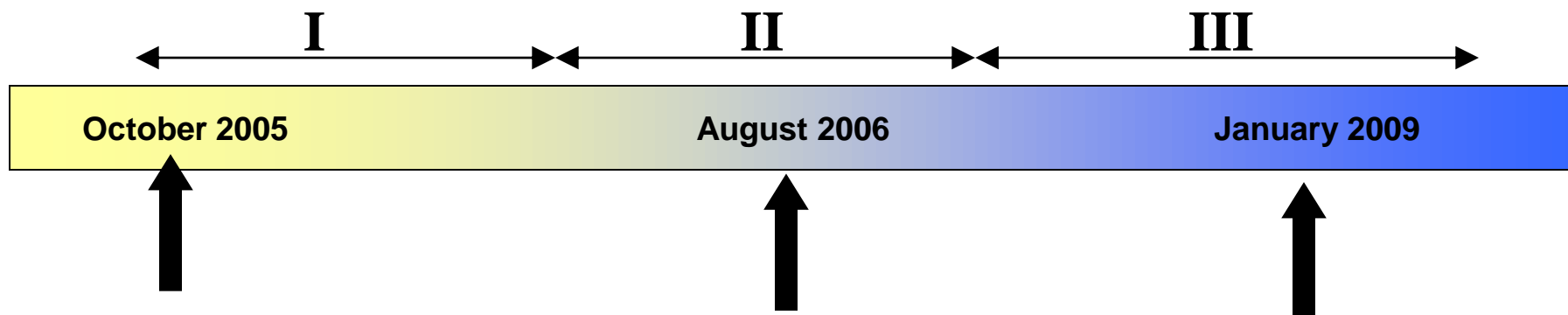
- **Group Alumni:** are presently placed as staff scientists, analysts and process engineers throughout the US and Canada.
Government labs: NRL, Army, USDA, ARL
Industry: Cree, Applied Materials, Inc, Boeing Corp., Linear Technology, Inc, Northrop Grumman
Academia: faculty members at McGill University, NC State, post-docs at U of Wisconsin, U of Pennsylvania, and Washington State U.
Continuing studies: Harvard Business MBA, NCSU Nuclear Engineering Ph.D.
- At the project completion point, **more than 50 students and post-docs** will have been trained with direct experience in areas of national need, including 15 Ph.D.'s.



Project Schedule and Milestones



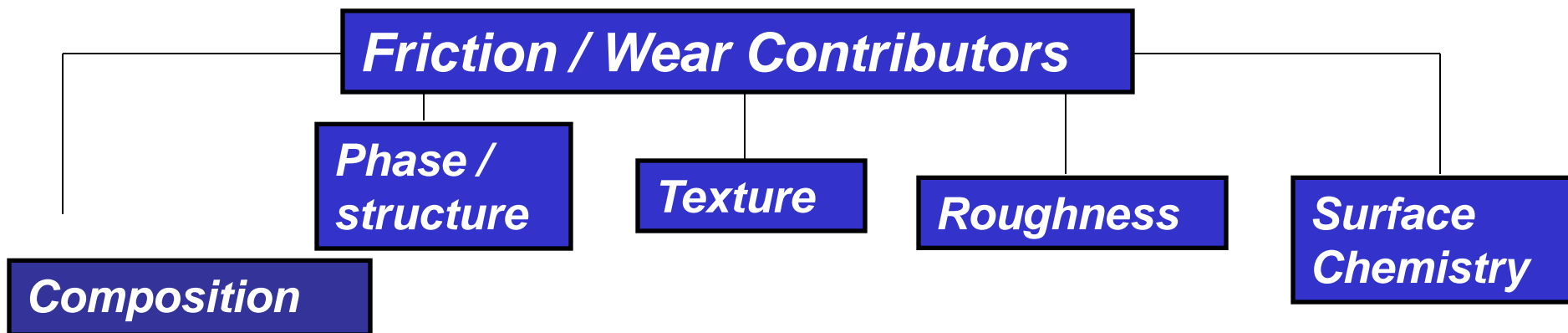
- **Phase I: Combining existing expertise.** (May 2004 – November 2005)
In this beginning period, the separate expertise at the various partner institutions was combined and materials' standards were developed to produce baseline material.
- **Phase II: Exploitation of new capabilities** (December 2005 – April 2007)
In this period, the combination of separate expertise at the various partner institutions was completed, and active data recording with the new tools available was performed by our research team.
- **Phase III: Deliverables, Technology transfer and Commercialization** (May 2007 – May 2010)





Wahl/Zikry Goals and Objectives

- **Goal:** Develop *in situ* analytical methods to identify how nanostructured materials impact friction and wear performance.
- **Problem Statement:** Without *in situ* and real-time methods, it is nearly impossible to determine how friction evolves with sliding
- **What we have learned:** Tribology of nanocomposite materials is dominated by interfacial film formation and coating mechanical properties
- In nanocrystalline diamond, the presence of graphite crystallite structure is more effective than amorphous sp^2 carbon in reducing run-in friction.

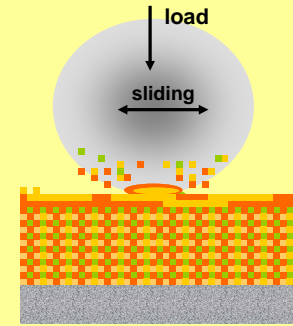




Highlight – Adaptive Nanocomposites

EXPERIMENTAL OBSERVATION


Tribology of nanocomposite materials is dominated by interfacial film formation and coating mechanical properties



MODELING INTERFACIAL PROCESSES

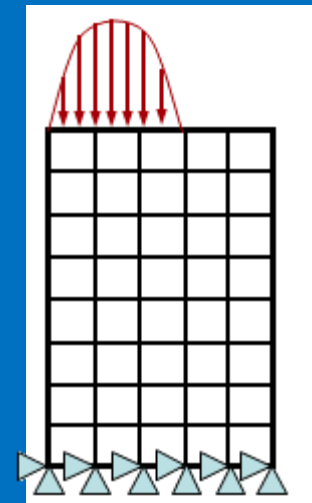
FE coating components mimic real coating constituent mechanics and scale

Failure criterion allows generation of interfacial films



WEAR MODELING

Iterative approach allows wear simulation at realistic spatial and temporal scales



Broader Impact

Predictive methodology for determining durability of nanocomposite coatings in terms of optimal coating material constituents and mechanical properties




Highlight – Nanocrystalline Diamond


EXPERIMENTAL OBSERVATION

Nanocrystalline diamond: Roughness and non-diamond chemistry (graphite, CH_x, ...) play a determining role in abrasiveness, run-in friction, and environmental sensitivity.

EXPERIMENTAL



Materials science and chemistry to determined coating constituents and morphology - not deposition conditions - predict tribological performance



MODELING & SIMULATIONS

Hierarchical MD & FE results qualitatively agree
New potentials enable MD simulations of diamond nano-composites in presence of water and oxygen




Broader Impact

We can predict nanostructured coating tribological response and better select desired components at design stage

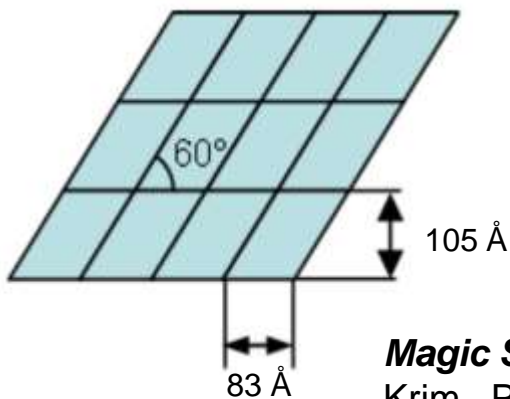
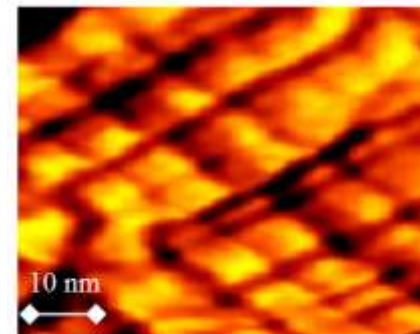
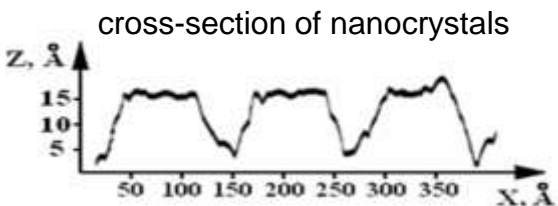



Scanning tunneling microscopy of B-doped diamond


Arrays of magic-sized nanocrystals on top of diamond grains



Diamond grains on large scale STM and SEM (insert) images



The surface of B-doped diamond is comprised of spatially ordered parallelogram-shaped nanocrystals whose height ratio is 2/3



The 2D STM Fourier transform. Two 60°-rotated spatial periods whose ratio is 2/3


Magic Sized Diamond Nanocrystals, I. B. Altfeder, J. J. Hu, A. A. Voevodin, J. Krim, Phys. Rev. Let. **102**, 136104 (2009) ; Media coverage: Quantum Control of Diamond nanostructures, Chemical and Engineering news, April 13, 2007 vol **87**,44



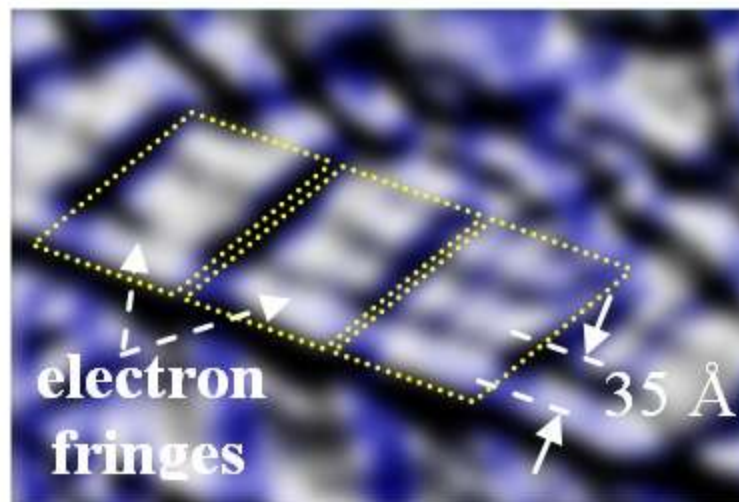
Scanning tunneling microscopy of B-doped diamond




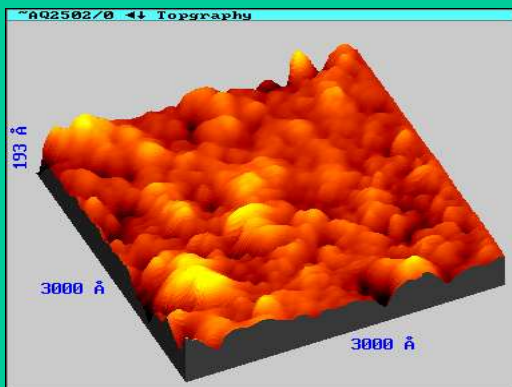
Anti-phase boundaries of nanocrystals



STM imaging of top surface on nanocrystals



Comparison with undoped diamond. Real space STM image and its 2D Fourier transform do not reveal magic sizes



At high boron densities diamond becomes metal (Nature **428**, 542, 2004). The 35-Å-spacing between the lateral electronic fringes is $\frac{1}{2}\lambda_F$

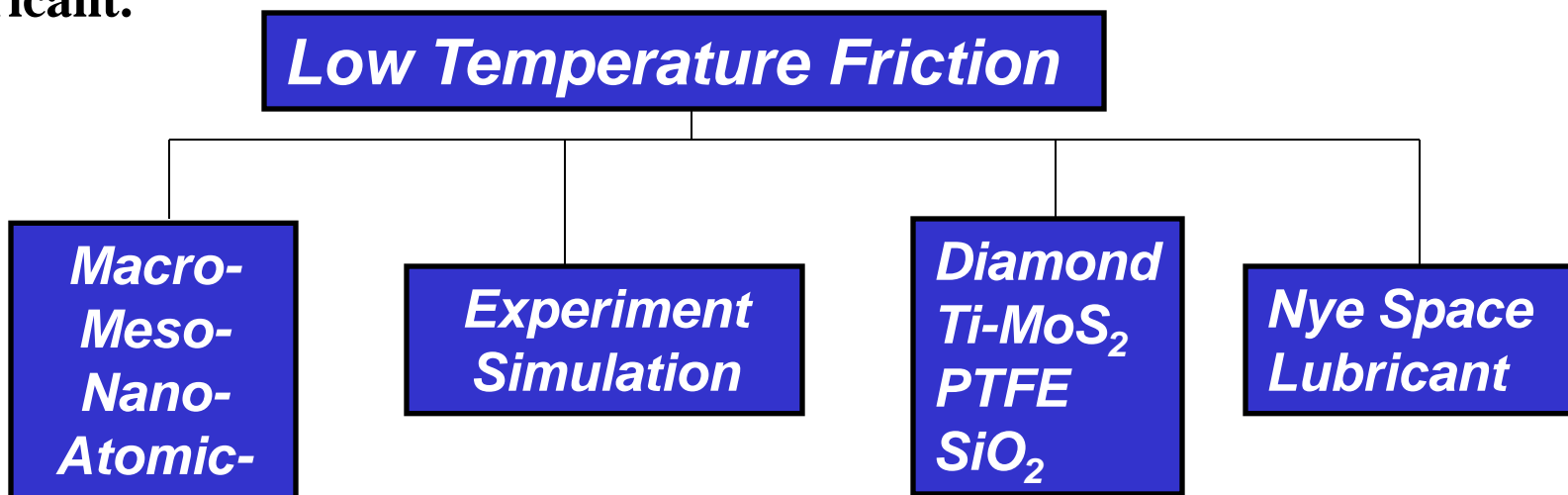
Conclusion:

Magic sizes in B-doped diamond are induced by electronic quantum size effect. Similar growth effects were previously observed for thin metal films and molecules adsorbed on metals.



Cryotribology: Goals and Objectives

- **Goals:** Identify the fundamental physical mechanisms of friction using controlled environments and cryogenic temperatures.
- **Problem Statement:** How does friction depend on temperature for a variety of materials over a range of length scales? How can we experimentally probe the role electrons and phonons in friction?
- **What we have learned:** Macroscopic dry sliding friction is the same on both sides of the superconducting /normal transition for dry contact of Nb/Nb and Stainless steel/Nb, but not ruled out for He, which is a low temperature lubricant.



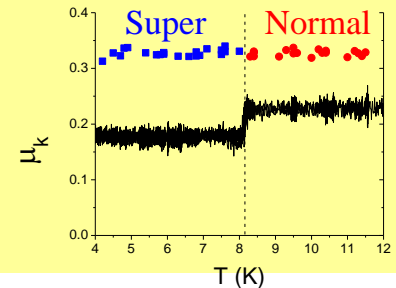


Cryotribology



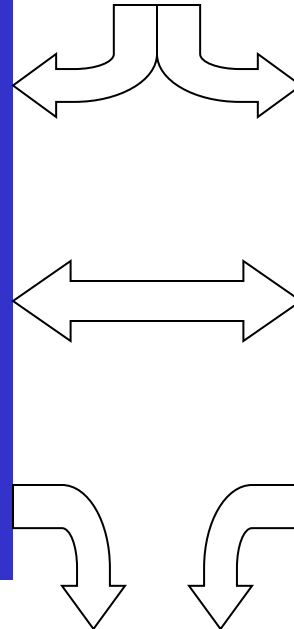
Experimental Observation

Macroscopic friction appears independent of the superconducting or normal state of a metal for dry contact, but not helium films.



Materials

- DLC
- YBCO
- Niobium
- Helium



Modeling

- Phononic friction
- Heat flow
- Tomlinson hopping models
- Simulations show same trends as AFM measurements of diamond and NCD as well as Sang Theory.

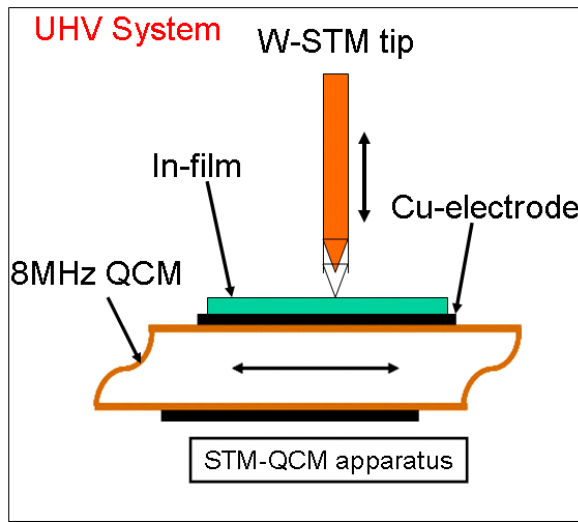
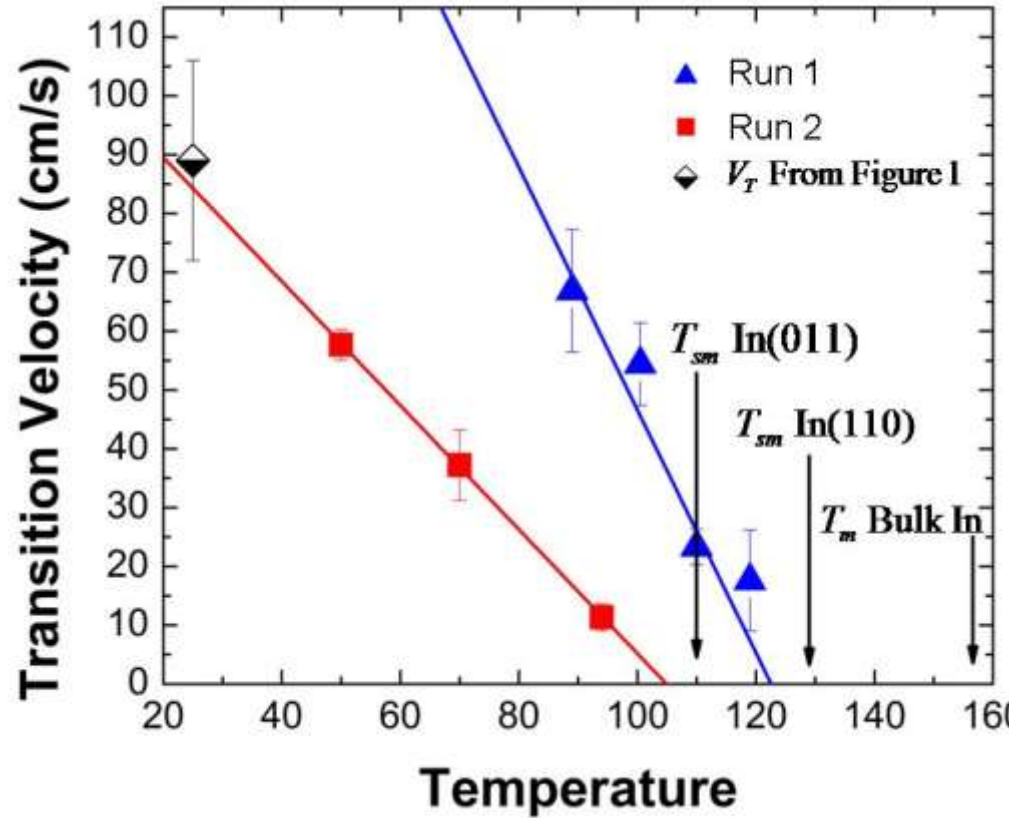
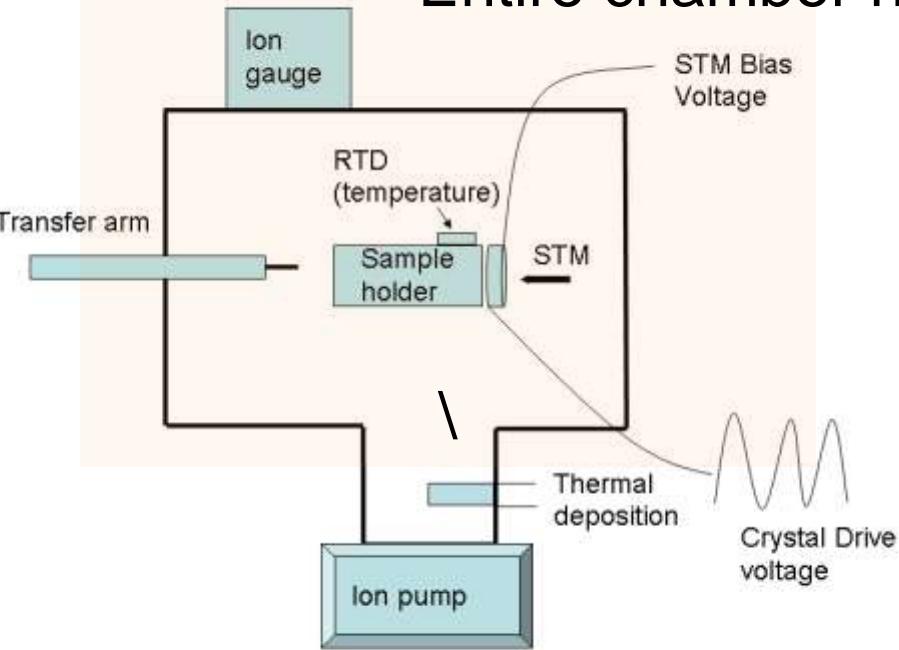
Broader Impact

Electronic phase transitions are promising means of manipulating non contact friction.



Tribo-induced melting at a nanoasperity

Entire chamber heated



B.D. Dawson, S.M. Lee and J. Krim,
PRL, 2009, submitted



Si MEMS Lubrication

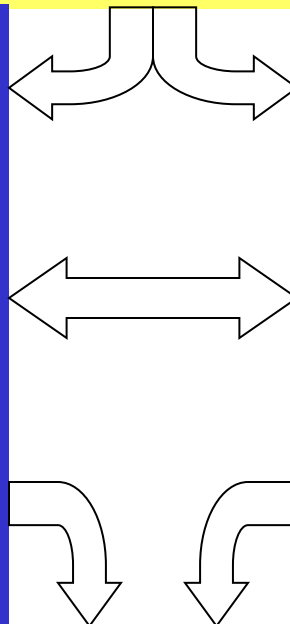
Experimental Observation

Vapor phase lubrication solves the MEMS lubrication problem.



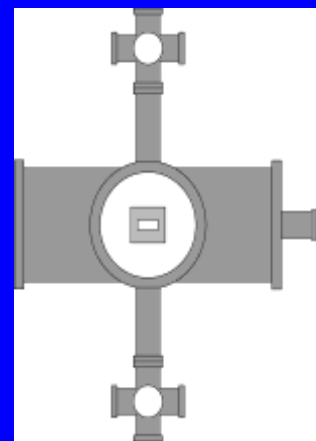
MEMS Experiment

- MEMS tribometer confirms lubrication by 1-pentanol and shows lubrication by ethanol.
- Rigorously controlled environment allows identification of different mechanisms for these two alcohols.



QCM Experiment

- Complementary information clarifies mechanisms
- Traditional technique for nano-scale Physics.

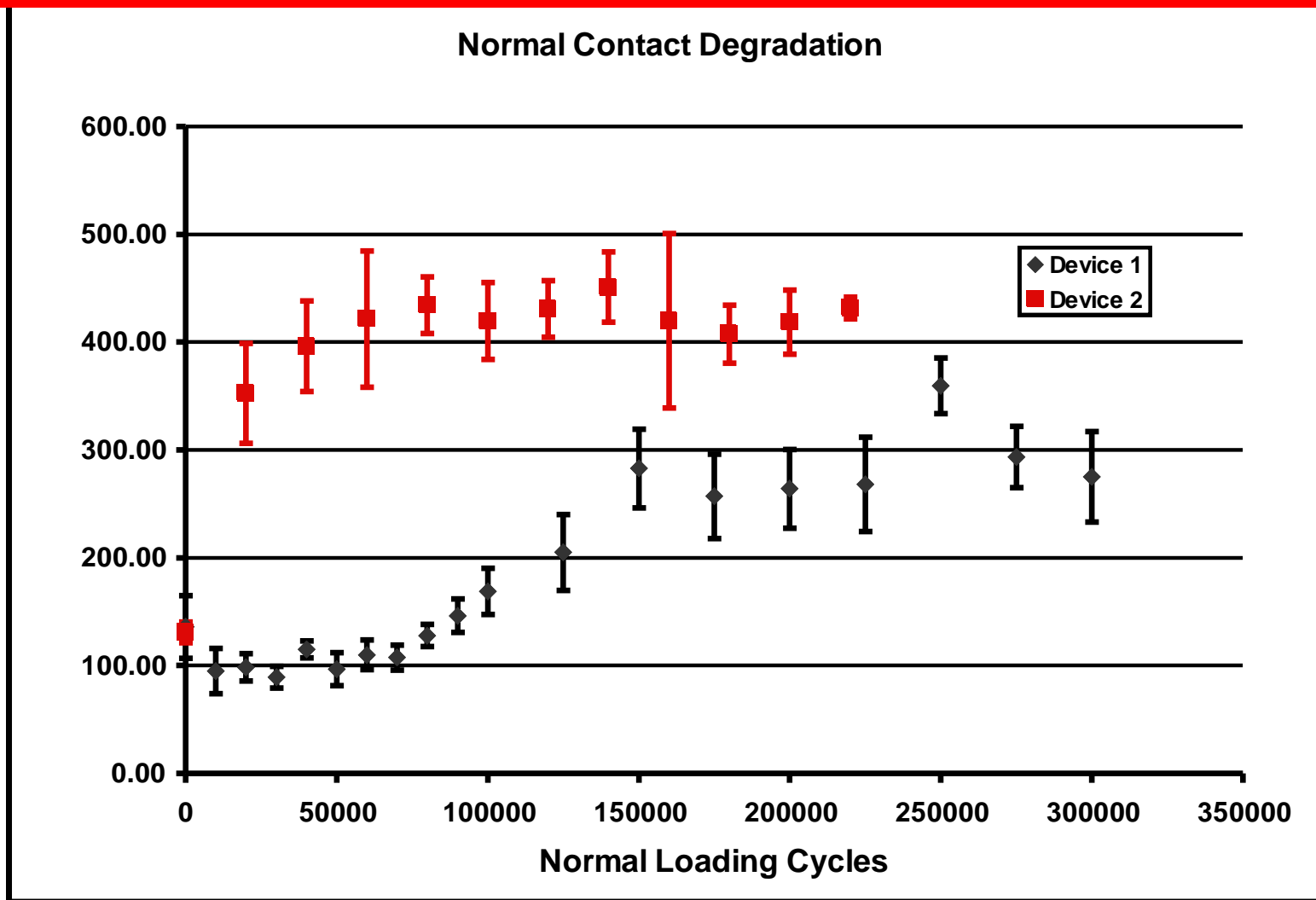


Broader Impact

Single and submonolayer lubrication is relevant far outside the nanometer device regime.



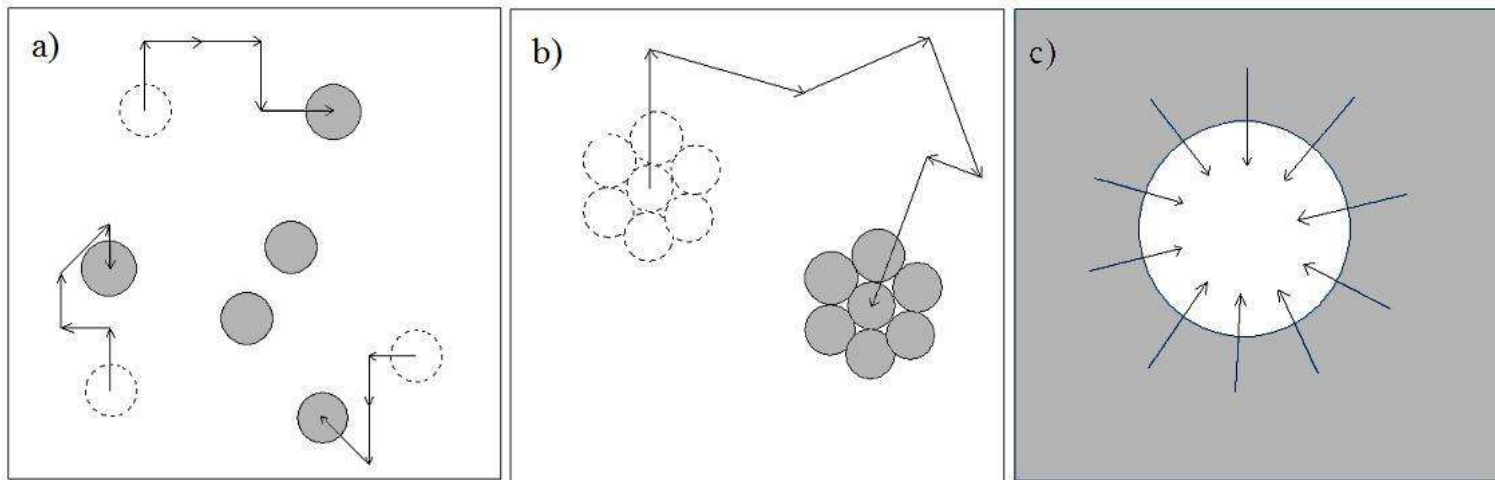
D.A. Hook, S. Timpe, M.T. Dugger, J. Krim, J. Appl. Phys., 104 (2008)
“SAMS don't work and they never will : They rub off”*



***But there is a silver lining**



Nanoscale Sliding friction and diffusion coefficients for alcohols



	PFTS			Si			Al		
	τ ns	D_s cm ² /s	D_i cm ² /s	τ ns	D_s cm ² /s	D_i cm ² /s	τ ns	D_s cm ² /s	D_i cm ² /2
Pentanol	6	1.2	5×10^{-5}	6	1.1	5×10^{-5}	0	0	0
Ethanol	4	1.1	4×10^{-5}	8.5	9	1×10^{-4}	0.5	0.1	6×10^{-6}
TFE	0	0	0	3.5	1.3	2×10^{-5}	0	0	0

Sufficient mobility exists at the nanoscale for ethanol and pentanol to diffuse both in the presence and absence of a SAMS layer

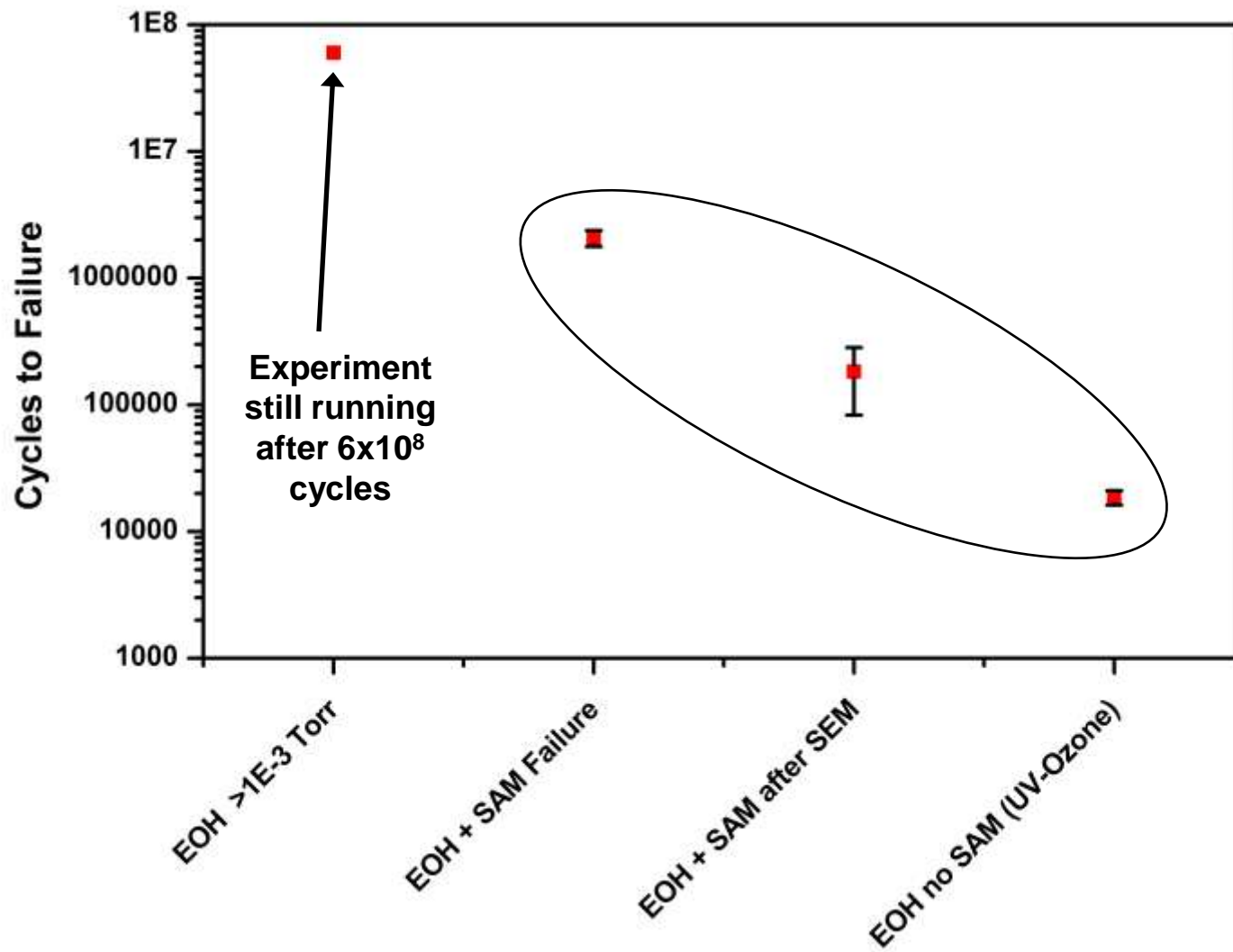
Brendan P. Miller and Jacqueline Krim*

Sliding friction measurements of molecularly thin ethanol and pentanol films:
How friction and spreading impact lubricity.

J. Low Temp. Phys. , Nov. 2009

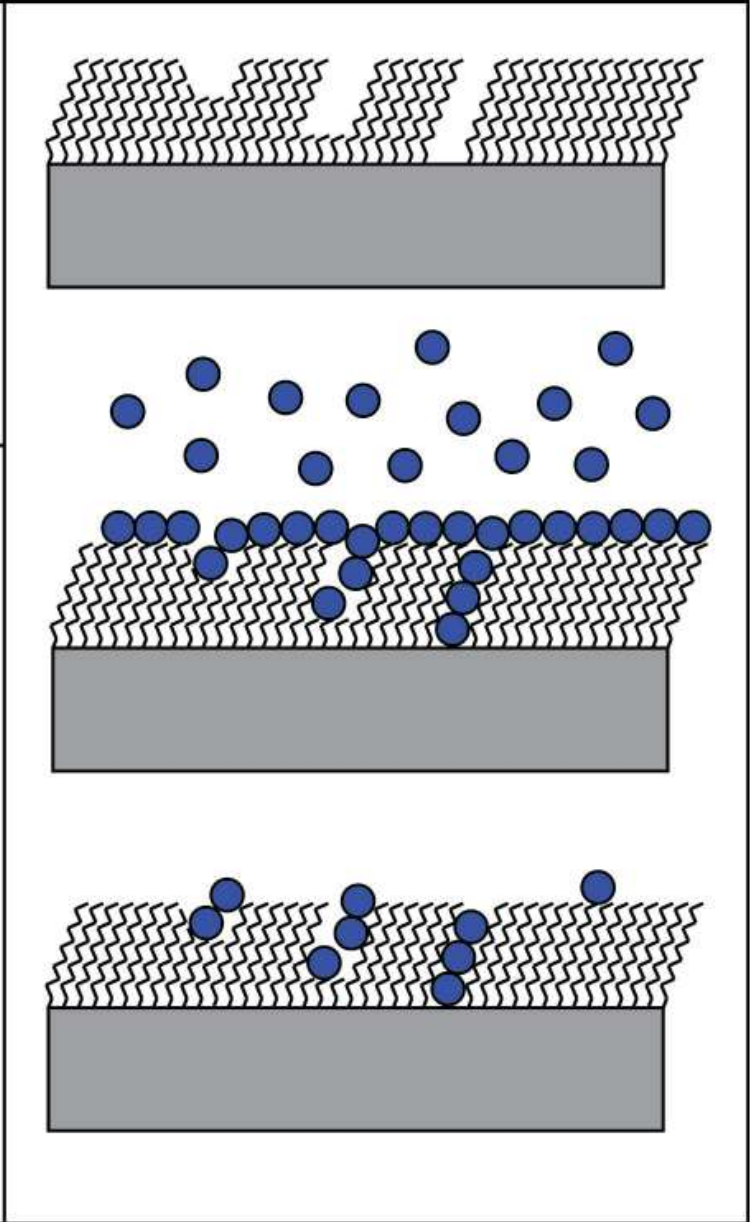
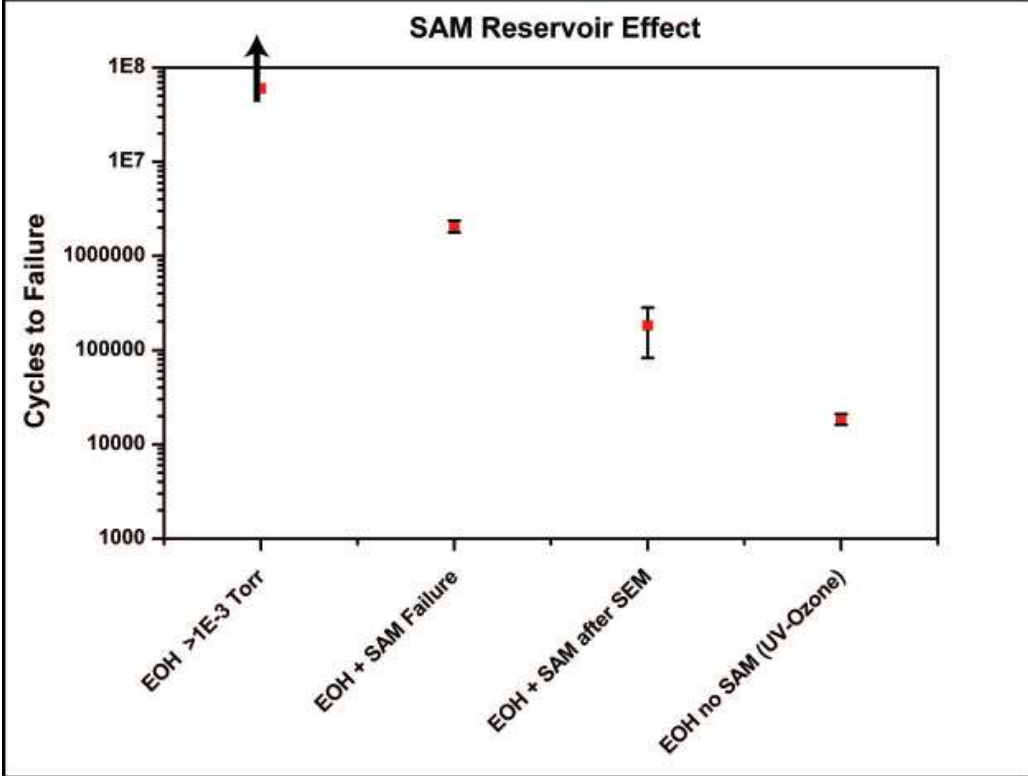
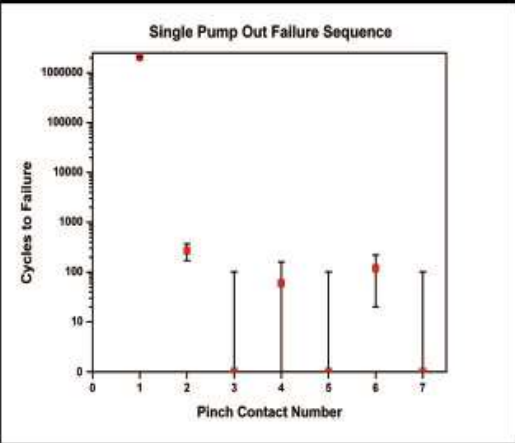
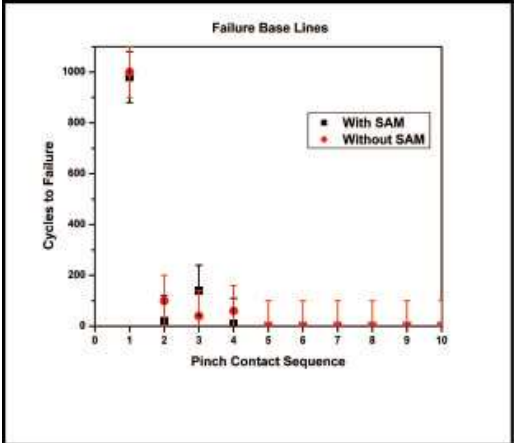


SAM Reservoir Effect





SAMS Reservoir effect for Ethanol





Modeling Chemical Reactions in Materials Containing Carbon, Hydrogen & Oxygen: The qOAIREBO potential



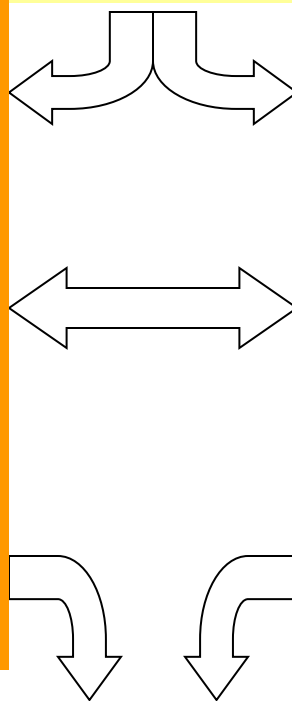
Experimental Observation

Erdemir & Donnet, *J. Phys. D: Appl. Phys.* 39 (2006) R311. (a review of the friction of DLC)

The friction response of diamondlike carbon (DLC) and diamond is extremely sensitive to the presence of water vapor and other environmental conditions.

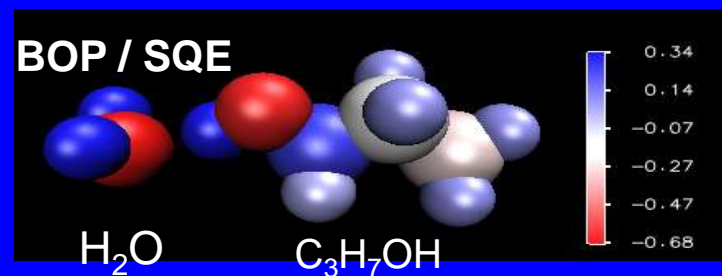
Theory

- Existing methods to model fluctuating charges possess inherent flaws.
- Developed a method of integrating realistic charge fluctuations into ALL bond-order potentials (BOP/SQE). The method is scalable, transferable, & has none of the flaws identified in other methods.
- Chemical reactions in charge-containing systems can now be modeled.



Simulation

- Atoms in small & large molecules have the correct charges (see below, colored by charge) DLC & water tribology can now be studied.



- Effects of alcohol VP lubricants & O termination can also be studied.

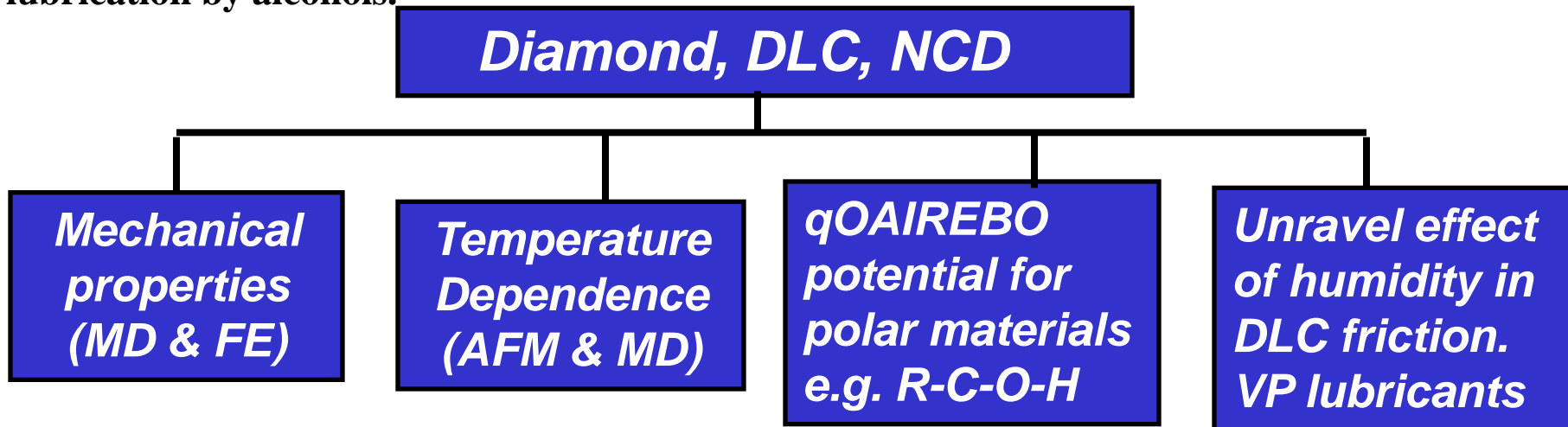
Broader Impact

Our detailed studies of friction in DLCs will lead to moving MEMS components with enhanced lifetimes that can be deployed in a wide-range of environments.



Modeling Water: Goals & Objectives

- **Goal:** Explain the fundamental mechanical & tribological behavior of diamondlike carbon (DLC) & related materials in different environments (e.g. humidity, temperature) using experiment, MD, & FE simulations. Develop reactive potential energy functions for diamond & DLC in the presence of water, which can also be used for vapor phase lubrication by alcohols.
- **Problem Statement:** No reactive potential energy function with fluctuating charges existed that could model water & DLC, or vapor phase lubrication with alcohols. How do the mechanical properties, adhesion, & tribology of diamond & DLC change with temperature & environment?
- **What we have learned:** Existing fluctuating charge models possess inherent flaws which render them useless in these applications. We have developed a simple way to correct these flaws and to model fluctuating charges & reactions for ALL bond-order formalisms. Our newly developed qOAIREBO can be used to model water & DLC and vapor phase lubrication by alcohols.





Challenges and Unsolved Issues



From a fundamental viewpoint....

- What are the underlying mechanisms that govern the friction of DLC & UNCD in the presence of water?
- Can we develop a “phase diagram” of tribological response for DLC ?
- Do the underlying mechanisms that govern friction in the presence of water play a role in other types of lubrication, such as, the vapor phase lubrication of MEMS by alcohols?

From a theory and modeling viewpoint....

- How can the REBO potentials be altered to include 4 or more elemental types in one simulation? It's difficult to code 4 dimensional cubic splines for energy corrections (P_{ij}).

From an applications viewpoint....

- How do we turn this new basic knowledge into enhanced lifetimes and reliability for MEMS, spacecraft parts, jet engine bearings, pump seals, etc.



Challenges and Unsolved Issues



From a fundamental viewpoint....

- *What are the roles of electrons and phonons in transmitting frictional forces?*
- *What is the relationship between macroscopic and single asperity friction measurements?*

From a theory and modeling viewpoint....

- *Construct a predictive theory of the temperature dependence of phononic friction.*

From an applications viewpoint....

- *How do we turn this new basic knowledge into enhanced device performance?*



Extreme Friction MURI (Highlight)

J. Krim PI-- (FA9550-041-0381)> --- North Carolina State University



Silicon MEMS lubrication at ultra-low coverage

STATUS QUO


- Silicon MEMS devices with rubbing contacts degraded within minutes.
- Focus on SAMS methods to prevent tribological failure.

NEW INSIGHTS

- SAMS ruled out for protection against device failure in rubbing contact.
- Devices operational for indefinite durations in the presence of trace levels of alcohols. Atomic scale mechanisms proposed for multiple lubrication schemes.

Main Achievements

- MEMS tribometer runs indefinitely with as little as 1×10^{-4} Torr of ethanol in chamber.
- When devices are dosed with ethanol to 1 monolayer coverage and then evacuated, SAM coatings allow devices to last orders of magnitude longer than those with damaged or destroyed SAMs
- Quartz Crystal Microbalance experiments confirm residual ethanol after vapor removal



Current Impact
Single and submonolayer lubrication is relevant far outside the nanometer device regime.

Planned Impact
MEMS rubbing contact devices become viable, potentially including on-chip turbines for power generation



Research Goals
A fundamental and atomistic understanding of how vapor phase lubrication solves the MEMS lubrication problem.

QUANTITATIVE IMPACT

END-OF-PHASE GOAL