



Brigade Combat Team Modernization



Brian Baroni
DPdM Network Systems
10 March 2010

Report Documentation Page

Form Approved
OMB No. 0704-0188

Public reporting burden for the collection of information is estimated to average 1 hour per response, including the time for reviewing instructions, searching existing data sources, gathering and maintaining the data needed, and completing and reviewing the collection of information. Send comments regarding this burden estimate or any other aspect of this collection of information, including suggestions for reducing this burden, to Washington Headquarters Services, Directorate for Information Operations and Reports, 1215 Jefferson Davis Highway, Suite 1204, Arlington VA 22202-4302. Respondents should be aware that notwithstanding any other provision of law, no person shall be subject to a penalty for failing to comply with a collection of information if it does not display a currently valid OMB control number.

1. REPORT DATE 09 MAR 2010		2. REPORT TYPE		3. DATES COVERED 00-00-2010 to 00-00-2010	
4. TITLE AND SUBTITLE Brigade Combat Team Modernization				5a. CONTRACT NUMBER	
				5b. GRANT NUMBER	
				5c. PROGRAM ELEMENT NUMBER	
6. AUTHOR(S)				5d. PROJECT NUMBER	
				5e. TASK NUMBER	
				5f. WORK UNIT NUMBER	
7. PERFORMING ORGANIZATION NAME(S) AND ADDRESS(ES) Army Program Executive Office,Integration,Picatinny Arsenal,NJ,07806				8. PERFORMING ORGANIZATION REPORT NUMBER	
9. SPONSORING/MONITORING AGENCY NAME(S) AND ADDRESS(ES)				10. SPONSOR/MONITOR'S ACRONYM(S)	
				11. SPONSOR/MONITOR'S REPORT NUMBER(S)	
12. DISTRIBUTION/AVAILABILITY STATEMENT Approved for public release; distribution unlimited					
13. SUPPLEMENTARY NOTES Presented at the 2010 Army Spectrum Management Conference, San Antonio, TX, 9-10 March, 2010					
14. ABSTRACT					
15. SUBJECT TERMS					
16. SECURITY CLASSIFICATION OF:			17. LIMITATION OF ABSTRACT Same as Report (SAR)	18. NUMBER OF PAGES 15	19a. NAME OF RESPONSIBLE PERSON
a. REPORT unclassified	b. ABSTRACT unclassified	c. THIS PAGE unclassified			

Agenda



- PEO-I Organization
- Increment 1 BCT
 - Capabilities
 - Schedule
 - Architectures
 - Radios and Waveforms
- Increment 2 Additional Capabilities

PEO Integration Reorganization Update



- Refining the PEO organization and mission
- Executing known projects and tasks
 - Increment 1
 - Follow-on Increment
 - Ground Combat Vehicle (GCV)
- Working closely with ASA(ALT) on scope of BCT Modernization
- Assessing emerging Army Capability Package Requirements

PEO Integration



- Mission

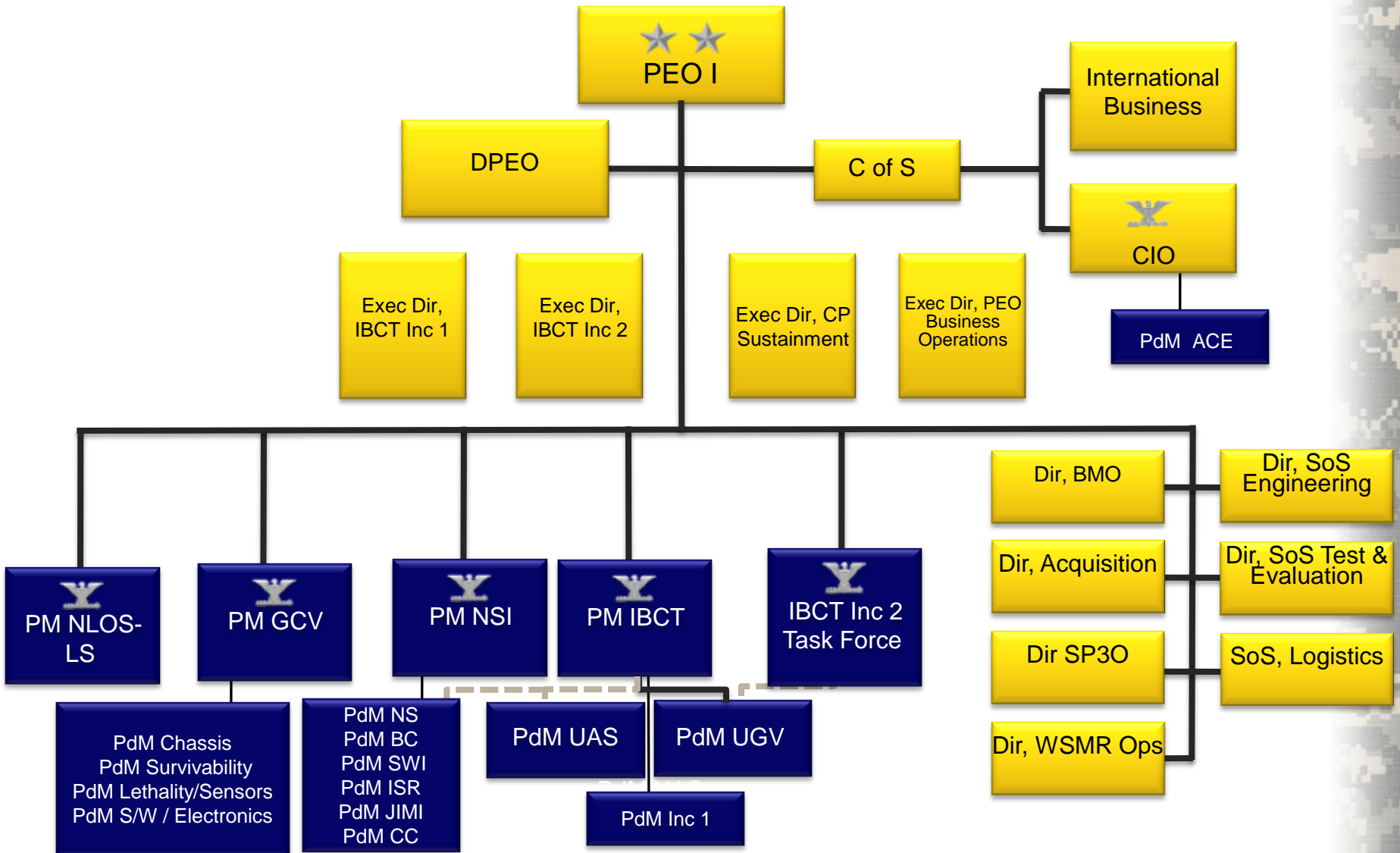
The PEO Integration will utilize the Family of Systems approach to ensure integration and interoperability between Army Programs of Record (PORs), current force systems, urgent need systems, and other DOTL-PF elements to achieve integrated unit capabilities for a full-spectrum force. This integration approach will be implemented through development, acquisition, testing, product improvement and fielding while ensuring total ownership cost reduction.

- Vision

To field fully integrated and tested capability packages composed of vehicles, network elements, equipment, and supporting infrastructure to modernize BCTs to achieve unprecedented joint combat capability in conjunction with the ARFORGEN process.



PEO Integration Organization FY 10



Increment 1 Brigade Combat Team...



Network Integration Kit



Unmanned Aircraft Systems (UAS)

Class I Unmanned Air Vehicle (UAV) XM 156



Unattended Systems



Non-Line of Sight Launch System (NLOS-LS) XM 501

(T-UGS) AN/GSR-10(T)
(U-UGS) AN/GSR-9(U)



Tactical and Urban Unattended Ground Sensors



Small Unmanned Ground Vehicles (SUGV)

Small UGV (SUGV) XM1216



Increment 1 E-IBCT Capabilities



- **Non-Line of Sight Launch System (NLOS-LS)**

- Provides for extended range precision attack of armored, lightly armored and other stationary and moving targets during day, night, degraded weather conditions and in environments with countermeasures present

- **Tactical Unattended Ground Sensors (T-UGS)**

- Provides Situational Awareness (SA) to protect the force and provide early warning to cross-cue other sensors and weapon systems, including Intelligence, Surveillance and Reconnaissance (ISR)-UGS and Radiological and Nuclear (RN)-UGS

- **Urban Unattended Ground Sensors (U-UGS)**

- Provides a leave-behind, network-enabled reporting system for situational awareness and force protection in an urban setting, as well as residual protection for cleared areas in urban operations

- **Class I Unmanned Aerial System Block 0 (CL I BLK 0)**

- Provides an organic man-portable, unmanned hover & stare reconnaissance, surveillance, and target acquisition capability to the lowest echelon

- **Small Unmanned Ground Vehicle Block 1 (SUGV BLK 1)**

- Provides SA/SU and ISR to dismounts in urban terrain enabling the performance of manpower intensive or high-risk functions without exposing Soldiers directly to the hazard

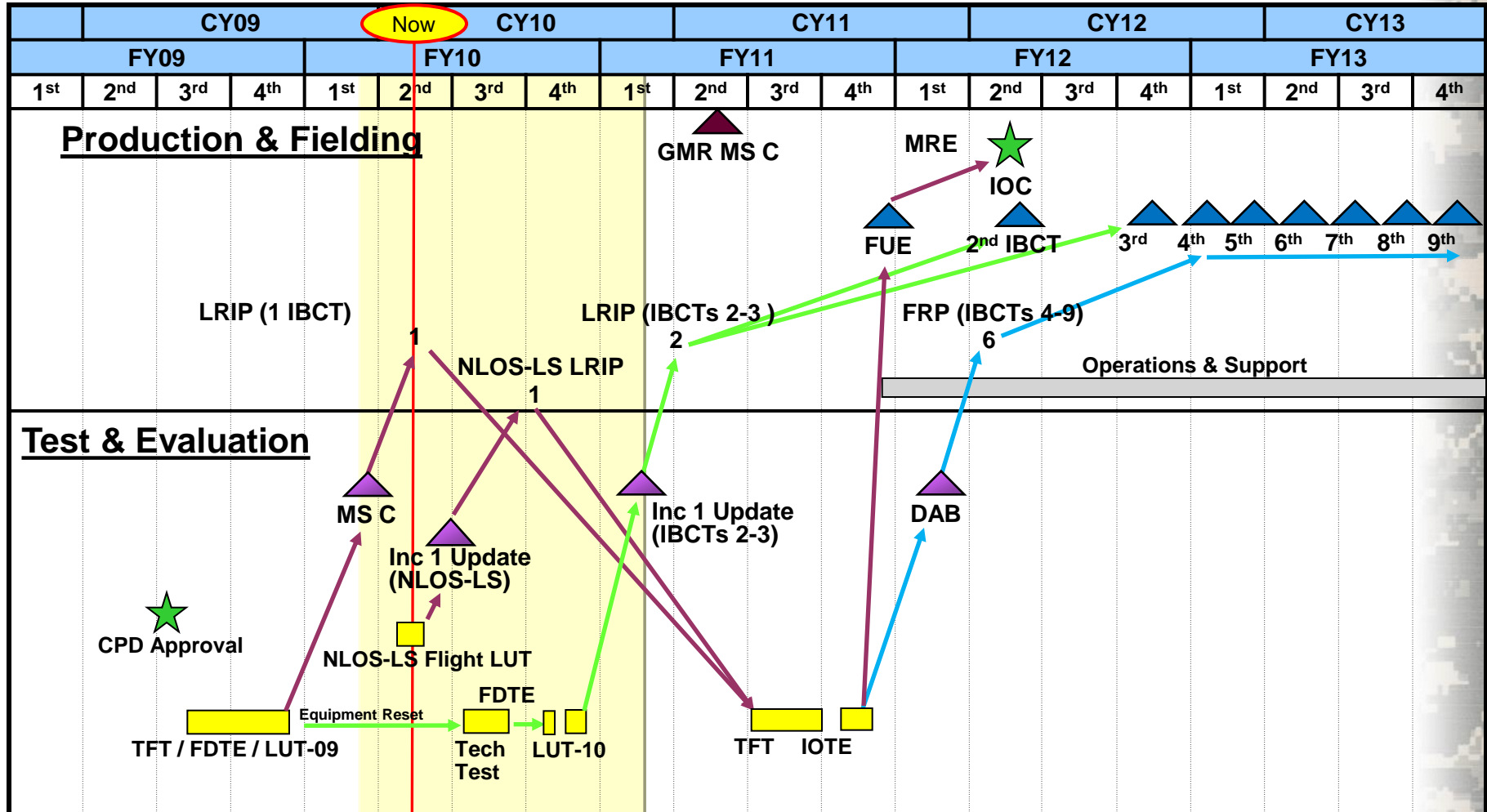
- **Range Extension Relay**

- Provides the extended range for HMS SRW to the Network Integration Kit (NIK)

- **Network Integration Kit (NIK) (or "B-KIT") Increased Functionality in Battle Command**

- Provides the introduction of the PEO I network and fusion of current force capability with the future force. Joint software programmable radio with multiple waveforms to share more information, connection to unattended sensors, connection to Joint Network Inc 1 Network Kits (HMMWV)

Increment 1 Schedule



Recent Increment 1 Highlights



- Transitioned from HBCT to IBCT
- Accelerated the integration of UAS and SUGV
- Successfully completed TFTs, FDT&E, and LUT with AETF in an operationally relevant environment
- Successful CDR
- Achieved MS-C for Inc 1

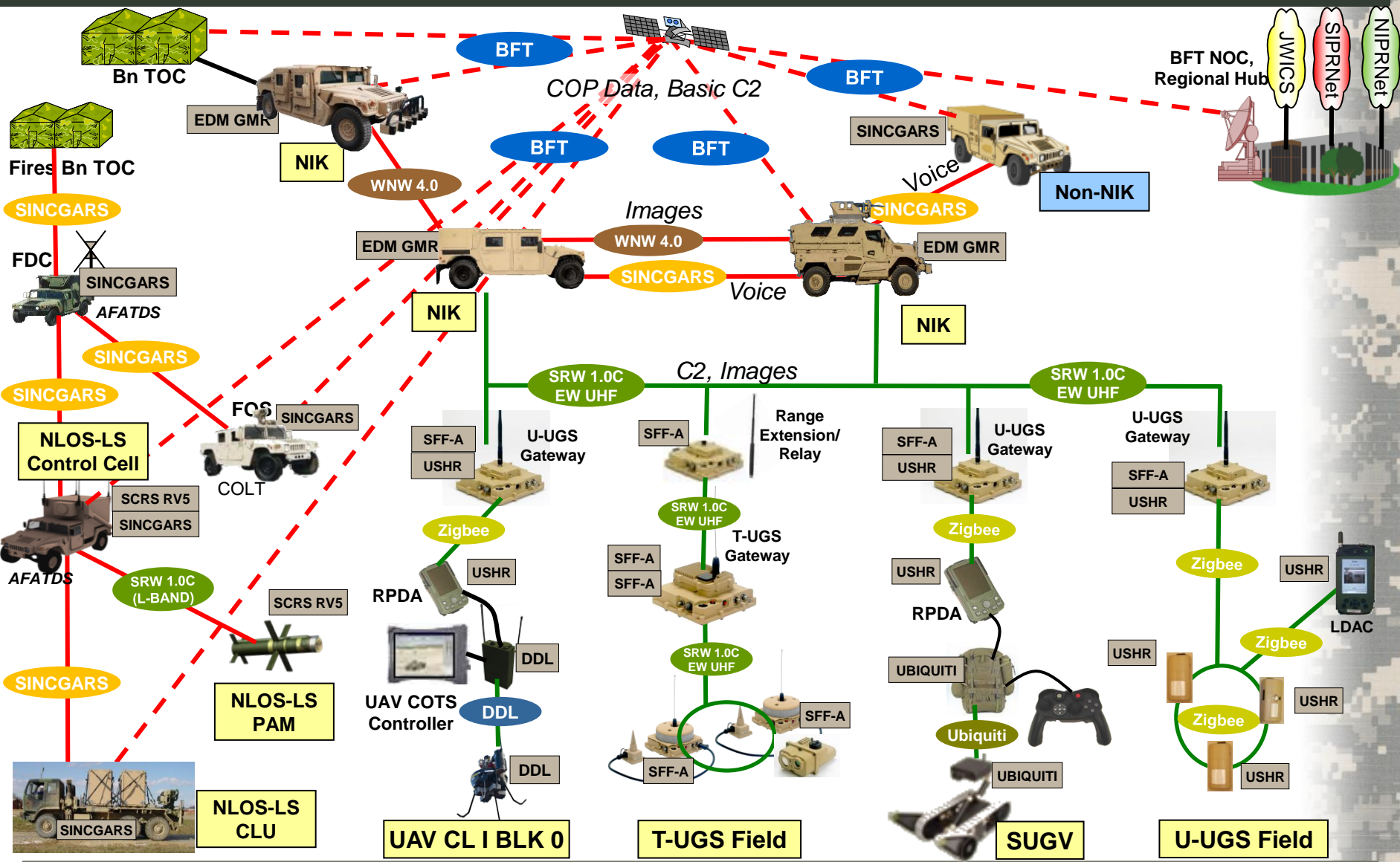


"We are listening to our Soldiers and commanders in the field, and we are giving them the capabilities they need-as fast as we can so that they can win in the current fight. We are able to do this due to the technologies that have matured over the past few years." - GEN Casey, CSA



Increment 1 Network Architecture

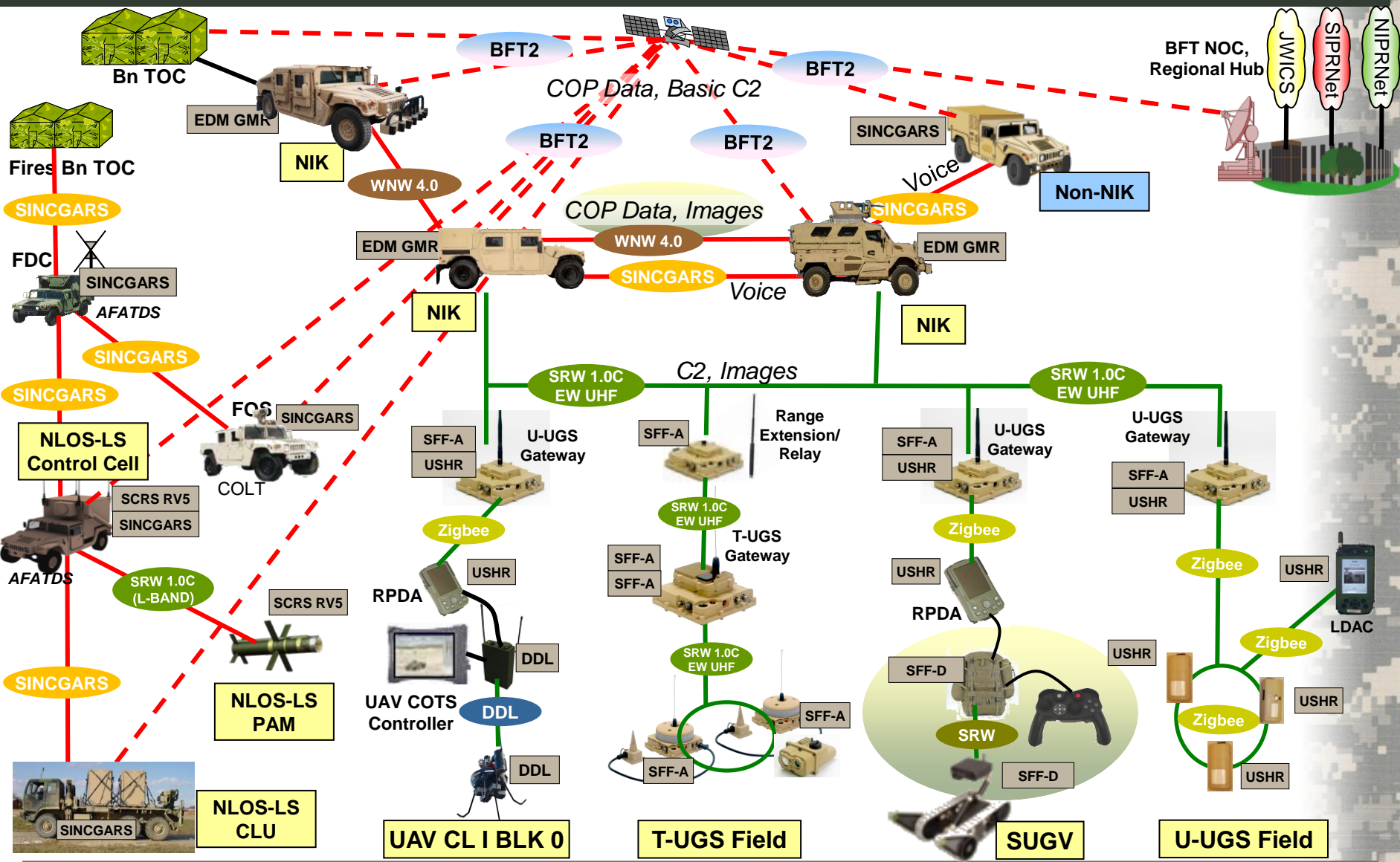
IBCT 1-3 Fielding





Increment 1 Network Architecture

IBCT 4-9 Fielding






Inc 1 LRIP Radios and Waveforms

	Radio	Waveforms
NIK	EDM GMR – 4 channel BFT Transceiver	SRW 1.0c, WNW 4.0, SINGARS v7.0 BFT
T-UGS Gateway	HMS SFF-A (LH) HMS SFF-A (SH)	SRW 1.0c (LH) SRW 1.0c (SH)
T-UGS SH nodes	HMS SFF-A	SRW 1.0c
U-UGS Gateway	HMS SFF-A (LH) UGS Short Haul Radio	SRW 1.0c (LH), IEEE 802.15.4 (SH)
U-UGS SH nodes	UGS Short Haul Radio	IEEE 802.15.4 (SH)
NLOS-LS CLU	SINGARS	SINGARS v7.0
NLOS-LS PAM	SCRS Radio	SRW 1.0c
NLOS-LS Control Cell	SCRS Radio SINGARS	SRW 1.0c SINGARS v7.0
SUGV	Ubiquiti SR4	802.11a
CL I UAS	DDL	SUAS DDL


Increment 2 IBCT Capabilities



**Class I
Unmanned Air
Vehicle (UAV)**



**Non-Line of
Sight Launch
System
(NLOS-LS)**



ARV- A(L)

Network Integration Kits

Updated NIKs with integration of improved computing, updated Battle Command incorporating advanced C2 (Orders processing, Whiteboard, Email, Distributed Fusion, integrated COP, plus additional BCS capabilities)

Tactical /Urban UGS

Block upgrade to UGS Software

Range Extension Relay

Block upgrade to UGS Software

Class I UAS – Block 1

Vehicle update with improved engine performance, incorporation of advanced EO/IR sensor and Laser Designation

Small Unmanned Ground Vehicle

Vehicle update with change to HMS Radio, advanced EO/IR sensor and incorporation of Tether

Common Controller

Development of Spiral 2 Common Controller for integration with SUGV, Class 1, and U-UGS in support of BCT4. Development of Spiral 3 CC with lighter weight packaging, advanced battle command and integration with GSE

ARV-A(L)

The ARV-A (L) is an armed unmanned ground vehicle. It consists of an operator control interface, chassis platform, video capability, digital communications and audio relay modules (plug in), and sensor mission modules. These systems will possess mobility to support dismounted forces. The ARV-A (L) is equipped with offensive weapons for line of sight (LOS) capability and a beyond line of sight (BLOS) capability.

**Network
Integration
Kits**



**Common
Controller**




**Small Unmanned Ground
Vehicle (SUGV)**



**Network Integration
Kits**



**Tactical and Urban
Unattended Ground
Sensors
(UGS)**





Questions?



Brian Baroni
brian.baroni@us.army.mil
732-427-2003