



Information and Technology for Better Decision Making

2011 Regional Proficiency Survey

Tabulations of Responses



Additional copies of this report may be obtained from:

Defense Technical Information Center

ATTN: DTIC-BRR

8725 John J. Kingman Rd., Suite #0944

Ft. Belvoir, VA 22060-6218

Or from:

<http://www.dtic.mil/dtic/order.html>

Ask for report by ADA 561 788

2011 REGIONAL PROFICIENCY SURVEY: TABULATIONS OF RESPONSES

**Defense Manpower Data Center
Human Resources Strategic Assessment Program
4800 Mark Center Drive, Suite 04E25-01, Alexandria, VA 22350-4000**

Acknowledgments

Defense Manpower Data Center (DMDC) is indebted to numerous people for their assistance with the *2011 Regional Proficiency Survey*, which was conducted on behalf of the Office of the Under Secretary of Defense for Personnel and Readiness (OUSD[P&R]). The *QuickCompass* program is conducted under the leadership of Kristin Williams, Director of the *Human Resources Strategic Assessment Program* (HRSAP).

Policy officials contributing to the development of this survey included Gary Bauleke, Defense Language and National Security Education Office (DLNSEO).

DMDC's Survey Design, Analysis, and Operations Branch, under the guidance of Lindsay Rock, Acting Branch Chief, is responsible for the development of questionnaires used in the *QuickCompass* program. The lead survey design analyst on this survey was Vanessa Johnson. She was supported in these efforts by Robert Tinney. Margaret Coffey, Acting Team Lead of Survey Operations, was responsible for the survey database construction and archiving and also served as the lead operations analyst.

DMDC's Statistical Design Branch, under the guidance of David McGrath, Branch Chief, is responsible for sampling and weighting methods used in the *QuickCompass* program. Dorothy Kester Jackman, SRA International, Inc., in consultation with Fawzi Al Nassir, SRA International, Inc., developed the weights for this survey. Susan Reinhold and Carole Massey provided programming support for the sampling and weighting tasks. Data Recognition Corporation (DRC) performed data collection and editing.

Mary Padilla, SRA International, Inc., formatted and assembled this tabulation volume using DMDC's Survey Reporting Tool. A team consisting of Kimberly Williams, Margaret Coffey, Vanessa Johnson, and Lindsay Rock completed quality control for this tabulation volume.

Table of Contents

	<u>Page</u>
Introduction to the Survey	1
Survey Methodology	3
Tabulation Procedures	5
References.....	8
Tabulations of Responses.....	9
Survey Instrument.....	235

List of Tabulations by Question Number

<u>Question</u>	<u>Page</u>
BACKGROUND INFORMATION	
1. What is your current paygrade as of November 7, 2011?	10
2. How many years of military service have you completed (including enlisted, warrant officer, commissioned officer time and military service years)?	11
3. Are you Spanish/Hispanic/Latino?.....	12
4. What is your race?	13
5. Were you born in one of the 50 United States or the District of Columbia?.....	14
7. Did you have any experiences outside of the 50 United States and the District of Columbia before entering into military and/or government service?	15
8. Which of the following experiences did you have outside of the 50 United States and the District of Columbia before entering into military and/or government service?	16
10. How long were you outside of the 50 United States and the District of Columbia for this experience?	17
a. Study abroad	17
b. Volunteer programs (e.g., Peace Corps, Missionary)	18
c. Employment other than volunteer programs	19
d. Vacation (e.g., touring or visiting family)	20
e. With the military as a dependent	21
f. Other.....	22

11. What is the highest degree or level of school that you have completed? 23
12. Did you complete double majors for your Bachelor's degree?..... 24

REGIONAL PROFICIENCY

16. When you were growing up, did anyone in your household use a language other than English? 25
18. Before age 18, did you live in a U. S. territory or any country other than the United States? 26
19. How many different countries or U. S. territories, outside of the 50 United States and the District of Columbia, did you live in before your 18th birthday?..... 27
20. How many different states (in the U. S. and including the District of Columbia) did you live in before your 18th birthday? 28
21. Is any language other than English used in your current household? 29
23. In terms of your cultural identity, which of the following do you consider yourself to be? 30
24. Have you completed any self-study on a geographic area outside of the 50 United States and the District of Columbia? 31
26. What year did you complete your self-study? 32
27. Have you completed the following Professional Military Education (PME)? 33
28. What year did you complete the following Professional Military Education (PME)? {Subitem d was not endorsed}..... 34
- a. Expeditionary Warfare School (EWS; previously Amphibious Warfare School)..... 34
- b. Marine Corps Command and Staff College (CSC) 35
- c. USMC School of Advanced Warfighting (SAW)..... 36
- e. Joint Forces Staff College (JFSC) 37
- f. Industrial College of the Armed Forces (ICAF) 38
- g. Naval Postgraduate School (NPS)..... 39
- h. National War College (NWC) 40
- i. Sister School Command and Staff College (Air, Army, Naval)..... 41
- j. Sister School Advanced Intermediate Program (School of Advanced Air and Space Studies/Advanced Studies Military Program at SAMS/Maritime Advanced Warfighting School; previously NOPC) 42
- k. Sister School War College (Air, Army, Naval) 43

l.	Other.....	44
29.	Have you completed the following Professional Military Education (PME)? {Subitems a-j}.....	45
29.	Have you completed the following Professional Military Education (PME)? {Subitems k-s}.....	46
30.	What year did you complete the following Professional Military Education (PME)? {Subitems e, f, g, h, i, n, o, p, q, and r were not endorsed}.....	47
a.	Leading Marines (Previously two courses: "Fundamentals of Marine Corps Leadership MCI" and "Counseling for Marines MCI").....	47
b.	Sergeant Course (SGTDEP/SNCOASC).....	48
c.	Career Course (SNCOCDEP/SNCOACC).....	49
d.	Advanced Course (SNCOAAC & SNCOADEP).....	50
j.	Warrant Officer Basic Course.....	51
k.	Expeditionary Warfare School (EWS; previously Amphibious Warfare School).....	52
l.	Marine Corps Command and Staff College (CSC).....	53
m.	USMC School of Advanced Warfighting (SAW).....	54
s.	Other.....	55
31.	Have you completed the following Professional Military Education (PME)? {Subitems a-g}.....	56
31.	Have you completed the following Professional Military Education (PME)? {Subitems h-n}.....	57
32.	What year did you complete the following Professional Military Education (PME)?.....	58
a.	Air and Space Basic Course (ASBC).....	58
b.	Squadron Officer School (SOS; before July 2011).....	59
c.	Squadron Officer School (SOS; after July 2011).....	60
d.	Air Command and Staff College (ACSC).....	61
e.	Joint Forces Staff College (JFSC).....	62
f.	Industrial College of the Armed Forces (ICAF).....	63
g.	Air War College (AWC).....	64
h.	Naval Postgraduate School (NPS).....	65
i.	National War College (NWC).....	66
j.	Sister School Command and Staff College (Army, Marine Corps, Naval).....	67

k.	School of Advanced Air and Space Studies (SAASS)	68
l.	Sister School Advanced Intermediate Program (Advanced Studies Military Program at SAMS/School of Advanced Warfighting/ Maritime Advanced Warfighting School; previously NOPC).....	69
m.	Sister School War College (Army, Marine Corps, Naval)	70
n.	Other.....	71
33.	Have you completed the following Professional Military Education (PME)? {Subitems a-g}.....	72
33.	Have you completed the following Professional Military Education (PME)? {Subitems h-n}.....	73
34.	What year did you complete the following Professional Military Education (PME)? {Subitems e, h, and m were not endorsed}.....	74
a.	Basic Officer Leaders Course (BOLC II/III or BOLC-B; previously Officer Basic Course).....	74
b.	Captains Career Course (CCC; previously Officer Advanced Course and CAS3).....	75
c.	Intermediate Level Education (ILE) at US Army Command and General Staff School (CGSS)	76
d.	Joint Forces Staff College (JFSC)	77
f.	National War College (NWC)	78
g.	School of Advanced Military Studies (SAMS) - Advanced Studies Military Program (ASMP)	79
i.	US Army War College (USAWC)	80
j.	Naval Postgraduate School (NPS).....	81
k.	Sister School Command and Staff College (Air, Marine Corps, Naval)	82
l.	Sister School War College (Air, Marine Corps, Naval).....	83
n.	Other.....	84
35.	Have you completed the following Professional Military Education (PME)? {Subitems a-h}.....	85
35.	Have you completed the following Professional Military Education (PME)? {Subitems i-o}	86
36.	What year did you complete the following Professional Military Education (PME)? {Subitem n was not endorsed}.....	87
a.	Basic Combat Training (BCT)	87
b.	Warrior Leader Course (WLC; previously PLDC)	88

c.	Advanced Leader Course (ALC; previously BNCOC).....	89
d.	Senior Leader Course (SLC; previously ANCOC)	90
e.	First Sergeant Course (FSC)	91
f.	Sergeants Major Course (SMC).....	92
g.	Senior Enlisted JPME (SEJPME) Course through NDU JFSC	93
h.	CSEL KEYSTONE Course	94
i.	Warrant Officer Candidate School (WOCS).....	95
j.	Warrant Officer Basic Course (WOBC).....	96
k.	Warrant Officer Advanced Course (WOAC)	97
l.	Warrant Officer Staff Course (WOSC)	98
m.	Warrant Officer Senior Staff Course (WOSSC)	99
o.	Other.....	100
37.	Have you completed the following Professional Military Education (PME)?	101
38.	What year did you complete the following Professional Military Education (PME)? {Subitem g was not endorsed}	102
a.	US Naval War College (USNWC)	102
b.	Joint Forces Staff College (JFSC)	103
c.	Naval Postgraduate School (NPS).....	104
d.	Industrial College of the Armed Forces (ICAF)	105
e.	National War College (NWC)	106
f.	Sister School Command and Staff College (Air, Army, Marine Corps).....	107
h.	Sister School War College (Air, Army, Marine Corps)	108
i.	Other.....	109
39.	Have you completed the following Professional Military Education (PME)?	110
40.	What year did you complete the following Professional Military Education (PME)? {Subitems a, b, c, e, f, h, i, j, k, and l were not endorsed}.....	111
d.	Navy Senior Enlisted Academy (SEA, at Naval War College)	111
g.	Warrant Officer Basic Course	112
m.	Other.....	113
41.	Did you complete the following courses at the US Naval War College (USNWC)?	114

42.	What year did you complete the following courses at the US Naval War College (USNWC)?	115
a.	College of Naval Command and Staff (CNCS)	115
b.	College of Naval Warfare (CNW).....	116
c.	Maritime Advanced Warfighting School (MAWS; previously Naval Operator Planner Course or NOPC)	117
43.	Have you completed the following Professional Military Education (PME) or professional development courses?	118
44.	What year did you complete the following Professional Military Education (PME) or professional development course(s)? {Subitem I was not endorsed}	119
a.	Command and Staff College (Air, Army, Marine Corps, or Naval)	119
b.	War College (Air, Army, Marine Corps, or Naval)	120
c.	Joint Forces Staff College (JFSC)	121
d.	Industrial College of the Armed Forces (ICAF)	122
e.	Naval Postgraduate School (NPS).....	123
f.	National War College (NWC)	124
g.	Executive Leadership Program.....	125
h.	Foreign Service Institute (FSI) - Senior Seminar	126
i.	Harvard National Security Fellowship	127
j.	Leadership and Management School (LAMS)	128
k.	Management Development Seminar I (formerly Seminar for New Managers).....	129
m.	Other.....	130
45.	Did you complete the following courses at the Joint Forces Staff College (JFSC)?	131
46.	What year did you complete the following courses at the Joint Forces Staff College (JFSC)?.....	132
a.	Joint Advanced Warfighting School (JAWS).....	132
b.	Joint & Combined Warfighting School (JCWS)	133
c.	Joint Command, Control & Information Operations School (JC2IOS).....	134
d.	Advanced Joint Professional Military Education (AJPME)	135
e.	Joint Transition Course (JTC)	136
f.	Homeland Security Planner's Course (HLSPC).....	137

g.	Joint, Interagency, and Multinational Planner's Course (JIMPC)	138
47.	Have you completed the following Enlisted Professional Military Education (EPME) and Enlisted Joint Professional Military Education (EJPME)?	139
48.	What year did you complete the following Enlisted Professional Military Education (EPME) and Enlisted Joint Professional Military Education (EJPME)?	140
a.	Leading Marines (Previously Fundamentals of Marine Corps Leadership MCI and Counseling for Marines MCI)	140
b.	Sergeant Course (SGTDEP/SNCOASC)	141
c.	Career Course (SNCOCDP/SNCOACC)	142
d.	Advanced Course (SNCOAAC/SNCOADEP)	143
e.	First Sergeants Course (FSC)	144
f.	First Sergeant/Master Sergeant Seminar	145
g.	Sergeant Major/Master Gunnery Sergeant Symposium	146
h.	Senior Enlisted JPME (SEJPME) Course through NDU JFSC	147
i.	CSEL KEYSTONE Course	148
j.	Other EPME and EJPME	149
49.	Have you taken any similar Enlisted Professional Military Education (EPME) or Enlisted Joint Professional Military Education (EJPME) at a sister Service school?	150
51.	What year did you complete the similar Enlisted Professional Military Education (EPME) or Enlisted Joint Professional Military Education (EJPME) at a sister Service school?	151
52.	Have you taken any similar Enlisted Professional Military Education (EPME) or Enlisted Joint Professional Military Education (EJPME) at an international school?	152
54.	What year did you complete the similar Enlisted Professional Military Education (EPME) or Enlisted Joint Professional Military Education (EJPME) at an international school?	153
55.	Have you completed the following Developmental Education (DE) and Enlisted Joint Professional Military Education (EJPME)?	154
56.	What year did you complete the following Developmental Education (DE) and Enlisted Joint Professional Military Education (EJPME)?	155
a.	Basic Military Training (BMT)	155
b.	Airman Leadership School (ALS)	156
c.	Noncommissioned Officer Academy (NCOA)	157

d.	Air Force Senior Noncommissioned Officer Academy (AFSNCOA) ...	158
e.	Chief Master Sergeant Leadership Course (CLC)	159
f.	Senior Enlisted JPME (SEJPME) Course through NDU JFSC	160
g.	CSEL KEYSTONE Course	161
h.	Other.....	162
57.	Have you taken any similar Developmental Education (DE) or Enlisted Joint Professional Military Education (EJPME) at a sister Service school? ...	163
59.	What year did you complete the similar Developmental Education (DE) or Enlisted Joint Professional Military Education (EJPME) at a sister Service school?	164
60.	Have you taken any similar Developmental Education (DE) or Enlisted Joint Professional Military Education (EJPME) at an international school? ...	165
62.	What year did you complete the similar Developmental Education (DE) or Enlisted Joint Professional Military Education (EJPME) at an international school?	166
63.	Have you completed the following Noncommissioned Officer Education (NCOE) and Enlisted Joint Professional Military Education (EJPME)?	167
64.	What year did you complete the following Noncommissioned Officer Education (NCOE) and Enlisted Joint Professional Military Education (EJPME)?	168
a.	Basic Combat Training (BCT)	168
b.	Warrior Leader Course (WLC; previously PLDC)	169
c.	Advanced Leader Course (ALC; previously BNCOC)	170
d.	Senior Leader Course (SLC; previously ANCOG)	171
e.	First Sergeant Course (FSC)	172
f.	Sergeants Major Course (SMC).....	173
g.	Senior Enlisted JPME (SEJPME) Course through NDU JFSC	174
h.	CSEL KEYSTONE Course	175
i.	Other.....	176
65.	Have you taken any similar Noncommissioned Officer Education (NCOE) or Enlisted Joint Professional Military Education (EJPME) at a sister Service school?	177
67.	What year did you complete the similar Noncommissioned Officer Education (NCOE) or Enlisted Joint Professional Military Education (EJPME) at a sister Service school?	178

68.	Have you taken any similar Noncommissioned Officer Education (NCOE) or Enlisted Joint Professional Military Education (EJPME) at an international school?	179
70.	What year did you complete the similar Noncommissioned Officer Education (NCOE) or Enlisted Joint Professional Military Education (EJPME) at an international school?	180
71.	Have you completed the following Enlisted Professional Military Education (EPME) and Enlisted Joint Professional Military Education (EJPME)?	181
72.	What year did you complete the following Enlisted Professional Military Education (EPME) and Enlisted Joint Professional Military Education (EJPME)?	182
a.	Introductory PME (Naval War College Navy Knowledge Online).....	182
b.	Basic PME (Naval War College Navy Knowledge Online).....	183
c.	Primary PME (Naval War College Navy Knowledge Online)	184
d.	Navy Senior Enlisted Academy (SEA, at Naval War College)	185
e.	Senior Enlisted JPME (SEJPME) Course through NDU JFSC	186
f.	CSEL KEYSTONE Course	187
g.	Other.....	188
73.	Have you taken any similar Enlisted Professional Military Education (EPME) or Enlisted Joint Professional Military Education (EJPME) at a sister Service school?	189
75.	What year did you complete the similar Enlisted Professional Military Education (EPME) or Enlisted Joint Professional Military Education (EJPME) at a sister Service school?	190
76.	Have you taken any similar Enlisted Professional Military Education (EPME) or Enlisted Joint Professional Military Education (EJPME) at an international school?	191
78.	What year did you complete the similar Enlisted Professional Military Education (EPME) or Enlisted Joint Professional Military Education (EJPME) at an international school?	192
79.	Have you completed the following professional development courses?.....	193
80.	What year did you complete the following professional development courses? {Subitems g and h were not endorsed}	194
a.	Recruit Training	194
b.	Chief Petty Officer (CPO) Academy.....	195
c.	Company Commander School.....	196
d.	Leadership and Management School (LAMS)	197

e.	Senior Enlisted Leadership Course	198
f.	Air Force Senior Noncommissioned Officer Academy (AFSNOA)	199
i.	Senior Enlisted Academy (SEA)	200
j.	Senior Enlisted JPME (SEJPME) Course through NDU JFSC	201
k.	CSEL KEYSTONE Course	202
l.	Other.....	203
81.	Have you taken any similar professional development courses at a sister Service school?	204
83.	What year did you complete the similar professional development course at a sister Service school?.....	205
84.	Have you taken any similar professional development courses at an international school?.....	206
86.	What year did you complete the similar professional development course at an international school?.....	207
87.	Have you participated in any pre-deployment training that increased your culture-specific knowledge of a region?.....	208
89.	Have you taken the Defense Language Aptitude Battery (DLAB)?	209
89.	What was your score on the Defense Language Aptitude Battery (DLAB)?.....	210
90.	Do you know any language other than English?.....	211
91.	How many additional languages do you know other than English?.....	212
93.	How would you rate your level of skill in your second language?	213
94.	What was the last year in which you used your second language?.....	214
95.	Have you ever taken a language proficiency test in your second language?.....	215
96.	What year did you take your most recent language proficiency test in your second language?	216
97.	Which of the following was your most recent proficiency test in your second language?	217
105.	How would you rate your level of skill in your third language?	218
106.	What was the last year in which you used your third language?	219
107.	Have you ever taken a language proficiency test in your third language?	220
108.	What year did you take your most recent language proficiency test in your third language?.....	221
109.	Which of the following was your most recent proficiency test in your third language?.....	222

116. Have you ever been deployed or stationed outside the 50 United States and the District of Columbia? 223
117. How many times have you been deployed or stationed outside the 50 United States and the District of Columbia? 224

PREFERENCES

121. How much do you agree or disagree with each of the following statements?..... 225
- a. I can enjoy being with people whose values are very different from mine..... 225
 - b. I see myself as someone who has few artistic interests 226
 - c. I avoid settings where people don't share my values..... 227
 - d. If given a choice, I will usually visit a foreign country rather than vacation at home 228
 - e. I can be comfortable with nearly all kinds of people..... 229
 - f. I would like to live in a foreign country for a while 230
 - g. I see myself as someone who has an active imagination 231
 - h. A good teacher is one who makes you wonder about your way of looking at things..... 232
122. Are you an active duty member or in the National Guard/Reserve? Constructed from administrative data..... 233
123. Of which Service or Component are you a member? Constructed from administrative data 234

2011 REGIONAL PROFICIENCY SURVEY: TABULATIONS OF RESPONSES

Introduction to the Survey

The *Human Resources Strategic Assessment Program* (HRSAP), Defense Manpower Data Center (DMDC), conducts surveys to support the personnel information needs of the Under Secretary of Defense for Personnel and Readiness (USD[P&R]). These surveys assess the attitudes and opinions of the entire Department of Defense (DoD) community. While the primary source of information for HRSAP are *Status of Forces Surveys* (SOFS), DMDC also conducts *QuickCompass* surveys that are fast-turnaround studies targeting special topics that cannot be included on a SOFS due to timing, target population, and/or content.

This report contains tabulations of responses from the *2011 Regional Proficiency Survey (2011 QRPS)* conducted November 7 to November 28, 2011. This introduction (1) summarizes the survey content, (2) defines the total population surveyed and the subgroups used in tabulations of responses, (3) summarizes the survey methodology,¹ and (4) provides details on how to use the tabulations. The tabulations and a copy of the survey items follow this introduction.²

Survey Content

The Defense Language and National Security Education Office (DLNSEO) oversees the development of tools to track and manage regional proficiency capabilities in the force as specified in DoD Instruction 5160.70, "*Management of DoD Language and Regional Proficiency Capabilities.*" The *2011 QRPS* was requested by DLNSEO to provide survey results for the validation of a Regional Proficiency Assessment Tool that will allow the Services to assign regional proficiency ratings and record them in personnel files. Availability of this information will enable quick sorts to rapidly identify personnel with rated proficiencies in given regions. The survey was subdivided into the following three topic areas:

1. *Background Information*—Paygrade, years of service, race/ethnicity, country or U.S. territory of birth, experiences outside of the 50 United States and the District of Columbia before entering into military and/or government service, and education.
2. *Regional Proficiency*—Languages other than English used in household when growing up; U.S. territories or countries other than the United States and the District of Columbia lived in before age 18; different states lived in before age 18; languages other than English used in current household; cultural identity; self-study on a geographic area outside the 50 United States and the District of Columbia; completion of Professional Military Education (PME), Enlisted Professional Military Education (EPME), Enlisted Joint Professional Military Education (EJPME), Developmental Education

¹ Refer to DMDC (2012b) to obtain details on survey methodology.

² Refer to DMDC (2012a) to view a screen-shot version of the survey as it appeared on the Web.

(DE), Noncommissioned Officer Education (NCOE), or professional development courses; participation in pre-deployment training that increased culture-specific knowledge of a region; completion and test scores on the Defense Language Aptitude Battery; knowledge of languages other than English; self-ratings of levels of skill in languages other than English; last year in which languages other than English were used; completion and test scores on most recent language proficiency tests for languages other than English; deployment(s) or posting(s) outside the 50 United States and the District of Columbia; and percentages of time spent in activities outside the perimeter of the military base during each deployment or posting.

3. *Preferences*—Measure of cultural adaptability.

Population and Reporting Categories

The target population for the *2011 QRPS* consisted of active duty members from the Army, Navy, Marine Corps, Air Force, and Coast Guard and members from the Selected Reserve (SELRES) in Reserve Unit, Active Guard/Reserve (AGR/FTS/AR;³ Title 10 and Title 32), or Individual Mobilization Augmentee (IMA) programs from the Army National Guard (ARNG), U.S. Army Reserve (USAR), U.S. Navy Reserve (USNR), U.S. Marine Corps Reserve (USMCR), Air National Guard (ANG), and U.S. Air Force Reserve (USAFR) who 1) had at least six months of service at the time the questionnaire was first fielded and 2) were below flag rank at the time of selection.

Survey results are presented for the total population and by a variety of reporting categories. To form the reporting categories for the tabulations, respondents are classified by survey self-report where possible. If the self-reported data were missing, then DMDC's *Active Duty Master Edit File (ADMF)* or *Reserve Components Common Personnel Data System (RCCPDS)* was used to impute the subgroup classification at the time of sampling. For the reporting categories in *Total Force*, *Service/Component*, and *Gender*, record data from the *ADMF* and *RCCPDS* were used to classify respondents. Survey results are tabulated by:

- *Total Force*—The categories include *Total Active Duty*, *Total Reserve*, and *Total National Guard*.
- *Service/Component*—The categories include *Army/ARNG/USAR*, *Navy/USNR*, *Marine Corps/USMCR*, *Air Force/ANG/USAFR*, and *Coast Guard*.
- *Paygrade*—The *Enlisted* subgroup includes all enlisted paygrades (E1-E9) and is further broken into the following groups: *3 to 5 Years of Service* (i.e., first-term decision window), *6 to 9 Years of Service* (i.e., second-term decision window), *E1 – E4* (i.e., junior enlisted), and *E5 – E9* (i.e., senior

³ Names for this program vary among Reserve components: AGR/FTS/AR is a combination of Active Guard/Reserve (AGR), Full-Time Support (FTS), and Active Reserve (AR).

enlisted). The *Officers* subgroup includes warrant officers (*W1 – W5*) and commissioned officers (*O1 – O3* and *O4 – O6*).

- *Education—No College* includes anyone without college credit. *Some College* includes those with some college credit, including a 2-year degree, but does not include those with a 4-year degree. *4-Year Degree* includes those with a 4-year degree and those with some graduate school, but no graduate or professional degree. *Graduate/Professional Degree* includes those with masters, doctorates, or other professional degrees.
- *Race/Ethnicity—Total Minority* includes all persons marking one or more of the races other than White and/or marking that they are Spanish/Hispanic/Latino. *Non-Hispanic Black* includes persons marking only⁴ Black or African American and not reporting being Spanish/Hispanic/Latino. *Hispanic* includes anyone marking that they are Spanish/Hispanic/Latino, regardless of how they answered the question on race. The reporting categories are consistent with requirements of the *Standards for Maintaining, Collecting, and Presenting Federal Data on Race and Ethnicity* (1997).
- *Gender*—This category is self-explanatory.
- *Service/Component by Paygrade*—The categories include each of the Services/Components by *Enlisted* and *Officers*.

Survey Methodology

Data were collected on the Web between November 7 and November 28, 2011. An announcement e-mail was sent to sample members beginning November 7, 2011. This announcement e-mail explained why the survey was being conducted, how the survey information would be used, and why participation was important. Throughout the administration period, four additional e-mail reminders were sent to encourage survey participation.

Single-stage, nonproportional stratified random sampling⁵ procedures were used. The sample consisted of 40,008 individuals drawn from the sample frame constructed from DMDC's *ADMF* or *RCCPDS*. Members of the sample became ineligible if they indicated in the survey or by other contact (e.g., telephone calls to the data collection contractor) that they were not on active duty or in a Reserve component as of the first day of the Web survey, November 7, 2011 (1.3% of the sample).

⁴ Persons marking they are Black or African American and another race are not in this category.

⁵ In stratified random sampling all members of a population are categorized into homogeneous groups. For example, members might be grouped by gender and Service (e.g., all male Army personnel in one group, all female Navy personnel in another). Small groups are oversampled in comparison to their proportion of the population so there will be enough responses from small groups to analyze. Weights are used so that groups are correctly represented in the analyses.

Completed surveys (defined as 50% or more of the questions asked of all participants answered) were received from 5,978 eligible respondents. The overall weighted response rate for eligibles, corrected for nonproportional sampling and nonlocation, was 14.6%.

Data were weighted using the industry standard three-stage process. This form of weighting produces survey estimates of population totals, proportions, and means (as well as other statistics) that are representative of their respective populations. Unweighted survey data, in contrast, are likely to produce biased estimates of population statistics. The three-stage process of weighting consists of the following steps:

- *Adjustment for selection probability*—Probability samples such as the sample for this survey are selected from lists, and each member of the list has a known nonzero probability of selection. For example, if a list contained 10,000 members in a demographic subgroup, and the desired sample size for the subgroup was 1,000, one in every tenth member of the list would be selected. During weighting, this selection probability (1/10) is taken into account. The base, or first weight, used to adjust the sample is the reciprocal of the selection probability. In this example, the adjustment for selection probability (base weight) is 10 for members of this subgroup.
- *Adjustments for nonresponse*—Some sampled members do not respond to the survey. Continuing the previous example, suppose only half of sample members, 500, completed and returned a survey. Because the unweighted sample size would only be 500, weights are needed to project the sample up to the subgroup population total (10,000). In this case, the base-weighted respondents would sum to only 5,000 weighted respondents. To adjust for nonresponse, the base weights are multiplied by the reciprocal of the nonresponse rate. In this example, the base weight (10) is multiplied by the reciprocal of the nonresponse rate (2) to create a new weight of 20. The weighted sample sums to the subgroup population total of 10,000.
- *Adjustment to known population values*—The first of the two previous weighting adjustments are applied according to the demographic groupings used in designing the subgroups for the sample. The second is based on population characteristics that are known to be related to whether a sample person responds to the survey. Because the sample design and adjustments for nonresponse cannot take into account all demographic differences related to who responds to a survey and how they respond, auxiliary information is used to increase the precision of survey estimates. For this reason, a final weighting adjustment is computed that reproduces population totals for important demographic groupings related to who responds to a survey and how they might answer the survey. Suppose in our example the population for the subgroup was 8,500 men and 1,500 women but the nonresponse-adjusted weighted estimates from the respondents was 7,000 men and 3,000 women. To dampen this possible bias and reproduce known population totals, the weights would be adjusted by 1.21 for men and 0.5 for women so that the final weights for men and

women would be 24.3 and 10, which would give unbiased estimates of the total and of women and men in the subgroup.

Table 1 (page 6) shows the number of respondents and the portion of total respondents in each reporting group. Also shown are the number of members and the portion of total members in each reporting group. Differences in the percentages of respondents and population for the reporting categories reflect differences in the number sampled, as well as differences in response rates.

Tabulation Procedures

Tabulations⁶ for each question from the survey are shown on a single page. The text of the questions and response options are shown at the top of the page. To compress the width of columns in the tables, the response options are shown with a number or letter. The number or letter is then used as the column heading for those responses. The central feature of the tabulations is the percentage of members choosing the response option indicated by the column heading. Within a set of response options, percentages may not add to 100% due to rounding error.

Where an item lends itself to presentation as an average, that average is also shown as both a number estimate and in a bar chart. The averages lend themselves to a quick scan for reporting groups differing from other similarly defined groups. Where a true response continuum is available (e.g., number of years of military service), the mean of that continuum is presented; in other cases, the responses are averages of the numeric scales presented with the response options. Where there is a simple binomial response (e.g., yes/no), only one percentage is presented. In this case, the bar chart represents that percentage.

On each page of tabulations, the first column lists the reporting group shown in that row. The second column, *Percent Responding*, lists the portion of the reporting group represented in the estimates in that row. In most cases, if this percentage is not 100, it reflects item nonresponse, and the table includes a note that “Percent responding are military members who answered the question.”

⁶ Details on data editing and preparation are provided by DMDC (2012a).

Table 1.
Number of Respondents (Total) and Estimated Population by Reporting Categories

	Respondents		Estimated Population				Max ME
	Count	Percent	Totals		Percent		
TOTAL FORCE	5,978	100%	2,227,649	±19,454	100%		
Total Active Duty	4,471	75%	1,411,693	±4,319	63%		±1
Total Reserve	744	12%	420,309	±37,709	19%		±2
Total National Guard	763	13%	395,647	±34,739	18%		±2
SERVICE/COMPONENT							
Army/ARNG/USAR	1,911	32%	1,086,369	±16,811	49%		±1
Navy/USNR	1,038	17%	375,959	±4,845	17%		±1
Marine Corps/USMCR	970	16%	228,756	±7,715	10%		±1
Air Force/ANG/USAFR	1,376	23%	495,522	±3,596	22%		±1
Coast Guard	683	11%	41,043	±629	2%		±1
PAYGRADE							
Enlisted	3,456	58%	1,846,003	±22,900	83%		±1
3 to 5 Years of Service	443	7%	433,701	±46,795	19%		±3
6 to 9 Years of Service	616	10%	291,790	±36,917	13%		±2
E1 – E4	708	12%	850,094	±34,717	38%		±2
E5 – E9	2,748	46%	995,909	±26,946	45%		±2
Officers	2,522	42%	381,646	±12,759	17%		±1
W1 – W5	439	7%	34,018	±1,715	2%		±1
O1 – O3	994	17%	190,535	±11,868	9%		±1
O4 – O6	1,089	18%	157,093	±6,180	7%		±1
EDUCATION							
No College	648	11%	364,517	±39,240	16%		±2
Some College	2,521	42%	1,179,413	±48,407	53%		±3
4-Year Degree	1,553	26%	437,714	±38,094	20%		±2
Graduate/Professional Degree	1,256	21%	246,005	±22,349	11%		±2
RACE/ETHNICITY							
Non-Hispanic White	3,659	61%	1,393,932	±27,952	63%		±2
Total Minority	2,306	39%	830,596	±31,602	37%		±2
Non-Hispanic Black	882	15%	321,433	±25,912	14%		±2
Hispanic	696	12%	303,446	±33,216	14%		±2
GENDER							
Male	5,049	84%	1,825,044	±40,969	82%		±2
Female	929	16%	402,605	±39,909	18%		±2
SERVICE/COMPONENT BY PAYGRADE							
Army/ARNG/USAR Enlisted	1,110	19%	899,689	±20,518	40%		±1
Army/ARNG/USAR Officers	801	13%	186,680	±12,301	8%		±1
Navy/USNR Enlisted	582	10%	308,112	±5,663	14%		±1
Navy/USNR Officers	456	8%	67,847	±3,081	3%		±1
Marine Corps/USMCR Enlisted	404	7%	203,129	±7,699	9%		±1
Marine Corps/USMCR Officers	566	9%	25,627	±501	1%		±1
Air Force/ANG/USAFR Enlisted	950	16%	402,441	±3,412	18%		±1
Air Force/ANG/USAFR Officers	426	7%	93,081	±1,459	4%		±1
Coast Guard Enlisted	410	7%	32,632	±667	1%		±1
Coast Guard Officers	273	5%	8,411	±238	0%		±1

Not all questions apply to every respondent. Where possible, the Web survey is programmed to skip questions that do not apply to respondents. For example, Q8 (Which of the following experiences did you have outside of the 50 United States and the District of Columbia before entering into military and/or government service?) does not apply to those who marked in Q7 that they did not have any experiences outside of the 50 United States and the District of Columbia before entering into military and/or government service. The table note for this question indicates, “Percent responding are military members who answered the question and who reported they had some type of experience outside of the United States and the District of Columbia before entering into military and/or government service (Q7).”

Margins of Error

The complex sample design required weighting to produce population estimates (e.g., percent female). Because of weighting, conventional formulas for calculating the margin of error will overstate the reliability of the estimate.⁷ For this report, variance estimates were calculated using SUDAAN[®] PROC DESCRIPT (Research Triangle Institute, 2004).

By definition, sample surveys are subject to sampling error. Standard errors are estimates of the variance around population parameters, such as percentages or means, and are used to construct margins of error (i.e., confidence interval half-widths). Percentages and means in these tabulations are reported with margins of error based on 95% confidence intervals. In order to compress the data display, only the maximum margin of error (Max ME) for each reporting category is shown. That is, the tab volume shows only the largest margin of error for the percentages or means in each row. For each average shown in these tabulations, its margin of error is also printed.

The following reporting conventions are used:

- “0” indicates that no one in any reporting group selected the response option,
- NR indicates the estimate is *Not Reportable* and is suppressed because of low reliability. Estimates of low reliability are suppressed based on criteria defined in terms of nominal sample size (less than 5), effective sample size (less than 15), or relative standard error (greater than 0.225),
- NA indicates the question was *Not Applicable* because the question did not apply to respondents in the reporting category based on answers to previous questions,
- no Max ME is printed when all percentages in the row are shown as NR,

⁷ As a result of differential weighting, only certain statistical software procedures, such as SUDAAN[®], correctly calculate standard errors, variances, or tests of statistical significance for stratified samples.

- no margin of error is printed for an average when it is shown as NR.

References

DMDC. (2012a). *2011 Regional Proficiency Survey: Administration, datasets, and codebook* (Report No. 2012-006). Arlington, VA: Author.

DMDC. (2012b). *2011 Regional Proficiency Survey: Statistical methodology report* (Report No. 2012-005). Arlington, VA: Author.

Research Triangle Institute. (2004). *SUDAAN[®] Language Manual, Release 9.0*. Research Triangle Park, NC: Research Triangle Institute.

Standards for Maintaining, Collecting, and Presenting Federal Data on Race and Ethnicity, 62 Fed. Reg. 58781 (1997).

Tabulations of Responses

1. What is your current paygrade as of November 7, 2011?1. E1-E4
4. O1-O32. E5-E9
5. O4-O63. W1-W5
6. None, I have separated or retired

	Percent Responding		Percentages						Max ME
			1	2	3	4	5	6	
TOTAL FORCE	100	±1	38	45	2	9	7	0°	±2
Total Active Duty	100	±1	39	43	2	9	7	0°	±2
Total Reserve	100	±1	45	39	1	7	9	0°	±6
Total National Guard	100	±0	29	56	2	8	6	0°	±7
SERVICE/COMPONENT									
Army/ARNG/USAR	100	±1	41	41	3	9	6	0°	±3
Navy/USNR	100	±1	32	50	0	9	9	0°	±3
Marine Corps/USMCR	100	±0	54	34	1	6	4	0°	±4
Air Force/ANG/USAFR	100	±1	29	52	0	9	10	0°	±2
Coast Guard	100	±1	31	49	4	10	6	0°	±3
PAYGRADE									
Enlisted	100	±1	46	54	0	0	0	0°	±2
3 to 5 Years of Service	100	±1	78	22	0	0	0	0°	±6
6 to 9 Years of Service	100	±0	37	63	0	0	0	0°	±8
E1 – E4	100	±1	100	0	0	0	0	0°	±0
E5 – E9	100	±1	0	100	0	0	0	0°	±0
Officers	100	±1	0	0	9	50	41	0°	±2
W1 – W5	100	±1	0	0	100	0	0	0°	±0
O1 – O3	100	±1	0	0	0	100	0	0°	±0
O4 – O6	100	±0	0	0	0	0	100	0°	±0
EDUCATION									
No College	100	±0	61	38	0	0	0	0°	±5
Some College	100	±1	43	55	2	0	0	0°	±3
4-Year Degree	100	±1	23	38	2	27	9	0°	±7
Graduate/Professional Degree	100	±0	9	15	2	27	47	0°	±9
RACE/ETHNICITY									
Non-Hispanic White	100	±1	36	43	2	10	9	0°	±3
Total Minority	100	±1	42	47	1	6	4	0°	±3
Non-Hispanic Black	100	±1	38	52	1	5	4	0°	±6
Hispanic	100	±0	47	44	1	4	4	0°	±6
GENDER									
Male	100	±1	36	46	2	8	7	0°	±2
Female	100	±1	48	37	1	9	6	0°	±6
SERVICE/COMPONENT BY PAYGRADE									
Army/ARNG/USAR Enlisted	100	±1	50	50	0	0	0	0°	±3
Army/ARNG/USAR Officers	100	±0	0	0	15	51	34	0°	±4
Navy/USNR Enlisted	100	±0	39	61	0	0	0	0°	±4
Navy/USNR Officers	100	±1	0	0	3	50	48	0°	±4
Marine Corps/USMCR Enlisted	100	±0	61	39	0	0	0	0°	±4
Marine Corps/USMCR Officers	100	±0	0	0	10	53	36	0°	±2
Air Force/ANG/USAFR Enlisted	100	±1	35	65	0	0	0	0°	±3
Air Force/ANG/USAFR Officers	100	±0	0	0	0	48	52	0°	±2
Coast Guard Enlisted	100	±0	39	61	0	0	0	0°	±3
Coast Guard Officers	100	±1	0	0	20	50	30	0°	±3

Note. Percent responding are military members who answered the question. Members who were separated or retired are excluded from this report (Q1).

° Response option never endorsed.

2. How many years of military service have you completed (including enlisted, warrant officer, commissioned officer time and military service years)?

1. Less than 3 years

2. 3 years to less than 6 years

3. 6 years to less than 10 years

4. 10 or more years

	Percent Responding		Percentages				Max ME	Average Years of Service		
			1	2	3	4				
TOTAL FORCE	100	±1	18	21	16	45	±3	10.4	±0.3	
Total Active Duty	100	±1	23	21	16	40	±3	9.1	±0.2	
Total Reserve	100	±1	10	27	15	48	±8	11.6	±0.9	
Total National Guard	100	±1	11	16	14	59	±7	13.9	±1.1	
SERVICE/COMPONENT										
Army/ARNG/USAR	100	±1	18	22	16	44	±5	10.5	±0.4	
Navy/USNR	100	±0	18	18	17	47	±4	10.4	±0.4	
Marine Corps/USMCR	100	±0	23	34	15	28	±6	7.6	±0.6	
Air Force/ANG/USAFR	100	±1	17	17	14	52	±3	11.7	±0.3	
Coast Guard	100	±1	14	19	21	46	±4	10.5	±0.5	
PAYGRADE										
Enlisted	100	±1	20	23	16	41	±3	9.6	±0.3	
3 to 5 Years of Service	100	±0	0	100	0	0	±0	3.8	±0.2	
6 to 9 Years of Service	100	±0	0	0	100	0	±0	7.4	±0.2	
E1 – E4	100	±0	43	40	13	5	±6	3.6	±0.4	
E5 – E9	100	±1	1	10	18	71	±3	14.6	±0.4	
Officers	100	±1	9	9	15	67	±3	14.5	±0.5	
W1 – W5	100	±1	0	1	5	94	±7	20.0	±0.8	
O1 – O3	100	±0	17	18	27	38	±6	9.2	±0.7	
O4 – O6	100	±1	1	1	3	96	±3	19.8	±0.5	
EDUCATION										
No College	100	±0	26	28	16	29	±7	7.9	±0.8	
Some College	100	±1	18	24	16	42	±4	9.7	±0.4	
4-Year Degree	100	±0	17	14	17	52	±6	11.7	±0.8	
Graduate/Professional Degree	100	±1	8	8	11	72	±7	15.2	±1.0	
RACE/ETHNICITY										
Non-Hispanic White	100	±1	17	21	15	46	±3	10.8	±0.4	
Total Minority	100	±1	20	20	16	43	±4	9.8	±0.4	
Non-Hispanic Black	100	±1	18	20	10	52	±6	11.0	±0.8	
Hispanic	100	±0	19	21	22	38	±7	9.3	±0.8	
GENDER										
Male	100	±1	17	20	16	47	±3	10.8	±0.3	
Female	100	±1	24	25	15	36	±7	8.5	±0.7	
SERVICE/COMPONENT BY PAYGRADE										
Army/ARNG/USAR Enlisted	100	±0	20	24	16	40	±5	9.6	±0.5	
Army/ARNG/USAR Officers	100	±1	10	8	15	67	±6	14.9	±0.9	
Navy/USNR Enlisted	100	±0	20	20	18	42	±5	9.3	±0.5	
Navy/USNR Officers	100	±0	9	7	11	73	±5	15.1	±0.7	
Marine Corps/USMCR Enlisted	100	±0	25	36	15	24	±7	6.8	±0.6	
Marine Corps/USMCR Officers	100	±0	7	13	15	65	±4	13.5	±0.5	
Air Force/ANG/USAFR Enlisted	100	±1	19	18	13	50	±4	11.2	±0.4	
Air Force/ANG/USAFR Officers	100	±0	8	12	19	62	±4	13.6	±0.6	
Coast Guard Enlisted	100	±0	17	21	22	41	±5	9.4	±0.5	
Coast Guard Officers	100	±1	5	13	16	67	±5	14.7	±0.8	

Note. Percent responding are military members who answered the question.

3. Are you Spanish/Hispanic/Latino?

	Percent Responding		Percentages	Max ME	Percentage Reporting Yes
			Yes		
TOTAL FORCE	100	±1	14	±2	
Total Active Duty	100	±1	14	±2	
Total Reserve	100	±1	16	±6	
Total National Guard	100	±0	10	±5	
SERVICE/COMPONENT					
Army/ARNG/USAR	100	±1	14	±3	
Navy/USNR	100	±0	15	±3	
Marine Corps/USMCR	100	±0	19	±4	
Air Force/ANG/USAFR	100	±1	9	±2	
Coast Guard	100	±1	13	±3	
PAYGRADE					
Enlisted	100	±1	15	±2	
3 to 5 Years of Service	100	±1	14	±6	
6 to 9 Years of Service	100	±0	22	±8	
E1 – E4	100	±0	17	±4	
E5 – E9	100	±1	14	±2	
Officers	100	±1	7	±2	
W1 – W5	100	±1	8	±3	
O1 – O3	99	±1	7	±3	
O4 – O6	100	±0	7	±3	
EDUCATION					
No College	100	±0	15	±5	
Some College	100	±1	15	±3	
4-Year Degree	100	±1	12	±6	
Graduate/Professional Degree	100	±1	8	±3	
RACE/ETHNICITY					
Non-Hispanic White	100	±1	0	±0	
Total Minority	100	±1	37	±4	
Non-Hispanic Black	100	±1	0	±0	
Hispanic	100	±0	100	±0	
GENDER					
Male	100	±1	13	±2	
Female	100	±1	17	±5	
SERVICE/COMPONENT BY PAYGRADE					
Army/ARNG/USAR Enlisted	100	±1	16	±4	
Army/ARNG/USAR Officers	99	±1	7	±3	
Navy/USNR Enlisted	100	±0	16	±4	
Navy/USNR Officers	100	±0	11	±6	
Marine Corps/USMCR Enlisted	100	±0	20	±5	
Marine Corps/USMCR Officers	100	±0	8	±3	
Air Force/ANG/USAFR Enlisted	100	±1	10	±3	
Air Force/ANG/USAFR Officers	100	±0	4	±2	
Coast Guard Enlisted	100	±0	14	±4	
Coast Guard Officers	99	±2	8	±4	

Note. Percent responding are military members who answered the question.

4. What is your race?

1. White
4. Asian

2. Black
5. Native Hawaiian/Other Pacific Islander

3. American Indian/Alaska Native
6. More than one race

	Percent Responding		Percentages						Max ME
			1	2	3	4	5	6	
TOTAL FORCE	97	±1	77	18	4	6	1	5	±2
Total Active Duty	96	±2	75	19	4	7	1	6	±2
Total Reserve	98	±3	75	20	2	5	1	2	±5
Total National Guard	98	±2	84	11	3	4	2	3	±5
SERVICE/COMPONENT									
Army/ARNG/USAR	97	±2	75	20	4	5	2	3	±3
Navy/USNR	97	±2	73	19	5	10	2	7	±3
Marine Corps/USMCR	94	±3	82	14	3	5	1	4	±4
Air Force/ANG/USAFR	97	±2	81	14	3	7	1	6	±2
Coast Guard	97	±2	88	7	4	5	3	6	±3
PAYGRADE									
Enlisted	96	±1	75	19	4	6	2	5	±2
3 to 5 Years of Service	97	±2	77	19	4	4	1	6	±6
6 to 9 Years of Service	96	±4	79	14	5	7	2	4	±6
E1 – E4	96	±2	76	18	5	7	2	5	±4
E5 – E9	97	±1	75	20	4	6	2	4	±2
Officers	99	±1	84	10	2	6	1	4	±2
W1 – W5	98	±2	80	15	2	4	1	2	±5
O1 – O3	98	±2	83	11	2	8	1	4	±3
O4 – O6	99	±1	87	9	2	5	1	3	±3
EDUCATION									
No College	96	±2	77	19	4	5	1	5	±5
Some College	96	±2	77	17	4	6	2	5	±3
4-Year Degree	99	±1	74	19	2	8	1	3	±5
Graduate/Professional Degree	100	±1	79	15	3	6	1	4	±5
RACE/ETHNICITY									
Non-Hispanic White	99	±1	100	0	0	0	0	0	±0
Total Minority	93	±2	35	49	10	17	4	13	±4
Non-Hispanic Black	100	±1	0	100	0	0	0	0	±0
Hispanic	82	±5	83	10	8	4	3	7	±6
GENDER									
Male	97	±1	80	14	3	6	1	4	±2
Female	96	±3	61	32	5	8	2	6	±6
SERVICE/COMPONENT BY PAYGRADE									
Army/ARNG/USAR Enlisted	97	±2	74	21	4	4	2	3	±3
Army/ARNG/USAR Officers	98	±2	80	14	3	6	1	4	±3
Navy/USNR Enlisted	97	±2	70	21	5	11	2	7	±4
Navy/USNR Officers	99	±1	87	8	2	7	0	4	±3
Marine Corps/USMCR Enlisted	93	±3	80	15	3	6	1	4	±4
Marine Corps/USMCR Officers	98	±2	91	6	1	4	1	3	±2
Air Force/ANG/USAFR Enlisted	96	±2	79	16	3	7	1	6	±3
Air Force/ANG/USAFR Officers	99	±2	89	7	2	6	1	4	±3
Coast Guard Enlisted	97	±2	89	7	5	4	3	6	±3
Coast Guard Officers	96	±3	87	8	2	8	0	5	±5

Note. Percent responding are military members who answered the question.

5. Were you born in one of the 50 United States or the District of Columbia?

	Percent Responding		Percentages	Max ME	Percentage Reporting Yes
			Yes		
TOTAL FORCE	100	±1	85	±2	
Total Active Duty	100	±1	85	±2	
Total Reserve	100	±0	82	±7	
Total National Guard	100	±0	92	±4	
SERVICE/COMPONENT					
Army/ARNG/USAR	100	±1	83	±4	
Navy/USNR	99	±1	84	±3	
Marine Corps/USMCR	99	±1	88	±4	
Air Force/ANG/USAFR	100	±1	91	±2	
Coast Guard	100	±0	89	±3	
PAYGRADE					
Enlisted	100	±1	85	±3	
3 to 5 Years of Service	100	±1	82	±6	
6 to 9 Years of Service	100	±1	84	±6	
E1 – E4	100	±1	81	±5	
E5 – E9	100	±1	88	±2	
Officers	100	±1	89	±2	
W1 – W5	100	±0	86	±4	
O1 – O3	100	±1	89	±3	
O4 – O6	99	±2	90	±3	
EDUCATION					
No College	100	±1	92	±3	
Some College	100	±1	84	±3	
4-Year Degree	100	±1	83	±5	
Graduate/Professional Degree	100	±1	86	±5	
RACE/ETHNICITY					
Non-Hispanic White	100	±1	95	±2	
Total Minority	100	±1	70	±4	
Non-Hispanic Black	100	±1	81	±5	
Hispanic	100	±1	66	±7	
GENDER					
Male	100	±1	87	±2	
Female	100	±0	80	±6	
SERVICE/COMPONENT BY PAYGRADE					
Army/ARNG/USAR Enlisted	100	±1	82	±4	
Army/ARNG/USAR Officers	100	±0	86	±3	
Navy/USNR Enlisted	100	±1	82	±4	
Navy/USNR Officers	98	±4	93	±3	
Marine Corps/USMCR Enlisted	99	±2	88	±5	
Marine Corps/USMCR Officers	100	±1	90	±3	
Air Force/ANG/USAFR Enlisted	100	±1	91	±3	
Air Force/ANG/USAFR Officers	100	±0	92	±3	
Coast Guard Enlisted	100	±0	89	±4	
Coast Guard Officers	100	±0	90	±5	

Note. Percent responding are military members who answered the question.

7. Did you have any experiences outside of the 50 United States and the District of Columbia before entering into military and/or government service?

	Percent Responding		Percentages	Max ME	Percentage Reporting Yes
			Yes		
TOTAL FORCE	100	±1	33	±3	
Total Active Duty	100	±1	36	±3	
Total Reserve	100	±1	30	±7	
Total National Guard	100	±0	25	±5	
SERVICE/COMPONENT					
Army/ARNG/USAR	100	±1	31	±4	
Navy/USNR	100	±0	34	±4	
Marine Corps/USMCR	100	±0	34	±6	
Air Force/ANG/USAFR	100	±1	34	±4	
Coast Guard	100	±1	35	±5	
PAYGRADE					
Enlisted	100	±1	30	±3	
3 to 5 Years of Service	100	±1	33	±7	
6 to 9 Years of Service	100	±0	37	±7	
E1 – E4	100	±0	33	±5	
E5 – E9	100	±1	27	±3	
Officers	100	±0	47	±3	
W1 – W5	100	±0	29	±5	
O1 – O3	100	±0	49	±5	
O4 – O6	100	±0	47	±4	
EDUCATION					
No College	100	±0	21	±5	
Some College	100	±1	29	±4	
4-Year Degree	100	±1	43	±5	
Graduate/Professional Degree	100	±0	48	±5	
RACE/ETHNICITY					
Non-Hispanic White	100	±1	31	±3	
Total Minority	100	±0	35	±4	
Non-Hispanic Black	100	±0	22	±5	
Hispanic	100	±0	45	±7	
GENDER					
Male	100	±1	32	±3	
Female	100	±1	36	±6	
SERVICE/COMPONENT BY PAYGRADE					
Army/ARNG/USAR Enlisted	100	±1	29	±5	
Army/ARNG/USAR Officers	100	±0	44	±5	
Navy/USNR Enlisted	100	±0	31	±5	
Navy/USNR Officers	100	±0	48	±6	
Marine Corps/USMCR Enlisted	100	±0	32	±6	
Marine Corps/USMCR Officers	100	±0	52	±5	
Air Force/ANG/USAFR Enlisted	100	±1	30	±4	
Air Force/ANG/USAFR Officers	100	±0	49	±5	
Coast Guard Enlisted	100	±1	33	±6	
Coast Guard Officers	100	±0	45	±6	

Note. Percent responding are military members who answered the question.

8. Which of the following experiences did you have outside of the 50 United States and the District of Columbia before entering into military and/or government service?

- a. Study abroad
 b. Volunteer programs (e.g., Peace Corps, Missionary)
 c. Employment other than volunteer programs
 d. Vacation (e.g., touring or visiting family)
 e. With the military as a dependent
 f. Other

	Percent Responding		Percentages						Max ME
			a	b	c	d	e	f	
TOTAL FORCE	32	±3	18	12	7	67	16	18	±4
Total Active Duty	35	±3	18	14	8	68	15	16	±5
Total Reserve	30	±7	25	7	7	59	19	26	±15
Total National Guard	25	±5	9	8	5	72	16	15	±8
SERVICE/COMPONENT									
Army/ARNG/USAR	31	±4	20	15	9	64	15	18	±8
Navy/USNR	34	±4	21	8	11	66	14	22	±8
Marine Corps/USMCR	34	±6	12	10	2	78	8	20	±9
Air Force/ANG/USAFR	33	±4	14	8	2	67	22	13	±6
Coast Guard	35	±5	11	10	5	74	13	16	±7
PAYGRADE									
Enlisted	30	±3	17	11	8	66	15	19	±5
3 to 5 Years of Service	33	±7	26	12	7	67	9	20	±13
6 to 9 Years of Service	37	±7	17	8	8	71	13	13	±13
E1 – E4	33	±5	22	14	8	70	9	18	±9
E5 – E9	27	±2	12	7	7	61	21	20	±5
Officers	46	±3	19	15	6	70	18	13	±4
W1 – W5	29	±5	10	8	3	68	18	16	±9
O1 – O3	49	±5	22	20	6	72	15	12	±6
O4 – O6	47	±4	18	9	6	67	23	14	±6
EDUCATION									
No College	20	±5	7	7	NR	63	15	18	±13
Some College	29	±3	16	9	6	65	13	17	±7
4-Year Degree	43	±5	19	13	8	73	19	18	±8
Graduate/Professional Degree	48	±5	29	22	11	65	18	18	±9
RACE/ETHNICITY									
Non-Hispanic White	31	±3	16	15	4	70	14	13	±6
Total Minority	35	±4	21	6	12	63	17	25	±6
Non-Hispanic Black	21	±5	23	NR	23	48	27	21	±15
Hispanic	45	±7	20	5	6	72	10	24	±11
GENDER									
Male	32	±3	18	13	8	66	15	18	±5
Female	35	±6	19	5	4	72	16	14	±10
SERVICE/COMPONENT BY PAYGRADE									
Army/ARNG/USAR Enlisted	29	±5	20	15	10	63	13	19	±10
Army/ARNG/USAR Officers	44	±5	20	16	6	68	19	13	±6
Navy/USNR Enlisted	31	±5	21	6	12	65	14	25	±10
Navy/USNR Officers	48	±6	22	15	10	69	15	14	±8
Marine Corps/USMCR Enlisted	31	±6	10	9	1	77	7	20	±11
Marine Corps/USMCR Officers	52	±5	20	12	3	81	11	16	±6
Air Force/ANG/USAFR Enlisted	30	±4	13	6	2	66	22	13	±7
Air Force/ANG/USAFR Officers	49	±5	16	14	3	71	23	13	±7
Coast Guard Enlisted	32	±5	10	12	4	74	12	15	±9
Coast Guard Officers	45	±6	14	5	6	75	17	19	±9

Note. Percent responding are military members who answered the question and who reported they had some type of experience outside of the 50 United States and the District of Columbia before entering into military and/or government service (Q7).

NR: Not reportable

10. How long were you outside of the 50 United States and the District of Columbia for this experience?**a. Study abroad**

1. Less than 1 month
 2. 1 month to less than 7 months
 3. 7 months to less than 1 year
 4. 1 year to less than 2 years
 5. 2 years or more
 6. Don't know or can't remember

	Percent Responding		Percentages						Max ME
			1	2	3	4	5	6	
TOTAL FORCE	6	±2	11	30	10	9	38	2	±11
Total Active Duty	6	±2	8	29	12	12	37	2	±13
Total Reserve	7	±5	NR	NR	4	2	NR	NR	±9
Total National Guard	2	±1	NR	NR	NR	NR	NR	NR	
SERVICE/COMPONENT									
Army/ARNG/USAR	6	±3	NR	NR	NR	NR	NR	2	±4
Navy/USNR	7	±3	8	29	NR	6	NR	4	±16
Marine Corps/USMCR	4	±2	6	NR	NR	NR	NR	NR	±7
Air Force/ANG/USAFR	5	±2	NR	38	NR	3	35	NR	±16
Coast Guard	4	±2	NR	NR	NR	8	NR	NR	±13
PAYGRADE									
Enlisted	5	±2	9	24	11	9	46	2	±15
3 to 5 Years of Service	9	±5	NR	10	NR	NR	NR	NR	±15
6 to 9 Years of Service	6	±5	7	NR	NR	NR	NR	NR	±14
E1 – E4	7	±3	NR	NR	5	NR	NR	1	±11
E5 – E9	3	±1	4	22	NR	5	44	3	±15
Officers	9	±2	18	49	8	7	17	1	±9
W1 – W5	3	±2	NR	NR	NR	NR	NR	NR	
O1 – O3	10	±3	20	50	8	7	14	NR	±12
O4 – O6	8	±2	14	51	7	7	21	NR	±13
EDUCATION									
No College	1	±2	NR	NR	NR	NR	NR	NR	
Some College	5	±2	NR	NR	8	NR	NR	3	±12
4-Year Degree	8	±3	16	31	7	3	NR	2	±14
Graduate/Professional Degree	14	±5	7	NR	NR	NR	20	NR	±13
RACE/ETHNICITY									
Non-Hispanic White	5	±2	18	37	16	NR	NR	0	±17
Total Minority	7	±2	4	23	3	7	58	4	±18
Non-Hispanic Black	5	±3	6	NR	NR	NR	NR	NR	±11
Hispanic	9	±5	3	NR	NR	6	NR	1	±11
GENDER									
Male	6	±2	9	28	11	10	39	2	±13
Female	7	±4	NR	NR	6	1	NR	NR	±14
SERVICE/COMPONENT BY PAYGRADE									
Army/ARNG/USAR Enlisted	6	±3	NR	NR	NR	NR	NR	2	±6
Army/ARNG/USAR Officers	9	±3	20	40	9	7	22	NR	±15
Navy/USNR Enlisted	6	±3	NR	NR	NR	NR	NR	5	±12
Navy/USNR Officers	11	±4	24	NR	NR	7	14	NR	±17
Marine Corps/USMCR Enlisted	3	±3	NR	NR	NR	NR	NR	NR	
Marine Corps/USMCR Officers	10	±3	20	52	13	7	8	NR	±15
Air Force/ANG/USAFR Enlisted	4	±2	NR	NR	NR	NR	NR	NR	
Air Force/ANG/USAFR Officers	8	±3	NR	67	NR	NR	13	NR	±17
Coast Guard Enlisted	3	±3	NR	NR	NR	NR	NR	NR	
Coast Guard Officers	6	±3	NR	NR	NR	NR	NR	NR	

Note. Percent responding are military members who answered the question and who had studied abroad outside of the 50 United States and the District of Columbia before entering into military and/or government service (Q7/Q8a).

NR: Not reportable

10. How long were you outside of the 50 United States and the District of Columbia for this experience?**b. Volunteer programs (e.g., Peace Corps, Missionary)**

1. Less than 1 month
 2. 1 month to less than 7 months
 3. 7 months to less than 1 year
 4. 1 year to less than 2 years
 5. 2 years or more
 6. Don't know or can't remember

	Percent Responding		Percentages						Max ME
			1	2	3	4	5	6	
TOTAL FORCE	4	±1	48	18	1	11	22	0°	±14
Total Active Duty	5	±2	47	21	1	NR	21	0°	±15
Total Reserve	2	±3	NR	NR	NR	0	NR	0°	±4
Total National Guard	2	±1	NR	NR	NR	NR	NR	0°	±0
SERVICE/COMPONENT									
Army/ARNG/USAR	5	±2	NR	NR	1	NR	NR	0°	±4
Navy/USNR	3	±2	NR	24	NR	NR	NR	0°	±18
Marine Corps/USMCR	3	±3	NR	NR	2	3	3	0°	±7
Air Force/ANG/USAFR	3	±2	73	10	NR	NR	17	0°	±16
Coast Guard	3	±2	NR	NR	NR	NR	NR	0°	±0
PAYGRADE									
Enlisted	3	±2	NR	16	NR	NR	21	0°	±18
3 to 5 Years of Service	4	±3	NR	NR	NR	NR	NR	0°	±0
6 to 9 Years of Service	3	±3	NR	NR	NR	NR	NR	0°	±0
E1 – E4	5	±3	NR	NR	NR	NR	NR	0°	±0
E5 – E9	2	±1	NR	11	NR	NR	NR	0°	±15
Officers	7	±2	42	24	3	7	25	0°	±11
W1 – W5	2	±2	NR	NR	NR	NR	NR	0°	±0
O1 – O3	10	±3	48	23	4	4	22	0°	±13
O4 – O6	4	±2	20	NR	NR	NR	NR	0°	±17
EDUCATION									
No College	1	±2	NR	NR	NR	NR	NR	0°	±0
Some College	3	±2	NR	NR	NR	NR	NR	0°	±0
4-Year Degree	5	±3	NR	7	NR	4	NR	0°	±10
Graduate/Professional Degree	10	±5	NR	21	2	NR	NR	0°	±15
RACE/ETHNICITY									
Non-Hispanic White	5	±2	51	20	1	NR	19	0°	±15
Total Minority	2	±1	NR	12	2	NR	NR	0°	±13
Non-Hispanic Black	1	±2	NR	NR	NR	NR	NR	0°	±0
Hispanic	2	±2	NR	NR	NR	NR	NR	0°	±0
GENDER									
Male	4	±2	44	19	0	12	24	0°	±15
Female	2	±2	NR	NR	NR	NR	1	0°	±7
SERVICE/COMPONENT BY PAYGRADE									
Army/ARNG/USAR Enlisted	4	±3	NR	NR	NR	NR	NR	0°	±0
Army/ARNG/USAR Officers	7	±3	34	24	NR	12	28	0°	±17
Navy/USNR Enlisted	2	±2	NR	NR	NR	NR	NR	0°	±0
Navy/USNR Officers	7	±3	NR	NR	NR	NR	NR	0°	±0
Marine Corps/USMCR Enlisted	3	±3	NR	NR	NR	NR	NR	0°	±0
Marine Corps/USMCR Officers	6	±3	NR	16	NR	NR	NR	0°	±17
Air Force/ANG/USAFR Enlisted	2	±2	NR	NR	NR	NR	NR	0°	±0
Air Force/ANG/USAFR Officers	7	±3	NR	NR	NR	NR	NR	0°	±0
Coast Guard Enlisted	4	±2	NR	NR	NR	NR	NR	0°	±0
Coast Guard Officers	2	±2	NR	NR	NR	NR	NR	0°	±0

Note. Percent responding are military members who answered the question and who had volunteered (e.g., Peace Corps, Missionary) outside of the 50 United States and the District of Columbia before entering into military and/or government service (Q7/Q8b).

NR: Not reportable

° Response option never endorsed.

10. How long were you outside of the 50 United States and the District of Columbia for this experience?**c. Employment other than volunteer programs**

1. Less than 1 month
 2. 1 month to less than 7 months
 3. 7 months to less than 1 year
 4. 1 year to less than 2 years
 5. 2 years or more
 6. Don't know or can't remember

	Percent Responding		Percentages						Max ME
			1	2	3	4	5	6	
TOTAL FORCE	2	±1	7	21	7	14	49	2	±16
Total Active Duty	3	±1	3	NR	9	17	NR	3	±17
Total Reserve	2	±2	NR	NR	NR	NR	NR	NR	
Total National Guard	1	±1	NR	NR	NR	NR	NR	NR	
SERVICE/COMPONENT									
Army/ARNG/USAR	3	±2	6	NR	3	NR	NR	1	±10
Navy/USNR	4	±2	8	NR	NR	NR	NR	NR	±11
Marine Corps/USMCR	1	±1	NR	NR	NR	NR	NR	NR	
Air Force/ANG/USAFR	1	±1	NR	NR	NR	NR	NR	NR	
Coast Guard	2	±2	NR	NR	NR	NR	NR	NR	
PAYGRADE									
Enlisted	2	±1	5	NR	NR	16	NR	3	±17
3 to 5 Years of Service	2	±2	NR	NR	NR	NR	NR	NR	
6 to 9 Years of Service	3	±3	NR	NR	NR	NR	NR	NR	
E1 – E4	3	±2	NR	NR	NR	NR	NR	NR	
E5 – E9	2	±1	12	13	NR	14	NR	3	±15
Officers	3	±1	16	32	12	9	32	NR	±16
W1 – W5	1	±1	NR	NR	NR	NR	NR	NR	
O1 – O3	3	±2	NR	NR	NR	4	NR	NR	±8
O4 – O6	3	±2	NR	NR	7	NR	NR	NR	±14
EDUCATION									
No College	1	±2	NR	NR	NR	NR	NR	NR	
Some College	2	±1	NR	NR	NR	NR	NR	3	±8
4-Year Degree	3	±2	NR	NR	1	5	NR	NR	±11
Graduate/Professional Degree	5	±3	9	23	10	NR	NR	NR	±18
RACE/ETHNICITY									
Non-Hispanic White	1	±1	16	NR	NR	NR	NR	NR	±17
Total Minority	4	±2	2	11	5	NR	64	4	±18
Non-Hispanic Black	5	±3	NR	NR	NR	NR	NR	NR	
Hispanic	2	±2	NR	NR	NR	NR	NR	NR	
GENDER									
Male	2	±1	8	20	8	15	46	3	±18
Female	1	±2	NR	NR	NR	NR	NR	NR	
SERVICE/COMPONENT BY PAYGRADE									
Army/ARNG/USAR Enlisted	3	±2	4	NR	NR	NR	NR	NR	±12
Army/ARNG/USAR Officers	3	±2	NR	NR	NR	NR	NR	NR	
Navy/USNR Enlisted	4	±2	NR	NR	NR	NR	NR	NR	
Navy/USNR Officers	5	±2	NR	NR	NR	NR	NR	NR	
Marine Corps/USMCR Enlisted	0	±1	NR	NR	NR	NR	NR	NR	
Marine Corps/USMCR Officers	1	±1	NR	NR	NR	NR	NR	NR	
Air Force/ANG/USAFR Enlisted	1	±1	NR	NR	NR	NR	NR	NR	
Air Force/ANG/USAFR Officers	2	±2	NR	NR	NR	NR	NR	NR	
Coast Guard Enlisted	1	±2	NR	NR	NR	NR	NR	NR	
Coast Guard Officers	3	±3	NR	NR	NR	NR	NR	NR	

Note. Percent responding are military members who answered the question and who had employment other than volunteer programs outside of the 50 United States and the District of Columbia before entering into military and/or government service (Q7/Q8c).

NR: Not reportable

10. How long were you outside of the 50 United States and the District of Columbia for this experience?**d. Vacation (e.g., touring or visiting family)**

1. Less than 1 month
 2. 1 month to less than 7 months
 3. 7 months to less than 1 year
 4. 1 year to less than 2 years
 5. 2 years or more
 6. Don't know or can't remember

	Percent Responding		Percentages						Max ME
			1	2	3	4	5	6	
TOTAL FORCE	22	±2	68	23	1	2	4	2	±5
Total Active Duty	24	±3	68	23	1	1	5	2	±6
Total Reserve	18	±5	69	19	3	NR	3	0	±17
Total National Guard	18	±5	69	27	1	1	2	1	±15
SERVICE/COMPONENT									
Army/ARNG/USAR	20	±4	62	26	2	NR	5	2	±10
Navy/USNR	23	±4	75	19	0	2	3	1	±8
Marine Corps/USMCR	26	±5	64	28	1	0	4	NR	±11
Air Force/ANG/USAFR	22	±3	77	17	1	2	2	1	±6
Coast Guard	26	±4	70	22	1	1	3	3	±9
PAYGRADE									
Enlisted	19	±3	66	23	1	3	5	2	±7
3 to 5 Years of Service	22	±6	60	27	NR	NR	4	2	±15
6 to 9 Years of Service	26	±6	79	15	2	1	2	0	±9
E1 – E4	23	±5	63	26	0	NR	5	3	±11
E5 – E9	16	±2	70	20	3	2	5	1	±5
Officers	32	±3	74	22	1	1	1	1	±5
W1 – W5	20	±4	79	12	3	2	5	0	±10
O1 – O3	35	±5	74	22	0	1	1	1	±7
O4 – O6	31	±4	73	23	3	0	1	0	±6
EDUCATION									
No College	12	±4	70	25	2	NR	3	0	±15
Some College	19	±3	69	22	1	1	5	2	±8
4-Year Degree	31	±5	67	20	2	NR	3	3	±10
Graduate/Professional Degree	31	±5	66	30	1	0	2	0	±9
RACE/ETHNICITY									
Non-Hispanic White	22	±3	77	19	1	1	2	1	±6
Total Minority	22	±3	54	30	2	5	7	3	±11
Non-Hispanic Black	10	±4	NR	NR	1	2	NR	NR	±6
Hispanic	33	±7	53	31	2	NR	6	2	±13
GENDER									
Male	21	±2	69	22	2	2	4	1	±6
Female	25	±6	63	27	1	1	4	4	±14
SERVICE/COMPONENT BY PAYGRADE									
Army/ARNG/USAR Enlisted	18	±4	60	26	2	NR	6	3	±12
Army/ARNG/USAR Officers	29	±5	67	27	2	1	2	1	±8
Navy/USNR Enlisted	20	±4	74	19	NR	2	4	1	±11
Navy/USNR Officers	33	±5	78	20	0	0	1	0	±8
Marine Corps/USMCR Enlisted	24	±6	61	30	NR	NR	5	NR	±13
Marine Corps/USMCR Officers	42	±5	76	19	2	0	3	1	±7
Air Force/ANG/USAFR Enlisted	20	±4	75	18	1	2	3	1	±8
Air Force/ANG/USAFR Officers	35	±5	82	15	1	2	0	0	±7
Coast Guard Enlisted	24	±5	69	22	1	1	4	3	±11
Coast Guard Officers	34	±6	73	24	NR	2	NR	1	±11

Note. Percent responding are military members who answered the question and who had vacationed outside of the 50 United States and the District of Columbia before entering into military and/or government service (Q7/Q8d).

NR: Not reportable

10. How long were you outside of the 50 United States and the District of Columbia for this experience?**e. With the military as a dependent**

1. Less than 1 month
 2. 1 month to less than 7 months
 3. 7 months to less than 1 year
 4. 1 year to less than 2 years
 5. 2 years or more
 6. Don't know or can't remember

	Percent Responding		Percentages						Max ME
			1	2	3	4	5	6	
TOTAL FORCE	5	±1	1	2	1	13	80	3	±9
Total Active Duty	5	±1	1	2	0	13	81	3	±13
Total Reserve	6	±3	1	4	NR	NR	NR	NR	±12
Total National Guard	4	±2	NR	NR	NR	14	NR	NR	±13
SERVICE/COMPONENT									
Army/ARNG/USAR	5	±2	NR	3	1	NR	79	2	±16
Navy/USNR	5	±3	NR	1	NR	NR	NR	NR	±4
Marine Corps/USMCR	3	±2	NR	NR	NR	NR	NR	NR	
Air Force/ANG/USAFR	7	±2	1	NR	1	7	83	NR	±11
Coast Guard	5	±2	NR	4	NR	NR	80	NR	±17
PAYGRADE									
Enlisted	4	±1	1	2	1	13	79	4	±13
3 to 5 Years of Service	3	±3	NR	NR	NR	NR	NR	NR	
6 to 9 Years of Service	5	±3	1	NR	NR	5	93	NR	±13
E1 – E4	3	±2	NR	NR	NR	NR	NR	NR	
E5 – E9	6	±2	2	1	2	14	76	6	±16
Officers	8	±2	1	3	1	11	83	1	±8
W1 – W5	5	±3	NR	NR	NR	NR	NR	NR	
O1 – O3	7	±3	NR	NR	NR	10	84	NR	±15
O4 – O6	11	±3	2	2	NR	11	83	NR	±11
EDUCATION									
No College	3	±2	NR	NR	NR	NR	NR	NR	
Some College	4	±1	1	1	2	10	79	7	±12
4-Year Degree	8	±3	2	0	NR	NR	NR	1	±5
Graduate/Professional Degree	9	±2	0	7	NR	8	83	NR	±11
RACE/ETHNICITY									
Non-Hispanic White	4	±1	1	1	2	15	80	1	±16
Total Minority	6	±2	1	3	0	9	82	4	±9
Non-Hispanic Black	5	±3	NR	NR	1	5	88	3	±15
Hispanic	4	±3	NR	NR	NR	NR	NR	NR	
GENDER									
Male	5	±1	1	1	1	13	79	4	±10
Female	6	±3	NR	NR	0	NR	NR	NR	±3
SERVICE/COMPONENT BY PAYGRADE									
Army/ARNG/USAR Enlisted	4	±2	NR	2	NR	NR	NR	3	±8
Army/ARNG/USAR Officers	8	±3	NR	NR	1	16	79	NR	±14
Navy/USNR Enlisted	5	±3	NR	NR	NR	NR	NR	NR	
Navy/USNR Officers	7	±3	4	NR	NR	NR	NR	NR	±12
Marine Corps/USMCR Enlisted	2	±2	NR	NR	NR	NR	NR	NR	
Marine Corps/USMCR Officers	5	±2	NR	NR	NR	NR	NR	NR	
Air Force/ANG/USAFR Enlisted	6	±2	NR	NR	NR	9	80	NR	±15
Air Force/ANG/USAFR Officers	11	±4	NR	NR	NR	NR	92	NR	±13
Coast Guard Enlisted	4	±2	NR	NR	NR	NR	NR	NR	
Coast Guard Officers	7	±4	NR	NR	NR	NR	NR	NR	

Note. Percent responding are military members who answered the question and who had been outside of the 50 United States and the District of Columbia as a military dependent before entering into military and/or government service (Q7/Q8e).

NR: Not reportable

10. How long were you outside of the 50 United States and the District of Columbia for this experience?**f. Other**

1. Less than 1 month
 2. 1 month to less than 7 months
 3. 7 months to less than 1 year
 4. 1 year to less than 2 years
 5. 2 years or more
 6. Don't know or can't remember

	Percent Responding		Percentages						Max ME
			1	2	3	4	5	6	
TOTAL FORCE	6	±2	20	8	1	NR	61	3	±10
Total Active Duty	6	±2	22	10	1	2	62	3	±10
Total Reserve	8	±5	NR	6	NR	NR	NR	1	±11
Total National Guard	4	±2	15	NR	NR	NR	NR	NR	±17
SERVICE/COMPONENT									
Army/ARNG/USAR	5	±2	NR	2	1	NR	NR	3	±6
Navy/USNR	8	±3	15	13	1	1	71	NR	±17
Marine Corps/USMCR	7	±3	NR	NR	3	0	NR	NR	±10
Air Force/ANG/USAFR	4	±2	16	11	2	3	65	2	±13
Coast Guard	6	±2	23	15	NR	NR	NR	4	±16
PAYGRADE									
Enlisted	6	±2	19	6	1	NR	63	4	±13
3 to 5 Years of Service	7	±4	NR	NR	NR	NR	NR	NR	
6 to 9 Years of Service	5	±3	NR	NR	NR	NR	NR	0	±3
E1 – E4	6	±3	NR	7	NR	NR	NR	NR	±12
E5 – E9	5	±1	17	6	2	4	67	5	±10
Officers	6	±2	23	13	4	2	57	1	±10
W1 – W5	5	±2	NR	NR	NR	NR	NR	NR	
O1 – O3	6	±2	27	17	3	0	52	NR	±16
O4 – O6	7	±2	21	9	6	4	59	1	±14
EDUCATION									
No College	4	±2	NR	NR	NR	NR	NR	NR	
Some College	5	±2	27	9	1	2	58	3	±17
4-Year Degree	8	±3	18	5	0	NR	NR	NR	±13
Graduate/Professional Degree	9	±4	9	9	4	NR	73	1	±15
RACE/ETHNICITY									
Non-Hispanic White	4	±2	34	11	3	2	NR	0	±17
Total Minority	9	±2	9	5	0	NR	70	6	±15
Non-Hispanic Black	4	±3	1	NR	NR	NR	NR	NR	±7
Hispanic	11	±5	14	5	0	NR	NR	10	±17
GENDER									
Male	6	±2	20	8	1	NR	60	3	±12
Female	5	±2	NR	NR	1	1	NR	4	±11
SERVICE/COMPONENT BY PAYGRADE									
Army/ARNG/USAR Enlisted	5	±3	NR	2	1	NR	NR	3	±7
Army/ARNG/USAR Officers	6	±2	21	5	NR	NR	69	NR	±17
Navy/USNR Enlisted	8	±4	NR	NR	NR	NR	NR	NR	
Navy/USNR Officers	6	±3	NR	NR	NR	NR	NR	NR	
Marine Corps/USMCR Enlisted	6	±3	NR	NR	NR	NR	NR	NR	
Marine Corps/USMCR Officers	8	±3	23	6	NR	3	62	NR	±15
Air Force/ANG/USAFR Enlisted	4	±2	11	9	NR	NR	72	3	±16
Air Force/ANG/USAFR Officers	6	±3	NR	NR	NR	NR	NR	NR	
Coast Guard Enlisted	5	±3	NR	NR	NR	NR	NR	NR	
Coast Guard Officers	9	±4	NR	NR	NR	NR	NR	NR	

Note. Percent responding are military members who answered the question and who had some other experience outside of the 50 United States and the District of Columbia before entering into military and/or government service (Q7/Q8f).

NR: Not reportable

11. What is the highest degree or level of school that you have completed?

1. 12 years or less of school (no diploma)
2. High school graduate—high school diploma or equivalent (e.g., GED)
3. Some college credit, but less than 1 year
4. 1 or more years of college, no degree
5. Associate's degree (e.g., AA, AS)
6. Bachelor's degree (e.g., BA, AB, BS)
7. Master's, doctoral, or professional degree (e.g., MA, MS, MEd, MEng, MBA, MSW, PhD, JD, DVM, EdD)

	Percent Responding		Percentages							Max ME
			1	2	3	4	5	6	7	
TOTAL FORCE	100	±1	1	16	15	25	13	20	11	±3
Total Active Duty	100	±1	1	17	17	24	13	17	11	±3
Total Reserve	100	±0	0	13	9	24	13	26	15	±7
Total National Guard	100	±0	1	16	13	26	15	24	6	±6
SERVICE/COMPONENT										
Army/ARNG/USAR	100	±1	0	13	14	27	12	23	11	±4
Navy/USNR	100	±0	1	18	12	25	14	18	13	±4
Marine Corps/USMCR	100	±0	2	34	26	20	5	9	4	±6
Air Force/ANG/USAFR	100	±1	0	12	15	20	20	20	13	±3
Coast Guard	100	±0	0	19	16	29	13	15	8	±5
PAYGRADE										
Enlisted	100	±1	1	19	18	29	16	14	3	±3
3 to 5 Years of Service	100	±0	0	23	24	32	9	9	3	±7
6 to 9 Years of Service	100	±1	1	19	18	28	19	13	2	±7
E1 – E4	100	±0	0	26	22	27	11	12	3	±5
E5 – E9	100	±1	1	13	15	31	20	17	4	±3
Officers	100	±1	0	0	1	3	2	45	49	±3
W1 – W5	100	±1	0	3	5	26	21	32	13	±6
O1 – O3	100	±0	0	0	0	1	1	63	35	±5
O4 – O6	100	±1	0	0	0	0	0	26	73	±4
EDUCATION										
No College	100	±1	3	97	0	0	0	0	0	±2
Some College	100	±0	0	0	28	46	25	0	0	±4
4-Year Degree	100	±0	0	0	0	0	0	100	0	±0
Graduate/Professional Degree	100	±1	0	0	0	0	0	0	100	±0
RACE/ETHNICITY										
Non-Hispanic White	100	±1	0	16	15	24	13	19	12	±3
Total Minority	100	±1	1	16	15	25	13	20	9	±4
Non-Hispanic Black	100	±1	0	16	15	23	13	23	10	±6
Hispanic	100	±0	1	17	15	29	14	18	6	±7
GENDER										
Male	100	±1	1	17	15	24	13	19	11	±3
Female	100	±1	0	11	15	26	14	22	12	±6
SERVICE/COMPONENT BY PAYGRADE										
Army/ARNG/USAR Enlisted	100	±1	0	15	17	32	14	18	4	±5
Army/ARNG/USAR Officers	100	±1	0	0	1	4	4	48	43	±5
Navy/USNR Enlisted	100	±0	1	22	14	30	16	14	2	±5
Navy/USNR Officers	100	±0	0	0	1	2	2	37	58	±5
Marine Corps/USMCR Enlisted	100	±0	2	38	29	22	6	2	1	±7
Marine Corps/USMCR Officers	100	±0	0	1	1	4	2	61	31	±4
Air Force/ANG/USAFR Enlisted	100	±0	0	15	18	25	24	15	3	±4
Air Force/ANG/USAFR Officers	100	±1	0	0	0	0	0	41	59	±5
Coast Guard Enlisted	100	±0	0	23	19	34	14	9	0	±6
Coast Guard Officers	100	±0	0	4	2	10	8	41	36	±6

Note. Percent responding are military members who answered the question.

12. Did you complete double majors for your Bachelor's degree?







































	Percent Responding		Percentages	Max ME	Percentage Reporting Yes
			Yes		
TOTAL FORCE	20	±2	9	±4	
Total Active Duty	17	±2	10	±5	
Total Reserve	26	±6	10	±12	
Total National Guard	24	±4	6	±4	
SERVICE/COMPONENT					
Army/ARNG/USAR	23	±4	10	±6	
Navy/USNR	18	±3	13	±7	
Marine Corps/USMCR	9	±2	10	±9	
Air Force/ANG/USAFR	20	±3	6	±4	
Coast Guard	15	±3	7	±6	
PAYGRADE					
Enlisted	14	±2	10	±6	
3 to 5 Years of Service	9	±5	NR		
6 to 9 Years of Service	13	±6	3	±8	
E1 – E4	12	±4	13	±16	
E5 – E9	17	±2	8	±4	
Officers	45	±3	8	±3	
W1 – W5	31	±5	11	±7	
O1 – O3	63	±5	8	±4	
O4 – O6	26	±4	8	±5	
EDUCATION					
No College	NA		NA		
Some College	NA		NA		
4-Year Degree	100	±1	9	±4	
Graduate/Professional Degree	NA		NA		
RACE/ETHNICITY					
Non-Hispanic White	19	±2	8	±5	
Total Minority	20	±4	12	±6	
Non-Hispanic Black	23	±5	14	±12	
Hispanic	18	±7	7	±7	
GENDER					
Male	19	±2	9	±4	
Female	22	±5	12	±10	
SERVICE/COMPONENT BY PAYGRADE					
Army/ARNG/USAR Enlisted	17	±4	10	±10	
Army/ARNG/USAR Officers	48	±5	8	±5	
Navy/USNR Enlisted	14	±4	15	±11	
Navy/USNR Officers	36	±5	11	±7	
Marine Corps/USMCR Enlisted	2	±2	NR		
Marine Corps/USMCR Officers	61	±4	7	±4	
Air Force/ANG/USAFR Enlisted	15	±3	6	±5	
Air Force/ANG/USAFR Officers	41	±5	6	±5	
Coast Guard Enlisted	9	±3	10	±13	
Coast Guard Officers	41	±6	4	±7	

Note. Percent responding are military members who answered the question and who indicated the highest degree they had completed was a Bachelor's degree (Q11).

NR: Not reportable

NA: Not applicable

16. When you were growing up, did anyone in your household use a language other than English?

	Percent Responding		Percentages	Max ME	Percentage Reporting Yes
			Yes		
TOTAL FORCE	100	±1	34	±3	
Total Active Duty	100	±1	36	±3	
Total Reserve	100	±0	33	±7	
Total National Guard	100	±0	29	±6	
SERVICE/COMPONENT					
Army/ARNG/USAR	100	±0	34	±4	
Navy/USNR	100	±1	37	±4	
Marine Corps/USMCR	100	±0	39	±6	
Air Force/ANG/USAFR	100	±1	30	±3	
Coast Guard	100	±0	34	±5	
PAYGRADE					
Enlisted	100	±1	35	±3	
3 to 5 Years of Service	100	±0	32	±7	
6 to 9 Years of Service	100	±1	40	±7	
E1 – E4	100	±0	37	±5	
E5 – E9	100	±1	32	±2	
Officers	100	±0	33	±3	
W1 – W5	100	±0	33	±5	
O1 – O3	100	±0	33	±5	
O4 – O6	100	±0	33	±4	
EDUCATION					
No College	100	±0	27	±5	
Some College	100	±1	36	±4	
4-Year Degree	100	±0	34	±5	
Graduate/Professional Degree	100	±0	35	±5	
RACE/ETHNICITY					
Non-Hispanic White	100	±1	20	±3	
Total Minority	100	±0	58	±4	
Non-Hispanic Black	100	±0	21	±6	
Hispanic	100	±0	90	±6	
GENDER					
Male	100	±1	33	±3	
Female	100	±0	39	±6	
SERVICE/COMPONENT BY PAYGRADE					
Army/ARNG/USAR Enlisted	100	±0	34	±5	
Army/ARNG/USAR Officers	100	±0	36	±6	
Navy/USNR Enlisted	100	±1	38	±5	
Navy/USNR Officers	100	±0	33	±6	
Marine Corps/USMCR Enlisted	100	±0	40	±6	
Marine Corps/USMCR Officers	100	±0	35	±5	
Air Force/ANG/USAFR Enlisted	100	±1	31	±4	
Air Force/ANG/USAFR Officers	100	±0	26	±5	
Coast Guard Enlisted	100	±0	34	±5	
Coast Guard Officers	100	±0	33	±6	

Note. Percent responding are military members who answered the question.

18. Before age 18, did you live in a U. S. territory or any country other than the United States?

	Percent Responding		Percentages	Max ME	Percentage Reporting Yes
			Yes		
TOTAL FORCE	100	±1	19	±2	
Total Active Duty	100	±1	20	±3	
Total Reserve	100	±1	21	±7	
Total National Guard	100	±0	14	±4	
SERVICE/COMPONENT					
Army/ARNG/USAR	100	±1	21	±4	
Navy/USNR	100	±1	19	±4	
Marine Corps/USMCR	100	±1	16	±5	
Air Force/ANG/USAFR	100	±0	16	±3	
Coast Guard	99	±1	16	±4	
PAYGRADE					
Enlisted	100	±1	19	±3	
3 to 5 Years of Service	100	±1	18	±6	
6 to 9 Years of Service	100	±1	20	±7	
E1 – E4	100	±1	20	±5	
E5 – E9	100	±1	18	±2	
Officers	100	±1	18	±2	
W1 – W5	99	±1	18	±5	
O1 – O3	100	±1	15	±3	
O4 – O6	100	±1	20	±4	
EDUCATION					
No College	100	±1	14	±5	
Some College	100	±1	19	±3	
4-Year Degree	100	±1	21	±5	
Graduate/Professional Degree	100	±0	21	±4	
RACE/ETHNICITY					
Non-Hispanic White	100	±1	11	±3	
Total Minority	100	±1	33	±4	
Non-Hispanic Black	100	±1	22	±5	
Hispanic	100	±1	39	±7	
GENDER					
Male	100	±1	18	±2	
Female	100	±1	23	±6	
SERVICE/COMPONENT BY PAYGRADE					
Army/ARNG/USAR Enlisted	100	±1	21	±4	
Army/ARNG/USAR Officers	100	±1	18	±4	
Navy/USNR Enlisted	100	±1	20	±4	
Navy/USNR Officers	100	±1	14	±4	
Marine Corps/USMCR Enlisted	100	±0	16	±5	
Marine Corps/USMCR Officers	100	±1	15	±4	
Air Force/ANG/USAFR Enlisted	100	±0	16	±3	
Air Force/ANG/USAFR Officers	100	±0	19	±5	
Coast Guard Enlisted	99	±2	16	±4	
Coast Guard Officers	100	±0	17	±5	

Note. Percent responding are military members who answered the question.

19. How many different countries or U. S. territories, outside of the 50 United States and the District of Columbia, did you live in before your 18th birthday?

1. 0
2. 1 country or U.S. territory
3. 2 countries or U.S. territories
4. 3 or more countries or U.S. territories

	Percent Responding		Percentages				Max ME	Average Number of Countries or U.S. Territories		
			1	2	3	4				
TOTAL FORCE	99	±1	82	15	3	1	±2	1.3	±0.1	
Total Active Duty	99	±1	81	15	3	1	±3	1.4	±0.2	
Total Reserve	99	±1	80	18	3	0	±7	1.3	±0.3	
Total National Guard	99	±1	87	10	3	0	±4	1.4	±0.2	
SERVICE/COMPONENT										
Army/ARNG/USAR	99	±1	79	17	3	1	±4	1.4	±0.2	
Navy/USNR	99	±2	82	14	3	1	±4	1.4	±0.3	
Marine Corps/USMCR	98	±2	86	12	1	1	±5	1.4	±0.4	
Air Force/ANG/USAFR	100	±1	84	13	3	0	±3	1.3	±0.1	
Coast Guard	99	±2	85	12	2	1	±4	1.3	±0.2	
PAYGRADE										
Enlisted	99	±1	82	15	3	1	±3	1.3	±0.2	
3 to 5 Years of Service	99	±2	82	14	2	1	±6	1.4	±0.4	
6 to 9 Years of Service	99	±1	81	16	3	0	±7	1.2	±0.2	
E1 – E4	99	±1	80	15	3	1	±5	1.4	±0.3	
E5 – E9	99	±1	82	15	3	0	±2	1.3	±0.1	
Officers	100	±1	82	13	4	1	±2	1.4	±0.2	
W1 – W5	99	±2	82	14	3	0	±4	1.3	±0.3	
O1 – O3	100	±1	85	12	3	0	±3	1.3	±0.2	
O4 – O6	100	±1	80	14	5	1	±4	1.5	±0.2	
EDUCATION										
No College	99	±2	87	11	2	0	±5	1.2	±0.2	
Some College	99	±1	81	15	3	1	±3	1.4	±0.2	
4-Year Degree	99	±1	80	16	5	0	±5	1.3	±0.2	
Graduate/Professional Degree	100	±1	79	16	4	1	±4	1.4	±0.2	
RACE/ETHNICITY										
Non-Hispanic White	99	±1	90	8	2	0	±2	1.4	±0.3	
Total Minority	99	±1	68	26	5	1	±4	1.3	±0.2	
Non-Hispanic Black	99	±1	79	17	4	1	±5	1.4	±0.3	
Hispanic	98	±2	62	33	4	1	±7	1.2	±0.1	
GENDER										
Male	99	±1	83	14	3	1	±2	1.4	±0.2	
Female	99	±1	77	20	2	0	±6	1.2	±0.1	
SERVICE/COMPONENT BY PAYGRADE										
Army/ARNG/USAR Enlisted	99	±1	79	17	3	1	±4	1.3	±0.2	
Army/ARNG/USAR Officers	100	±1	82	14	3	1	±4	1.4	±0.2	
Navy/USNR Enlisted	98	±2	81	15	3	1	±4	1.4	±0.3	
Navy/USNR Officers	100	±1	86	11	3	0	±4	1.4	±0.2	
Marine Corps/USMCR Enlisted	98	±3	86	12	1	1	±5	1.4	±0.4	
Marine Corps/USMCR Officers	99	±1	85	11	4	0	±4	1.4	±0.2	
Air Force/ANG/USAFR Enlisted	100	±1	85	12	3	0	±3	1.3	±0.1	
Air Force/ANG/USAFR Officers	100	±1	81	13	5	0	±5	1.4	±0.2	
Coast Guard Enlisted	99	±2	85	12	2	1	±4	1.3	±0.2	
Coast Guard Officers	100	±0	83	13	3	0	±5	1.3	±0.2	

Note. Percent responding are military members who answered the question. Members who indicated they did not live in a U.S. territory or another country before their 18th birthday are coded "0." Average Number of Countries or U.S. Territories excludes those who did not live in a U.S. territory or country other than the United States before their 18th birthday.







































20. How many different states (in the U. S. and including the District of Columbia) did you live in before your 18th birthday?

1. 0
 2. 1 state
 3. 2 states
 4. 3-4 states
 5. 5 or more states

	Percent Responding		Percentages					Max ME	Average Number of States		
			1	2	3	4	5				
TOTAL FORCE	99	±1	12	47	21	14	6	±3	2.0	±0.1	
Total Active Duty	99	±1	12	46	20	15	6	±3	2.0	±0.1	
Total Reserve	99	±2	15	50	18	11	5	±7	1.8	±0.2	
Total National Guard	100	±1	11	49	24	11	6	±7	2.0	±0.3	
SERVICE/COMPONENT											
Army/ARNG/USAR	99	±1	14	47	21	13	5	±5	1.9	±0.2	
Navy/USNR	99	±1	14	46	19	16	6	±4	2.0	±0.2	
Marine Corps/USMCR	98	±2	7	54	22	10	6	±6	1.8	±0.2	
Air Force/ANG/USAFR	100	±1	10	46	19	17	8	±4	2.1	±0.2	
Coast Guard	100	±1	7	49	24	14	6	±5	2.0	±0.2	
PAYGRADE											
Enlisted	99	±1	13	47	21	14	5	±3	1.9	±0.1	
3 to 5 Years of Service	98	±3	13	50	21	12	4	±8	1.9	±0.2	
6 to 9 Years of Service	100	±1	14	44	21	14	6	±8	2.0	±0.2	
E1 – E4	99	±2	15	45	23	13	4	±6	1.9	±0.2	
E5 – E9	99	±1	11	49	19	14	6	±3	1.9	±0.1	
Officers	100	±1	8	48	19	16	9	±3	2.2	±0.2	
W1 – W5	100	±1	10	52	19	12	6	±6	1.9	±0.2	
O1 – O3	100	±1	8	49	18	17	8	±6	2.1	±0.2	
O4 – O6	99	±1	7	46	20	16	11	±4	2.2	±0.2	
EDUCATION											
No College	99	±2	14	44	21	14	8	±7	2.1	±0.3	
Some College	99	±1	12	48	21	14	5	±4	1.9	±0.1	
4-Year Degree	99	±2	10	50	20	14	6	±5	1.9	±0.2	
Graduate/Professional Degree	100	±1	11	46	19	15	8	±5	2.1	±0.2	
RACE/ETHNICITY											
Non-Hispanic White	100	±1	8	48	22	16	7	±4	2.0	±0.1	
Total Minority	98	±2	20	46	19	11	4	±4	1.8	±0.1	
Non-Hispanic Black	98	±3	23	46	18	10	3	±6	1.7	±0.2	
Hispanic	98	±2	18	49	21	9	4	±7	1.8	±0.2	
GENDER											
Male	99	±1	12	47	21	14	6	±3	2.0	±0.1	
Female	98	±3	14	48	19	13	6	±6	1.9	±0.2	
SERVICE/COMPONENT BY PAYGRADE											
Army/ARNG/USAR Enlisted	99	±1	15	47	22	12	5	±5	1.9	±0.2	
Army/ARNG/USAR Officers	100	±1	10	49	18	16	8	±6	2.1	±0.2	
Navy/USNR Enlisted	99	±1	16	46	18	15	5	±5	2.0	±0.2	
Navy/USNR Officers	100	±1	6	45	22	18	9	±6	2.2	±0.2	
Marine Corps/USMCR Enlisted	98	±3	8	55	22	10	6	±7	1.8	±0.2	
Marine Corps/USMCR Officers	100	±1	5	49	22	15	9	±5	2.1	±0.2	
Air Force/ANG/USAFR Enlisted	100	±1	10	45	19	17	7	±4	2.1	±0.2	
Air Force/ANG/USAFR Officers	100	±1	6	48	19	14	13	±5	2.2	±0.2	
Coast Guard Enlisted	100	±1	8	48	25	13	7	±6	2.0	±0.2	
Coast Guard Officers	100	±0	3	53	18	20	6	±7	2.0	±0.2	

Note. Percent responding are military members who answered the question. Average Number of States excludes those who did not live in the U.S., including the District of Columbia, before their 18th birthday.

21. Is any language other than English used in your current household?

	Percent Responding		Percentages	Max ME	Percentage Reporting Yes
			Yes		
TOTAL FORCE	100	±1	32	±3	
Total Active Duty	100	±1	33	±3	
Total Reserve	100	±1	34	±7	
Total National Guard	100	±1	26	±6	
SERVICE/COMPONENT					
Army/ARNG/USAR	100	±1	33	±4	
Navy/USNR	100	±0	34	±4	
Marine Corps/USMCR	100	±0	33	±6	
Air Force/ANG/USAFR	100	±1	27	±3	
Coast Guard	100	±0	28	±4	
PAYGRADE					
Enlisted	100	±1	32	±3	
3 to 5 Years of Service	100	±0	29	±7	
6 to 9 Years of Service	100	±0	36	±8	
E1 – E4	100	±0	34	±5	
E5 – E9	100	±1	30	±2	
Officers	100	±1	31	±3	
W1 – W5	100	±1	32	±5	
O1 – O3	100	±0	31	±5	
O4 – O6	100	±1	30	±4	
EDUCATION					
No College	100	±1	24	±5	
Some College	100	±1	33	±4	
4-Year Degree	100	±0	34	±6	
Graduate/Professional Degree	100	±1	35	±6	
RACE/ETHNICITY					
Non-Hispanic White	100	±1	22	±3	
Total Minority	100	±1	49	±4	
Non-Hispanic Black	100	±1	24	±6	
Hispanic	100	±0	74	±6	
GENDER					
Male	100	±1	31	±3	
Female	100	±1	35	±6	
SERVICE/COMPONENT BY PAYGRADE					
Army/ARNG/USAR Enlisted	100	±1	33	±5	
Army/ARNG/USAR Officers	100	±1	35	±6	
Navy/USNR Enlisted	100	±0	35	±5	
Navy/USNR Officers	100	±0	29	±5	
Marine Corps/USMCR Enlisted	100	±0	33	±6	
Marine Corps/USMCR Officers	100	±0	28	±5	
Air Force/ANG/USAFR Enlisted	100	±1	28	±4	
Air Force/ANG/USAFR Officers	100	±1	25	±5	
Coast Guard Enlisted	100	±0	28	±5	
Coast Guard Officers	100	±0	26	±6	

Note. Percent responding are military members who answered the question.

23. In terms of your cultural identity, which of the following do you consider yourself to be?

1. Monocultural

2. Bicultural

3. Multicultural

	Percent Responding		Percentages			Max ME
			1	2	3	
TOTAL FORCE	99	±1	54	16	30	±3
Total Active Duty	100	±1	53	17	31	±3
Total Reserve	99	±3	49	17	33	±7
Total National Guard	99	±1	65	14	21	±6
SERVICE/COMPONENT						
Army/ARNG/USAR	99	±1	51	16	33	±4
Navy/USNR	100	±1	52	17	31	±4
Marine Corps/USMCR	100	±1	55	19	26	±6
Air Force/ANG/USAFR	99	±1	62	14	24	±4
Coast Guard	100	±1	61	16	24	±5
PAYGRADE						
Enlisted	99	±1	51	17	32	±3
3 to 5 Years of Service	99	±3	49	16	35	±7
6 to 9 Years of Service	100	±1	46	17	37	±8
E1 – E4	99	±2	47	18	35	±6
E5 – E9	99	±1	54	17	30	±3
Officers	100	±1	70	13	17	±3
W1 – W5	100	±1	62	16	23	±5
O1 – O3	100	±1	71	13	16	±4
O4 – O6	100	±1	71	11	17	±4
EDUCATION						
No College	100	±1	52	20	29	±7
Some College	99	±1	52	17	31	±4
4-Year Degree	100	±1	59	14	28	±6
Graduate/Professional Degree	100	±1	63	13	25	±6
RACE/ETHNICITY						
Non-Hispanic White	99	±1	71	9	20	±3
Total Minority	100	±1	25	28	46	±4
Non-Hispanic Black	100	±1	45	17	38	±6
Hispanic	99	±1	10	37	52	±7
GENDER						
Male	99	±1	56	15	29	±3
Female	99	±1	46	21	33	±6
SERVICE/COMPONENT BY PAYGRADE						
Army/ARNG/USAR Enlisted	99	±1	48	17	36	±5
Army/ARNG/USAR Officers	100	±1	67	16	18	±5
Navy/USNR Enlisted	100	±1	47	19	34	±5
Navy/USNR Officers	99	±1	72	10	18	±6
Marine Corps/USMCR Enlisted	100	±1	53	20	27	±6
Marine Corps/USMCR Officers	99	±1	72	11	17	±4
Air Force/ANG/USAFR Enlisted	99	±1	59	15	26	±4
Air Force/ANG/USAFR Officers	100	±1	76	10	14	±5
Coast Guard Enlisted	100	±1	60	17	23	±5
Coast Guard Officers	100	±0	65	11	24	±6

Note. Percent responding are military members who answered the question.

24. Have you completed any self-study on a geographic area outside of the 50 United States and the District of Columbia?

	Percent Responding		Percentages		Max ME	Percentage Reporting Yes
			Yes			
TOTAL FORCE	100	±1	23		±3	
Total Active Duty	100	±1	24		±3	
Total Reserve	100	±0	23		±7	
Total National Guard	100	±1	19		±6	
SERVICE/COMPONENT						
Army/ARNG/USAR	100	±1	26		±4	
Navy/USNR	100	±1	22		±4	
Marine Corps/USMCR	100	±0	17		±4	
Air Force/ANG/USAFR	100	±1	19		±3	
Coast Guard	100	±1	13		±4	
PAYGRADE						
Enlisted	100	±1	20		±3	
3 to 5 Years of Service	100	±0	22		±7	
6 to 9 Years of Service	100	±0	21		±7	
E1 – E4	100	±0	19		±5	
E5 – E9	100	±1	21		±3	
Officers	100	±1	35		±3	
W1 – W5	100	±0	24		±5	
O1 – O3	100	±1	32		±5	
O4 – O6	100	±1	41		±4	
EDUCATION						
No College	100	±1	9		±3	
Some College	100	±1	20		±4	
4-Year Degree	100	±0	29		±5	
Graduate/Professional Degree	100	±1	43		±6	
RACE/ETHNICITY						
Non-Hispanic White	100	±1	24		±3	
Total Minority	100	±1	20		±4	
Non-Hispanic Black	100	±1	19		±6	
Hispanic	100	±0	20		±6	
GENDER						
Male	100	±1	24		±3	
Female	100	±1	16		±5	
SERVICE/COMPONENT BY PAYGRADE						
Army/ARNG/USAR Enlisted	100	±1	24		±5	
Army/ARNG/USAR Officers	100	±1	37		±5	
Navy/USNR Enlisted	100	±0	20		±4	
Navy/USNR Officers	100	±1	33		±6	
Marine Corps/USMCR Enlisted	100	±0	14		±5	
Marine Corps/USMCR Officers	100	±0	38		±5	
Air Force/ANG/USAFR Enlisted	100	±1	16		±4	
Air Force/ANG/USAFR Officers	100	±0	33		±5	
Coast Guard Enlisted	100	±1	10		±4	
Coast Guard Officers	100	±0	22		±6	

Note. Percent responding are military members who answered the question.

26. What year did you complete your self-study?

- | | | |
|----------|---------------------|---------|
| 1. 2011 | 2. 2010 | 3. 2009 |
| 4. 2008 | 5. 2007 | 6. 2006 |
| 7. 2005 | 8. 2004 | 9. 2003 |
| 10. 2002 | 11. 2001 or earlier | |

	Percent Responding		Percentages											Max ME
			1	2	3	4	5	6	7	8	9	10	11	
TOTAL FORCE	22	±2	23	3	4	4	6	5	7	9	11	14	14	±5
Total Active Duty	23	±3	21	2	4	5	8	4	8	9	13	14	13	±5
Total Reserve	22	±6	28	NR	NR	1	1	9	NR	NR	6	13	9	±15
Total National Guard	17	±5	23	1	3	6	4	4	4	6	10	14	NR	±17
SERVICE/COMPONENT														
Army/ARNG/USAR	25	±4	22	4	5	4	7	4	7	10	9	12	15	±9
Navy/USNR	22	±4	29	2	2	4	5	6	6	7	12	15	12	±8
Marine Corps/USMCR	17	±4	18	4	4	7	5	2	8	13	11	17	11	±11
Air Force/ANG/USAFR	19	±3	21	2	3	4	4	7	9	6	15	16	14	±7
Coast Guard	13	±3	27	5	5	3	9	3	7	13	12	10	8	±13
PAYGRADE														
Enlisted	19	±3	22	3	4	4	7	5	7	8	11	14	15	±7
3 to 5 Years of Service	21	±6	7	NR	NR	4	NR	NR	6	NR	14	18	15	±17
6 to 9 Years of Service	20	±6	26	4	1	2	7	5	NR	6	7	10	NR	±17
E1 – E4	18	±5	15	NR	NR	4	8	5	12	9	10	15	17	±13
E5 – E9	21	±3	27	3	4	4	6	5	4	8	12	13	13	±7
Officers	35	±3	25	3	5	5	3	5	7	10	12	13	11	±7
W1 – W5	24	±5	43	3	6	4	9	1	7	4	11	7	3	±10
O1 – O3	32	±5	17	3	4	7	3	5	6	15	13	16	12	±14
O4 – O6	40	±4	31	3	6	4	3	6	8	7	10	11	11	±12
EDUCATION														
No College	9	±3	18	1	5	NR	NR	6	8	12	11	20	10	±15
Some College	19	±3	20	5	5	4	6	4	8	5	12	16	15	±8
4-Year Degree	29	±5	29	1	2	6	7	5	5	13	12	9	10	±11
Graduate/Professional Degree	42	±6	25	3	4	3	3	6	9	11	8	11	17	±12
RACE/ETHNICITY														
Non-Hispanic White	24	±3	21	3	5	4	7	5	6	8	12	15	16	±7
Total Minority	19	±3	28	3	2	5	5	3	11	11	10	12	10	±10
Non-Hispanic Black	18	±5	30	3	2	NR	6	3	2	NR	5	NR	14	±16
Hispanic	20	±6	24	2	2	4	5	2	NR	NR	9	14	8	±12
GENDER														
Male	24	±3	23	2	5	4	6	5	8	10	11	13	14	±6
Female	14	±4	23	NR	0	4	8	6	3	3	10	NR	13	±12
SERVICE/COMPONENT BY PAYGRADE														
Army/ARNG/USAR Enlisted	23	±5	21	4	5	3	8	4	8	9	9	12	17	±11
Army/ARNG/USAR Officers	36	±5	26	3	7	7	3	4	4	14	11	13	9	±13
Navy/USNR Enlisted	19	±4	30	3	2	4	6	6	4	7	11	15	12	±10
Navy/USNR Officers	33	±6	28	2	1	4	4	5	12	NR	14	14	10	±16
Marine Corps/USMCR Enlisted	14	±4	16	3	3	8	5	1	7	15	13	19	9	±15
Marine Corps/USMCR Officers	38	±5	22	4	4	4	5	4	9	8	8	13	19	±7
Air Force/ANG/USAFR Enlisted	16	±3	21	2	3	4	4	5	8	5	18	18	13	±10
Air Force/ANG/USAFR Officers	33	±5	22	2	3	4	4	9	12	6	11	12	15	±8
Coast Guard Enlisted	10	±4	NR	NR	1	1	NR	NR	NR	17	NR	11	8	±17
Coast Guard Officers	22	±6	29	1	11	5	4	5	8	5	18	7	7	±15

Note. Percent responding are military members who answered the question and who reported completing a self-study of a geographic area outside of the 50 United States and the District of Columbia (Q24).

NR: Not reportable

27. Have you completed the following Professional Military Education (PME)?

- a. Expeditionary Warfare School (EWS; previously Amphibious Warfare School)
- b. Marine Corps Command and Staff College (CSC)
- c. USMC School of Advanced Warfighting (SAW)
- d. Marine Corps War College (MCWAR)
- e. Joint Forces Staff College (JFSC)
- f. Industrial College of the Armed Forces (ICAF)
- g. Naval Postgraduate School (NPS)
- h. National War College (NWC)
- i. Sister School Command and Staff College (Air, Army, Naval)
- j. Sister School Advanced Intermediate Program (School of Advanced Air and Space Studies/Advanced Studies Military Program at SAMS/Maritime Advanced Warfighting School; previously NOPC)
- k. Sister School War College (Air, Army, Naval)
- l. Other

	Percent Responding		Percentages											Max ME	
			a	b	c	d	e	f	g	h	i	j	k		l
TOTAL FORCE	1	±1	54	29	0	0°	3	0	8	1	3	1	4	10	±5
Total Active Duty	1	±1	54	27	0	0°	3	0	9	0	3	1	3	10	±5
Total Reserve	1	±1	56	46	1	0°	3	NR	2	2	2	NR	5	9	±12
Total National Guard	NA		NA	NA	NA	NA	NA	NA	NA	NA	NA	NA	NA	NA	
SERVICE/COMPONENT															
Army/ARNG/USAR	NA		NA	NA	NA	NA	NA	NA	NA	NA	NA	NA	NA	NA	
Navy/USNR	NA		NA	NA	NA	NA	NA	NA	NA	NA	NA	NA	NA	NA	
Marine Corps/USMCR	10	±1	54	29	0	0°	3	0	8	1	3	1	4	10	±5
Air Force/ANG/USAFR	NA		NA	NA	NA	NA	NA	NA	NA	NA	NA	NA	NA	NA	
Coast Guard	NA		NA	NA	NA	NA	NA	NA	NA	NA	NA	NA	NA	NA	
PAYGRADE															
Enlisted	NA		NA	NA	NA	NA	NA	NA	NA	NA	NA	NA	NA	NA	
3 to 5 Years of Service	NA		NA	NA	NA	NA	NA	NA	NA	NA	NA	NA	NA	NA	
6 to 9 Years of Service	NA		NA	NA	NA	NA	NA	NA	NA	NA	NA	NA	NA	NA	
E1 – E4	NA		NA	NA	NA	NA	NA	NA	NA	NA	NA	NA	NA	NA	
E5 – E9	NA		NA	NA	NA	NA	NA	NA	NA	NA	NA	NA	NA	NA	
Officers	6	±1	54	29	0	0°	3	0	8	1	3	1	4	10	±5
W1 – W5	NA		NA	NA	NA	NA	NA	NA	NA	NA	NA	NA	NA	NA	
O1 – O3	7	±1	33	2	0	0°	0	0	3	0	0	0	0	8	±7
O4 – O6	6	±1	86	69	1	0°	8	1	15	2	7	1	8	13	±6
EDUCATION															
No College	0	±1	NR	NR	NR	0°	NR	NR	NR	NR	NR	NR	NR	NR	
Some College	0	±1	NR	NR	NR	0°	NR	NR	NR	NR	NR	NR	NR	NR	±0
4-Year Degree	3	±1	43	18	0	0°	1	0	0	0	0	0	1	11	±6
Graduate/Professional Degree	3	±1	75	54	1	0°	8	1	24	2	8	1	10	8	±8
RACE/ETHNICITY															
Non-Hispanic White	1	±1	54	30	1	0°	3	0	8	1	3	1	4	9	±5
Total Minority	0	±1	54	27	NR	0°	6	0	7	NR	2	1	3	14	±9
Non-Hispanic Black	0	±1	NR	32	NR	0°	NR	NR	13	NR	4	NR	4	10	±16
Hispanic	1	±1	58	24	NR	0°	4	NR	6	NR	1	NR	1	21	±16
GENDER															
Male	1	±1	55	30	0	0°	3	0	8	1	3	1	4	10	±5
Female	0	±1	NR	20	NR	0°	NR	NR	NR	NR	NR	NR	NR	NR	±17
SERVICE/COMPONENT BY PAYGRADE															
Army/ARNG/USAR Enlisted	NA		NA	NA	NA	NA	NA	NA	NA	NA	NA	NA	NA	NA	
Army/ARNG/USAR Officers	NA		NA	NA	NA	NA	NA	NA	NA	NA	NA	NA	NA	NA	
Navy/USNR Enlisted	NA		NA	NA	NA	NA	NA	NA	NA	NA	NA	NA	NA	NA	
Navy/USNR Officers	NA		NA	NA	NA	NA	NA	NA	NA	NA	NA	NA	NA	NA	
Marine Corps/USMCR Enlisted	NA		NA	NA	NA	NA	NA	NA	NA	NA	NA	NA	NA	NA	
Marine Corps/USMCR Officers	89	±2	54	29	0	0°	3	0	8	1	3	1	4	10	±5
Air Force/ANG/USAFR Enlisted	NA		NA	NA	NA	NA	NA	NA	NA	NA	NA	NA	NA	NA	
Air Force/ANG/USAFR Officers	NA		NA	NA	NA	NA	NA	NA	NA	NA	NA	NA	NA	NA	
Coast Guard Enlisted	NA		NA	NA	NA	NA	NA	NA	NA	NA	NA	NA	NA	NA	
Coast Guard Officers	NA		NA	NA	NA	NA	NA	NA	NA	NA	NA	NA	NA	NA	

Note. Percent responding are military members who answered the question, who were identified as Marine Corps or U.S. Marine Corps Reserve in the sample frame (June 2011), and who were commissioned officers (Q1).

NR: Not reportable

° Response option never endorsed.

NA: Not applicable

28. What year did you complete the following Professional Military Education (PME)?

a. Expeditionary Warfare School (EWS; previously Amphibious Warfare School)

- | | | |
|--------------------|----------|---------|
| 1. 2001 or earlier | 2. 2002 | 3. 2003 |
| 4. 2004 | 5. 2005 | 6. 2006 |
| 7. 2007 | 8. 2008 | 9. 2009 |
| 10. 2010 | 11. 2011 | |

	Percent Responding		Percentages											Max ME
			1	2	3	4	5	6	7	8	9	10	11	
TOTAL FORCE	1	±1	31	5	6	7	6	3	7	6	7	11	12	±5
Total Active Duty	1	±1	27	4	6	7	5	3	8	7	7	12	13	±6
Total Reserve	0	±1	49	6	6	8	11	4	4	NR	NR	NR	NR	±16
Total National Guard	NA		NA	NA	NA	NA	NA	NA	NA	NA	NA	NA	NA	
SERVICE/COMPONENT														
Army/ARNG/USAR	NA		NA	NA	NA	NA	NA	NA	NA	NA	NA	NA	NA	
Navy/USNR	NA		NA	NA	NA	NA	NA	NA	NA	NA	NA	NA	NA	
Marine Corps/USMCR	5	±1	31	5	6	7	6	3	7	6	7	11	12	±5
Air Force/ANG/USAFR	NA		NA	NA	NA	NA	NA	NA	NA	NA	NA	NA	NA	
Coast Guard	NA		NA	NA	NA	NA	NA	NA	NA	NA	NA	NA	NA	
PAYGRADE														
Enlisted	NA		NA	NA	NA	NA	NA	NA	NA	NA	NA	NA	NA	
3 to 5 Years of Service	NA		NA	NA	NA	NA	NA	NA	NA	NA	NA	NA	NA	
6 to 9 Years of Service	NA		NA	NA	NA	NA	NA	NA	NA	NA	NA	NA	NA	
E1 – E4	NA		NA	NA	NA	NA	NA	NA	NA	NA	NA	NA	NA	
E5 – E9	NA		NA	NA	NA	NA	NA	NA	NA	NA	NA	NA	NA	
Officers	3	±1	31	5	6	7	6	3	7	6	7	11	12	±5
W1 – W5	NA		NA	NA	NA	NA	NA	NA	NA	NA	NA	NA	NA	
O1 – O3	2	±1	NR	NR	NR	NR	4	2	7	8	15	27	33	±12
O4 – O6	5	±1	48	7	8	10	7	3	7	5	2	2	0	±7
EDUCATION														
No College	0	±1	NR	NR	NR	NR	NR	NR	NR	NR	NR	NR	NR	
Some College	0	±1	NR	NR	NR	NR	NR	NR	NR	NR	NR	NR	NR	
4-Year Degree	1	±1	19	5	3	5	6	3	9	9	7	17	17	±8
Graduate/Professional Degree	2	±1	47	5	9	8	5	3	5	3	5	3	7	±8
RACE/ETHNICITY														
Non-Hispanic White	1	±1	33	5	5	7	6	2	8	6	6	10	12	±6
Total Minority	0	±1	22	5	8	7	3	7	6	9	7	15	10	±13
Non-Hispanic Black	0	±1	13	NR	NR	13	NR	NR	NR	NR	NR	NR	NR	±17
Hispanic	0	±1	18	9	4	NR	NR	NR	NR	NR	NR	NR	NR	±16
GENDER														
Male	1	±1	32	4	6	7	6	2	7	7	6	11	12	±5
Female	0	±1	NR	NR	NR	NR	NR	NR	NR	NR	NR	NR	NR	
SERVICE/COMPONENT BY PAYGRADE														
Army/ARNG/USAR Enlisted	NA		NA	NA	NA	NA	NA	NA	NA	NA	NA	NA	NA	
Army/ARNG/USAR Officers	NA		NA	NA	NA	NA	NA	NA	NA	NA	NA	NA	NA	
Navy/USNR Enlisted	NA		NA	NA	NA	NA	NA	NA	NA	NA	NA	NA	NA	
Navy/USNR Officers	NA		NA	NA	NA	NA	NA	NA	NA	NA	NA	NA	NA	
Marine Corps/USMCR Enlisted	NA		NA	NA	NA	NA	NA	NA	NA	NA	NA	NA	NA	
Marine Corps/USMCR Officers	48	±4	31	5	6	7	6	3	7	6	7	11	12	±5
Air Force/ANG/USAFR Enlisted	NA		NA	NA	NA	NA	NA	NA	NA	NA	NA	NA	NA	
Air Force/ANG/USAFR Officers	NA		NA	NA	NA	NA	NA	NA	NA	NA	NA	NA	NA	
Coast Guard Enlisted	NA		NA	NA	NA	NA	NA	NA	NA	NA	NA	NA	NA	
Coast Guard Officers	NA		NA	NA	NA	NA	NA	NA	NA	NA	NA	NA	NA	

Note. Percent responding are military members who answered the question, who were identified as Marine Corps or U.S. Marine Corps Reserve in the sample frame (June 2011), who were commissioned officers (Q1), and who completed EWS (Q27a).

NR: Not reportable

NA: Not applicable

28. What year did you complete the following Professional Military Education (PME)?**b. Marine Corps Command and Staff College (CSC)**

- | | | |
|--------------------|----------|---------|
| 1. 2001 or earlier | 2. 2002 | 3. 2003 |
| 4. 2004 | 5. 2005 | 6. 2006 |
| 7. 2007 | 8. 2008 | 9. 2009 |
| 10. 2010 | 11. 2011 | |

	Percent Responding		Percentages											Max ME
			1	2	3	4	5	6	7	8	9	10	11	
TOTAL FORCE	0	±1	14	5	10	6	7	8	11	5	10	8	16	±7
Total Active Duty	0	±1	13	6	11	4	7	7	12	6	11	8	16	±7
Total Reserve	0	±1	18	NR	7	11	9	11	7	5	5	9	16	±16
Total National Guard	NA		NA	NA	NA	NA	NA	NA	NA	NA	NA	NA	NA	
SERVICE/COMPONENT														
Army/ARNG/USAR	NA		NA	NA	NA	NA	NA	NA	NA	NA	NA	NA	NA	
Navy/USNR	NA		NA	NA	NA	NA	NA	NA	NA	NA	NA	NA	NA	
Marine Corps/USMCR	3	±1	14	5	10	6	7	8	11	5	10	8	16	±7
Air Force/ANG/USAFR	NA		NA	NA	NA	NA	NA	NA	NA	NA	NA	NA	NA	
Coast Guard	NA		NA	NA	NA	NA	NA	NA	NA	NA	NA	NA	NA	
PAYGRADE														
Enlisted	NA		NA	NA	NA	NA	NA	NA	NA	NA	NA	NA	NA	
3 to 5 Years of Service	NA		NA	NA	NA	NA	NA	NA	NA	NA	NA	NA	NA	
6 to 9 Years of Service	NA		NA	NA	NA	NA	NA	NA	NA	NA	NA	NA	NA	
E1 – E4	NA		NA	NA	NA	NA	NA	NA	NA	NA	NA	NA	NA	
E5 – E9	NA		NA	NA	NA	NA	NA	NA	NA	NA	NA	NA	NA	
Officers	2	±1	14	5	10	6	7	8	11	5	10	8	16	±7
W1 – W5	NA		NA	NA	NA	NA	NA	NA	NA	NA	NA	NA	NA	
O1 – O3	0	±1	NR	NR	NR	NR	NR	NR	NR	NR	NR	NR	NR	
O4 – O6	4	±1	15	5	11	6	8	8	11	6	10	6	14	±6
EDUCATION														
No College	NA		NA	NA	NA	NA	NA	NA	NA	NA	NA	NA	NA	
Some College	0	±1	NR	NR	NR	NR	NR	NR	NR	NR	NR	NR	NR	
4-Year Degree	1	±1	8	4	9	3	9	5	12	7	8	11	24	±12
Graduate/Professional Degree	2	±1	18	5	11	8	6	10	10	4	10	5	11	±8
RACE/ETHNICITY														
Non-Hispanic White	0	±1	14	5	11	6	6	9	12	5	9	8	15	±7
Total Minority	0	±1	15	4	8	NR	12	NR	5	7	14	5	22	±16
Non-Hispanic Black	0	±1	NR	NR	NR	NR	NR	NR	NR	NR	NR	NR	NR	
Hispanic	0	±1	NR	NR	NR	NR	NR	NR	NR	NR	NR	NR	NR	
GENDER														
Male	0	±1	15	5	11	6	7	7	11	6	10	8	15	±7
Female	0	±1	NR	NR	NR	NR	NR	NR	NR	NR	NR	NR	NR	
SERVICE/COMPONENT BY PAYGRADE														
Army/ARNG/USAR Enlisted	NA		NA	NA	NA	NA	NA	NA	NA	NA	NA	NA	NA	
Army/ARNG/USAR Officers	NA		NA	NA	NA	NA	NA	NA	NA	NA	NA	NA	NA	
Navy/USNR Enlisted	NA		NA	NA	NA	NA	NA	NA	NA	NA	NA	NA	NA	
Navy/USNR Officers	NA		NA	NA	NA	NA	NA	NA	NA	NA	NA	NA	NA	
Marine Corps/USMCR Enlisted	NA		NA	NA	NA	NA	NA	NA	NA	NA	NA	NA	NA	
Marine Corps/USMCR Officers	26	±3	14	5	10	6	7	8	11	5	10	8	16	±7
Air Force/ANG/USAFR Enlisted	NA		NA	NA	NA	NA	NA	NA	NA	NA	NA	NA	NA	
Air Force/ANG/USAFR Officers	NA		NA	NA	NA	NA	NA	NA	NA	NA	NA	NA	NA	
Coast Guard Enlisted	NA		NA	NA	NA	NA	NA	NA	NA	NA	NA	NA	NA	
Coast Guard Officers	NA		NA	NA	NA	NA	NA	NA	NA	NA	NA	NA	NA	

Note. Percent responding are military members who answered the question, who were identified as Marine Corps or U.S. Marine Corps Reserve in the sample frame (June 2011), who were commissioned officers (Q1), and who completed CSC (Q27b).

NR: Not reportable

NA: Not applicable

28. What year did you complete the following Professional Military Education (PME)?

c. USMC School of Advanced Warfighting (SAW)

- | | | |
|--------------------|----------|---------|
| 1. 2001 or earlier | 2. 2002 | 3. 2003 |
| 4. 2004 | 5. 2005 | 6. 2006 |
| 7. 2007 | 8. 2008 | 9. 2009 |
| 10. 2010 | 11. 2011 | |

	Percent Responding		Percentages											Max ME
			1	2	3	4	5	6	7	8	9	10	11	
TOTAL FORCE	0	±1	NR	0°	0°	0°	0°	NR	0°	0°	0°	0°	0°	
Total Active Duty	0	±1	NR	0°	0°	0°	0°	NR	0°	0°	0°	0°	0°	
Total Reserve	0	±1	NR	0°	0°	0°	0°	NR	0°	0°	0°	0°	0°	
Total National Guard	NA		NA	NA	NA	NA	NA	NA	NA	NA	NA	NA	NA	
SERVICE/COMPONENT														
Army/ARNG/USAR	NA		NA	NA	NA	NA	NA	NA	NA	NA	NA	NA	NA	
Navy/USNR	NA		NA	NA	NA	NA	NA	NA	NA	NA	NA	NA	NA	
Marine Corps/USMCR	0	±1	NR	0°	0°	0°	0°	NR	0°	0°	0°	0°	0°	
Air Force/ANG/USAFR	NA		NA	NA	NA	NA	NA	NA	NA	NA	NA	NA	NA	
Coast Guard	NA		NA	NA	NA	NA	NA	NA	NA	NA	NA	NA	NA	
PAYGRADE														
Enlisted	NA		NA	NA	NA	NA	NA	NA	NA	NA	NA	NA	NA	
3 to 5 Years of Service	NA		NA	NA	NA	NA	NA	NA	NA	NA	NA	NA	NA	
6 to 9 Years of Service	NA		NA	NA	NA	NA	NA	NA	NA	NA	NA	NA	NA	
E1 – E4	NA		NA	NA	NA	NA	NA	NA	NA	NA	NA	NA	NA	
E5 – E9	NA		NA	NA	NA	NA	NA	NA	NA	NA	NA	NA	NA	
Officers	0	±1	NR	0°	0°	0°	0°	NR	0°	0°	0°	0°	0°	
W1 – W5	NA		NA	NA	NA	NA	NA	NA	NA	NA	NA	NA	NA	
O1 – O3	NA		NA	NA	NA	NA	NA	NA	NA	NA	NA	NA	NA	
O4 – O6	0	±1	NR	0°	0°	0°	0°	NR	0°	0°	0°	0°	0°	
EDUCATION														
No College	NA		NA	NA	NA	NA	NA	NA	NA	NA	NA	NA	NA	
Some College	NA		NA	NA	NA	NA	NA	NA	NA	NA	NA	NA	NA	
4-Year Degree	0	±1	NR	0°	0°	0°	0°	NR	0°	0°	0°	0°	0°	
Graduate/Professional Degree	0	±1	NR	0°	0°	0°	0°	NR	0°	0°	0°	0°	0°	
RACE/ETHNICITY														
Non-Hispanic White	0	±1	NR	0°	0°	0°	0°	NR	0°	0°	0°	0°	0°	
Total Minority	NA		NA	NA	NA	NA	NA	NA	NA	NA	NA	NA	NA	
Non-Hispanic Black	NA		NA	NA	NA	NA	NA	NA	NA	NA	NA	NA	NA	
Hispanic	NA		NA	NA	NA	NA	NA	NA	NA	NA	NA	NA	NA	
GENDER														
Male	0	±1	NR	0°	0°	0°	0°	NR	0°	0°	0°	0°	0°	
Female	NA		NA	NA	NA	NA	NA	NA	NA	NA	NA	NA	NA	
SERVICE/COMPONENT BY PAYGRADE														
Army/ARNG/USAR Enlisted	NA		NA	NA	NA	NA	NA	NA	NA	NA	NA	NA	NA	
Army/ARNG/USAR Officers	NA		NA	NA	NA	NA	NA	NA	NA	NA	NA	NA	NA	
Navy/USNR Enlisted	NA		NA	NA	NA	NA	NA	NA	NA	NA	NA	NA	NA	
Navy/USNR Officers	NA		NA	NA	NA	NA	NA	NA	NA	NA	NA	NA	NA	
Marine Corps/USMCR Enlisted	NA		NA	NA	NA	NA	NA	NA	NA	NA	NA	NA	NA	
Marine Corps/USMCR Officers	0	±1	NR	0°	0°	0°	0°	NR	0°	0°	0°	0°	0°	
Air Force/ANG/USAFR Enlisted	NA		NA	NA	NA	NA	NA	NA	NA	NA	NA	NA	NA	
Air Force/ANG/USAFR Officers	NA		NA	NA	NA	NA	NA	NA	NA	NA	NA	NA	NA	
Coast Guard Enlisted	NA		NA	NA	NA	NA	NA	NA	NA	NA	NA	NA	NA	
Coast Guard Officers	NA		NA	NA	NA	NA	NA	NA	NA	NA	NA	NA	NA	

Note. Percent responding are military members who answered the question, who were identified as Marine Corps or U.S. Marine Corps Reserve in the sample frame (June 2011), who were commissioned officers (Q1), and who completed SAW (Q27c).

NR: Not reportable

° Response option never endorsed.

NA: Not applicable

28. What year did you complete the following Professional Military Education (PME)?**e. Joint Forces Staff College (JFSC)**

- | | | |
|--------------------|----------|---------|
| 1. 2001 or earlier | 2. 2002 | 3. 2003 |
| 4. 2004 | 5. 2005 | 6. 2006 |
| 7. 2007 | 8. 2008 | 9. 2009 |
| 10. 2010 | 11. 2011 | |

	Percent Responding		Percentages											Max ME	
			1	2	3	4	5	6	7	8	9	10	11		
TOTAL FORCE	0	±1	NR	0°	NR	NR	NR	NR	NR	NR	NR	NR	NR	NR	±0
Total Active Duty	0	±1	NR	0°	NR	NR	NR	NR	NR	NR	NR	NR	NR	NR	±0
Total Reserve	0	±1	NR	0°	NR	NR	NR	NR	NR	NR	NR	NR	NR	NR	
Total National Guard	NA		NA	NA	NA	NA	NA	NA	NA	NA	NA	NA	NA	NA	
SERVICE/COMPONENT															
Army/ARNG/USAR	NA		NA	NA	NA	NA	NA	NA	NA	NA	NA	NA	NA	NA	
Navy/USNR	NA		NA	NA	NA	NA	NA	NA	NA	NA	NA	NA	NA	NA	
Marine Corps/USMCR	0	±1	NR	0°	NR	NR	NR	NR	NR	NR	NR	NR	NR	NR	±0
Air Force/ANG/USAFR	NA		NA	NA	NA	NA	NA	NA	NA	NA	NA	NA	NA	NA	
Coast Guard	NA		NA	NA	NA	NA	NA	NA	NA	NA	NA	NA	NA	NA	
PAYGRADE															
Enlisted	NA		NA	NA	NA	NA	NA	NA	NA	NA	NA	NA	NA	NA	
3 to 5 Years of Service	NA		NA	NA	NA	NA	NA	NA	NA	NA	NA	NA	NA	NA	
6 to 9 Years of Service	NA		NA	NA	NA	NA	NA	NA	NA	NA	NA	NA	NA	NA	
E1 – E4	NA		NA	NA	NA	NA	NA	NA	NA	NA	NA	NA	NA	NA	
E5 – E9	NA		NA	NA	NA	NA	NA	NA	NA	NA	NA	NA	NA	NA	
Officers	0	±1	NR	0°	NR	NR	NR	NR	NR	NR	NR	NR	NR	NR	±0
W1 – W5	NA		NA	NA	NA	NA	NA	NA	NA	NA	NA	NA	NA	NA	
O1 – O3	NA		NA	NA	NA	NA	NA	NA	NA	NA	NA	NA	NA	NA	
O4 – O6	0	±1	NR	0°	NR	NR	NR	NR	NR	NR	NR	NR	NR	NR	±0
EDUCATION															
No College	NA		NA	NA	NA	NA	NA	NA	NA	NA	NA	NA	NA	NA	
Some College	NA		NA	NA	NA	NA	NA	NA	NA	NA	NA	NA	NA	NA	
4-Year Degree	0	±1	NR	0°	NR	NR	NR	NR	NR	NR	NR	NR	NR	NR	±0
Graduate/Professional Degree	0	±1	NR	0°	NR	NR	NR	NR	NR	NR	NR	NR	NR	NR	±0
RACE/ETHNICITY															
Non-Hispanic White	0	±1	NR	0°	NR	NR	NR	NR	NR	NR	NR	NR	NR	NR	±0
Total Minority	0	±1	NR	0°	NR	NR	NR	NR	NR	NR	NR	NR	NR	NR	±0
Non-Hispanic Black	0	±1	NR	0°	NR	NR	NR	NR	NR	NR	NR	NR	NR	NR	
Hispanic	0	±1	NR	0°	NR	NR	NR	NR	NR	NR	NR	NR	NR	NR	
GENDER															
Male	0	±1	NR	0°	NR	NR	NR	NR	NR	NR	NR	NR	NR	NR	±0
Female	0	±1	NR	0°	NR	NR	NR	NR	NR	NR	NR	NR	NR	NR	
SERVICE/COMPONENT BY PAYGRADE															
Army/ARNG/USAR Enlisted	NA		NA	NA	NA	NA	NA	NA	NA	NA	NA	NA	NA	NA	
Army/ARNG/USAR Officers	NA		NA	NA	NA	NA	NA	NA	NA	NA	NA	NA	NA	NA	
Navy/USNR Enlisted	NA		NA	NA	NA	NA	NA	NA	NA	NA	NA	NA	NA	NA	
Navy/USNR Officers	NA		NA	NA	NA	NA	NA	NA	NA	NA	NA	NA	NA	NA	
Marine Corps/USMCR Enlisted	NA		NA	NA	NA	NA	NA	NA	NA	NA	NA	NA	NA	NA	
Marine Corps/USMCR Officers	3	±2	NR	0°	NR	NR	NR	NR	NR	NR	NR	NR	NR	NR	±0
Air Force/ANG/USAFR Enlisted	NA		NA	NA	NA	NA	NA	NA	NA	NA	NA	NA	NA	NA	
Air Force/ANG/USAFR Officers	NA		NA	NA	NA	NA	NA	NA	NA	NA	NA	NA	NA	NA	
Coast Guard Enlisted	NA		NA	NA	NA	NA	NA	NA	NA	NA	NA	NA	NA	NA	
Coast Guard Officers	NA		NA	NA	NA	NA	NA	NA	NA	NA	NA	NA	NA	NA	

Note. Percent responding are military members who answered the question, who were identified as Marine Corps or U.S. Marine Corps Reserve in the sample frame (June 2011), who were commissioned officers (Q1), and who completed JFSC (Q27e).

NR: Not reportable

° Response option never endorsed.

NA: Not applicable

28. What year did you complete the following Professional Military Education (PME)?

f. Industrial College of the Armed Forces (ICAF)

- | | | |
|--------------------|----------|---------|
| 1. 2001 or earlier | 2. 2002 | 3. 2003 |
| 4. 2004 | 5. 2005 | 6. 2006 |
| 7. 2007 | 8. 2008 | 9. 2009 |
| 10. 2010 | 11. 2011 | |

	Percent Responding		Percentages											Max ME
			1	2	3	4	5	6	7	8	9	10	11	
TOTAL FORCE	0	±1	0°	0°	0°	0°	0°	0°	0°	0°	0°	NR	NR	0°
Total Active Duty	0	±1	0°	0°	0°	0°	0°	0°	0°	0°	0°	NR	NR	0°
Total Reserve	NA		NA	NA	NA	NA	NA	NA	NA	NA	NA	NA	NA	NA
Total National Guard	NA		NA	NA	NA	NA	NA	NA	NA	NA	NA	NA	NA	NA
SERVICE/COMPONENT														
Army/ARNG/USAR	NA		NA	NA	NA	NA	NA	NA	NA	NA	NA	NA	NA	NA
Navy/USNR	NA		NA	NA	NA	NA	NA	NA	NA	NA	NA	NA	NA	NA
Marine Corps/USMCR	0	±1	0°	0°	0°	0°	0°	0°	0°	0°	0°	NR	NR	0°
Air Force/ANG/USAFR	NA		NA	NA	NA	NA	NA	NA	NA	NA	NA	NA	NA	NA
Coast Guard	NA		NA	NA	NA	NA	NA	NA	NA	NA	NA	NA	NA	NA
PAYGRADE														
Enlisted	NA		NA	NA	NA	NA	NA	NA	NA	NA	NA	NA	NA	NA
3 to 5 Years of Service	NA		NA	NA	NA	NA	NA	NA	NA	NA	NA	NA	NA	NA
6 to 9 Years of Service	NA		NA	NA	NA	NA	NA	NA	NA	NA	NA	NA	NA	NA
E1 – E4	NA		NA	NA	NA	NA	NA	NA	NA	NA	NA	NA	NA	NA
E5 – E9	NA		NA	NA	NA	NA	NA	NA	NA	NA	NA	NA	NA	NA
Officers	0	±1	0°	0°	0°	0°	0°	0°	0°	0°	0°	NR	NR	0°
W1 – W5	NA		NA	NA	NA	NA	NA	NA	NA	NA	NA	NA	NA	NA
O1 – O3	NA		NA	NA	NA	NA	NA	NA	NA	NA	NA	NA	NA	NA
O4 – O6	0	±1	0°	0°	0°	0°	0°	0°	0°	0°	0°	NR	NR	0°
EDUCATION														
No College	NA		NA	NA	NA	NA	NA	NA	NA	NA	NA	NA	NA	NA
Some College	NA		NA	NA	NA	NA	NA	NA	NA	NA	NA	NA	NA	NA
4-Year Degree	NA		NA	NA	NA	NA	NA	NA	NA	NA	NA	NA	NA	NA
Graduate/Professional Degree	0	±1	0°	0°	0°	0°	0°	0°	0°	0°	0°	NR	NR	0°
RACE/ETHNICITY														
Non-Hispanic White	0	±1	0°	0°	0°	0°	0°	0°	0°	0°	0°	NR	NR	0°
Total Minority	0	±1	0°	0°	0°	0°	0°	0°	0°	0°	0°	NR	NR	0°
Non-Hispanic Black	0	±1	0°	0°	0°	0°	0°	0°	0°	0°	0°	NR	NR	0°
Hispanic	NA		NA	NA	NA	NA	NA	NA	NA	NA	NA	NA	NA	NA
GENDER														
Male	0	±1	0°	0°	0°	0°	0°	0°	0°	0°	0°	NR	NR	0°
Female	NA		NA	NA	NA	NA	NA	NA	NA	NA	NA	NA	NA	NA
SERVICE/COMPONENT BY PAYGRADE														
Army/ARNG/USAR Enlisted	NA		NA	NA	NA	NA	NA	NA	NA	NA	NA	NA	NA	NA
Army/ARNG/USAR Officers	NA		NA	NA	NA	NA	NA	NA	NA	NA	NA	NA	NA	NA
Navy/USNR Enlisted	NA		NA	NA	NA	NA	NA	NA	NA	NA	NA	NA	NA	NA
Navy/USNR Officers	NA		NA	NA	NA	NA	NA	NA	NA	NA	NA	NA	NA	NA
Marine Corps/USMCR Enlisted	NA		NA	NA	NA	NA	NA	NA	NA	NA	NA	NA	NA	NA
Marine Corps/USMCR Officers	0	±1	0°	0°	0°	0°	0°	0°	0°	0°	0°	NR	NR	0°
Air Force/ANG/USAFR Enlisted	NA		NA	NA	NA	NA	NA	NA	NA	NA	NA	NA	NA	NA
Air Force/ANG/USAFR Officers	NA		NA	NA	NA	NA	NA	NA	NA	NA	NA	NA	NA	NA
Coast Guard Enlisted	NA		NA	NA	NA	NA	NA	NA	NA	NA	NA	NA	NA	NA
Coast Guard Officers	NA		NA	NA	NA	NA	NA	NA	NA	NA	NA	NA	NA	NA

Note. Percent responding are military members who answered the question, who were identified as Marine Corps or U.S. Marine Corps Reserve in the sample frame (June 2011), who were commissioned officers (Q1), and who completed ICAF(Q27f).

NR: Not reportable

° Response option never endorsed.

NA: Not applicable

28. What year did you complete the following Professional Military Education (PME)?**g. Naval Postgraduate School (NPS)**

- | | | |
|--------------------|----------|---------|
| 1. 2001 or earlier | 2. 2002 | 3. 2003 |
| 4. 2004 | 5. 2005 | 6. 2006 |
| 7. 2007 | 8. 2008 | 9. 2009 |
| 10. 2010 | 11. 2011 | |

	Percent Responding		Percentages											Max ME
			1	2	3	4	5	6	7	8	9	10	11	
TOTAL FORCE	0	±1	17	3	13	NR	3	10	4	6	23	17	3	±16
Total Active Duty	0	±1	17	3	14	NR	3	10	4	6	20	17	4	±16
Total Reserve	0	±1	NR	NR	NR	NR	NR	NR	NR	NR	NR	NR	NR	
Total National Guard	NA		NA	NA	NA	NA	NA	NA	NA	NA	NA	NA	NA	
SERVICE/COMPONENT														
Army/ARNG/USAR	NA		NA	NA	NA	NA	NA	NA	NA	NA	NA	NA	NA	
Navy/USNR	NA		NA	NA	NA	NA	NA	NA	NA	NA	NA	NA	NA	
Marine Corps/USMCR	1	±1	17	3	13	NR	3	10	4	6	23	17	3	±16
Air Force/ANG/USAFR	NA		NA	NA	NA	NA	NA	NA	NA	NA	NA	NA	NA	
Coast Guard	NA		NA	NA	NA	NA	NA	NA	NA	NA	NA	NA	NA	
PAYGRADE														
Enlisted	NA		NA	NA	NA	NA	NA	NA	NA	NA	NA	NA	NA	
3 to 5 Years of Service	NA		NA	NA	NA	NA	NA	NA	NA	NA	NA	NA	NA	
6 to 9 Years of Service	NA		NA	NA	NA	NA	NA	NA	NA	NA	NA	NA	NA	
E1 – E4	NA		NA	NA	NA	NA	NA	NA	NA	NA	NA	NA	NA	
E5 – E9	NA		NA	NA	NA	NA	NA	NA	NA	NA	NA	NA	NA	
Officers	0	±1	17	3	13	NR	3	10	4	6	23	17	3	±16
W1 – W5	NA		NA	NA	NA	NA	NA	NA	NA	NA	NA	NA	NA	
O1 – O3	0	±1	NR	NR	NR	NR	NR	NR	NR	NR	NR	NR	NR	
O4 – O6	1	±1	22	4	18	NR	4	13	NR	8	13	5	5	±15
EDUCATION														
No College	NA		NA	NA	NA	NA	NA	NA	NA	NA	NA	NA	NA	
Some College	NA		NA	NA	NA	NA	NA	NA	NA	NA	NA	NA	NA	
4-Year Degree	0	±1	NR	NR	NR	NR	NR	NR	NR	NR	NR	NR	NR	
Graduate/Professional Degree	1	±1	17	1	14	NR	3	10	4	6	22	17	4	±16
RACE/ETHNICITY														
Non-Hispanic White	0	±1	16	NR	14	NR	NR	9	5	7	27	NR	NR	±18
Total Minority	0	±1	NR	NR	NR	NR	NR	NR	NR	NR	NR	NR	NR	
Non-Hispanic Black	0	±1	NR	NR	NR	NR	NR	NR	NR	NR	NR	NR	NR	
Hispanic	0	±1	NR	NR	NR	NR	NR	NR	NR	NR	NR	NR	NR	
GENDER														
Male	0	±1	15	3	14	NR	3	10	4	6	23	17	3	±16
Female	0	±1	NR	NR	NR	NR	NR	NR	NR	NR	NR	NR	NR	
SERVICE/COMPONENT BY PAYGRADE														
Army/ARNG/USAR Enlisted	NA		NA	NA	NA	NA	NA	NA	NA	NA	NA	NA	NA	
Army/ARNG/USAR Officers	NA		NA	NA	NA	NA	NA	NA	NA	NA	NA	NA	NA	
Navy/USNR Enlisted	NA		NA	NA	NA	NA	NA	NA	NA	NA	NA	NA	NA	
Navy/USNR Officers	NA		NA	NA	NA	NA	NA	NA	NA	NA	NA	NA	NA	
Marine Corps/USMCR Enlisted	NA		NA	NA	NA	NA	NA	NA	NA	NA	NA	NA	NA	
Marine Corps/USMCR Officers	7	±2	17	3	13	NR	3	10	4	6	23	17	3	±16
Air Force/ANG/USAFR Enlisted	NA		NA	NA	NA	NA	NA	NA	NA	NA	NA	NA	NA	
Air Force/ANG/USAFR Officers	NA		NA	NA	NA	NA	NA	NA	NA	NA	NA	NA	NA	
Coast Guard Enlisted	NA		NA	NA	NA	NA	NA	NA	NA	NA	NA	NA	NA	
Coast Guard Officers	NA		NA	NA	NA	NA	NA	NA	NA	NA	NA	NA	NA	

Note. Percent responding are military members who answered the question, who were identified as Marine Corps or U.S. Marine Corps Reserve in the sample frame (June 2011), who were commissioned officers (Q1), and who completed NPS (Q27g).

NR: Not reportable

NA: Not applicable

28. What year did you complete the following Professional Military Education (PME)?

h. National War College (NWC)

- | | | |
|--------------------|----------|---------|
| 1. 2001 or earlier | 2. 2002 | 3. 2003 |
| 4. 2004 | 5. 2005 | 6. 2006 |
| 7. 2007 | 8. 2008 | 9. 2009 |
| 10. 2010 | 11. 2011 | |

	Percent Responding		Percentages											Max ME
			1	2	3	4	5	6	7	8	9	10	11	
TOTAL FORCE	0	±1	NR	0°	0°	0°	0°	NR	0°	0°	0°	0°	NR	
Total Active Duty	0	±1	NR	0°	0°	0°	0°	NR	0°	0°	0°	0°	NR	
Total Reserve	0	±1	NR	0°	0°	0°	0°	NR	0°	0°	0°	0°	NR	
Total National Guard	NA		NA	NA	NA	NA	NA	NA	NA	NA	NA	NA	NA	
SERVICE/COMPONENT														
Army/ARNG/USAR	NA		NA	NA	NA	NA	NA	NA	NA	NA	NA	NA	NA	
Navy/USNR	NA		NA	NA	NA	NA	NA	NA	NA	NA	NA	NA	NA	
Marine Corps/USMCR	0	±1	NR	0°	0°	0°	0°	NR	0°	0°	0°	0°	NR	
Air Force/ANG/USAFR	NA		NA	NA	NA	NA	NA	NA	NA	NA	NA	NA	NA	
Coast Guard	NA		NA	NA	NA	NA	NA	NA	NA	NA	NA	NA	NA	
PAYGRADE														
Enlisted	NA		NA	NA	NA	NA	NA	NA	NA	NA	NA	NA	NA	
3 to 5 Years of Service	NA		NA	NA	NA	NA	NA	NA	NA	NA	NA	NA	NA	
6 to 9 Years of Service	NA		NA	NA	NA	NA	NA	NA	NA	NA	NA	NA	NA	
E1 – E4	NA		NA	NA	NA	NA	NA	NA	NA	NA	NA	NA	NA	
E5 – E9	NA		NA	NA	NA	NA	NA	NA	NA	NA	NA	NA	NA	
Officers	0	±1	NR	0°	0°	0°	0°	NR	0°	0°	0°	0°	NR	
W1 – W5	NA		NA	NA	NA	NA	NA	NA	NA	NA	NA	NA	NA	
O1 – O3	NA		NA	NA	NA	NA	NA	NA	NA	NA	NA	NA	NA	
O4 – O6	0	±1	NR	0°	0°	0°	0°	NR	0°	0°	0°	0°	NR	
EDUCATION														
No College	NA		NA	NA	NA	NA	NA	NA	NA	NA	NA	NA	NA	
Some College	NA		NA	NA	NA	NA	NA	NA	NA	NA	NA	NA	NA	
4-Year Degree	NA		NA	NA	NA	NA	NA	NA	NA	NA	NA	NA	NA	
Graduate/Professional Degree	0	±1	NR	0°	0°	0°	0°	NR	0°	0°	0°	0°	NR	
RACE/ETHNICITY														
Non-Hispanic White	0	±1	NR	0°	0°	0°	0°	NR	0°	0°	0°	0°	NR	
Total Minority	NA		NA	NA	NA	NA	NA	NA	NA	NA	NA	NA	NA	
Non-Hispanic Black	NA		NA	NA	NA	NA	NA	NA	NA	NA	NA	NA	NA	
Hispanic	NA		NA	NA	NA	NA	NA	NA	NA	NA	NA	NA	NA	
GENDER														
Male	0	±1	NR	0°	0°	0°	0°	NR	0°	0°	0°	0°	NR	
Female	NA		NA	NA	NA	NA	NA	NA	NA	NA	NA	NA	NA	
SERVICE/COMPONENT BY PAYGRADE														
Army/ARNG/USAR Enlisted	NA		NA	NA	NA	NA	NA	NA	NA	NA	NA	NA	NA	
Army/ARNG/USAR Officers	NA		NA	NA	NA	NA	NA	NA	NA	NA	NA	NA	NA	
Navy/USNR Enlisted	NA		NA	NA	NA	NA	NA	NA	NA	NA	NA	NA	NA	
Navy/USNR Officers	NA		NA	NA	NA	NA	NA	NA	NA	NA	NA	NA	NA	
Marine Corps/USMCR Enlisted	NA		NA	NA	NA	NA	NA	NA	NA	NA	NA	NA	NA	
Marine Corps/USMCR Officers	1	±1	NR	0°	0°	0°	0°	NR	0°	0°	0°	0°	NR	
Air Force/ANG/USAFR Enlisted	NA		NA	NA	NA	NA	NA	NA	NA	NA	NA	NA	NA	
Air Force/ANG/USAFR Officers	NA		NA	NA	NA	NA	NA	NA	NA	NA	NA	NA	NA	
Coast Guard Enlisted	NA		NA	NA	NA	NA	NA	NA	NA	NA	NA	NA	NA	
Coast Guard Officers	NA		NA	NA	NA	NA	NA	NA	NA	NA	NA	NA	NA	

Note. Percent responding are military members who answered the question, who were identified as Marine Corps or U.S. Marine Corps Reserve in the sample frame (June 2011), who were commissioned officers (Q1), and who completed NWC (Q27h).

NR: Not reportable

° Response option never endorsed.

NA: Not applicable

28. What year did you complete the following Professional Military Education (PME)?

i. Sister School Command and Staff College (Air, Army, Naval)

- | | | |
|--------------------|----------|---------|
| 1. 2001 or earlier | 2. 2002 | 3. 2003 |
| 4. 2004 | 5. 2005 | 6. 2006 |
| 7. 2007 | 8. 2008 | 9. 2009 |
| 10. 2010 | 11. 2011 | |

	Percent Responding		Percentages											Max ME	
			1	2	3	4	5	6	7	8	9	10	11		
TOTAL FORCE	0	±1	NR	NR	NR	0°	NR	NR	NR	NR	NR	NR	NR	NR	±0
Total Active Duty	0	±1	NR	NR	NR	0°	NR	NR	NR	NR	NR	NR	NR	NR	±0
Total Reserve	0	±1	NR	NR	NR	0°	NR	NR	NR	NR	NR	NR	NR	NR	
Total National Guard	NA		NA	NA	NA	NA	NA	NA	NA	NA	NA	NA	NA	NA	
SERVICE/COMPONENT															
Army/ARNG/USAR	NA		NA	NA	NA	NA	NA	NA	NA	NA	NA	NA	NA	NA	
Navy/USNR	NA		NA	NA	NA	NA	NA	NA	NA	NA	NA	NA	NA	NA	
Marine Corps/USMCR	0	±1	NR	NR	NR	0°	NR	NR	NR	NR	NR	NR	NR	NR	±0
Air Force/ANG/USAFR	NA		NA	NA	NA	NA	NA	NA	NA	NA	NA	NA	NA	NA	
Coast Guard	NA		NA	NA	NA	NA	NA	NA	NA	NA	NA	NA	NA	NA	
PAYGRADE															
Enlisted	NA		NA	NA	NA	NA	NA	NA	NA	NA	NA	NA	NA	NA	
3 to 5 Years of Service	NA		NA	NA	NA	NA	NA	NA	NA	NA	NA	NA	NA	NA	
6 to 9 Years of Service	NA		NA	NA	NA	NA	NA	NA	NA	NA	NA	NA	NA	NA	
E1 – E4	NA		NA	NA	NA	NA	NA	NA	NA	NA	NA	NA	NA	NA	
E5 – E9	NA		NA	NA	NA	NA	NA	NA	NA	NA	NA	NA	NA	NA	
Officers	0	±1	NR	NR	NR	0°	NR	NR	NR	NR	NR	NR	NR	NR	±0
W1 – W5	NA		NA	NA	NA	NA	NA	NA	NA	NA	NA	NA	NA	NA	
O1 – O3	NA		NA	NA	NA	NA	NA	NA	NA	NA	NA	NA	NA	NA	
O4 – O6	0	±1	NR	NR	NR	0°	NR	NR	NR	NR	NR	NR	NR	NR	±0
EDUCATION															
No College	NA		NA	NA	NA	NA	NA	NA	NA	NA	NA	NA	NA	NA	
Some College	NA		NA	NA	NA	NA	NA	NA	NA	NA	NA	NA	NA	NA	
4-Year Degree	0	±1	NR	NR	NR	0°	NR	NR	NR	NR	NR	NR	NR	NR	
Graduate/Professional Degree	0	±1	NR	NR	NR	0°	NR	NR	NR	NR	NR	NR	NR	NR	±0
RACE/ETHNICITY															
Non-Hispanic White	0	±1	NR	NR	NR	0°	NR	NR	NR	NR	NR	NR	NR	NR	±0
Total Minority	0	±1	NR	NR	NR	0°	NR	NR	NR	NR	NR	NR	NR	NR	±0
Non-Hispanic Black	0	±1	NR	NR	NR	0°	NR	NR	NR	NR	NR	NR	NR	NR	
Hispanic	0	±1	NR	NR	NR	0°	NR	NR	NR	NR	NR	NR	NR	NR	
GENDER															
Male	0	±1	NR	NR	NR	0°	NR	NR	NR	NR	NR	NR	NR	NR	±0
Female	0	±1	NR	NR	NR	0°	NR	NR	NR	NR	NR	NR	NR	NR	
SERVICE/COMPONENT BY PAYGRADE															
Army/ARNG/USAR Enlisted	NA		NA	NA	NA	NA	NA	NA	NA	NA	NA	NA	NA	NA	
Army/ARNG/USAR Officers	NA		NA	NA	NA	NA	NA	NA	NA	NA	NA	NA	NA	NA	
Navy/USNR Enlisted	NA		NA	NA	NA	NA	NA	NA	NA	NA	NA	NA	NA	NA	
Navy/USNR Officers	NA		NA	NA	NA	NA	NA	NA	NA	NA	NA	NA	NA	NA	
Marine Corps/USMCR Enlisted	NA		NA	NA	NA	NA	NA	NA	NA	NA	NA	NA	NA	NA	
Marine Corps/USMCR Officers	2	±2	NR	NR	NR	0°	NR	NR	NR	NR	NR	NR	NR	NR	±0
Air Force/ANG/USAFR Enlisted	NA		NA	NA	NA	NA	NA	NA	NA	NA	NA	NA	NA	NA	
Air Force/ANG/USAFR Officers	NA		NA	NA	NA	NA	NA	NA	NA	NA	NA	NA	NA	NA	
Coast Guard Enlisted	NA		NA	NA	NA	NA	NA	NA	NA	NA	NA	NA	NA	NA	
Coast Guard Officers	NA		NA	NA	NA	NA	NA	NA	NA	NA	NA	NA	NA	NA	

Note. Percent responding are military members who answered the question, who were identified as Marine Corps or U.S. Marine Corps Reserve in the sample frame (June 2011), who were commissioned officers (Q1), and who completed a sister school command and staff college (Q27i).

NR: Not reportable

° Response option never endorsed.

NA: Not applicable

28. What year did you complete the following Professional Military Education (PME)?

j. Sister School Advanced Intermediate Program (School of Advanced Air and Space Studies/Advanced Studies Military Program at SAMS/Maritime Advanced Warfighting School; previously NOPC)

- | | | |
|--------------------|----------|---------|
| 1. 2001 or earlier | 2. 2002 | 3. 2003 |
| 4. 2004 | 5. 2005 | 6. 2006 |
| 7. 2007 | 8. 2008 | 9. 2009 |
| 10. 2010 | 11. 2011 | |

	Percent Responding		Percentages											Max ME
			1	2	3	4	5	6	7	8	9	10	11	
TOTAL FORCE	0	±1	NR	0°	0°	0°	0°	0°	0°	0°	NR	0°	NR	0°
Total Active Duty	0	±1	NR	0°	0°	0°	0°	0°	0°	0°	NR	0°	NR	0°
Total Reserve	NA		NA	NA	NA	NA	NA	NA	NA	NA	NA	NA	NA	NA
Total National Guard	NA		NA	NA	NA	NA	NA	NA	NA	NA	NA	NA	NA	NA
SERVICE/COMPONENT														
Army/ARNG/USAR	NA		NA	NA	NA	NA	NA	NA	NA	NA	NA	NA	NA	NA
Navy/USNR	NA		NA	NA	NA	NA	NA	NA	NA	NA	NA	NA	NA	NA
Marine Corps/USMCR	0	±1	NR	0°	0°	0°	0°	0°	0°	0°	NR	0°	NR	0°
Air Force/ANG/USAFR	NA		NA	NA	NA	NA	NA	NA	NA	NA	NA	NA	NA	NA
Coast Guard	NA		NA	NA	NA	NA	NA	NA	NA	NA	NA	NA	NA	NA
PAYGRADE														
Enlisted	NA		NA	NA	NA	NA	NA	NA	NA	NA	NA	NA	NA	NA
3 to 5 Years of Service	NA		NA	NA	NA	NA	NA	NA	NA	NA	NA	NA	NA	NA
6 to 9 Years of Service	NA		NA	NA	NA	NA	NA	NA	NA	NA	NA	NA	NA	NA
E1 – E4	NA		NA	NA	NA	NA	NA	NA	NA	NA	NA	NA	NA	NA
E5 – E9	NA		NA	NA	NA	NA	NA	NA	NA	NA	NA	NA	NA	NA
Officers	0	±1	NR	0°	0°	0°	0°	0°	0°	0°	NR	0°	NR	0°
W1 – W5	NA		NA	NA	NA	NA	NA	NA	NA	NA	NA	NA	NA	NA
O1 – O3	0	±1	NR	0°	0°	0°	0°	0°	0°	0°	NR	0°	NR	0°
O4 – O6	0	±1	NR	0°	0°	0°	0°	0°	0°	0°	NR	0°	NR	0°
EDUCATION														
No College	NA		NA	NA	NA	NA	NA	NA	NA	NA	NA	NA	NA	NA
Some College	NA		NA	NA	NA	NA	NA	NA	NA	NA	NA	NA	NA	NA
4-Year Degree	0	±1	NR	0°	0°	0°	0°	0°	0°	0°	NR	0°	NR	0°
Graduate/Professional Degree	0	±1	NR	0°	0°	0°	0°	0°	0°	0°	NR	0°	NR	0°
RACE/ETHNICITY														
Non-Hispanic White	0	±1	NR	0°	0°	0°	0°	0°	0°	0°	NR	0°	NR	0°
Total Minority	0	±1	NR	0°	0°	0°	0°	0°	0°	0°	NR	0°	NR	0°
Non-Hispanic Black	0	±1	NR	0°	0°	0°	0°	0°	0°	0°	NR	0°	NR	0°
Hispanic	NA		NA	NA	NA	NA	NA	NA	NA	NA	NA	NA	NA	NA
GENDER														
Male	0	±1	NR	0°	0°	0°	0°	0°	0°	0°	NR	0°	NR	0°
Female	NA		NA	NA	NA	NA	NA	NA	NA	NA	NA	NA	NA	NA
SERVICE/COMPONENT BY PAYGRADE														
Army/ARNG/USAR Enlisted	NA		NA	NA	NA	NA	NA	NA	NA	NA	NA	NA	NA	NA
Army/ARNG/USAR Officers	NA		NA	NA	NA	NA	NA	NA	NA	NA	NA	NA	NA	NA
Navy/USNR Enlisted	NA		NA	NA	NA	NA	NA	NA	NA	NA	NA	NA	NA	NA
Navy/USNR Officers	NA		NA	NA	NA	NA	NA	NA	NA	NA	NA	NA	NA	NA
Marine Corps/USMCR Enlisted	NA		NA	NA	NA	NA	NA	NA	NA	NA	NA	NA	NA	NA
Marine Corps/USMCR Officers	1	±1	NR	0°	0°	0°	0°	0°	0°	0°	NR	0°	NR	0°
Air Force/ANG/USAFR Enlisted	NA		NA	NA	NA	NA	NA	NA	NA	NA	NA	NA	NA	NA
Air Force/ANG/USAFR Officers	NA		NA	NA	NA	NA	NA	NA	NA	NA	NA	NA	NA	NA
Coast Guard Enlisted	NA		NA	NA	NA	NA	NA	NA	NA	NA	NA	NA	NA	NA
Coast Guard Officers	NA		NA	NA	NA	NA	NA	NA	NA	NA	NA	NA	NA	NA

Note. Percent responding are military members who answered the question, who were identified as Marine Corps or U.S. Marine Corps Reserve in the sample frame (June 2011), who were commissioned officers (Q1), and who completed a sister school advanced intermediate program (Q27j).

NR: Not reportable

° Response option never endorsed.

NA: Not applicable

28. What year did you complete the following Professional Military Education (PME)?**k. Sister School War College (Air, Army, Naval)**

- | | | |
|--------------------|----------|---------|
| 1. 2001 or earlier | 2. 2002 | 3. 2003 |
| 4. 2004 | 5. 2005 | 6. 2006 |
| 7. 2007 | 8. 2008 | 9. 2009 |
| 10. 2010 | 11. 2011 | |

	Percent Responding		Percentages											Max ME	
			1	2	3	4	5	6	7	8	9	10	11		
TOTAL FORCE	0	±1	NR	0°	0°	NR	NR	NR	NR	NR	NR	NR	NR	NR	±0
Total Active Duty	0	±1	NR	0°	0°	NR	NR	NR	NR	NR	NR	NR	NR	NR	±0
Total Reserve	0	±1	NR	0°	0°	NR	NR	NR	NR	NR	NR	NR	NR	NR	±0
Total National Guard	NA		NA	NA	NA	NA	NA	NA	NA	NA	NA	NA	NA	NA	
SERVICE/COMPONENT															
Army/ARNG/USAR	NA		NA	NA	NA	NA	NA	NA	NA	NA	NA	NA	NA	NA	
Navy/USNR	NA		NA	NA	NA	NA	NA	NA	NA	NA	NA	NA	NA	NA	
Marine Corps/USMCR	0	±1	NR	0°	0°	NR	NR	NR	NR	NR	NR	NR	NR	NR	±0
Air Force/ANG/USAFR	NA		NA	NA	NA	NA	NA	NA	NA	NA	NA	NA	NA	NA	
Coast Guard	NA		NA	NA	NA	NA	NA	NA	NA	NA	NA	NA	NA	NA	
PAYGRADE															
Enlisted	NA		NA	NA	NA	NA	NA	NA	NA	NA	NA	NA	NA	NA	
3 to 5 Years of Service	NA		NA	NA	NA	NA	NA	NA	NA	NA	NA	NA	NA	NA	
6 to 9 Years of Service	NA		NA	NA	NA	NA	NA	NA	NA	NA	NA	NA	NA	NA	
E1 – E4	NA		NA	NA	NA	NA	NA	NA	NA	NA	NA	NA	NA	NA	
E5 – E9	NA		NA	NA	NA	NA	NA	NA	NA	NA	NA	NA	NA	NA	
Officers	0	±1	NR	0°	0°	NR	NR	NR	NR	NR	NR	NR	NR	NR	±0
W1 – W5	NA		NA	NA	NA	NA	NA	NA	NA	NA	NA	NA	NA	NA	
O1 – O3	0	±1	NR	0°	0°	NR	NR	NR	NR	NR	NR	NR	NR	NR	
O4 – O6	0	±1	NR	0°	0°	NR	NR	NR	NR	NR	NR	NR	NR	NR	±0
EDUCATION															
No College	NA		NA	NA	NA	NA	NA	NA	NA	NA	NA	NA	NA	NA	
Some College	NA		NA	NA	NA	NA	NA	NA	NA	NA	NA	NA	NA	NA	
4-Year Degree	0	±1	NR	0°	0°	NR	NR	NR	NR	NR	NR	NR	NR	NR	
Graduate/Professional Degree	0	±1	NR	0°	0°	NR	NR	NR	NR	NR	NR	NR	NR	NR	±0
RACE/ETHNICITY															
Non-Hispanic White	0	±1	NR	0°	0°	NR	NR	NR	NR	NR	NR	NR	NR	NR	±0
Total Minority	0	±1	NR	0°	0°	NR	NR	NR	NR	NR	NR	NR	NR	NR	±0
Non-Hispanic Black	0	±1	NR	0°	0°	NR	NR	NR	NR	NR	NR	NR	NR	NR	
Hispanic	NA		NA	NA	NA	NA	NA	NA	NA	NA	NA	NA	NA	NA	
GENDER															
Male	0	±1	NR	0°	0°	NR	NR	NR	NR	NR	NR	NR	NR	NR	±0
Female	NA		NA	NA	NA	NA	NA	NA	NA	NA	NA	NA	NA	NA	
SERVICE/COMPONENT BY PAYGRADE															
Army/ARNG/USAR Enlisted	NA		NA	NA	NA	NA	NA	NA	NA	NA	NA	NA	NA	NA	
Army/ARNG/USAR Officers	NA		NA	NA	NA	NA	NA	NA	NA	NA	NA	NA	NA	NA	
Navy/USNR Enlisted	NA		NA	NA	NA	NA	NA	NA	NA	NA	NA	NA	NA	NA	
Navy/USNR Officers	NA		NA	NA	NA	NA	NA	NA	NA	NA	NA	NA	NA	NA	
Marine Corps/USMCR Enlisted	NA		NA	NA	NA	NA	NA	NA	NA	NA	NA	NA	NA	NA	
Marine Corps/USMCR Officers	3	±2	NR	0°	0°	NR	NR	NR	NR	NR	NR	NR	NR	NR	±0
Air Force/ANG/USAFR Enlisted	NA		NA	NA	NA	NA	NA	NA	NA	NA	NA	NA	NA	NA	
Air Force/ANG/USAFR Officers	NA		NA	NA	NA	NA	NA	NA	NA	NA	NA	NA	NA	NA	
Coast Guard Enlisted	NA		NA	NA	NA	NA	NA	NA	NA	NA	NA	NA	NA	NA	
Coast Guard Officers	NA		NA	NA	NA	NA	NA	NA	NA	NA	NA	NA	NA	NA	

Note. Percent responding are military members who answered the question, who were identified as Marine Corps or U.S. Marine Corps Reserve in the sample frame (June 2011), who were commissioned officers (Q1), and who completed a sister school war college (Q27k).

NR: Not reportable

° Response option never endorsed.

NA: Not applicable

28. What year did you complete the following Professional Military Education (PME)?

I. Other

- | | | |
|--------------------|----------|---------|
| 1. 2001 or earlier | 2. 2002 | 3. 2003 |
| 4. 2004 | 5. 2005 | 6. 2006 |
| 7. 2007 | 8. 2008 | 9. 2009 |
| 10. 2010 | 11. 2011 | |

	Percent Responding		Percentages											Max ME
			1	2	3	4	5	6	7	8	9	10	11	
TOTAL FORCE	0	±1	15	0°	NR	2	6	2	9	11	14	14	24	±15
Total Active Duty	0	±1	12	0°	NR	2	7	1	10	11	15	15	25	±16
Total Reserve	0	±1	NR	0°	NR	NR	NR	NR	NR	NR	NR	NR	NR	±0
Total National Guard	NA		NA	NA	NA	NA	NA	NA	NA	NA	NA	NA	NA	
SERVICE/COMPONENT														
Army/ARNG/USAR	NA		NA	NA	NA	NA	NA	NA	NA	NA	NA	NA	NA	
Navy/USNR	NA		NA	NA	NA	NA	NA	NA	NA	NA	NA	NA	NA	
Marine Corps/USMCR	1	±1	15	0°	NR	2	6	2	9	11	14	14	24	±15
Air Force/ANG/USAFR	NA		NA	NA	NA	NA	NA	NA	NA	NA	NA	NA	NA	
Coast Guard	NA		NA	NA	NA	NA	NA	NA	NA	NA	NA	NA	NA	
PAYGRADE														
Enlisted	NA		NA	NA	NA	NA	NA	NA	NA	NA	NA	NA	NA	
3 to 5 Years of Service	NA		NA	NA	NA	NA	NA	NA	NA	NA	NA	NA	NA	
6 to 9 Years of Service	NA		NA	NA	NA	NA	NA	NA	NA	NA	NA	NA	NA	
E1 – E4	NA		NA	NA	NA	NA	NA	NA	NA	NA	NA	NA	NA	
E5 – E9	NA		NA	NA	NA	NA	NA	NA	NA	NA	NA	NA	NA	
Officers	1	±1	15	0°	NR	2	6	2	9	11	14	14	24	±15
W1 – W5	NA		NA	NA	NA	NA	NA	NA	NA	NA	NA	NA	NA	
O1 – O3	1	±1	NR	0°	NR	NR	NR	NR	NR	NR	NR	NR	NR	±0
O4 – O6	1	±1	31	0°	NR	3	7	NR	NR	17	NR	NR	12	±18
EDUCATION														
No College	NA		NA	NA	NA	NA	NA	NA	NA	NA	NA	NA	NA	
Some College	NA		NA	NA	NA	NA	NA	NA	NA	NA	NA	NA	NA	
4-Year Degree	0	±1	15	0°	NR	1	NR	NR	7	12	17	17	25	±18
Graduate/Professional Degree	0	±1	NR	0°	NR	NR	NR	NR	NR	NR	NR	NR	NR	±0
RACE/ETHNICITY														
Non-Hispanic White	0	±1	21	0°	NR	NR	NR	NR	NR	11	NR	15	23	±17
Total Minority	0	±1	NR	0°	NR	NR	NR	NR	NR	NR	NR	NR	NR	±0
Non-Hispanic Black	0	±1	NR	0°	NR	NR	NR	NR	NR	NR	NR	NR	NR	
Hispanic	0	±1	NR	0°	NR	NR	NR	NR	NR	NR	NR	NR	NR	±0
GENDER														
Male	0	±1	17	0°	NR	2	4	3	10	12	16	16	18	±15
Female	0	±1	NR	0°	NR	NR	NR	NR	NR	NR	NR	NR	NR	
SERVICE/COMPONENT BY PAYGRADE														
Army/ARNG/USAR Enlisted	NA		NA	NA	NA	NA	NA	NA	NA	NA	NA	NA	NA	
Army/ARNG/USAR Officers	NA		NA	NA	NA	NA	NA	NA	NA	NA	NA	NA	NA	
Navy/USNR Enlisted	NA		NA	NA	NA	NA	NA	NA	NA	NA	NA	NA	NA	
Navy/USNR Officers	NA		NA	NA	NA	NA	NA	NA	NA	NA	NA	NA	NA	
Marine Corps/USMCR Enlisted	NA		NA	NA	NA	NA	NA	NA	NA	NA	NA	NA	NA	
Marine Corps/USMCR Officers	9	±3	15	0°	NR	2	6	2	9	11	14	14	24	±15
Air Force/ANG/USAFR Enlisted	NA		NA	NA	NA	NA	NA	NA	NA	NA	NA	NA	NA	
Air Force/ANG/USAFR Officers	NA		NA	NA	NA	NA	NA	NA	NA	NA	NA	NA	NA	
Coast Guard Enlisted	NA		NA	NA	NA	NA	NA	NA	NA	NA	NA	NA	NA	
Coast Guard Officers	NA		NA	NA	NA	NA	NA	NA	NA	NA	NA	NA	NA	

Note. Percent responding are military members who answered the question, who were identified as Marine Corps or U.S. Marine Corps Reserve in the sample frame (June 2011), who were commissioned officers (Q1), and who completed PME not listed in Q27 (Q27I).

NR: Not reportable

° Response option never endorsed.

NA: Not applicable

29. Have you completed the following Professional Military Education (PME)? {Subitems a-j}

- a. Leading Marines (Previously two courses: "Fundamentals of Marine Corps Leadership MCI" and "Counseling for Marines MCI")
- b. Sergeant Course (SGTDEP/ SNCOASC)
- c. Career Course (SNCOODEP/ SNCOACC)
- d. Advanced Course (SNCOAAC & SNCOADEP)
- e. First Sergeants Course (FSC)
- f. First Sergeant/Master Sergeant Seminar
- g. Sergeant Major/Master Gunnery Sergeant Symposium
- h. Senior Enlisted JPME (SEJPME) Course through NDU JFSC
- i. CSEL KEYSTONE Course
- j. Warrant Officer Basic Course

	Percent Responding		Percentages										Max ME
			a	b	c	d	e	f	g	h	i	j	
TOTAL FORCE	0	±1	NR	NR	76	23	0°	0°	0°	0°	0°	NR	±18
Total Active Duty	0	±1	NR	NR	NR	NR	0°	0°	0°	0°	0°	NR	±0
Total Reserve	0	±1	NR	NR	NR	NR	0°	0°	0°	0°	0°	NR	±0
Total National Guard	NA		NA	NA	NA	NA	NA	NA	NA	NA	NA	NA	
SERVICE/COMPONENT													
Army/ARNG/USAR	NA		NA	NA	NA	NA	NA	NA	NA	NA	NA	NA	
Navy/USNR	NA		NA	NA	NA	NA	NA	NA	NA	NA	NA	NA	
Marine Corps/USMCR	1	±1	NR	NR	76	23	0°	0°	0°	0°	0°	NR	±18
Air Force/ANG/USAFR	NA		NA	NA	NA	NA	NA	NA	NA	NA	NA	NA	
Coast Guard	NA		NA	NA	NA	NA	NA	NA	NA	NA	NA	NA	
PAYGRADE													
Enlisted	NA		NA	NA	NA	NA	NA	NA	NA	NA	NA	NA	
3 to 5 Years of Service	NA		NA	NA	NA	NA	NA	NA	NA	NA	NA	NA	
6 to 9 Years of Service	NA		NA	NA	NA	NA	NA	NA	NA	NA	NA	NA	
E1 – E4	NA		NA	NA	NA	NA	NA	NA	NA	NA	NA	NA	
E5 – E9	NA		NA	NA	NA	NA	NA	NA	NA	NA	NA	NA	
Officers	1	±1	NR	NR	76	23	0°	0°	0°	0°	0°	NR	±18
W1 – W5	8	±2	NR	NR	76	23	0°	0°	0°	0°	0°	NR	±18
O1 – O3	NA		NA	NA	NA	NA	NA	NA	NA	NA	NA	NA	
O4 – O6	NA		NA	NA	NA	NA	NA	NA	NA	NA	NA	NA	
EDUCATION													
No College	0	±1	NR	NR	NR	NR	0°	0°	0°	0°	0°	NR	
Some College	0	±1	NR	NR	NR	NR	0°	0°	0°	0°	0°	NR	±0
4-Year Degree	0	±1	NR	NR	NR	NR	0°	0°	0°	0°	0°	NR	±0
Graduate/Professional Degree	0	±1	NR	NR	NR	NR	0°	0°	0°	0°	0°	NR	
RACE/ETHNICITY													
Non-Hispanic White	0	±1	NR	NR	NR	NR	0°	0°	0°	0°	0°	NR	±0
Total Minority	0	±1	NR	NR	NR	NR	0°	0°	0°	0°	0°	NR	±0
Non-Hispanic Black	0	±1	NR	NR	NR	NR	0°	0°	0°	0°	0°	NR	
Hispanic	0	±1	NR	NR	NR	NR	0°	0°	0°	0°	0°	NR	
GENDER													
Male	0	±1	NR	NR	76	23	0°	0°	0°	0°	0°	NR	±18
Female	NA		NA	NA	NA	NA	NA	NA	NA	NA	NA	NA	
SERVICE/COMPONENT BY PAYGRADE													
Army/ARNG/USAR Enlisted	NA		NA	NA	NA	NA	NA	NA	NA	NA	NA	NA	
Army/ARNG/USAR Officers	NA		NA	NA	NA	NA	NA	NA	NA	NA	NA	NA	
Navy/USNR Enlisted	NA		NA	NA	NA	NA	NA	NA	NA	NA	NA	NA	
Navy/USNR Officers	NA		NA	NA	NA	NA	NA	NA	NA	NA	NA	NA	
Marine Corps/USMCR Enlisted	NA		NA	NA	NA	NA	NA	NA	NA	NA	NA	NA	
Marine Corps/USMCR Officers	10	±2	NR	NR	76	23	0°	0°	0°	0°	0°	NR	±18
Air Force/ANG/USAFR Enlisted	NA		NA	NA	NA	NA	NA	NA	NA	NA	NA	NA	
Air Force/ANG/USAFR Officers	NA		NA	NA	NA	NA	NA	NA	NA	NA	NA	NA	
Coast Guard Enlisted	NA		NA	NA	NA	NA	NA	NA	NA	NA	NA	NA	
Coast Guard Officers	NA		NA	NA	NA	NA	NA	NA	NA	NA	NA	NA	

Note. Percent responding are military members who answered the question, who were identified as Marine Corps or U.S. Marine Corps Reserve in the sample frame (June 2011), and who were warrant officers (Q1).

NR: Not reportable

° Response option never endorsed.

NA: Not applicable

29. Have you completed the following Professional Military Education (PME)? {Subitems k-s}

- k. Expeditionary Warfare School (EWS; previously Amphibious Warfare School)
- l. Marine Corps Command and Staff College (CSC)
- m. USMC School of Advanced Warfighting (SAW)
- n. Marine Corps War College (MCWAR)
- o. Joint Forces Staff College (JFSC)
- p. Industrial College of the Armed Forces (ICAF)
- q. Naval Postgraduate School (NPS)
- r. National War College (NWC)
- s. Other

	Percent Responding		Percentages									Max ME
			k	l	m	n	o	p	q	r	s	
TOTAL FORCE	0	±1	NR	NR	NR	0°	0°	0°	0°	0°	15	±17
Total Active Duty	0	±1	NR	NR	NR	0°	0°	0°	0°	0°	NR	±0
Total Reserve	0	±1	NR	NR	NR	0°	0°	0°	0°	0°	NR	±0
Total National Guard	NA		NA	NA	NA	NA	NA	NA	NA	NA	NA	
SERVICE/COMPONENT												
Army/ARNG/USAR	NA		NA	NA	NA	NA	NA	NA	NA	NA	NA	
Navy/USNR	NA		NA	NA	NA	NA	NA	NA	NA	NA	NA	
Marine Corps/USMCR	1	±1	NR	NR	NR	0°	0°	0°	0°	0°	15	±17
Air Force/ANG/USAFR	NA		NA	NA	NA	NA	NA	NA	NA	NA	NA	
Coast Guard	NA		NA	NA	NA	NA	NA	NA	NA	NA	NA	
PAYGRADE												
Enlisted	NA		NA	NA	NA	NA	NA	NA	NA	NA	NA	
3 to 5 Years of Service	NA		NA	NA	NA	NA	NA	NA	NA	NA	NA	
6 to 9 Years of Service	NA		NA	NA	NA	NA	NA	NA	NA	NA	NA	
E1 – E4	NA		NA	NA	NA	NA	NA	NA	NA	NA	NA	
E5 – E9	NA		NA	NA	NA	NA	NA	NA	NA	NA	NA	
Officers	1	±1	NR	NR	NR	0°	0°	0°	0°	0°	15	±17
W1 – W5	8	±2	NR	NR	NR	0°	0°	0°	0°	0°	15	±17
O1 – O3	NA		NA	NA	NA	NA	NA	NA	NA	NA	NA	
O4 – O6	NA		NA	NA	NA	NA	NA	NA	NA	NA	NA	
EDUCATION												
No College	0	±1	NR	NR	NR	0°	0°	0°	0°	0°	NR	
Some College	0	±1	NR	NR	NR	0°	0°	0°	0°	0°	NR	±0
4-Year Degree	0	±1	NR	NR	NR	0°	0°	0°	0°	0°	NR	±0
Graduate/Professional Degree	0	±1	NR	NR	NR	0°	0°	0°	0°	0°	NR	
RACE/ETHNICITY												
Non-Hispanic White	0	±1	NR	NR	NR	0°	0°	0°	0°	0°	NR	±0
Total Minority	0	±1	NR	NR	NR	0°	0°	0°	0°	0°	NR	±0
Non-Hispanic Black	0	±1	NR	NR	NR	0°	0°	0°	0°	0°	NR	
Hispanic	0	±1	NR	NR	NR	0°	0°	0°	0°	0°	NR	
GENDER												
Male	0	±1	NR	NR	NR	0°	0°	0°	0°	0°	15	±17
Female	NA		NA	NA	NA	NA	NA	NA	NA	NA	NA	
SERVICE/COMPONENT BY PAYGRADE												
Army/ARNG/USAR Enlisted	NA		NA	NA	NA	NA	NA	NA	NA	NA	NA	
Army/ARNG/USAR Officers	NA		NA	NA	NA	NA	NA	NA	NA	NA	NA	
Navy/USNR Enlisted	NA		NA	NA	NA	NA	NA	NA	NA	NA	NA	
Navy/USNR Officers	NA		NA	NA	NA	NA	NA	NA	NA	NA	NA	
Marine Corps/USMCR Enlisted	NA		NA	NA	NA	NA	NA	NA	NA	NA	NA	
Marine Corps/USMCR Officers	10	±2	NR	NR	NR	0°	0°	0°	0°	0°	15	±17
Air Force/ANG/USAFR Enlisted	NA		NA	NA	NA	NA	NA	NA	NA	NA	NA	
Air Force/ANG/USAFR Officers	NA		NA	NA	NA	NA	NA	NA	NA	NA	NA	
Coast Guard Enlisted	NA		NA	NA	NA	NA	NA	NA	NA	NA	NA	
Coast Guard Officers	NA		NA	NA	NA	NA	NA	NA	NA	NA	NA	

Note. Percent responding are military members who answered the question, who were identified as Marine Corps or U.S. Marine Corps Reserve in the sample frame (June 2011), and who were warrant officers (Q1).

NR: Not reportable

° Response option never endorsed.

NA: Not applicable

30. What year did you complete the following Professional Military Education (PME)?**a. Leading Marines (Previously two courses: "Fundamentals of Marine Corps Leadership MCI" and "Counseling for Marines MCI")**

- | | | |
|--------------------|----------|---------|
| 1. 2001 or earlier | 2. 2002 | 3. 2003 |
| 4. 2004 | 5. 2005 | 6. 2006 |
| 7. 2007 | 8. 2008 | 9. 2009 |
| 10. 2010 | 11. 2011 | |

	Percent Responding		Percentages											Max ME	
			1	2	3	4	5	6	7	8	9	10	11		
TOTAL FORCE	0	±1	NR	0°	0°	0°	0°	0°	0°	0°	NR	0°	0°	0°	±0
Total Active Duty	0	±1	NR	0°	0°	0°	0°	0°	0°	0°	NR	0°	0°	0°	±0
Total Reserve	0	±1	NR	0°	0°	0°	0°	0°	0°	0°	NR	0°	0°	0°	
Total National Guard	NA		NA	NA	NA	NA	NA	NA	NA	NA	NA	NA	NA	NA	
SERVICE/COMPONENT															
Army/ARNG/USAR	NA		NA	NA	NA	NA	NA	NA	NA	NA	NA	NA	NA	NA	
Navy/USNR	NA		NA	NA	NA	NA	NA	NA	NA	NA	NA	NA	NA	NA	
Marine Corps/USMCR	1	±1	NR	0°	0°	0°	0°	0°	0°	0°	NR	0°	0°	0°	±0
Air Force/ANG/USAFR	NA		NA	NA	NA	NA	NA	NA	NA	NA	NA	NA	NA	NA	
Coast Guard	NA		NA	NA	NA	NA	NA	NA	NA	NA	NA	NA	NA	NA	
PAYGRADE															
Enlisted	NA		NA	NA	NA	NA	NA	NA	NA	NA	NA	NA	NA	NA	
3 to 5 Years of Service	NA		NA	NA	NA	NA	NA	NA	NA	NA	NA	NA	NA	NA	
6 to 9 Years of Service	NA		NA	NA	NA	NA	NA	NA	NA	NA	NA	NA	NA	NA	
E1 – E4	NA		NA	NA	NA	NA	NA	NA	NA	NA	NA	NA	NA	NA	
E5 – E9	NA		NA	NA	NA	NA	NA	NA	NA	NA	NA	NA	NA	NA	
Officers	1	±1	NR	0°	0°	0°	0°	0°	0°	0°	NR	0°	0°	0°	±0
W1 – W5	7	±2	NR	0°	0°	0°	0°	0°	0°	0°	NR	0°	0°	0°	±0
O1 – O3	NA		NA	NA	NA	NA	NA	NA	NA	NA	NA	NA	NA	NA	
O4 – O6	NA		NA	NA	NA	NA	NA	NA	NA	NA	NA	NA	NA	NA	
EDUCATION															
No College	0	±1	NR	0°	0°	0°	0°	0°	0°	0°	NR	0°	0°	0°	
Some College	0	±1	NR	0°	0°	0°	0°	0°	0°	0°	NR	0°	0°	0°	±0
4-Year Degree	0	±1	NR	0°	0°	0°	0°	0°	0°	0°	NR	0°	0°	0°	±0
Graduate/Professional Degree	0	±1	NR	0°	0°	0°	0°	0°	0°	0°	NR	0°	0°	0°	
RACE/ETHNICITY															
Non-Hispanic White	0	±1	NR	0°	0°	0°	0°	0°	0°	0°	NR	0°	0°	0°	±0
Total Minority	0	±1	NR	0°	0°	0°	0°	0°	0°	0°	NR	0°	0°	0°	±0
Non-Hispanic Black	0	±1	NR	0°	0°	0°	0°	0°	0°	0°	NR	0°	0°	0°	
Hispanic	0	±1	NR	0°	0°	0°	0°	0°	0°	0°	NR	0°	0°	0°	
GENDER															
Male	0	±1	NR	0°	0°	0°	0°	0°	0°	0°	NR	0°	0°	0°	±0
Female	NA		NA	NA	NA	NA	NA	NA	NA	NA	NA	NA	NA	NA	
SERVICE/COMPONENT BY PAYGRADE															
Army/ARNG/USAR Enlisted	NA		NA	NA	NA	NA	NA	NA	NA	NA	NA	NA	NA	NA	
Army/ARNG/USAR Officers	NA		NA	NA	NA	NA	NA	NA	NA	NA	NA	NA	NA	NA	
Navy/USNR Enlisted	NA		NA	NA	NA	NA	NA	NA	NA	NA	NA	NA	NA	NA	
Navy/USNR Officers	NA		NA	NA	NA	NA	NA	NA	NA	NA	NA	NA	NA	NA	
Marine Corps/USMCR Enlisted	NA		NA	NA	NA	NA	NA	NA	NA	NA	NA	NA	NA	NA	
Marine Corps/USMCR Officers	9	±2	NR	0°	0°	0°	0°	0°	0°	0°	NR	0°	0°	0°	±0
Air Force/ANG/USAFR Enlisted	NA		NA	NA	NA	NA	NA	NA	NA	NA	NA	NA	NA	NA	
Air Force/ANG/USAFR Officers	NA		NA	NA	NA	NA	NA	NA	NA	NA	NA	NA	NA	NA	
Coast Guard Enlisted	NA		NA	NA	NA	NA	NA	NA	NA	NA	NA	NA	NA	NA	
Coast Guard Officers	NA		NA	NA	NA	NA	NA	NA	NA	NA	NA	NA	NA	NA	

Note. Percent responding are military members who answered the question, who were identified as Marine Corps or U.S. Marine Corps Reserve in the sample frame (June 2011), who were warrant officers (Q1), and who completed Leading Marines (Q29a).

NR: Not reportable

° Response option never endorsed.

NA: Not applicable

30. What year did you complete the following Professional Military Education (PME)?

b. Sergeant Course (SGTDEP/SNCOASC)

- | | | |
|--------------------|----------|---------|
| 1. 2001 or earlier | 2. 2002 | 3. 2003 |
| 4. 2004 | 5. 2005 | 6. 2006 |
| 7. 2007 | 8. 2008 | 9. 2009 |
| 10. 2010 | 11. 2011 | |

	Percent Responding		Percentages											Max ME	
			1	2	3	4	5	6	7	8	9	10	11		
TOTAL FORCE	0	±1	NR	NR	NR	NR	NR	NR	NR	0°	NR	0°	0°	0°	±0
Total Active Duty	0	±1	NR	NR	NR	NR	NR	NR	NR	0°	NR	0°	0°	0°	±0
Total Reserve	0	±1	NR	NR	NR	NR	NR	NR	NR	0°	NR	0°	0°	0°	±0
Total National Guard	NA		NA	NA	NA	NA	NA	NA	NA	NA	NA	NA	NA	NA	
SERVICE/COMPONENT															
Army/ARNG/USAR	NA		NA	NA	NA	NA	NA	NA	NA	NA	NA	NA	NA	NA	
Navy/USNR	NA		NA	NA	NA	NA	NA	NA	NA	NA	NA	NA	NA	NA	
Marine Corps/USMCR	1	±1	NR	NR	NR	NR	NR	NR	NR	0°	NR	0°	0°	0°	±0
Air Force/ANG/USAFR	NA		NA	NA	NA	NA	NA	NA	NA	NA	NA	NA	NA	NA	
Coast Guard	NA		NA	NA	NA	NA	NA	NA	NA	NA	NA	NA	NA	NA	
PAYGRADE															
Enlisted	NA		NA	NA	NA	NA	NA	NA	NA	NA	NA	NA	NA	NA	
3 to 5 Years of Service	NA		NA	NA	NA	NA	NA	NA	NA	NA	NA	NA	NA	NA	
6 to 9 Years of Service	NA		NA	NA	NA	NA	NA	NA	NA	NA	NA	NA	NA	NA	
E1 – E4	NA		NA	NA	NA	NA	NA	NA	NA	NA	NA	NA	NA	NA	
E5 – E9	NA		NA	NA	NA	NA	NA	NA	NA	NA	NA	NA	NA	NA	
Officers	1	±1	NR	NR	NR	NR	NR	NR	NR	0°	NR	0°	0°	0°	±0
W1 – W5	7	±2	NR	NR	NR	NR	NR	NR	NR	0°	NR	0°	0°	0°	±0
O1 – O3	NA		NA	NA	NA	NA	NA	NA	NA	NA	NA	NA	NA	NA	
O4 – O6	NA		NA	NA	NA	NA	NA	NA	NA	NA	NA	NA	NA	NA	
EDUCATION															
No College	0	±1	NR	NR	NR	NR	NR	NR	NR	0°	NR	0°	0°	0°	
Some College	0	±1	NR	NR	NR	NR	NR	NR	NR	0°	NR	0°	0°	0°	±0
4-Year Degree	0	±1	NR	NR	NR	NR	NR	NR	NR	0°	NR	0°	0°	0°	±0
Graduate/Professional Degree	0	±1	NR	NR	NR	NR	NR	NR	NR	0°	NR	0°	0°	0°	
RACE/ETHNICITY															
Non-Hispanic White	0	±1	NR	NR	NR	NR	NR	NR	NR	0°	NR	0°	0°	0°	±0
Total Minority	0	±1	NR	NR	NR	NR	NR	NR	NR	0°	NR	0°	0°	0°	±0
Non-Hispanic Black	0	±1	NR	NR	NR	NR	NR	NR	NR	0°	NR	0°	0°	0°	
Hispanic	0	±1	NR	NR	NR	NR	NR	NR	NR	0°	NR	0°	0°	0°	
GENDER															
Male	0	±1	NR	NR	NR	NR	NR	NR	NR	0°	NR	0°	0°	0°	±0
Female	NA		NA	NA	NA	NA	NA	NA	NA	NA	NA	NA	NA	NA	
SERVICE/COMPONENT BY PAYGRADE															
Army/ARNG/USAR Enlisted	NA		NA	NA	NA	NA	NA	NA	NA	NA	NA	NA	NA	NA	
Army/ARNG/USAR Officers	NA		NA	NA	NA	NA	NA	NA	NA	NA	NA	NA	NA	NA	
Navy/USNR Enlisted	NA		NA	NA	NA	NA	NA	NA	NA	NA	NA	NA	NA	NA	
Navy/USNR Officers	NA		NA	NA	NA	NA	NA	NA	NA	NA	NA	NA	NA	NA	
Marine Corps/USMCR Enlisted	NA		NA	NA	NA	NA	NA	NA	NA	NA	NA	NA	NA	NA	
Marine Corps/USMCR Officers	9	±2	NR	NR	NR	NR	NR	NR	NR	0°	NR	0°	0°	0°	±0
Air Force/ANG/USAFR Enlisted	NA		NA	NA	NA	NA	NA	NA	NA	NA	NA	NA	NA	NA	
Air Force/ANG/USAFR Officers	NA		NA	NA	NA	NA	NA	NA	NA	NA	NA	NA	NA	NA	
Coast Guard Enlisted	NA		NA	NA	NA	NA	NA	NA	NA	NA	NA	NA	NA	NA	
Coast Guard Officers	NA		NA	NA	NA	NA	NA	NA	NA	NA	NA	NA	NA	NA	

Note. Percent responding are military members who answered the question, who were identified as Marine Corps or U.S. Marine Corps Reserve in the sample frame (June 2011), who were warrant officers (Q1), and who completed SGTDEP/SNCOASC (Q29b).

NR: Not reportable

° Response option never endorsed.

NA: Not applicable

30. What year did you complete the following Professional Military Education (PME)?**c. Career Course (SNCOCCDEP/SNCOACC)**

- | | | |
|--------------------|----------|---------|
| 1. 2001 or earlier | 2. 2002 | 3. 2003 |
| 4. 2004 | 5. 2005 | 6. 2006 |
| 7. 2007 | 8. 2008 | 9. 2009 |
| 10. 2010 | 11. 2011 | |

	Percent Responding		Percentages											Max ME		
			1	2	3	4	5	6	7	8	9	10	11			
TOTAL FORCE	0	±1	NR	NR	NR	NR	NR	NR	NR	NR	NR	NR	NR	0°	0°	±0
Total Active Duty	0	±1	NR	NR	NR	NR	NR	NR	NR	NR	NR	NR	NR	0°	0°	±0
Total Reserve	0	±1	NR	NR	NR	NR	NR	NR	NR	NR	NR	NR	NR	0°	0°	
Total National Guard	NA		NA	NA	NA	NA	NA	NA	NA	NA	NA	NA	NA	NA	NA	
SERVICE/COMPONENT																
Army/ARNG/USAR	NA		NA	NA	NA	NA	NA	NA	NA	NA	NA	NA	NA	NA	NA	
Navy/USNR	NA		NA	NA	NA	NA	NA	NA	NA	NA	NA	NA	NA	NA	NA	
Marine Corps/USMCR	1	±1	NR	NR	NR	NR	NR	NR	NR	NR	NR	NR	NR	0°	0°	±0
Air Force/ANG/USAFR	NA		NA	NA	NA	NA	NA	NA	NA	NA	NA	NA	NA	NA	NA	
Coast Guard	NA		NA	NA	NA	NA	NA	NA	NA	NA	NA	NA	NA	NA	NA	
PAYGRADE																
Enlisted	NA		NA	NA	NA	NA	NA	NA	NA	NA	NA	NA	NA	NA	NA	
3 to 5 Years of Service	NA		NA	NA	NA	NA	NA	NA	NA	NA	NA	NA	NA	NA	NA	
6 to 9 Years of Service	NA		NA	NA	NA	NA	NA	NA	NA	NA	NA	NA	NA	NA	NA	
E1 – E4	NA		NA	NA	NA	NA	NA	NA	NA	NA	NA	NA	NA	NA	NA	
E5 – E9	NA		NA	NA	NA	NA	NA	NA	NA	NA	NA	NA	NA	NA	NA	
Officers	1	±1	NR	NR	NR	NR	NR	NR	NR	NR	NR	NR	NR	0°	0°	±0
W1 – W5	6	±2	NR	NR	NR	NR	NR	NR	NR	NR	NR	NR	NR	0°	0°	±0
O1 – O3	NA		NA	NA	NA	NA	NA	NA	NA	NA	NA	NA	NA	NA	NA	
O4 – O6	NA		NA	NA	NA	NA	NA	NA	NA	NA	NA	NA	NA	NA	NA	
EDUCATION																
No College	NA		NA	NA	NA	NA	NA	NA	NA	NA	NA	NA	NA	NA	NA	
Some College	0	±1	NR	NR	NR	NR	NR	NR	NR	NR	NR	NR	NR	0°	0°	±0
4-Year Degree	0	±1	NR	NR	NR	NR	NR	NR	NR	NR	NR	NR	NR	0°	0°	±0
Graduate/Professional Degree	0	±1	NR	NR	NR	NR	NR	NR	NR	NR	NR	NR	NR	0°	0°	
RACE/ETHNICITY																
Non-Hispanic White	0	±1	NR	NR	NR	NR	NR	NR	NR	NR	NR	NR	NR	0°	0°	±0
Total Minority	0	±1	NR	NR	NR	NR	NR	NR	NR	NR	NR	NR	NR	0°	0°	
Non-Hispanic Black	0	±1	NR	NR	NR	NR	NR	NR	NR	NR	NR	NR	NR	0°	0°	
Hispanic	0	±1	NR	NR	NR	NR	NR	NR	NR	NR	NR	NR	NR	0°	0°	
GENDER																
Male	0	±1	NR	NR	NR	NR	NR	NR	NR	NR	NR	NR	NR	0°	0°	±0
Female	NA		NA	NA	NA	NA	NA	NA	NA	NA	NA	NA	NA	NA	NA	
SERVICE/COMPONENT BY PAYGRADE																
Army/ARNG/USAR Enlisted	NA		NA	NA	NA	NA	NA	NA	NA	NA	NA	NA	NA	NA	NA	
Army/ARNG/USAR Officers	NA		NA	NA	NA	NA	NA	NA	NA	NA	NA	NA	NA	NA	NA	
Navy/USNR Enlisted	NA		NA	NA	NA	NA	NA	NA	NA	NA	NA	NA	NA	NA	NA	
Navy/USNR Officers	NA		NA	NA	NA	NA	NA	NA	NA	NA	NA	NA	NA	NA	NA	
Marine Corps/USMCR Enlisted	NA		NA	NA	NA	NA	NA	NA	NA	NA	NA	NA	NA	NA	NA	
Marine Corps/USMCR Officers	8	±2	NR	NR	NR	NR	NR	NR	NR	NR	NR	NR	NR	0°	0°	±0
Air Force/ANG/USAFR Enlisted	NA		NA	NA	NA	NA	NA	NA	NA	NA	NA	NA	NA	NA	NA	
Air Force/ANG/USAFR Officers	NA		NA	NA	NA	NA	NA	NA	NA	NA	NA	NA	NA	NA	NA	
Coast Guard Enlisted	NA		NA	NA	NA	NA	NA	NA	NA	NA	NA	NA	NA	NA	NA	
Coast Guard Officers	NA		NA	NA	NA	NA	NA	NA	NA	NA	NA	NA	NA	NA	NA	

Note. Percent responding are military members who answered the question, who were identified as Marine Corps or U.S. Marine Corps Reserve in the sample frame (June 2011), who were warrant officers (Q1), and who completed SNCOCCDEP/SNCOACC (Q29c).

NR: Not reportable

° Response option never endorsed.

NA: Not applicable

30. What year did you complete the following Professional Military Education (PME)?

d. Advanced Course (SNCOAAC & SNCOADEP)

- | | | |
|--------------------|----------|---------|
| 1. 2001 or earlier | 2. 2002 | 3. 2003 |
| 4. 2004 | 5. 2005 | 6. 2006 |
| 7. 2007 | 8. 2008 | 9. 2009 |
| 10. 2010 | 11. 2011 | |

	Percent Responding		Percentages											Max ME
			1	2	3	4	5	6	7	8	9	10	11	
TOTAL FORCE	0	±1	NR	NR	0°	0°	NR	NR	0°	NR	0°	0°	0°	±0
Total Active Duty	0	±1	NR	NR	0°	0°	NR	NR	0°	NR	0°	0°	0°	
Total Reserve	0	±1	NR	NR	0°	0°	NR	NR	0°	NR	0°	0°	0°	
Total National Guard	NA		NA	NA	NA	NA	NA	NA	NA	NA	NA	NA	NA	
SERVICE/COMPONENT														
Army/ARNG/USAR	NA		NA	NA	NA	NA	NA	NA	NA	NA	NA	NA	NA	
Navy/USNR	NA		NA	NA	NA	NA	NA	NA	NA	NA	NA	NA	NA	
Marine Corps/USMCR	0	±1	NR	NR	0°	0°	NR	NR	0°	NR	0°	0°	0°	±0
Air Force/ANG/USAFR	NA		NA	NA	NA	NA	NA	NA	NA	NA	NA	NA	NA	
Coast Guard	NA		NA	NA	NA	NA	NA	NA	NA	NA	NA	NA	NA	
PAYGRADE														
Enlisted	NA		NA	NA	NA	NA	NA	NA	NA	NA	NA	NA	NA	
3 to 5 Years of Service	NA		NA	NA	NA	NA	NA	NA	NA	NA	NA	NA	NA	
6 to 9 Years of Service	NA		NA	NA	NA	NA	NA	NA	NA	NA	NA	NA	NA	
E1 – E4	NA		NA	NA	NA	NA	NA	NA	NA	NA	NA	NA	NA	
E5 – E9	NA		NA	NA	NA	NA	NA	NA	NA	NA	NA	NA	NA	
Officers	0	±1	NR	NR	0°	0°	NR	NR	0°	NR	0°	0°	0°	±0
W1 – W5	2	±2	NR	NR	0°	0°	NR	NR	0°	NR	0°	0°	0°	±0
O1 – O3	NA		NA	NA	NA	NA	NA	NA	NA	NA	NA	NA	NA	
O4 – O6	NA		NA	NA	NA	NA	NA	NA	NA	NA	NA	NA	NA	
EDUCATION														
No College	NA		NA	NA	NA	NA	NA	NA	NA	NA	NA	NA	NA	
Some College	0	±1	NR	NR	0°	0°	NR	NR	0°	NR	0°	0°	0°	
4-Year Degree	0	±1	NR	NR	0°	0°	NR	NR	0°	NR	0°	0°	0°	
Graduate/Professional Degree	0	±1	NR	NR	0°	0°	NR	NR	0°	NR	0°	0°	0°	
RACE/ETHNICITY														
Non-Hispanic White	0	±1	NR	NR	0°	0°	NR	NR	0°	NR	0°	0°	0°	±0
Total Minority	0	±1	NR	NR	0°	0°	NR	NR	0°	NR	0°	0°	0°	
Non-Hispanic Black	0	±1	NR	NR	0°	0°	NR	NR	0°	NR	0°	0°	0°	
Hispanic	0	±1	NR	NR	0°	0°	NR	NR	0°	NR	0°	0°	0°	
GENDER														
Male	0	±1	NR	NR	0°	0°	NR	NR	0°	NR	0°	0°	0°	±0
Female	NA		NA	NA	NA	NA	NA	NA	NA	NA	NA	NA	NA	
SERVICE/COMPONENT BY PAYGRADE														
Army/ARNG/USAR Enlisted	NA		NA	NA	NA	NA	NA	NA	NA	NA	NA	NA	NA	
Army/ARNG/USAR Officers	NA		NA	NA	NA	NA	NA	NA	NA	NA	NA	NA	NA	
Navy/USNR Enlisted	NA		NA	NA	NA	NA	NA	NA	NA	NA	NA	NA	NA	
Navy/USNR Officers	NA		NA	NA	NA	NA	NA	NA	NA	NA	NA	NA	NA	
Marine Corps/USMCR Enlisted	NA		NA	NA	NA	NA	NA	NA	NA	NA	NA	NA	NA	
Marine Corps/USMCR Officers	2	±2	NR	NR	0°	0°	NR	NR	0°	NR	0°	0°	0°	±0
Air Force/ANG/USAFR Enlisted	NA		NA	NA	NA	NA	NA	NA	NA	NA	NA	NA	NA	
Air Force/ANG/USAFR Officers	NA		NA	NA	NA	NA	NA	NA	NA	NA	NA	NA	NA	
Coast Guard Enlisted	NA		NA	NA	NA	NA	NA	NA	NA	NA	NA	NA	NA	
Coast Guard Officers	NA		NA	NA	NA	NA	NA	NA	NA	NA	NA	NA	NA	

Note. Percent responding are military members who answered the question, who were identified as Marine Corps or U.S. Marine Corps Reserve in the sample frame (June 2011), who were warrant officers (Q1), and who completed SNCOAAC & SNCOADEP (Q29d).

NR: Not reportable

° Response option never endorsed.

NA: Not applicable

30. What year did you complete the following Professional Military Education (PME)?**j. Warrant Officer Basic Course**

- | | | |
|--------------------|----------|---------|
| 1. 2001 or earlier | 2. 2002 | 3. 2003 |
| 4. 2004 | 5. 2005 | 6. 2006 |
| 7. 2007 | 8. 2008 | 9. 2009 |
| 10. 2010 | 11. 2011 | |

	Percent Responding		Percentages											Max ME
			1	2	3	4	5	6	7	8	9	10	11	
TOTAL FORCE	0	±1	NR	NR	NR	0°	NR	NR	NR	19	NR	NR	12	±18
Total Active Duty	0	±1	NR	NR	NR	0°	NR	NR	NR	NR	NR	NR	NR	±0
Total Reserve	0	±1	NR	NR	NR	0°	NR	NR	NR	NR	NR	NR	NR	±0
Total National Guard	NA		NA	NA	NA	NA	NA	NA	NA	NA	NA	NA	NA	
SERVICE/COMPONENT														
Army/ARNG/USAR	NA		NA	NA	NA	NA	NA	NA	NA	NA	NA	NA	NA	
Navy/USNR	NA		NA	NA	NA	NA	NA	NA	NA	NA	NA	NA	NA	
Marine Corps/USMCR	1	±1	NR	NR	NR	0°	NR	NR	NR	19	NR	NR	12	±18
Air Force/ANG/USAFR	NA		NA	NA	NA	NA	NA	NA	NA	NA	NA	NA	NA	
Coast Guard	NA		NA	NA	NA	NA	NA	NA	NA	NA	NA	NA	NA	
PAYGRADE														
Enlisted	NA		NA	NA	NA	NA	NA	NA	NA	NA	NA	NA	NA	
3 to 5 Years of Service	NA		NA	NA	NA	NA	NA	NA	NA	NA	NA	NA	NA	
6 to 9 Years of Service	NA		NA	NA	NA	NA	NA	NA	NA	NA	NA	NA	NA	
E1 – E4	NA		NA	NA	NA	NA	NA	NA	NA	NA	NA	NA	NA	
E5 – E9	NA		NA	NA	NA	NA	NA	NA	NA	NA	NA	NA	NA	
Officers	1	±1	NR	NR	NR	0°	NR	NR	NR	19	NR	NR	12	±18
W1 – W5	7	±2	NR	NR	NR	0°	NR	NR	NR	19	NR	NR	12	±18
O1 – O3	NA		NA	NA	NA	NA	NA	NA	NA	NA	NA	NA	NA	
O4 – O6	NA		NA	NA	NA	NA	NA	NA	NA	NA	NA	NA	NA	
EDUCATION														
No College	0	±1	NR	NR	NR	0°	NR	NR	NR	NR	NR	NR	NR	
Some College	0	±1	NR	NR	NR	0°	NR	NR	NR	NR	NR	NR	NR	±0
4-Year Degree	0	±1	NR	NR	NR	0°	NR	NR	NR	NR	NR	NR	NR	±0
Graduate/Professional Degree	0	±1	NR	NR	NR	0°	NR	NR	NR	NR	NR	NR	NR	
RACE/ETHNICITY														
Non-Hispanic White	0	±1	NR	NR	NR	0°	NR	NR	NR	NR	NR	NR	NR	±0
Total Minority	0	±1	NR	NR	NR	0°	NR	NR	NR	NR	NR	NR	NR	±0
Non-Hispanic Black	0	±1	NR	NR	NR	0°	NR	NR	NR	NR	NR	NR	NR	
Hispanic	0	±1	NR	NR	NR	0°	NR	NR	NR	NR	NR	NR	NR	
GENDER														
Male	0	±1	NR	NR	NR	0°	NR	NR	NR	19	NR	NR	12	±18
Female	NA		NA	NA	NA	NA	NA	NA	NA	NA	NA	NA	NA	
SERVICE/COMPONENT BY PAYGRADE														
Army/ARNG/USAR Enlisted	NA		NA	NA	NA	NA	NA	NA	NA	NA	NA	NA	NA	
Army/ARNG/USAR Officers	NA		NA	NA	NA	NA	NA	NA	NA	NA	NA	NA	NA	
Navy/USNR Enlisted	NA		NA	NA	NA	NA	NA	NA	NA	NA	NA	NA	NA	
Navy/USNR Officers	NA		NA	NA	NA	NA	NA	NA	NA	NA	NA	NA	NA	
Marine Corps/USMCR Enlisted	NA		NA	NA	NA	NA	NA	NA	NA	NA	NA	NA	NA	
Marine Corps/USMCR Officers	10	±2	NR	NR	NR	0°	NR	NR	NR	19	NR	NR	12	±18
Air Force/ANG/USAFR Enlisted	NA		NA	NA	NA	NA	NA	NA	NA	NA	NA	NA	NA	
Air Force/ANG/USAFR Officers	NA		NA	NA	NA	NA	NA	NA	NA	NA	NA	NA	NA	
Coast Guard Enlisted	NA		NA	NA	NA	NA	NA	NA	NA	NA	NA	NA	NA	
Coast Guard Officers	NA		NA	NA	NA	NA	NA	NA	NA	NA	NA	NA	NA	

Note. Percent responding are military members who answered the question, who were identified as Marine Corps or U.S. Marine Corps Reserve in the sample frame (June 2011), who were warrant officers (Q1), and who completed Warrant Officer Basic Course (Q29j).

NR: Not reportable

° Response option never endorsed.

NA: Not applicable

30. What year did you complete the following Professional Military Education (PME)?

k. Expeditionary Warfare School (EWS; previously Amphibious Warfare School)

- | | | |
|--------------------|----------|---------|
| 1. 2001 or earlier | 2. 2002 | 3. 2003 |
| 4. 2004 | 5. 2005 | 6. 2006 |
| 7. 2007 | 8. 2008 | 9. 2009 |
| 10. 2010 | 11. 2011 | |

	Percent Responding		Percentages											Max ME
			1	2	3	4	5	6	7	8	9	10	11	
TOTAL FORCE	0	±1	NR	NR	0°	NR	0°	0°	NR	NR	0°	0°	NR	±0
Total Active Duty	0	±1	NR	NR	0°	NR	0°	0°	NR	NR	0°	0°	NR	±0
Total Reserve	0	±1	NR	NR	0°	NR	0°	0°	NR	NR	0°	0°	NR	
Total National Guard	NA		NA	NA	NA	NA	NA	NA	NA	NA	NA	NA	NA	
SERVICE/COMPONENT														
Army/ARNG/USAR	NA		NA	NA	NA	NA	NA	NA	NA	NA	NA	NA	NA	
Navy/USNR	NA		NA	NA	NA	NA	NA	NA	NA	NA	NA	NA	NA	
Marine Corps/USMCR	0	±1	NR	NR	0°	NR	0°	0°	NR	NR	0°	0°	NR	±0
Air Force/ANG/USAFR	NA		NA	NA	NA	NA	NA	NA	NA	NA	NA	NA	NA	
Coast Guard	NA		NA	NA	NA	NA	NA	NA	NA	NA	NA	NA	NA	
PAYGRADE														
Enlisted	NA		NA	NA	NA	NA	NA	NA	NA	NA	NA	NA	NA	
3 to 5 Years of Service	NA		NA	NA	NA	NA	NA	NA	NA	NA	NA	NA	NA	
6 to 9 Years of Service	NA		NA	NA	NA	NA	NA	NA	NA	NA	NA	NA	NA	
E1 – E4	NA		NA	NA	NA	NA	NA	NA	NA	NA	NA	NA	NA	
E5 – E9	NA		NA	NA	NA	NA	NA	NA	NA	NA	NA	NA	NA	
Officers	0	±1	NR	NR	0°	NR	0°	0°	NR	NR	0°	0°	NR	±0
W1 – W5	3	±2	NR	NR	0°	NR	0°	0°	NR	NR	0°	0°	NR	±0
O1 – O3	NA		NA	NA	NA	NA	NA	NA	NA	NA	NA	NA	NA	
O4 – O6	NA		NA	NA	NA	NA	NA	NA	NA	NA	NA	NA	NA	
EDUCATION														
No College	0	±1	NR	NR	0°	NR	0°	0°	NR	NR	0°	0°	NR	
Some College	0	±1	NR	NR	0°	NR	0°	0°	NR	NR	0°	0°	NR	±0
4-Year Degree	0	±1	NR	NR	0°	NR	0°	0°	NR	NR	0°	0°	NR	
Graduate/Professional Degree	0	±1	NR	NR	0°	NR	0°	0°	NR	NR	0°	0°	NR	
RACE/ETHNICITY														
Non-Hispanic White	0	±1	NR	NR	0°	NR	0°	0°	NR	NR	0°	0°	NR	±0
Total Minority	0	±1	NR	NR	0°	NR	0°	0°	NR	NR	0°	0°	NR	
Non-Hispanic Black	0	±1	NR	NR	0°	NR	0°	0°	NR	NR	0°	0°	NR	
Hispanic	0	±1	NR	NR	0°	NR	0°	0°	NR	NR	0°	0°	NR	
GENDER														
Male	0	±1	NR	NR	0°	NR	0°	0°	NR	NR	0°	0°	NR	±0
Female	NA		NA	NA	NA	NA	NA	NA	NA	NA	NA	NA	NA	
SERVICE/COMPONENT BY PAYGRADE														
Army/ARNG/USAR Enlisted	NA		NA	NA	NA	NA	NA	NA	NA	NA	NA	NA	NA	
Army/ARNG/USAR Officers	NA		NA	NA	NA	NA	NA	NA	NA	NA	NA	NA	NA	
Navy/USNR Enlisted	NA		NA	NA	NA	NA	NA	NA	NA	NA	NA	NA	NA	
Navy/USNR Officers	NA		NA	NA	NA	NA	NA	NA	NA	NA	NA	NA	NA	
Marine Corps/USMCR Enlisted	NA		NA	NA	NA	NA	NA	NA	NA	NA	NA	NA	NA	
Marine Corps/USMCR Officers	4	±2	NR	NR	0°	NR	0°	0°	NR	NR	0°	0°	NR	±0
Air Force/ANG/USAFR Enlisted	NA		NA	NA	NA	NA	NA	NA	NA	NA	NA	NA	NA	
Air Force/ANG/USAFR Officers	NA		NA	NA	NA	NA	NA	NA	NA	NA	NA	NA	NA	
Coast Guard Enlisted	NA		NA	NA	NA	NA	NA	NA	NA	NA	NA	NA	NA	
Coast Guard Officers	NA		NA	NA	NA	NA	NA	NA	NA	NA	NA	NA	NA	

Note. Percent responding are military members who answered the question, who were identified as Marine Corps or U.S. Marine Corps Reserve in the sample frame (June 2011), who were warrant officers (Q1), and who completed EWS (Q29k).

NR: Not reportable

° Response option never endorsed.

NA: Not applicable

30. What year did you complete the following Professional Military Education (PME)?**I. Marine Corps Command and Staff College (CSC)**

- | | | |
|--------------------|----------|---------|
| 1. 2001 or earlier | 2. 2002 | 3. 2003 |
| 4. 2004 | 5. 2005 | 6. 2006 |
| 7. 2007 | 8. 2008 | 9. 2009 |
| 10. 2010 | 11. 2011 | |

	Percent Responding		Percentages											Max ME
			1	2	3	4	5	6	7	8	9	10	11	
TOTAL FORCE	0	±1	NR	0°	0°	0°	NR	0°	NR	0°	0°	0°	NR	
Total Active Duty	0	±1	NR	0°	0°	0°	NR	0°	NR	0°	0°	0°	NR	
Total Reserve	0	±1	NR	0°	0°	0°	NR	0°	NR	0°	0°	0°	NR	
Total National Guard	NA		NA	NA	NA	NA	NA	NA	NA	NA	NA	NA	NA	
SERVICE/COMPONENT														
Army/ARNG/USAR	NA		NA	NA	NA	NA	NA	NA	NA	NA	NA	NA	NA	
Navy/USNR	NA		NA	NA	NA	NA	NA	NA	NA	NA	NA	NA	NA	
Marine Corps/USMCR	0	±1	NR	0°	0°	0°	NR	0°	NR	0°	0°	0°	NR	
Air Force/ANG/USAFR	NA		NA	NA	NA	NA	NA	NA	NA	NA	NA	NA	NA	
Coast Guard	NA		NA	NA	NA	NA	NA	NA	NA	NA	NA	NA	NA	
PAYGRADE														
Enlisted	NA		NA	NA	NA	NA	NA	NA	NA	NA	NA	NA	NA	
3 to 5 Years of Service	NA		NA	NA	NA	NA	NA	NA	NA	NA	NA	NA	NA	
6 to 9 Years of Service	NA		NA	NA	NA	NA	NA	NA	NA	NA	NA	NA	NA	
E1 – E4	NA		NA	NA	NA	NA	NA	NA	NA	NA	NA	NA	NA	
E5 – E9	NA		NA	NA	NA	NA	NA	NA	NA	NA	NA	NA	NA	
Officers	0	±1	NR	0°	0°	0°	NR	0°	NR	0°	0°	0°	NR	
W1 – W5	1	±2	NR	0°	0°	0°	NR	0°	NR	0°	0°	0°	NR	
O1 – O3	NA		NA	NA	NA	NA	NA	NA	NA	NA	NA	NA	NA	
O4 – O6	NA		NA	NA	NA	NA	NA	NA	NA	NA	NA	NA	NA	
EDUCATION														
No College	NA		NA	NA	NA	NA	NA	NA	NA	NA	NA	NA	NA	
Some College	0	±1	NR	0°	0°	0°	NR	0°	NR	0°	0°	0°	NR	
4-Year Degree	NA		NA	NA	NA	NA	NA	NA	NA	NA	NA	NA	NA	
Graduate/Professional Degree	0	±1	NR	0°	0°	0°	NR	0°	NR	0°	0°	0°	NR	
RACE/ETHNICITY														
Non-Hispanic White	0	±1	NR	0°	0°	0°	NR	0°	NR	0°	0°	0°	NR	
Total Minority	0	±1	NR	0°	0°	0°	NR	0°	NR	0°	0°	0°	NR	
Non-Hispanic Black	NA		NA	NA	NA	NA	NA	NA	NA	NA	NA	NA	NA	
Hispanic	0	±1	NR	0°	0°	0°	NR	0°	NR	0°	0°	0°	NR	
GENDER														
Male	0	±1	NR	0°	0°	0°	NR	0°	NR	0°	0°	0°	NR	
Female	NA		NA	NA	NA	NA	NA	NA	NA	NA	NA	NA	NA	
SERVICE/COMPONENT BY PAYGRADE														
Army/ARNG/USAR Enlisted	NA		NA	NA	NA	NA	NA	NA	NA	NA	NA	NA	NA	
Army/ARNG/USAR Officers	NA		NA	NA	NA	NA	NA	NA	NA	NA	NA	NA	NA	
Navy/USNR Enlisted	NA		NA	NA	NA	NA	NA	NA	NA	NA	NA	NA	NA	
Navy/USNR Officers	NA		NA	NA	NA	NA	NA	NA	NA	NA	NA	NA	NA	
Marine Corps/USMCR Enlisted	NA		NA	NA	NA	NA	NA	NA	NA	NA	NA	NA	NA	
Marine Corps/USMCR Officers	1	±2	NR	0°	0°	0°	NR	0°	NR	0°	0°	0°	NR	
Air Force/ANG/USAFR Enlisted	NA		NA	NA	NA	NA	NA	NA	NA	NA	NA	NA	NA	
Air Force/ANG/USAFR Officers	NA		NA	NA	NA	NA	NA	NA	NA	NA	NA	NA	NA	
Coast Guard Enlisted	NA		NA	NA	NA	NA	NA	NA	NA	NA	NA	NA	NA	
Coast Guard Officers	NA		NA	NA	NA	NA	NA	NA	NA	NA	NA	NA	NA	

Note. Percent responding are military members who answered the question, who were identified as Marine Corps or U.S. Marine Corps Reserve in the sample frame (June 2011), who were warrant officers (Q1), and who completed CSC (Q29).

NR: Not reportable

° Response option never endorsed.

NA: Not applicable

30. What year did you complete the following Professional Military Education (PME)?

m. USMC School of Advanced Warfighting (SAW)

- | | | |
|--------------------|----------|---------|
| 1. 2001 or earlier | 2. 2002 | 3. 2003 |
| 4. 2004 | 5. 2005 | 6. 2006 |
| 7. 2007 | 8. 2008 | 9. 2009 |
| 10. 2010 | 11. 2011 | |

	Percent Responding		Percentages											Max ME
			1	2	3	4	5	6	7	8	9	10	11	
TOTAL FORCE	0	±1	NR	0°	0°	0°	0°	0°	0°	0°	0°	0°	0°	0°
Total Active Duty	0	±1	NR	0°	0°	0°	0°	0°	0°	0°	0°	0°	0°	0°
Total Reserve	0	±1	NR	0°	0°	0°	0°	0°	0°	0°	0°	0°	0°	0°
Total National Guard	NA		NA	NA	NA	NA	NA	NA	NA	NA	NA	NA	NA	NA
SERVICE/COMPONENT														
Army/ARNG/USAR	NA		NA	NA	NA	NA	NA	NA	NA	NA	NA	NA	NA	NA
Navy/USNR	NA		NA	NA	NA	NA	NA	NA	NA	NA	NA	NA	NA	NA
Marine Corps/USMCR	0	±1	NR	0°	0°	0°	0°	0°	0°	0°	0°	0°	0°	0°
Air Force/ANG/USAFR	NA		NA	NA	NA	NA	NA	NA	NA	NA	NA	NA	NA	NA
Coast Guard	NA		NA	NA	NA	NA	NA	NA	NA	NA	NA	NA	NA	NA
PAYGRADE														
Enlisted	NA		NA	NA	NA	NA	NA	NA	NA	NA	NA	NA	NA	NA
3 to 5 Years of Service	NA		NA	NA	NA	NA	NA	NA	NA	NA	NA	NA	NA	NA
6 to 9 Years of Service	NA		NA	NA	NA	NA	NA	NA	NA	NA	NA	NA	NA	NA
E1 – E4	NA		NA	NA	NA	NA	NA	NA	NA	NA	NA	NA	NA	NA
E5 – E9	NA		NA	NA	NA	NA	NA	NA	NA	NA	NA	NA	NA	NA
Officers	0	±1	NR	0°	0°	0°	0°	0°	0°	0°	0°	0°	0°	0°
W1 – W5	1	±1	NR	0°	0°	0°	0°	0°	0°	0°	0°	0°	0°	0°
O1 – O3	NA		NA	NA	NA	NA	NA	NA	NA	NA	NA	NA	NA	NA
O4 – O6	NA		NA	NA	NA	NA	NA	NA	NA	NA	NA	NA	NA	NA
EDUCATION														
No College	NA		NA	NA	NA	NA	NA	NA	NA	NA	NA	NA	NA	NA
Some College	0	±1	NR	0°	0°	0°	0°	0°	0°	0°	0°	0°	0°	0°
4-Year Degree	NA		NA	NA	NA	NA	NA	NA	NA	NA	NA	NA	NA	NA
Graduate/Professional Degree	NA		NA	NA	NA	NA	NA	NA	NA	NA	NA	NA	NA	NA
RACE/ETHNICITY														
Non-Hispanic White	0	±1	NR	0°	0°	0°	0°	0°	0°	0°	0°	0°	0°	0°
Total Minority	0	±1	NR	0°	0°	0°	0°	0°	0°	0°	0°	0°	0°	0°
Non-Hispanic Black	NA		NA	NA	NA	NA	NA	NA	NA	NA	NA	NA	NA	NA
Hispanic	0	±1	NR	0°	0°	0°	0°	0°	0°	0°	0°	0°	0°	0°
GENDER														
Male	0	±1	NR	0°	0°	0°	0°	0°	0°	0°	0°	0°	0°	0°
Female	NA		NA	NA	NA	NA	NA	NA	NA	NA	NA	NA	NA	NA
SERVICE/COMPONENT BY PAYGRADE														
Army/ARNG/USAR Enlisted	NA		NA	NA	NA	NA	NA	NA	NA	NA	NA	NA	NA	NA
Army/ARNG/USAR Officers	NA		NA	NA	NA	NA	NA	NA	NA	NA	NA	NA	NA	NA
Navy/USNR Enlisted	NA		NA	NA	NA	NA	NA	NA	NA	NA	NA	NA	NA	NA
Navy/USNR Officers	NA		NA	NA	NA	NA	NA	NA	NA	NA	NA	NA	NA	NA
Marine Corps/USMCR Enlisted	NA		NA	NA	NA	NA	NA	NA	NA	NA	NA	NA	NA	NA
Marine Corps/USMCR Officers	1	±1	NR	0°	0°	0°	0°	0°	0°	0°	0°	0°	0°	0°
Air Force/ANG/USAFR Enlisted	NA		NA	NA	NA	NA	NA	NA	NA	NA	NA	NA	NA	NA
Air Force/ANG/USAFR Officers	NA		NA	NA	NA	NA	NA	NA	NA	NA	NA	NA	NA	NA
Coast Guard Enlisted	NA		NA	NA	NA	NA	NA	NA	NA	NA	NA	NA	NA	NA
Coast Guard Officers	NA		NA	NA	NA	NA	NA	NA	NA	NA	NA	NA	NA	NA

Note. Percent responding are military members who answered the question, who were identified as Marine Corps or U.S. Marine Corps Reserve in the sample frame (June 2011), who were warrant officers (Q1), and who completed SAW (Q29m).

NR: Not reportable

° Response option never endorsed.

NA: Not applicable

30. What year did you complete the following Professional Military Education (PME)?

s. Other

- | | | |
|--------------------|----------|---------|
| 1. 2001 or earlier | 2. 2002 | 3. 2003 |
| 4. 2004 | 5. 2005 | 6. 2006 |
| 7. 2007 | 8. 2008 | 9. 2009 |
| 10. 2010 | 11. 2011 | |

	Percent Responding		Percentages											Max ME
			1	2	3	4	5	6	7	8	9	10	11	
TOTAL FORCE	0	±1	NR	0°	0°	0°	NR	NR	0°	NR	0°	0°	0°	±0
Total Active Duty	0	±1	NR	0°	0°	0°	NR	NR	0°	NR	0°	0°	0°	
Total Reserve	0	±1	NR	0°	0°	0°	NR	NR	0°	NR	0°	0°	0°	
Total National Guard	NA		NA	NA	NA	NA	NA	NA	NA	NA	NA	NA	NA	
SERVICE/COMPONENT														
Army/ARNG/USAR	NA		NA	NA	NA	NA	NA	NA	NA	NA	NA	NA	NA	
Navy/USNR	NA		NA	NA	NA	NA	NA	NA	NA	NA	NA	NA	NA	
Marine Corps/USMCR	0	±1	NR	0°	0°	0°	NR	NR	0°	NR	0°	0°	0°	±0
Air Force/ANG/USAFR	NA		NA	NA	NA	NA	NA	NA	NA	NA	NA	NA	NA	
Coast Guard	NA		NA	NA	NA	NA	NA	NA	NA	NA	NA	NA	NA	
PAYGRADE														
Enlisted	NA		NA	NA	NA	NA	NA	NA	NA	NA	NA	NA	NA	
3 to 5 Years of Service	NA		NA	NA	NA	NA	NA	NA	NA	NA	NA	NA	NA	
6 to 9 Years of Service	NA		NA	NA	NA	NA	NA	NA	NA	NA	NA	NA	NA	
E1 – E4	NA		NA	NA	NA	NA	NA	NA	NA	NA	NA	NA	NA	
E5 – E9	NA		NA	NA	NA	NA	NA	NA	NA	NA	NA	NA	NA	
Officers	0	±1	NR	0°	0°	0°	NR	NR	0°	NR	0°	0°	0°	±0
W1 – W5	1	±1	NR	0°	0°	0°	NR	NR	0°	NR	0°	0°	0°	±0
O1 – O3	NA		NA	NA	NA	NA	NA	NA	NA	NA	NA	NA	NA	
O4 – O6	NA		NA	NA	NA	NA	NA	NA	NA	NA	NA	NA	NA	
EDUCATION														
No College	NA		NA	NA	NA	NA	NA	NA	NA	NA	NA	NA	NA	
Some College	0	±1	NR	0°	0°	0°	NR	NR	0°	NR	0°	0°	0°	
4-Year Degree	0	±1	NR	0°	0°	0°	NR	NR	0°	NR	0°	0°	0°	
Graduate/Professional Degree	0	±1	NR	0°	0°	0°	NR	NR	0°	NR	0°	0°	0°	
RACE/ETHNICITY														
Non-Hispanic White	0	±1	NR	0°	0°	0°	NR	NR	0°	NR	0°	0°	0°	±0
Total Minority	NA		NA	NA	NA	NA	NA	NA	NA	NA	NA	NA	NA	
Non-Hispanic Black	NA		NA	NA	NA	NA	NA	NA	NA	NA	NA	NA	NA	
Hispanic	NA		NA	NA	NA	NA	NA	NA	NA	NA	NA	NA	NA	
GENDER														
Male	0	±1	NR	0°	0°	0°	NR	NR	0°	NR	0°	0°	0°	±0
Female	NA		NA	NA	NA	NA	NA	NA	NA	NA	NA	NA	NA	
SERVICE/COMPONENT BY PAYGRADE														
Army/ARNG/USAR Enlisted	NA		NA	NA	NA	NA	NA	NA	NA	NA	NA	NA	NA	
Army/ARNG/USAR Officers	NA		NA	NA	NA	NA	NA	NA	NA	NA	NA	NA	NA	
Navy/USNR Enlisted	NA		NA	NA	NA	NA	NA	NA	NA	NA	NA	NA	NA	
Navy/USNR Officers	NA		NA	NA	NA	NA	NA	NA	NA	NA	NA	NA	NA	
Marine Corps/USMCR Enlisted	NA		NA	NA	NA	NA	NA	NA	NA	NA	NA	NA	NA	
Marine Corps/USMCR Officers	2	±2	NR	0°	0°	0°	NR	NR	0°	NR	0°	0°	0°	±0
Air Force/ANG/USAFR Enlisted	NA		NA	NA	NA	NA	NA	NA	NA	NA	NA	NA	NA	
Air Force/ANG/USAFR Officers	NA		NA	NA	NA	NA	NA	NA	NA	NA	NA	NA	NA	
Coast Guard Enlisted	NA		NA	NA	NA	NA	NA	NA	NA	NA	NA	NA	NA	
Coast Guard Officers	NA		NA	NA	NA	NA	NA	NA	NA	NA	NA	NA	NA	

Note. Percent responding are military members who answered the question, who were identified as Marine Corps or U.S. Marine Corps Reserve in the sample frame (June 2011), who were warrant officers (Q1), and who completed PME not listed in Q29 (Q29s).

NR: Not reportable

° Response option never endorsed.

NA: Not applicable

31. Have you completed the following Professional Military Education (PME)? {Subitems a-g}

- a. Air and Space Basic Course (ASBC)
- b. Squadron Officer School (SOS; before July 2011)
- c. Squadron Officer School (SOS; after July 2011)
- d. Air Command and Staff College (ACSC)
- e. Joint Forces Staff College (JFSC)
- f. Industrial College of the Armed Forces (ICAF)
- g. Air War College (AWC)

	Percent Responding		Percentages							Max ME
			a	b	c	d	e	f	g	
TOTAL FORCE	4	±1	41	67	4	43	4	1	15	±4
Total Active Duty	5	±1	51	66	4	40	5	1	12	±5
Total Reserve	3	±1	24	79	9	61	5	NR	24	±15
Total National Guard	4	±1	15	61	4	41	NR	NR	20	±13
SERVICE/COMPONENT										
Army/ARNG/USAR	NA		NA	NA	NA	NA	NA	NA	NA	
Navy/USNR	NA		NA	NA	NA	NA	NA	NA	NA	
Marine Corps/USMCR	NA		NA	NA	NA	NA	NA	NA	NA	
Air Force/ANG/USAFR	19	±1	41	67	4	43	4	1	15	±4
Coast Guard	NA		NA	NA	NA	NA	NA	NA	NA	
PAYGRADE										
Enlisted	NA		NA	NA	NA	NA	NA	NA	NA	
3 to 5 Years of Service	NA		NA	NA	NA	NA	NA	NA	NA	
6 to 9 Years of Service	NA		NA	NA	NA	NA	NA	NA	NA	
E1 – E4	NA		NA	NA	NA	NA	NA	NA	NA	
E5 – E9	NA		NA	NA	NA	NA	NA	NA	NA	
Officers	24	±1	41	67	4	43	4	1	15	±4
W1 – W5	NA		NA	NA	NA	NA	NA	NA	NA	
O1 – O3	23	±2	70	39	5	0	0	0	0	±7
O4 – O6	31	±2	14	93	4	83	7	2	29	±7
EDUCATION										
No College	NA		NA	NA	NA	NA	NA	NA	NA	
Some College	NA		NA	NA	NA	NA	NA	NA	NA	
4-Year Degree	9	±2	54	45	6	22	0	1	8	±8
Graduate/Professional Degree	22	±3	32	82	3	58	7	1	20	±6
RACE/ETHNICITY										
Non-Hispanic White	5	±1	41	68	5	44	4	1	16	±5
Total Minority	2	±1	41	64	2	38	3	1	10	±10
Non-Hispanic Black	2	±1	34	NR	NR	NR	NR	NR	NR	±18
Hispanic	1	±1	NR	NR	NR	NR	NR	NR	NR	
GENDER										
Male	4	±1	42	67	5	44	5	1	17	±5
Female	5	±1	38	69	3	40	1	NR	9	±11
SERVICE/COMPONENT BY PAYGRADE										
Army/ARNG/USAR Enlisted	NA		NA	NA	NA	NA	NA	NA	NA	
Army/ARNG/USAR Officers	NA		NA	NA	NA	NA	NA	NA	NA	
Navy/USNR Enlisted	NA		NA	NA	NA	NA	NA	NA	NA	
Navy/USNR Officers	NA		NA	NA	NA	NA	NA	NA	NA	
Marine Corps/USMCR Enlisted	NA		NA	NA	NA	NA	NA	NA	NA	
Marine Corps/USMCR Officers	NA		NA	NA	NA	NA	NA	NA	NA	
Air Force/ANG/USAFR Enlisted	NA		NA	NA	NA	NA	NA	NA	NA	
Air Force/ANG/USAFR Officers	100	±0	41	67	4	43	4	1	15	±4
Coast Guard Enlisted	NA		NA	NA	NA	NA	NA	NA	NA	
Coast Guard Officers	NA		NA	NA	NA	NA	NA	NA	NA	

Note: Percent responding are military members who answered the question; who were identified as Air Force, U.S. Air Force Reserve, or Air National Guard in the sample frame (June 2011); and who were commissioned officers (Q1).

NR: Not reportable

NA: Not applicable

31. Have you completed the following Professional Military Education (PME)? {Subitems h-n}

- h. Naval Postgraduate School (NPS) i. National War College (NWC) j. Sister School Command and Staff College (Army, Marine Corps, Naval)
- k. School of Advanced Air and Space Studies (SAASS) l. Sister School Advanced Intermediate Program (Advanced Studies Military Program at SAMS/School of Advanced Warfighting/Maritime Advanced Warfighting School; previously NOPC)
- m. Sister School War College (Army, Marine Corps, Naval)
- n. Other

	Percent Responding		Percentages						Max ME	
			h	i	j	k	l	m		n
TOTAL FORCE	4	±1	1	1	2	0	0	1	11	±4
Total Active Duty	5	±1	1	1	3	1	0	1	11	±4
Total Reserve	3	±1	NR	NR	NR	NR	NR	NR	9	±14
Total National Guard	4	±1	NR	NR	NR	NR	NR	NR	12	±12
SERVICE/COMPONENT										
Army/ARNG/USAR	NA		NA	NA	NA	NA	NA	NA	NA	
Navy/USNR	NA		NA	NA	NA	NA	NA	NA	NA	
Marine Corps/USMCR	NA		NA	NA	NA	NA	NA	NA	NA	
Air Force/ANG/USAFR	19	±1	1	1	2	0	0	1	11	±4
Coast Guard	NA		NA	NA	NA	NA	NA	NA	NA	
PAYGRADE										
Enlisted	NA		NA	NA	NA	NA	NA	NA	NA	
3 to 5 Years of Service	NA		NA	NA	NA	NA	NA	NA	NA	
6 to 9 Years of Service	NA		NA	NA	NA	NA	NA	NA	NA	
E1 – E4	NA		NA	NA	NA	NA	NA	NA	NA	
E5 – E9	NA		NA	NA	NA	NA	NA	NA	NA	
Officers	24	±1	1	1	2	0	0	1	11	±4
W1 – W5	NA		NA	NA	NA	NA	NA	NA	NA	
O1 – O3	23	±2	0	0	0	0	0	0	6	±5
O4 – O6	31	±2	1	1	4	1	0	2	15	±6
EDUCATION										
No College	NA		NA	NA	NA	NA	NA	NA	NA	
Some College	NA		NA	NA	NA	NA	NA	NA	NA	
4-Year Degree	9	±2	0	0	0	0	0	0	9	±6
Graduate/Professional Degree	22	±3	1	1	4	1	0	1	12	±5
RACE/ETHNICITY										
Non-Hispanic White	5	±1	0	1	3	1	0	1	11	±4
Total Minority	2	±1	2	NR	NR	NR	NR	1	10	±9
Non-Hispanic Black	2	±1	NR	NR	NR	NR	NR	NR	NR	
Hispanic	1	±1	NR	NR	NR	NR	NR	NR	NR	
GENDER										
Male	4	±1	0	1	3	1	0	1	11	±4
Female	5	±1	1	NR	NR	NR	NR	NR	8	±9
SERVICE/COMPONENT BY PAYGRADE										
Army/ARNG/USAR Enlisted	NA		NA	NA	NA	NA	NA	NA	NA	
Army/ARNG/USAR Officers	NA		NA	NA	NA	NA	NA	NA	NA	
Navy/USNR Enlisted	NA		NA	NA	NA	NA	NA	NA	NA	
Navy/USNR Officers	NA		NA	NA	NA	NA	NA	NA	NA	
Marine Corps/USMCR Enlisted	NA		NA	NA	NA	NA	NA	NA	NA	
Marine Corps/USMCR Officers	NA		NA	NA	NA	NA	NA	NA	NA	
Air Force/ANG/USAFR Enlisted	NA		NA	NA	NA	NA	NA	NA	NA	
Air Force/ANG/USAFR Officers	100	±0	1	1	2	0	0	1	11	±4
Coast Guard Enlisted	NA		NA	NA	NA	NA	NA	NA	NA	
Coast Guard Officers	NA		NA	NA	NA	NA	NA	NA	NA	

Note. Percent responding are military members who answered the question; who were identified as Air Force, U.S. Air Force Reserve, or Air National Guard in the sample frame (June 2011); and who were commissioned officers (Q1).

NR: Not reportable

NA: Not applicable

32. What year did you complete the following Professional Military Education (PME)?

a. Air and Space Basic Course (ASBC)

- | | | |
|--------------------|----------|---------|
| 1. 2001 or earlier | 2. 2002 | 3. 2003 |
| 4. 2004 | 5. 2005 | 6. 2006 |
| 7. 2007 | 8. 2008 | 9. 2009 |
| 10. 2010 | 11. 2011 | |

	Percent Responding		Percentages											Max ME
			1	2	3	4	5	6	7	8	9	10	11	
TOTAL FORCE	2	±1	14	7	10	11	7	9	9	7	9	10	6	±6
Total Active Duty	2	±1	10	7	9	11	7	10	11	8	10	12	6	±7
Total Reserve	1	±1	NR	NR	NR	NR	NR	NR	NR	NR	NR	NR	NR	
Total National Guard	1	±1	NR	NR	NR	NR	NR	NR	NR	NR	NR	NR	NR	
SERVICE/COMPONENT														
Army/ARNG/USAR	NA		NA	NA	NA	NA	NA	NA	NA	NA	NA	NA	NA	
Navy/USNR	NA		NA	NA	NA	NA	NA	NA	NA	NA	NA	NA	NA	
Marine Corps/USMCR	NA		NA	NA	NA	NA	NA	NA	NA	NA	NA	NA	NA	
Air Force/ANG/USAFR	8	±1	14	7	10	11	7	9	9	7	9	10	6	±6
Coast Guard	NA		NA	NA	NA	NA	NA	NA	NA	NA	NA	NA	NA	
PAYGRADE														
Enlisted	NA		NA	NA	NA	NA	NA	NA	NA	NA	NA	NA	NA	
3 to 5 Years of Service	NA		NA	NA	NA	NA	NA	NA	NA	NA	NA	NA	NA	
6 to 9 Years of Service	NA		NA	NA	NA	NA	NA	NA	NA	NA	NA	NA	NA	
E1 – E4	NA		NA	NA	NA	NA	NA	NA	NA	NA	NA	NA	NA	
E5 – E9	NA		NA	NA	NA	NA	NA	NA	NA	NA	NA	NA	NA	
Officers	10	±1	14	7	10	11	7	9	9	7	9	10	6	±6
W1 – W5	NA		NA	NA	NA	NA	NA	NA	NA	NA	NA	NA	NA	
O1 – O3	16	±2	0	6	11	14	9	10	11	9	11	13	7	±7
O4 – O6	4	±2	77	14	4	NR	NR	NR	NR	NR	NR	NR	NR	±17
EDUCATION														
No College	NA		NA	NA	NA	NA	NA	NA	NA	NA	NA	NA	NA	
Some College	NA		NA	NA	NA	NA	NA	NA	NA	NA	NA	NA	NA	
4-Year Degree	5	±1	4	4	10	11	5	8	9	11	15	14	9	±9
Graduate/Professional Degree	7	±2	25	11	11	11	10	10	11	3	1	6	NR	±11
RACE/ETHNICITY														
Non-Hispanic White	2	±1	16	7	9	10	8	7	10	7	8	11	7	±7
Total Minority	1	±1	NR	8	16	16	5	16	8	NR	10	9	NR	±15
Non-Hispanic Black	1	±1	NR	NR	NR	NR	NR	NR	NR	NR	NR	NR	NR	
Hispanic	0	±1	NR	NR	NR	NR	NR	NR	NR	NR	NR	NR	NR	
GENDER														
Male	2	±1	12	8	10	12	7	9	10	6	8	13	6	±7
Female	2	±1	NR	NR	NR	NR	NR	8	NR	12	11	NR	NR	±17
SERVICE/COMPONENT BY PAYGRADE														
Army/ARNG/USAR Enlisted	NA		NA	NA	NA	NA	NA	NA	NA	NA	NA	NA	NA	
Army/ARNG/USAR Officers	NA		NA	NA	NA	NA	NA	NA	NA	NA	NA	NA	NA	
Navy/USNR Enlisted	NA		NA	NA	NA	NA	NA	NA	NA	NA	NA	NA	NA	
Navy/USNR Officers	NA		NA	NA	NA	NA	NA	NA	NA	NA	NA	NA	NA	
Marine Corps/USMCR Enlisted	NA		NA	NA	NA	NA	NA	NA	NA	NA	NA	NA	NA	
Marine Corps/USMCR Officers	NA		NA	NA	NA	NA	NA	NA	NA	NA	NA	NA	NA	
Air Force/ANG/USAFR Enlisted	NA		NA	NA	NA	NA	NA	NA	NA	NA	NA	NA	NA	
Air Force/ANG/USAFR Officers	41	±4	14	7	10	11	7	9	9	7	9	10	6	±6
Coast Guard Enlisted	NA		NA	NA	NA	NA	NA	NA	NA	NA	NA	NA	NA	
Coast Guard Officers	NA		NA	NA	NA	NA	NA	NA	NA	NA	NA	NA	NA	

Note. Percent responding are military members who answered the question; who were identified as Air Force, U.S. Air Force Reserve, or Air National Guard in the sample frame (June 2011); who were commissioned officers (Q1); and who completed ASBC (Q31a).

NR: Not reportable

NA: Not applicable

32. What year did you complete the following Professional Military Education (PME)?**b. Squadron Officer School (SOS; before July 2011)**

- | | | |
|--------------------|----------|---------|
| 1. 2001 or earlier | 2. 2002 | 3. 2003 |
| 4. 2004 | 5. 2005 | 6. 2006 |
| 7. 2007 | 8. 2008 | 9. 2009 |
| 10. 2010 | 11. 2011 | |

	Percent Responding		Percentages											Max ME
			1	2	3	4	5	6	7	8	9	10	11	
TOTAL FORCE	3	±1	41	3	5	6	6	6	7	6	6	7	9	±6
Total Active Duty	3	±1	34	4	5	6	5	3	10	7	6	8	11	±6
Total Reserve	2	±1	65	NR	NR	NR	10	NR	NR	NR	NR	NR	NR	±17
Total National Guard	2	±1	NR	NR	NR	NR	NR	NR	NR	NR	NR	NR	NR	
SERVICE/COMPONENT														
Army/ARNG/USAR	NA		NA	NA	NA	NA	NA	NA	NA	NA	NA	NA	NA	
Navy/USNR	NA		NA	NA	NA	NA	NA	NA	NA	NA	NA	NA	NA	
Marine Corps/USMCR	NA		NA	NA	NA	NA	NA	NA	NA	NA	NA	NA	NA	
Air Force/ANG/USAFR	13	±1	41	3	5	6	6	6	7	6	6	7	9	±6
Coast Guard	NA		NA	NA	NA	NA	NA	NA	NA	NA	NA	NA	NA	
PAYGRADE														
Enlisted	NA		NA	NA	NA	NA	NA	NA	NA	NA	NA	NA	NA	
3 to 5 Years of Service	NA		NA	NA	NA	NA	NA	NA	NA	NA	NA	NA	NA	
6 to 9 Years of Service	NA		NA	NA	NA	NA	NA	NA	NA	NA	NA	NA	NA	
E1 – E4	NA		NA	NA	NA	NA	NA	NA	NA	NA	NA	NA	NA	
E5 – E9	NA		NA	NA	NA	NA	NA	NA	NA	NA	NA	NA	NA	
Officers	16	±2	41	3	5	6	6	6	7	6	6	7	9	±6
W1 – W5	NA		NA	NA	NA	NA	NA	NA	NA	NA	NA	NA	NA	
O1 – O3	9	±2	NR	NR	NR	NR	NR	3	11	19	15	21	32	±12
O4 – O6	29	±2	57	4	6	8	8	7	6	1	2	1	0	±8
EDUCATION														
No College	NA		NA	NA	NA	NA	NA	NA	NA	NA	NA	NA	NA	
Some College	NA		NA	NA	NA	NA	NA	NA	NA	NA	NA	NA	NA	
4-Year Degree	4	±1	32	NR	4	5	3	9	4	6	9	12	16	±12
Graduate/Professional Degree	18	±3	44	4	5	6	7	5	9	6	4	5	6	±7
RACE/ETHNICITY														
Non-Hispanic White	4	±1	41	3	5	6	5	7	7	6	5	6	9	±7
Total Minority	1	±1	39	3	4	5	7	1	8	6	7	11	9	±13
Non-Hispanic Black	1	±1	NR	NR	NR	NR	NR	NR	NR	NR	NR	NR	NR	
Hispanic	1	±1	NR	NR	NR	NR	NR	NR	NR	NR	NR	NR	NR	
GENDER														
Male	3	±1	43	3	3	5	4	7	8	5	6	7	9	±7
Female	3	±1	34	NR	9	8	11	NR	6	9	4	7	6	±14
SERVICE/COMPONENT BY PAYGRADE														
Army/ARNG/USAR Enlisted	NA		NA	NA	NA	NA	NA	NA	NA	NA	NA	NA	NA	
Army/ARNG/USAR Officers	NA		NA	NA	NA	NA	NA	NA	NA	NA	NA	NA	NA	
Navy/USNR Enlisted	NA		NA	NA	NA	NA	NA	NA	NA	NA	NA	NA	NA	
Navy/USNR Officers	NA		NA	NA	NA	NA	NA	NA	NA	NA	NA	NA	NA	
Marine Corps/USMCR Enlisted	NA		NA	NA	NA	NA	NA	NA	NA	NA	NA	NA	NA	
Marine Corps/USMCR Officers	NA		NA	NA	NA	NA	NA	NA	NA	NA	NA	NA	NA	
Air Force/ANG/USAFR Enlisted	NA		NA	NA	NA	NA	NA	NA	NA	NA	NA	NA	NA	
Air Force/ANG/USAFR Officers	67	±4	41	3	5	6	6	6	7	6	6	7	9	±6
Coast Guard Enlisted	NA		NA	NA	NA	NA	NA	NA	NA	NA	NA	NA	NA	
Coast Guard Officers	NA		NA	NA	NA	NA	NA	NA	NA	NA	NA	NA	NA	

Note. Percent responding are military members who answered the question; who were identified as Air Force, U.S. Air Force Reserve, or Air National Guard in the sample frame (June 2011); who were commissioned officers (Q1); and who completed SOS before July 2011 (Q31b).

NR: Not reportable

NA: Not applicable

32. What year did you complete the following Professional Military Education (PME)?

c. Squadron Officer School (SOS; after July 2011)

- | | | |
|--------------------|----------|---------|
| 1. 2001 or earlier | 2. 2002 | 3. 2003 |
| 4. 2004 | 5. 2005 | 6. 2006 |
| 7. 2007 | 8. 2008 | 9. 2009 |
| 10. 2010 | 11. 2011 | |

	Percent Responding		Percentages											Max ME	
			1	2	3	4	5	6	7	8	9	10	11		
TOTAL FORCE	0	±1	0°	0°	0°	0°	0°	0°	0°	0°	0°	0°	0°	NR	±0
Total Active Duty	0	±1	0°	0°	0°	0°	0°	0°	0°	0°	0°	0°	0°	NR	±0
Total Reserve	0	±1	0°	0°	0°	0°	0°	0°	0°	0°	0°	0°	0°	NR	
Total National Guard	NA		NA	NA	NA	NA	NA	NA	NA	NA	NA	NA	NA	NA	
SERVICE/COMPONENT															
Army/ARNG/USAR	NA		NA	NA	NA	NA	NA	NA	NA	NA	NA	NA	NA	NA	
Navy/USNR	NA		NA	NA	NA	NA	NA	NA	NA	NA	NA	NA	NA	NA	
Marine Corps/USMCR	NA		NA	NA	NA	NA	NA	NA	NA	NA	NA	NA	NA	NA	
Air Force/ANG/USAFR	0	±1	0°	0°	0°	0°	0°	0°	0°	0°	0°	0°	0°	NR	±0
Coast Guard	NA		NA	NA	NA	NA	NA	NA	NA	NA	NA	NA	NA	NA	
PAYGRADE															
Enlisted	NA		NA	NA	NA	NA	NA	NA	NA	NA	NA	NA	NA	NA	
3 to 5 Years of Service	NA		NA	NA	NA	NA	NA	NA	NA	NA	NA	NA	NA	NA	
6 to 9 Years of Service	NA		NA	NA	NA	NA	NA	NA	NA	NA	NA	NA	NA	NA	
E1 – E4	NA		NA	NA	NA	NA	NA	NA	NA	NA	NA	NA	NA	NA	
E5 – E9	NA		NA	NA	NA	NA	NA	NA	NA	NA	NA	NA	NA	NA	
Officers	1	±1	0°	0°	0°	0°	0°	0°	0°	0°	0°	0°	0°	NR	±0
W1 – W5	NA		NA	NA	NA	NA	NA	NA	NA	NA	NA	NA	NA	NA	
O1 – O3	1	±1	0°	0°	0°	0°	0°	0°	0°	0°	0°	0°	0°	NR	±0
O4 – O6	NA		NA	NA	NA	NA	NA	NA	NA	NA	NA	NA	NA	NA	
EDUCATION															
No College	NA		NA	NA	NA	NA	NA	NA	NA	NA	NA	NA	NA	NA	
Some College	NA		NA	NA	NA	NA	NA	NA	NA	NA	NA	NA	NA	NA	
4-Year Degree	0	±1	0°	0°	0°	0°	0°	0°	0°	0°	0°	0°	0°	NR	±0
Graduate/Professional Degree	0	±1	0°	0°	0°	0°	0°	0°	0°	0°	0°	0°	0°	NR	±0
RACE/ETHNICITY															
Non-Hispanic White	0	±1	0°	0°	0°	0°	0°	0°	0°	0°	0°	0°	0°	NR	±0
Total Minority	0	±1	0°	0°	0°	0°	0°	0°	0°	0°	0°	0°	0°	NR	
Non-Hispanic Black	NA		NA	NA	NA	NA	NA	NA	NA	NA	NA	NA	NA	NA	
Hispanic	0	±1	0°	0°	0°	0°	0°	0°	0°	0°	0°	0°	0°	NR	
GENDER															
Male	0	±1	0°	0°	0°	0°	0°	0°	0°	0°	0°	0°	0°	NR	±0
Female	0	±1	0°	0°	0°	0°	0°	0°	0°	0°	0°	0°	0°	NR	
SERVICE/COMPONENT BY PAYGRADE															
Army/ARNG/USAR Enlisted	NA		NA	NA	NA	NA	NA	NA	NA	NA	NA	NA	NA	NA	
Army/ARNG/USAR Officers	NA		NA	NA	NA	NA	NA	NA	NA	NA	NA	NA	NA	NA	
Navy/USNR Enlisted	NA		NA	NA	NA	NA	NA	NA	NA	NA	NA	NA	NA	NA	
Navy/USNR Officers	NA		NA	NA	NA	NA	NA	NA	NA	NA	NA	NA	NA	NA	
Marine Corps/USMCR Enlisted	NA		NA	NA	NA	NA	NA	NA	NA	NA	NA	NA	NA	NA	
Marine Corps/USMCR Officers	NA		NA	NA	NA	NA	NA	NA	NA	NA	NA	NA	NA	NA	
Air Force/ANG/USAFR Enlisted	NA		NA	NA	NA	NA	NA	NA	NA	NA	NA	NA	NA	NA	
Air Force/ANG/USAFR Officers	2	±2	0°	0°	0°	0°	0°	0°	0°	0°	0°	0°	0°	NR	±0
Coast Guard Enlisted	NA		NA	NA	NA	NA	NA	NA	NA	NA	NA	NA	NA	NA	
Coast Guard Officers	NA		NA	NA	NA	NA	NA	NA	NA	NA	NA	NA	NA	NA	

Note. Percent responding are military members who answered the question; who were identified as Air Force, U.S. Air Force Reserve, or Air National Guard in the sample frame (June 2011); who were commissioned officers (Q1); and who completed SOS after July 2011 (Q31c).

NR: Not reportable

° Response option never endorsed.

NA: Not applicable

32. What year did you complete the following Professional Military Education (PME)?**d. Air Command and Staff College (ACSC)**

- | | | |
|--------------------|----------|---------|
| 1. 2001 or earlier | 2. 2002 | 3. 2003 |
| 4. 2004 | 5. 2005 | 6. 2006 |
| 7. 2007 | 8. 2008 | 9. 2009 |
| 10. 2010 | 11. 2011 | |

	Percent Responding		Percentages											Max ME
			1	2	3	4	5	6	7	8	9	10	11	
TOTAL FORCE	2	±1	17	4	5	11	12	4	11	7	8	10	10	±7
Total Active Duty	2	±1	13	4	5	10	12	4	15	9	10	7	11	±8
Total Reserve	2	±1	NR	NR	4	NR	NR	NR	4	NR	NR	NR	NR	±11
Total National Guard	2	±1	NR	NR	NR	NR	NR	NR	NR	NR	NR	NR	NR	
SERVICE/COMPONENT														
Army/ARNG/USAR	NA		NA	NA	NA	NA	NA	NA	NA	NA	NA	NA	NA	
Navy/USNR	NA		NA	NA	NA	NA	NA	NA	NA	NA	NA	NA	NA	
Marine Corps/USMCR	NA		NA	NA	NA	NA	NA	NA	NA	NA	NA	NA	NA	
Air Force/ANG/USAFR	8	±1	17	4	5	11	12	4	11	7	8	10	10	±7
Coast Guard	NA		NA	NA	NA	NA	NA	NA	NA	NA	NA	NA	NA	
PAYGRADE														
Enlisted	NA		NA	NA	NA	NA	NA	NA	NA	NA	NA	NA	NA	
3 to 5 Years of Service	NA		NA	NA	NA	NA	NA	NA	NA	NA	NA	NA	NA	
6 to 9 Years of Service	NA		NA	NA	NA	NA	NA	NA	NA	NA	NA	NA	NA	
E1 – E4	NA		NA	NA	NA	NA	NA	NA	NA	NA	NA	NA	NA	
E5 – E9	NA		NA	NA	NA	NA	NA	NA	NA	NA	NA	NA	NA	
Officers	11	±1	17	4	5	11	12	4	11	7	8	10	10	±7
W1 – W5	NA		NA	NA	NA	NA	NA	NA	NA	NA	NA	NA	NA	
O1 – O3	NA		NA	NA	NA	NA	NA	NA	NA	NA	NA	NA	NA	
O4 – O6	26	±2	17	4	5	11	12	4	11	7	8	10	10	±7
EDUCATION														
No College	NA		NA	NA	NA	NA	NA	NA	NA	NA	NA	NA	NA	
Some College	NA		NA	NA	NA	NA	NA	NA	NA	NA	NA	NA	NA	
4-Year Degree	2	±1	NR	NR	NR	NR	NR	NR	NR	NR	NR	NR	17	±17
Graduate/Professional Degree	13	±2	14	5	5	11	13	4	12	8	9	8	9	±7
RACE/ETHNICITY														
Non-Hispanic White	2	±1	16	5	4	13	13	3	11	7	8	10	10	±8
Total Minority	1	±1	19	NR	9	NR	NR	NR	11	NR	7	13	10	±17
Non-Hispanic Black	1	±1	NR	NR	NR	NR	NR	NR	NR	NR	NR	NR	NR	
Hispanic	1	±1	NR	NR	NR	NR	NR	NR	NR	NR	NR	NR	NR	
GENDER														
Male	2	±1	19	4	6	12	10	4	12	6	8	10	9	±8
Female	2	±1	NR	NR	NR	NR	NR	NR	8	NR	9	NR	NR	±14
SERVICE/COMPONENT BY PAYGRADE														
Army/ARNG/USAR Enlisted	NA		NA	NA	NA	NA	NA	NA	NA	NA	NA	NA	NA	
Army/ARNG/USAR Officers	NA		NA	NA	NA	NA	NA	NA	NA	NA	NA	NA	NA	
Navy/USNR Enlisted	NA		NA	NA	NA	NA	NA	NA	NA	NA	NA	NA	NA	
Navy/USNR Officers	NA		NA	NA	NA	NA	NA	NA	NA	NA	NA	NA	NA	
Marine Corps/USMCR Enlisted	NA		NA	NA	NA	NA	NA	NA	NA	NA	NA	NA	NA	
Marine Corps/USMCR Officers	NA		NA	NA	NA	NA	NA	NA	NA	NA	NA	NA	NA	
Air Force/ANG/USAFR Enlisted	NA		NA	NA	NA	NA	NA	NA	NA	NA	NA	NA	NA	
Air Force/ANG/USAFR Officers	43	±3	17	4	5	11	12	4	11	7	8	10	10	±7
Coast Guard Enlisted	NA		NA	NA	NA	NA	NA	NA	NA	NA	NA	NA	NA	
Coast Guard Officers	NA		NA	NA	NA	NA	NA	NA	NA	NA	NA	NA	NA	

Note. Percent responding are military members who answered the question; who were identified as Air Force, U.S. Air Force Reserve, or Air National Guard in the sample frame (June 2011); who were commissioned officers (Q1); and who completed ACSC (Q31d).

NR: Not reportable

NA: Not applicable

32. What year did you complete the following Professional Military Education (PME)?

e. Joint Forces Staff College (JFSC)

- | | | |
|--------------------|----------|---------|
| 1. 2001 or earlier | 2. 2002 | 3. 2003 |
| 4. 2004 | 5. 2005 | 6. 2006 |
| 7. 2007 | 8. 2008 | 9. 2009 |
| 10. 2010 | 11. 2011 | |

	Percent Responding		Percentages											Max ME	
			1	2	3	4	5	6	7	8	9	10	11		
TOTAL FORCE	0	±1	0°	0°	NR	NR	NR	NR	NR	NR	NR	NR	NR	NR	±0
Total Active Duty	0	±1	0°	0°	NR	NR	NR	NR	NR	NR	NR	NR	NR	NR	±0
Total Reserve	0	±1	0°	0°	NR	NR	NR	NR	NR	NR	NR	NR	NR	NR	
Total National Guard	NA		NA	NA	NA	NA	NA	NA	NA	NA	NA	NA	NA	NA	
SERVICE/COMPONENT															
Army/ARNG/USAR	NA		NA	NA	NA	NA	NA	NA	NA	NA	NA	NA	NA	NA	
Navy/USNR	NA		NA	NA	NA	NA	NA	NA	NA	NA	NA	NA	NA	NA	
Marine Corps/USMCR	NA		NA	NA	NA	NA	NA	NA	NA	NA	NA	NA	NA	NA	
Air Force/ANG/USAFR	1	±1	0°	0°	NR	NR	NR	NR	NR	NR	NR	NR	NR	NR	±0
Coast Guard	NA		NA	NA	NA	NA	NA	NA	NA	NA	NA	NA	NA	NA	
PAYGRADE															
Enlisted	NA		NA	NA	NA	NA	NA	NA	NA	NA	NA	NA	NA	NA	
3 to 5 Years of Service	NA		NA	NA	NA	NA	NA	NA	NA	NA	NA	NA	NA	NA	
6 to 9 Years of Service	NA		NA	NA	NA	NA	NA	NA	NA	NA	NA	NA	NA	NA	
E1 – E4	NA		NA	NA	NA	NA	NA	NA	NA	NA	NA	NA	NA	NA	
E5 – E9	NA		NA	NA	NA	NA	NA	NA	NA	NA	NA	NA	NA	NA	
Officers	1	±1	0°	0°	NR	NR	NR	NR	NR	NR	NR	NR	NR	NR	±0
W1 – W5	NA		NA	NA	NA	NA	NA	NA	NA	NA	NA	NA	NA	NA	
O1 – O3	NA		NA	NA	NA	NA	NA	NA	NA	NA	NA	NA	NA	NA	
O4 – O6	2	±2	0°	0°	NR	NR	NR	NR	NR	NR	NR	NR	NR	NR	±0
EDUCATION															
No College	NA		NA	NA	NA	NA	NA	NA	NA	NA	NA	NA	NA	NA	
Some College	NA		NA	NA	NA	NA	NA	NA	NA	NA	NA	NA	NA	NA	
4-Year Degree	NA		NA	NA	NA	NA	NA	NA	NA	NA	NA	NA	NA	NA	
Graduate/Professional Degree	1	±1	0°	0°	NR	NR	NR	NR	NR	NR	NR	NR	NR	NR	±0
RACE/ETHNICITY															
Non-Hispanic White	0	±1	0°	0°	NR	NR	NR	NR	NR	NR	NR	NR	NR	NR	±0
Total Minority	0	±1	0°	0°	NR	NR	NR	NR	NR	NR	NR	NR	NR	NR	
Non-Hispanic Black	0	±1	0°	0°	NR	NR	NR	NR	NR	NR	NR	NR	NR	NR	
Hispanic	0	±1	0°	0°	NR	NR	NR	NR	NR	NR	NR	NR	NR	NR	
GENDER															
Male	0	±1	0°	0°	NR	NR	NR	NR	NR	NR	NR	NR	NR	NR	±0
Female	0	±1	0°	0°	NR	NR	NR	NR	NR	NR	NR	NR	NR	NR	
SERVICE/COMPONENT BY PAYGRADE															
Army/ARNG/USAR Enlisted	NA		NA	NA	NA	NA	NA	NA	NA	NA	NA	NA	NA	NA	
Army/ARNG/USAR Officers	NA		NA	NA	NA	NA	NA	NA	NA	NA	NA	NA	NA	NA	
Navy/USNR Enlisted	NA		NA	NA	NA	NA	NA	NA	NA	NA	NA	NA	NA	NA	
Navy/USNR Officers	NA		NA	NA	NA	NA	NA	NA	NA	NA	NA	NA	NA	NA	
Marine Corps/USMCR Enlisted	NA		NA	NA	NA	NA	NA	NA	NA	NA	NA	NA	NA	NA	
Marine Corps/USMCR Officers	NA		NA	NA	NA	NA	NA	NA	NA	NA	NA	NA	NA	NA	
Air Force/ANG/USAFR Enlisted	NA		NA	NA	NA	NA	NA	NA	NA	NA	NA	NA	NA	NA	
Air Force/ANG/USAFR Officers	4	±2	0°	0°	NR	NR	NR	NR	NR	NR	NR	NR	NR	NR	±0
Coast Guard Enlisted	NA		NA	NA	NA	NA	NA	NA	NA	NA	NA	NA	NA	NA	
Coast Guard Officers	NA		NA	NA	NA	NA	NA	NA	NA	NA	NA	NA	NA	NA	

Note. Percent responding are military members who answered the question; who were identified as Air Force, U.S. Air Force Reserve, or Air National Guard in the sample frame (June 2011); who were commissioned officers (Q1); and who completed JFSC (Q31e).

NR: Not reportable

° Response option never endorsed.

NA: Not applicable

32. What year did you complete the following Professional Military Education (PME)?

f. Industrial College of the Armed Forces (ICAF)

- | | | |
|--------------------|----------|---------|
| 1. 2001 or earlier | 2. 2002 | 3. 2003 |
| 4. 2004 | 5. 2005 | 6. 2006 |
| 7. 2007 | 8. 2008 | 9. 2009 |
| 10. 2010 | 11. 2011 | |

	Percent Responding		Percentages											Max ME
			1	2	3	4	5	6	7	8	9	10	11	
TOTAL FORCE	0	±1	0°	0°	0°	0°	NR	0°	0°	0°	0°	0°	NR	
Total Active Duty	0	±1	0°	0°	0°	0°	NR	0°	0°	0°	0°	0°	NR	
Total Reserve	NA		NA	NA	NA	NA	NA	NA	NA	NA	NA	NA	NA	
Total National Guard	NA		NA	NA	NA	NA	NA	NA	NA	NA	NA	NA	NA	
SERVICE/COMPONENT														
Army/ARNG/USAR	NA		NA	NA	NA	NA	NA	NA	NA	NA	NA	NA	NA	
Navy/USNR	NA		NA	NA	NA	NA	NA	NA	NA	NA	NA	NA	NA	
Marine Corps/USMCR	NA		NA	NA	NA	NA	NA	NA	NA	NA	NA	NA	NA	
Air Force/ANG/USAFR	0	±1	0°	0°	0°	0°	NR	0°	0°	0°	0°	0°	NR	
Coast Guard	NA		NA	NA	NA	NA	NA	NA	NA	NA	NA	NA	NA	
PAYGRADE														
Enlisted	NA		NA	NA	NA	NA	NA	NA	NA	NA	NA	NA	NA	
3 to 5 Years of Service	NA		NA	NA	NA	NA	NA	NA	NA	NA	NA	NA	NA	
6 to 9 Years of Service	NA		NA	NA	NA	NA	NA	NA	NA	NA	NA	NA	NA	
E1 – E4	NA		NA	NA	NA	NA	NA	NA	NA	NA	NA	NA	NA	
E5 – E9	NA		NA	NA	NA	NA	NA	NA	NA	NA	NA	NA	NA	
Officers	0	±1	0°	0°	0°	0°	NR	0°	0°	0°	0°	0°	NR	
W1 – W5	NA		NA	NA	NA	NA	NA	NA	NA	NA	NA	NA	NA	
O1 – O3	NA		NA	NA	NA	NA	NA	NA	NA	NA	NA	NA	NA	
O4 – O6	0	±1	0°	0°	0°	0°	NR	0°	0°	0°	0°	0°	NR	
EDUCATION														
No College	NA		NA	NA	NA	NA	NA	NA	NA	NA	NA	NA	NA	
Some College	NA		NA	NA	NA	NA	NA	NA	NA	NA	NA	NA	NA	
4-Year Degree	NA		NA	NA	NA	NA	NA	NA	NA	NA	NA	NA	NA	
Graduate/Professional Degree	0	±1	0°	0°	0°	0°	NR	0°	0°	0°	0°	0°	NR	
RACE/ETHNICITY														
Non-Hispanic White	0	±1	0°	0°	0°	0°	NR	0°	0°	0°	0°	0°	NR	
Total Minority	0	±1	0°	0°	0°	0°	NR	0°	0°	0°	0°	0°	NR	
Non-Hispanic Black	NA		NA	NA	NA	NA	NA	NA	NA	NA	NA	NA	NA	
Hispanic	0	±1	0°	0°	0°	0°	NR	0°	0°	0°	0°	0°	NR	
GENDER														
Male	0	±1	0°	0°	0°	0°	NR	0°	0°	0°	0°	0°	NR	
Female	NA		NA	NA	NA	NA	NA	NA	NA	NA	NA	NA	NA	
SERVICE/COMPONENT BY PAYGRADE														
Army/ARNG/USAR Enlisted	NA		NA	NA	NA	NA	NA	NA	NA	NA	NA	NA	NA	
Army/ARNG/USAR Officers	NA		NA	NA	NA	NA	NA	NA	NA	NA	NA	NA	NA	
Navy/USNR Enlisted	NA		NA	NA	NA	NA	NA	NA	NA	NA	NA	NA	NA	
Navy/USNR Officers	NA		NA	NA	NA	NA	NA	NA	NA	NA	NA	NA	NA	
Marine Corps/USMCR Enlisted	NA		NA	NA	NA	NA	NA	NA	NA	NA	NA	NA	NA	
Marine Corps/USMCR Officers	NA		NA	NA	NA	NA	NA	NA	NA	NA	NA	NA	NA	
Air Force/ANG/USAFR Enlisted	NA		NA	NA	NA	NA	NA	NA	NA	NA	NA	NA	NA	
Air Force/ANG/USAFR Officers	1	±1	0°	0°	0°	0°	NR	0°	0°	0°	0°	0°	NR	
Coast Guard Enlisted	NA		NA	NA	NA	NA	NA	NA	NA	NA	NA	NA	NA	
Coast Guard Officers	NA		NA	NA	NA	NA	NA	NA	NA	NA	NA	NA	NA	

Note. Percent responding are military members who answered the question; who were identified as Air Force, U.S. Air Force Reserve, or Air National Guard in the sample frame (June 2011); who were commissioned officers (Q1); and who completed ICAF (Q31f).

NR: Not reportable

° Response option never endorsed.

NA: Not applicable

32. What year did you complete the following Professional Military Education (PME)?**g. Air War College (AWC)**

- | | | |
|--------------------|----------|---------|
| 1. 2001 or earlier | 2. 2002 | 3. 2003 |
| 4. 2004 | 5. 2005 | 6. 2006 |
| 7. 2007 | 8. 2008 | 9. 2009 |
| 10. 2010 | 11. 2011 | |

	Percent Responding		Percentages											Max ME
			1	2	3	4	5	6	7	8	9	10	11	
TOTAL FORCE	1	±1	8	5	8	11	NR	12	16	10	18	4	6	±13
Total Active Duty	1	±1	NR	NR	NR	12	NR	10	20	12	18	7	8	±16
Total Reserve	1	±1	NR	NR	NR	NR	NR	NR	NR	NR	NR	NR	NR	
Total National Guard	1	±1	NR	NR	NR	NR	NR	NR	NR	NR	NR	NR	NR	
SERVICE/COMPONENT														
Army/ARNG/USAR	NA		NA	NA	NA	NA	NA	NA	NA	NA	NA	NA	NA	
Navy/USNR	NA		NA	NA	NA	NA	NA	NA	NA	NA	NA	NA	NA	
Marine Corps/USMCR	NA		NA	NA	NA	NA	NA	NA	NA	NA	NA	NA	NA	
Air Force/ANG/USAFR	3	±1	8	5	8	11	NR	12	16	10	18	4	6	±13
Coast Guard	NA		NA	NA	NA	NA	NA	NA	NA	NA	NA	NA	NA	
PAYGRADE														
Enlisted	NA		NA	NA	NA	NA	NA	NA	NA	NA	NA	NA	NA	
3 to 5 Years of Service	NA		NA	NA	NA	NA	NA	NA	NA	NA	NA	NA	NA	
6 to 9 Years of Service	NA		NA	NA	NA	NA	NA	NA	NA	NA	NA	NA	NA	
E1 – E4	NA		NA	NA	NA	NA	NA	NA	NA	NA	NA	NA	NA	
E5 – E9	NA		NA	NA	NA	NA	NA	NA	NA	NA	NA	NA	NA	
Officers	4	±1	8	5	8	11	NR	12	16	10	18	4	6	±13
W1 – W5	NA		NA	NA	NA	NA	NA	NA	NA	NA	NA	NA	NA	
O1 – O3	NA		NA	NA	NA	NA	NA	NA	NA	NA	NA	NA	NA	
O4 – O6	9	±2	8	5	8	11	NR	12	16	10	18	4	6	±13
EDUCATION														
No College	NA		NA	NA	NA	NA	NA	NA	NA	NA	NA	NA	NA	
Some College	NA		NA	NA	NA	NA	NA	NA	NA	NA	NA	NA	NA	
4-Year Degree	1	±1	NR	NR	NR	NR	NR	NR	NR	NR	NR	NR	NR	
Graduate/Professional Degree	4	±2	4	7	NR	12	NR	10	20	13	17	5	5	±14
RACE/ETHNICITY														
Non-Hispanic White	1	±1	7	6	9	10	NR	14	16	7	19	3	7	±14
Total Minority	0	±1	NR	NR	NR	NR	NR	NR	NR	NR	NR	NR	NR	
Non-Hispanic Black	0	±1	NR	NR	NR	NR	NR	NR	NR	NR	NR	NR	NR	
Hispanic	0	±1	NR	NR	NR	NR	NR	NR	NR	NR	NR	NR	NR	
GENDER														
Male	1	±1	9	6	7	10	NR	14	16	8	16	4	7	±14
Female	0	±1	NR	NR	NR	NR	NR	NR	NR	NR	NR	NR	NR	
SERVICE/COMPONENT BY PAYGRADE														
Army/ARNG/USAR Enlisted	NA		NA	NA	NA	NA	NA	NA	NA	NA	NA	NA	NA	
Army/ARNG/USAR Officers	NA		NA	NA	NA	NA	NA	NA	NA	NA	NA	NA	NA	
Navy/USNR Enlisted	NA		NA	NA	NA	NA	NA	NA	NA	NA	NA	NA	NA	
Navy/USNR Officers	NA		NA	NA	NA	NA	NA	NA	NA	NA	NA	NA	NA	
Marine Corps/USMCR Enlisted	NA		NA	NA	NA	NA	NA	NA	NA	NA	NA	NA	NA	
Marine Corps/USMCR Officers	NA		NA	NA	NA	NA	NA	NA	NA	NA	NA	NA	NA	
Air Force/ANG/USAFR Enlisted	NA		NA	NA	NA	NA	NA	NA	NA	NA	NA	NA	NA	
Air Force/ANG/USAFR Officers	15	±4	8	5	8	11	NR	12	16	10	18	4	6	±13
Coast Guard Enlisted	NA		NA	NA	NA	NA	NA	NA	NA	NA	NA	NA	NA	
Coast Guard Officers	NA		NA	NA	NA	NA	NA	NA	NA	NA	NA	NA	NA	

Note. Percent responding are military members who answered the question; who were identified as Air Force, U.S. Air Force Reserve, or Air National Guard in the sample frame (June 2011); who were commissioned officers (Q1); and who completed AWC (Q31g).

NR: Not reportable

NA: Not applicable

32. What year did you complete the following Professional Military Education (PME)?

h. Naval Postgraduate School (NPS)

- | | | |
|--------------------|----------|---------|
| 1. 2001 or earlier | 2. 2002 | 3. 2003 |
| 4. 2004 | 5. 2005 | 6. 2006 |
| 7. 2007 | 8. 2008 | 9. 2009 |
| 10. 2010 | 11. 2011 | |

	Percent Responding		Percentages											Max ME
			1	2	3	4	5	6	7	8	9	10	11	
TOTAL FORCE	0	±1	0°	0°	0°	0°	NR	0°	0°	NR	0°	NR	0°	
Total Active Duty	0	±1	0°	0°	0°	0°	NR	0°	0°	NR	0°	NR	0°	
Total Reserve	NA		NA	NA	NA	NA	NA	NA	NA	NA	NA	NA	NA	
Total National Guard	NA		NA	NA	NA	NA	NA	NA	NA	NA	NA	NA	NA	
SERVICE/COMPONENT														
Army/ARNG/USAR	NA		NA	NA	NA	NA	NA	NA	NA	NA	NA	NA	NA	
Navy/USNR	NA		NA	NA	NA	NA	NA	NA	NA	NA	NA	NA	NA	
Marine Corps/USMCR	NA		NA	NA	NA	NA	NA	NA	NA	NA	NA	NA	NA	
Air Force/ANG/USAFR	0	±1	0°	0°	0°	0°	NR	0°	0°	NR	0°	NR	0°	
Coast Guard	NA		NA	NA	NA	NA	NA	NA	NA	NA	NA	NA	NA	
PAYGRADE														
Enlisted	NA		NA	NA	NA	NA	NA	NA	NA	NA	NA	NA	NA	
3 to 5 Years of Service	NA		NA	NA	NA	NA	NA	NA	NA	NA	NA	NA	NA	
6 to 9 Years of Service	NA		NA	NA	NA	NA	NA	NA	NA	NA	NA	NA	NA	
E1 – E4	NA		NA	NA	NA	NA	NA	NA	NA	NA	NA	NA	NA	
E5 – E9	NA		NA	NA	NA	NA	NA	NA	NA	NA	NA	NA	NA	
Officers	0	±1	0°	0°	0°	0°	NR	0°	0°	NR	0°	NR	0°	
W1 – W5	NA		NA	NA	NA	NA	NA	NA	NA	NA	NA	NA	NA	
O1 – O3	NA		NA	NA	NA	NA	NA	NA	NA	NA	NA	NA	NA	
O4 – O6	0	±1	0°	0°	0°	0°	NR	0°	0°	NR	0°	NR	0°	
EDUCATION														
No College	NA		NA	NA	NA	NA	NA	NA	NA	NA	NA	NA	NA	
Some College	NA		NA	NA	NA	NA	NA	NA	NA	NA	NA	NA	NA	
4-Year Degree	NA		NA	NA	NA	NA	NA	NA	NA	NA	NA	NA	NA	
Graduate/Professional Degree	0	±1	0°	0°	0°	0°	NR	0°	0°	NR	0°	NR	0°	
RACE/ETHNICITY														
Non-Hispanic White	0	±1	0°	0°	0°	0°	NR	0°	0°	NR	0°	NR	0°	
Total Minority	0	±1	0°	0°	0°	0°	NR	0°	0°	NR	0°	NR	0°	
Non-Hispanic Black	0	±1	0°	0°	0°	0°	NR	0°	0°	NR	0°	NR	0°	
Hispanic	0	±1	0°	0°	0°	0°	NR	0°	0°	NR	0°	NR	0°	
GENDER														
Male	0	±1	0°	0°	0°	0°	NR	0°	0°	NR	0°	NR	0°	
Female	0	±1	0°	0°	0°	0°	NR	0°	0°	NR	0°	NR	0°	
SERVICE/COMPONENT BY PAYGRADE														
Army/ARNG/USAR Enlisted	NA		NA	NA	NA	NA	NA	NA	NA	NA	NA	NA	NA	
Army/ARNG/USAR Officers	NA		NA	NA	NA	NA	NA	NA	NA	NA	NA	NA	NA	
Navy/USNR Enlisted	NA		NA	NA	NA	NA	NA	NA	NA	NA	NA	NA	NA	
Navy/USNR Officers	NA		NA	NA	NA	NA	NA	NA	NA	NA	NA	NA	NA	
Marine Corps/USMCR Enlisted	NA		NA	NA	NA	NA	NA	NA	NA	NA	NA	NA	NA	
Marine Corps/USMCR Officers	NA		NA	NA	NA	NA	NA	NA	NA	NA	NA	NA	NA	
Air Force/ANG/USAFR Enlisted	NA		NA	NA	NA	NA	NA	NA	NA	NA	NA	NA	NA	
Air Force/ANG/USAFR Officers	1	±1	0°	0°	0°	0°	NR	0°	0°	NR	0°	NR	0°	
Coast Guard Enlisted	NA		NA	NA	NA	NA	NA	NA	NA	NA	NA	NA	NA	
Coast Guard Officers	NA		NA	NA	NA	NA	NA	NA	NA	NA	NA	NA	NA	

Note. Percent responding are military members who answered the question, who were identified as Air Force, U.S. Air Force Reserve, or Air National Guard in the sample frame (June 2011); who were commissioned officers (Q1); and who completed NPS (Q31h).

NR: Not reportable

° Response option never endorsed.

NA: Not applicable

32. What year did you complete the following Professional Military Education (PME)?

i. National War College (NWC)

- | | | |
|--------------------|----------|---------|
| 1. 2001 or earlier | 2. 2002 | 3. 2003 |
| 4. 2004 | 5. 2005 | 6. 2006 |
| 7. 2007 | 8. 2008 | 9. 2009 |
| 10. 2010 | 11. 2011 | |

	Percent Responding		Percentages											Max ME
			1	2	3	4	5	6	7	8	9	10	11	
TOTAL FORCE	0	±1	0°	NR	0°	0°	0°	0°	0°	NR	0°	0°	0°	
Total Active Duty	0	±1	0°	NR	0°	0°	0°	0°	0°	NR	0°	0°	0°	
Total Reserve	NA		NA	NA	NA	NA	NA	NA	NA	NA	NA	NA	NA	
Total National Guard	NA		NA	NA	NA	NA	NA	NA	NA	NA	NA	NA	NA	
SERVICE/COMPONENT														
Army/ARNG/USAR	NA		NA	NA	NA	NA	NA	NA	NA	NA	NA	NA	NA	
Navy/USNR	NA		NA	NA	NA	NA	NA	NA	NA	NA	NA	NA	NA	
Marine Corps/USMCR	NA		NA	NA	NA	NA	NA	NA	NA	NA	NA	NA	NA	
Air Force/ANG/USAFR	0	±1	0°	NR	0°	0°	0°	0°	0°	NR	0°	0°	0°	
Coast Guard	NA		NA	NA	NA	NA	NA	NA	NA	NA	NA	NA	NA	
PAYGRADE														
Enlisted	NA		NA	NA	NA	NA	NA	NA	NA	NA	NA	NA	NA	
3 to 5 Years of Service	NA		NA	NA	NA	NA	NA	NA	NA	NA	NA	NA	NA	
6 to 9 Years of Service	NA		NA	NA	NA	NA	NA	NA	NA	NA	NA	NA	NA	
E1 – E4	NA		NA	NA	NA	NA	NA	NA	NA	NA	NA	NA	NA	
E5 – E9	NA		NA	NA	NA	NA	NA	NA	NA	NA	NA	NA	NA	
Officers	0	±1	0°	NR	0°	0°	0°	0°	0°	NR	0°	0°	0°	
W1 – W5	NA		NA	NA	NA	NA	NA	NA	NA	NA	NA	NA	NA	
O1 – O3	NA		NA	NA	NA	NA	NA	NA	NA	NA	NA	NA	NA	
O4 – O6	0	±1	0°	NR	0°	0°	0°	0°	0°	NR	0°	0°	0°	
EDUCATION														
No College	NA		NA	NA	NA	NA	NA	NA	NA	NA	NA	NA	NA	
Some College	NA		NA	NA	NA	NA	NA	NA	NA	NA	NA	NA	NA	
4-Year Degree	NA		NA	NA	NA	NA	NA	NA	NA	NA	NA	NA	NA	
Graduate/Professional Degree	0	±1	0°	NR	0°	0°	0°	0°	0°	NR	0°	0°	0°	
RACE/ETHNICITY														
Non-Hispanic White	0	±1	0°	NR	0°	0°	0°	0°	0°	NR	0°	0°	0°	
Total Minority	NA		NA	NA	NA	NA	NA	NA	NA	NA	NA	NA	NA	
Non-Hispanic Black	NA		NA	NA	NA	NA	NA	NA	NA	NA	NA	NA	NA	
Hispanic	NA		NA	NA	NA	NA	NA	NA	NA	NA	NA	NA	NA	
GENDER														
Male	0	±1	0°	NR	0°	0°	0°	0°	0°	NR	0°	0°	0°	
Female	NA		NA	NA	NA	NA	NA	NA	NA	NA	NA	NA	NA	
SERVICE/COMPONENT BY PAYGRADE														
Army/ARNG/USAR Enlisted	NA		NA	NA	NA	NA	NA	NA	NA	NA	NA	NA	NA	
Army/ARNG/USAR Officers	NA		NA	NA	NA	NA	NA	NA	NA	NA	NA	NA	NA	
Navy/USNR Enlisted	NA		NA	NA	NA	NA	NA	NA	NA	NA	NA	NA	NA	
Navy/USNR Officers	NA		NA	NA	NA	NA	NA	NA	NA	NA	NA	NA	NA	
Marine Corps/USMCR Enlisted	NA		NA	NA	NA	NA	NA	NA	NA	NA	NA	NA	NA	
Marine Corps/USMCR Officers	NA		NA	NA	NA	NA	NA	NA	NA	NA	NA	NA	NA	
Air Force/ANG/USAFR Enlisted	NA		NA	NA	NA	NA	NA	NA	NA	NA	NA	NA	NA	
Air Force/ANG/USAFR Officers	0	±1	0°	NR	0°	0°	0°	0°	0°	NR	0°	0°	0°	
Coast Guard Enlisted	NA		NA	NA	NA	NA	NA	NA	NA	NA	NA	NA	NA	
Coast Guard Officers	NA		NA	NA	NA	NA	NA	NA	NA	NA	NA	NA	NA	

Note. Percent responding are military members who answered the question; who were identified as Air Force, U.S. Air Force Reserve, or Air National Guard in the sample frame (June 2011); who were commissioned officers (Q1); and who completed NWC (Q31i).

NR: Not reportable

° Response option never endorsed.

NA: Not applicable

32. What year did you complete the following Professional Military Education (PME)?

j. Sister School Command and Staff College (Army, Marine Corps, Naval)

- | | | |
|--------------------|----------|---------|
| 1. 2001 or earlier | 2. 2002 | 3. 2003 |
| 4. 2004 | 5. 2005 | 6. 2006 |
| 7. 2007 | 8. 2008 | 9. 2009 |
| 10. 2010 | 11. 2011 | |

	Percent Responding		Percentages											Max ME
			1	2	3	4	5	6	7	8	9	10	11	
TOTAL FORCE	0	±1	NR	0°	NR	NR	0°	NR	0°	0°	NR	NR	NR	±0
Total Active Duty	0	±1	NR	0°	NR	NR	0°	NR	0°	0°	NR	NR	NR	±0
Total Reserve	NA		NA	NA	NA	NA	NA	NA	NA	NA	NA	NA	NA	
Total National Guard	0	±1	NR	0°	NR	NR	0°	NR	0°	0°	NR	NR	NR	
SERVICE/COMPONENT														
Army/ARNG/USAR	NA		NA	NA	NA	NA	NA	NA	NA	NA	NA	NA	NA	
Navy/USNR	NA		NA	NA	NA	NA	NA	NA	NA	NA	NA	NA	NA	
Marine Corps/USMCR	NA		NA	NA	NA	NA	NA	NA	NA	NA	NA	NA	NA	
Air Force/ANG/USAFR	0	±1	NR	0°	NR	NR	0°	NR	0°	0°	NR	NR	NR	±0
Coast Guard	NA		NA	NA	NA	NA	NA	NA	NA	NA	NA	NA	NA	
PAYGRADE														
Enlisted	NA		NA	NA	NA	NA	NA	NA	NA	NA	NA	NA	NA	
3 to 5 Years of Service	NA		NA	NA	NA	NA	NA	NA	NA	NA	NA	NA	NA	
6 to 9 Years of Service	NA		NA	NA	NA	NA	NA	NA	NA	NA	NA	NA	NA	
E1 – E4	NA		NA	NA	NA	NA	NA	NA	NA	NA	NA	NA	NA	
E5 – E9	NA		NA	NA	NA	NA	NA	NA	NA	NA	NA	NA	NA	
Officers	1	±1	NR	0°	NR	NR	0°	NR	0°	0°	NR	NR	NR	±0
W1 – W5	NA		NA	NA	NA	NA	NA	NA	NA	NA	NA	NA	NA	
O1 – O3	NA		NA	NA	NA	NA	NA	NA	NA	NA	NA	NA	NA	
O4 – O6	1	±1	NR	0°	NR	NR	0°	NR	0°	0°	NR	NR	NR	±0
EDUCATION														
No College	NA		NA	NA	NA	NA	NA	NA	NA	NA	NA	NA	NA	
Some College	NA		NA	NA	NA	NA	NA	NA	NA	NA	NA	NA	NA	
4-Year Degree	NA		NA	NA	NA	NA	NA	NA	NA	NA	NA	NA	NA	
Graduate/Professional Degree	1	±1	NR	0°	NR	NR	0°	NR	0°	0°	NR	NR	NR	±0
RACE/ETHNICITY														
Non-Hispanic White	0	±1	NR	0°	NR	NR	0°	NR	0°	0°	NR	NR	NR	±0
Total Minority	NA		NA	NA	NA	NA	NA	NA	NA	NA	NA	NA	NA	
Non-Hispanic Black	NA		NA	NA	NA	NA	NA	NA	NA	NA	NA	NA	NA	
Hispanic	NA		NA	NA	NA	NA	NA	NA	NA	NA	NA	NA	NA	
GENDER														
Male	0	±1	NR	0°	NR	NR	0°	NR	0°	0°	NR	NR	NR	±0
Female	NA		NA	NA	NA	NA	NA	NA	NA	NA	NA	NA	NA	
SERVICE/COMPONENT BY PAYGRADE														
Army/ARNG/USAR Enlisted	NA		NA	NA	NA	NA	NA	NA	NA	NA	NA	NA	NA	
Army/ARNG/USAR Officers	NA		NA	NA	NA	NA	NA	NA	NA	NA	NA	NA	NA	
Navy/USNR Enlisted	NA		NA	NA	NA	NA	NA	NA	NA	NA	NA	NA	NA	
Navy/USNR Officers	NA		NA	NA	NA	NA	NA	NA	NA	NA	NA	NA	NA	
Marine Corps/USMCR Enlisted	NA		NA	NA	NA	NA	NA	NA	NA	NA	NA	NA	NA	
Marine Corps/USMCR Officers	NA		NA	NA	NA	NA	NA	NA	NA	NA	NA	NA	NA	
Air Force/ANG/USAFR Enlisted	NA		NA	NA	NA	NA	NA	NA	NA	NA	NA	NA	NA	
Air Force/ANG/USAFR Officers	2	±2	NR	0°	NR	NR	0°	NR	0°	0°	NR	NR	NR	±0
Coast Guard Enlisted	NA		NA	NA	NA	NA	NA	NA	NA	NA	NA	NA	NA	
Coast Guard Officers	NA		NA	NA	NA	NA	NA	NA	NA	NA	NA	NA	NA	

Note. Percent responding are military members who answered the question; who were identified as Air Force, U.S. Air Force Reserve, or Air National Guard in the sample frame (June 2011); who were commissioned officers (Q1); and who completed a sister school command and staff college (Q31j).

NR: Not reportable

° Response option never endorsed.

NA: Not applicable

32. What year did you complete the following Professional Military Education (PME)?

k. School of Advanced Air and Space Studies (SAASS)

- | | | |
|--------------------|----------|---------|
| 1. 2001 or earlier | 2. 2002 | 3. 2003 |
| 4. 2004 | 5. 2005 | 6. 2006 |
| 7. 2007 | 8. 2008 | 9. 2009 |
| 10. 2010 | 11. 2011 | |

	Percent Responding		Percentages											Max ME
			1	2	3	4	5	6	7	8	9	10	11	
TOTAL FORCE	0	±1	0°	0°	0°	NR	0°	0°	0°	0°	0°	0°	0°	
Total Active Duty	0	±1	0°	0°	0°	NR	0°	0°	0°	0°	0°	0°	0°	
Total Reserve	NA		NA	NA	NA	NA	NA	NA	NA	NA	NA	NA	NA	
Total National Guard	NA		NA	NA	NA	NA	NA	NA	NA	NA	NA	NA	NA	
SERVICE/COMPONENT														
Army/ARNG/USAR	NA		NA	NA	NA	NA	NA	NA	NA	NA	NA	NA	NA	
Navy/USNR	NA		NA	NA	NA	NA	NA	NA	NA	NA	NA	NA	NA	
Marine Corps/USMCR	NA		NA	NA	NA	NA	NA	NA	NA	NA	NA	NA	NA	
Air Force/ANG/USAFR	0	±1	0°	0°	0°	NR	0°	0°	0°	0°	0°	0°	0°	
Coast Guard	NA		NA	NA	NA	NA	NA	NA	NA	NA	NA	NA	NA	
PAYGRADE														
Enlisted	NA		NA	NA	NA	NA	NA	NA	NA	NA	NA	NA	NA	
3 to 5 Years of Service	NA		NA	NA	NA	NA	NA	NA	NA	NA	NA	NA	NA	
6 to 9 Years of Service	NA		NA	NA	NA	NA	NA	NA	NA	NA	NA	NA	NA	
E1 – E4	NA		NA	NA	NA	NA	NA	NA	NA	NA	NA	NA	NA	
E5 – E9	NA		NA	NA	NA	NA	NA	NA	NA	NA	NA	NA	NA	
Officers	0	±1	0°	0°	0°	NR	0°	0°	0°	0°	0°	0°	0°	
W1 – W5	NA		NA	NA	NA	NA	NA	NA	NA	NA	NA	NA	NA	
O1 – O3	NA		NA	NA	NA	NA	NA	NA	NA	NA	NA	NA	NA	
O4 – O6	0	±1	0°	0°	0°	NR	0°	0°	0°	0°	0°	0°	0°	
EDUCATION														
No College	NA		NA	NA	NA	NA	NA	NA	NA	NA	NA	NA	NA	
Some College	NA		NA	NA	NA	NA	NA	NA	NA	NA	NA	NA	NA	
4-Year Degree	NA		NA	NA	NA	NA	NA	NA	NA	NA	NA	NA	NA	
Graduate/Professional Degree	0	±1	0°	0°	0°	NR	0°	0°	0°	0°	0°	0°	0°	
RACE/ETHNICITY														
Non-Hispanic White	0	±1	0°	0°	0°	NR	0°	0°	0°	0°	0°	0°	0°	
Total Minority	NA		NA	NA	NA	NA	NA	NA	NA	NA	NA	NA	NA	
Non-Hispanic Black	NA		NA	NA	NA	NA	NA	NA	NA	NA	NA	NA	NA	
Hispanic	NA		NA	NA	NA	NA	NA	NA	NA	NA	NA	NA	NA	
GENDER														
Male	0	±1	0°	0°	0°	NR	0°	0°	0°	0°	0°	0°	0°	
Female	NA		NA	NA	NA	NA	NA	NA	NA	NA	NA	NA	NA	
SERVICE/COMPONENT BY PAYGRADE														
Army/ARNG/USAR Enlisted	NA		NA	NA	NA	NA	NA	NA	NA	NA	NA	NA	NA	
Army/ARNG/USAR Officers	NA		NA	NA	NA	NA	NA	NA	NA	NA	NA	NA	NA	
Navy/USNR Enlisted	NA		NA	NA	NA	NA	NA	NA	NA	NA	NA	NA	NA	
Navy/USNR Officers	NA		NA	NA	NA	NA	NA	NA	NA	NA	NA	NA	NA	
Marine Corps/USMCR Enlisted	NA		NA	NA	NA	NA	NA	NA	NA	NA	NA	NA	NA	
Marine Corps/USMCR Officers	NA		NA	NA	NA	NA	NA	NA	NA	NA	NA	NA	NA	
Air Force/ANG/USAFR Enlisted	NA		NA	NA	NA	NA	NA	NA	NA	NA	NA	NA	NA	
Air Force/ANG/USAFR Officers	0	±1	0°	0°	0°	NR	0°	0°	0°	0°	0°	0°	0°	
Coast Guard Enlisted	NA		NA	NA	NA	NA	NA	NA	NA	NA	NA	NA	NA	
Coast Guard Officers	NA		NA	NA	NA	NA	NA	NA	NA	NA	NA	NA	NA	

Note. Percent responding are military members who answered the question; who were identified as Air Force, U.S. Air Force Reserve, or Air National Guard in the sample frame (June 2011); who were commissioned officers (Q1); and who completed SAASS (Q31k).

NR: Not reportable

° Response option never endorsed.

NA: Not applicable

32. What year did you complete the following Professional Military Education (PME)?

m. Sister School War College (Army, Marine Corps, Naval)

- | | | |
|--------------------|----------|---------|
| 1. 2001 or earlier | 2. 2002 | 3. 2003 |
| 4. 2004 | 5. 2005 | 6. 2006 |
| 7. 2007 | 8. 2008 | 9. 2009 |
| 10. 2010 | 11. 2011 | |

	Percent Responding		Percentages											Max ME
			1	2	3	4	5	6	7	8	9	10	11	
TOTAL FORCE	0	±1	0°	0°	0°	0°	0°	NR	0°	0°	NR	0°	NR	
Total Active Duty	0	±1	0°	0°	0°	0°	0°	NR	0°	0°	NR	0°	NR	
Total Reserve	NA		NA	NA	NA	NA	NA	NA	NA	NA	NA	NA	NA	
Total National Guard	NA		NA	NA	NA	NA	NA	NA	NA	NA	NA	NA	NA	
SERVICE/COMPONENT														
Army/ARNG/USAR	NA		NA	NA	NA	NA	NA	NA	NA	NA	NA	NA	NA	
Navy/USNR	NA		NA	NA	NA	NA	NA	NA	NA	NA	NA	NA	NA	
Marine Corps/USMCR	NA		NA	NA	NA	NA	NA	NA	NA	NA	NA	NA	NA	
Air Force/ANG/USAFR	0	±1	0°	0°	0°	0°	0°	NR	0°	0°	NR	0°	NR	
Coast Guard	NA		NA	NA	NA	NA	NA	NA	NA	NA	NA	NA	NA	
PAYGRADE														
Enlisted	NA		NA	NA	NA	NA	NA	NA	NA	NA	NA	NA	NA	
3 to 5 Years of Service	NA		NA	NA	NA	NA	NA	NA	NA	NA	NA	NA	NA	
6 to 9 Years of Service	NA		NA	NA	NA	NA	NA	NA	NA	NA	NA	NA	NA	
E1 – E4	NA		NA	NA	NA	NA	NA	NA	NA	NA	NA	NA	NA	
E5 – E9	NA		NA	NA	NA	NA	NA	NA	NA	NA	NA	NA	NA	
Officers	0	±1	0°	0°	0°	0°	0°	NR	0°	0°	NR	0°	NR	
W1 – W5	NA		NA	NA	NA	NA	NA	NA	NA	NA	NA	NA	NA	
O1 – O3	NA		NA	NA	NA	NA	NA	NA	NA	NA	NA	NA	NA	
O4 – O6	1	±1	0°	0°	0°	0°	0°	NR	0°	0°	NR	0°	NR	
EDUCATION														
No College	NA		NA	NA	NA	NA	NA	NA	NA	NA	NA	NA	NA	
Some College	NA		NA	NA	NA	NA	NA	NA	NA	NA	NA	NA	NA	
4-Year Degree	NA		NA	NA	NA	NA	NA	NA	NA	NA	NA	NA	NA	
Graduate/Professional Degree	0	±1	0°	0°	0°	0°	0°	NR	0°	0°	NR	0°	NR	
RACE/ETHNICITY														
Non-Hispanic White	0	±1	0°	0°	0°	0°	0°	NR	0°	0°	NR	0°	NR	
Total Minority	0	±1	0°	0°	0°	0°	0°	NR	0°	0°	NR	0°	NR	
Non-Hispanic Black	NA		NA	NA	NA	NA	NA	NA	NA	NA	NA	NA	NA	
Hispanic	NA		NA	NA	NA	NA	NA	NA	NA	NA	NA	NA	NA	
GENDER														
Male	0	±1	0°	0°	0°	0°	0°	NR	0°	0°	NR	0°	NR	
Female	NA		NA	NA	NA	NA	NA	NA	NA	NA	NA	NA	NA	
SERVICE/COMPONENT BY PAYGRADE														
Army/ARNG/USAR Enlisted	NA		NA	NA	NA	NA	NA	NA	NA	NA	NA	NA	NA	
Army/ARNG/USAR Officers	NA		NA	NA	NA	NA	NA	NA	NA	NA	NA	NA	NA	
Navy/USNR Enlisted	NA		NA	NA	NA	NA	NA	NA	NA	NA	NA	NA	NA	
Navy/USNR Officers	NA		NA	NA	NA	NA	NA	NA	NA	NA	NA	NA	NA	
Marine Corps/USMCR Enlisted	NA		NA	NA	NA	NA	NA	NA	NA	NA	NA	NA	NA	
Marine Corps/USMCR Officers	NA		NA	NA	NA	NA	NA	NA	NA	NA	NA	NA	NA	
Air Force/ANG/USAFR Enlisted	NA		NA	NA	NA	NA	NA	NA	NA	NA	NA	NA	NA	
Air Force/ANG/USAFR Officers	1	±1	0°	0°	0°	0°	0°	NR	0°	0°	NR	0°	NR	
Coast Guard Enlisted	NA		NA	NA	NA	NA	NA	NA	NA	NA	NA	NA	NA	
Coast Guard Officers	NA		NA	NA	NA	NA	NA	NA	NA	NA	NA	NA	NA	

Note. Percent responding are military members who answered the question; who were identified as Air Force, U.S. Air Force Reserve, or Air National Guard in the sample frame (June 2011); who were commissioned officers (Q1); and who completed a sister school war college (Q31m).

NR: Not reportable

° Response option never endorsed.

NA: Not applicable

32. What year did you complete the following Professional Military Education (PME)?**n. Other**

- | | | |
|--------------------|----------|---------|
| 1. 2001 or earlier | 2. 2002 | 3. 2003 |
| 4. 2004 | 5. 2005 | 6. 2006 |
| 7. 2007 | 8. 2008 | 9. 2009 |
| 10. 2010 | 11. 2011 | |

	Percent Responding		Percentages											Max ME
			1	2	3	4	5	6	7	8	9	10	11	
TOTAL FORCE	0	±1	27	0°	0°	7	NR	NR	14	0°	19	9	11	±17
Total Active Duty	0	±1	18	0°	0°	NR	NR	NR	19	0°	21	12	15	±18
Total Reserve	0	±1	NR	0°	0°	NR	NR	NR	NR	0°	NR	NR	NR	
Total National Guard	0	±1	NR	0°	0°	NR	NR	NR	NR	0°	NR	NR	NR	±0
SERVICE/COMPONENT														
Army/ARNG/USAR	NA		NA	NA	NA	NA	NA	NA	NA	NA	NA	NA	NA	
Navy/USNR	NA		NA	NA	NA	NA	NA	NA	NA	NA	NA	NA	NA	
Marine Corps/USMCR	NA		NA	NA	NA	NA	NA	NA	NA	NA	NA	NA	NA	
Air Force/ANG/USAFR	2	±1	27	0°	0°	7	NR	NR	14	0°	19	9	11	±17
Coast Guard	NA		NA	NA	NA	NA	NA	NA	NA	NA	NA	NA	NA	
PAYGRADE														
Enlisted	NA		NA	NA	NA	NA	NA	NA	NA	NA	NA	NA	NA	
3 to 5 Years of Service	NA		NA	NA	NA	NA	NA	NA	NA	NA	NA	NA	NA	
6 to 9 Years of Service	NA		NA	NA	NA	NA	NA	NA	NA	NA	NA	NA	NA	
E1 – E4	NA		NA	NA	NA	NA	NA	NA	NA	NA	NA	NA	NA	
E5 – E9	NA		NA	NA	NA	NA	NA	NA	NA	NA	NA	NA	NA	
Officers	2	±1	27	0°	0°	7	NR	NR	14	0°	19	9	11	±17
W1 – W5	NA		NA	NA	NA	NA	NA	NA	NA	NA	NA	NA	NA	
O1 – O3	1	±1	NR	0°	0°	NR	NR	NR	NR	0°	NR	NR	NR	±0
O4 – O6	4	±2	NR	0°	0°	NR	NR	NR	19	0°	NR	NR	NR	±18
EDUCATION														
No College	NA		NA	NA	NA	NA	NA	NA	NA	NA	NA	NA	NA	
Some College	NA		NA	NA	NA	NA	NA	NA	NA	NA	NA	NA	NA	
4-Year Degree	1	±1	NR	0°	0°	NR	NR	NR	NR	0°	NR	NR	NR	±0
Graduate/Professional Degree	2	±1	NR	0°	0°	NR	NR	NR	NR	0°	NR	NR	NR	±0
RACE/ETHNICITY														
Non-Hispanic White	1	±1	NR	0°	0°	NR	NR	NR	13	0°	20	11	NR	±17
Total Minority	0	±1	NR	0°	0°	NR	NR	NR	NR	0°	NR	NR	NR	±0
Non-Hispanic Black	0	±1	NR	0°	0°	NR	NR	NR	NR	0°	NR	NR	NR	
Hispanic	0	±1	NR	0°	0°	NR	NR	NR	NR	0°	NR	NR	NR	
GENDER														
Male	0	±1	28	0°	0°	NR	NR	NR	13	0°	20	8	11	±18
Female	0	±1	NR	0°	0°	NR	NR	NR	NR	0°	NR	NR	NR	±0
SERVICE/COMPONENT BY PAYGRADE														
Army/ARNG/USAR Enlisted	NA		NA	NA	NA	NA	NA	NA	NA	NA	NA	NA	NA	
Army/ARNG/USAR Officers	NA		NA	NA	NA	NA	NA	NA	NA	NA	NA	NA	NA	
Navy/USNR Enlisted	NA		NA	NA	NA	NA	NA	NA	NA	NA	NA	NA	NA	
Navy/USNR Officers	NA		NA	NA	NA	NA	NA	NA	NA	NA	NA	NA	NA	
Marine Corps/USMCR Enlisted	NA		NA	NA	NA	NA	NA	NA	NA	NA	NA	NA	NA	
Marine Corps/USMCR Officers	NA		NA	NA	NA	NA	NA	NA	NA	NA	NA	NA	NA	
Air Force/ANG/USAFR Enlisted	NA		NA	NA	NA	NA	NA	NA	NA	NA	NA	NA	NA	
Air Force/ANG/USAFR Officers	10	±3	27	0°	0°	7	NR	NR	14	0°	19	9	11	±17
Coast Guard Enlisted	NA		NA	NA	NA	NA	NA	NA	NA	NA	NA	NA	NA	
Coast Guard Officers	NA		NA	NA	NA	NA	NA	NA	NA	NA	NA	NA	NA	

Note. Percent responding are military members who answered the question; who were identified as Air Force, U.S. Air Force Reserve, or Air National Guard in the sample frame (June 2011); who were commissioned officers (Q1); and who completed PME not listed in Q31 (Q31n).

NR: Not reportable

° Response option never endorsed.

NA: Not applicable

33. Have you completed the following Professional Military Education (PME)? {Subitems a-g}

- a. Basic Officer Leaders Course (BOLC II/III or BOLC-B; previously Officer Basic Course)
- b. Captains Career Course (CCC; previously Officer Advanced Course and CAS3)
- c. Intermediate Level Education (ILE) at US Army Command and General Staff School (CGSS)
- d. Joint Forces Staff College (JFSC)
- e. Industrial College of the Armed Forces (ICAF)
- f. National War College (NWC)
- g. School of Advanced Military Studies (SAMS) - Advanced Studies Military Program (ASMP)

	Percent Responding		Percentages							Max ME
			a	b	c	d	e	f	g	
TOTAL FORCE	7	±1	95	63	29	2	0°	0	1	±9
Total Active Duty	6	±1	98	67	28	2	0°	1	1	±6
Total Reserve	8	±3	NR	NR	32	3	0°	NR	NR	±12
Total National Guard	10	±2	96	58	28	1	0°	NR	1	±10
SERVICE/COMPONENT										
Army/ARNG/USAR	15	±2	95	63	29	2	0°	0	1	±9
Navy/USNR	NA		NA	NA	NA	NA	NA	NA	NA	
Marine Corps/USMCR	NA		NA	NA	NA	NA	NA	NA	NA	
Air Force/ANG/USAFR	NA		NA	NA	NA	NA	NA	NA	NA	
Coast Guard	NA		NA	NA	NA	NA	NA	NA	NA	
PAYGRADE										
Enlisted	NA		NA	NA	NA	NA	NA	NA	NA	
3 to 5 Years of Service	NA		NA	NA	NA	NA	NA	NA	NA	
6 to 9 Years of Service	NA		NA	NA	NA	NA	NA	NA	NA	
E1 – E4	NA		NA	NA	NA	NA	NA	NA	NA	
E5 – E9	NA		NA	NA	NA	NA	NA	NA	NA	
Officers	42	±2	95	63	29	2	0°	0	1	±9
W1 – W5	NA		NA	NA	NA	NA	NA	NA	NA	
O1 – O3	49	±4	NR	40	1	1	0°	0	0	±9
O4 – O6	41	±3	98	96	69	4	0°	1	2	±7
EDUCATION										
No College	NA		NA	NA	NA	NA	NA	NA	NA	
Some College	0	±1	NR	NR	NR	NR	0°	NR	NR	±0
4-Year Degree	18	±3	NR	49	14	0	0°	0	0	±9
Graduate/Professional Degree	31	±4	97	79	45	4	0°	1	2	±8
RACE/ETHNICITY										
Non-Hispanic White	8	±1	NR	64	30	2	0°	0	1	±8
Total Minority	6	±1	96	62	26	1	0°	1	0	±8
Non-Hispanic Black	5	±2	NR	63	35	NR	0°	3	NR	±14
Hispanic	4	±2	NR	68	31	1	0°	NR	NR	±17
GENDER										
Male	7	±1	94	66	30	2	0°	0	1	±11
Female	6	±2	97	50	20	NR	0°	NR	NR	±12
SERVICE/COMPONENT BY PAYGRADE										
Army/ARNG/USAR Enlisted	NA		NA	NA	NA	NA	NA	NA	NA	
Army/ARNG/USAR Officers	85	±2	95	63	29	2	0°	0	1	±9
Navy/USNR Enlisted	NA		NA	NA	NA	NA	NA	NA	NA	
Navy/USNR Officers	NA		NA	NA	NA	NA	NA	NA	NA	
Marine Corps/USMCR Enlisted	NA		NA	NA	NA	NA	NA	NA	NA	
Marine Corps/USMCR Officers	NA		NA	NA	NA	NA	NA	NA	NA	
Air Force/ANG/USAFR Enlisted	NA		NA	NA	NA	NA	NA	NA	NA	
Air Force/ANG/USAFR Officers	NA		NA	NA	NA	NA	NA	NA	NA	
Coast Guard Enlisted	NA		NA	NA	NA	NA	NA	NA	NA	
Coast Guard Officers	NA		NA	NA	NA	NA	NA	NA	NA	

Note. Percent responding are military members who answered the question; who were identified as Army, U.S. Army Reserve, or Army National Guard in the sample frame (June 2011); and who were commissioned officers (Q1).

NR: Not reportable

° Response option never endorsed.

NA: Not applicable

33. Have you completed the following Professional Military Education (PME)? {Subitems h-n}

- h. School of Advanced Military Studies (SAMS) - Senior Service College Advanced Operational Art Studies Fellowship (SSCAOAS)
- i. US Army War College (USAWC)
- j. Naval Postgraduate School (NPS)
- k. Sister School Command and Staff College (Air, Marine Corps, Naval)
- l. Sister School War College (Air, Marine Corps, Naval)
- m. Sister School Advanced Intermediate Program (School of Advanced Air and Space Studies/School of Advanced Warfighting/Maritime Advanced Warfighting School; previously NOPC)
- n. Other

	Percent Responding		Percentages							Max ME
			h	i	j	k	l	m	n	
TOTAL FORCE	7	±1	0	4	1	1	0	0°	9	±5
Total Active Duty	6	±1	0	5	1	2	1	0°	9	±8
Total Reserve	8	±3	NR	1	NR	NR	NR	0°	8	±9
Total National Guard	10	±2	1	4	1	0	1	0°	11	±9
SERVICE/COMPONENT										
Army/ARNG/USAR	15	±2	0	4	1	1	0	0°	9	±5
Navy/USNR	NA		NA	NA	NA	NA	NA	NA	NA	
Marine Corps/USMCR	NA		NA	NA	NA	NA	NA	NA	NA	
Air Force/ANG/USAFR	NA		NA	NA	NA	NA	NA	NA	NA	
Coast Guard	NA		NA	NA	NA	NA	NA	NA	NA	
PAYGRADE										
Enlisted	NA		NA	NA	NA	NA	NA	NA	NA	
3 to 5 Years of Service	NA		NA	NA	NA	NA	NA	NA	NA	
6 to 9 Years of Service	NA		NA	NA	NA	NA	NA	NA	NA	
E1 – E4	NA		NA	NA	NA	NA	NA	NA	NA	
E5 – E9	NA		NA	NA	NA	NA	NA	NA	NA	
Officers	42	±2	0	4	1	1	0	0°	9	±5
W1 – W5	NA		NA	NA	NA	NA	NA	NA	NA	
O1 – O3	49	±4	0	0	0	0	0	0°	7	±5
O4 – O6	41	±3	0	10	1	3	1	0°	13	±10
EDUCATION										
No College	NA		NA	NA	NA	NA	NA	NA	NA	
Some College	0	±1	NR	NR	NR	NR	NR	0°	NR	±0
4-Year Degree	18	±3	0	0	0	0	0	0°	8	±5
Graduate/Professional Degree	31	±4	0	8	1	2	1	0°	11	±9
RACE/ETHNICITY										
Non-Hispanic White	8	±1	0	5	1	1	0	0°	9	±6
Total Minority	6	±1	0	1	0	1	0	0°	9	±6
Non-Hispanic Black	5	±2	NR	3	NR	1	NR	0°	10	±11
Hispanic	4	±2	NR	NR	NR	NR	NR	0°	5	±10
GENDER										
Male	7	±1	0	5	1	1	1	0°	9	±5
Female	6	±2	NR	1	NR	NR	NR	0°	11	±10
SERVICE/COMPONENT BY PAYGRADE										
Army/ARNG/USAR Enlisted	NA		NA	NA	NA	NA	NA	NA	NA	
Army/ARNG/USAR Officers	85	±2	0	4	1	1	0	0°	9	±5
Navy/USNR Enlisted	NA		NA	NA	NA	NA	NA	NA	NA	
Navy/USNR Officers	NA		NA	NA	NA	NA	NA	NA	NA	
Marine Corps/USMCR Enlisted	NA		NA	NA	NA	NA	NA	NA	NA	
Marine Corps/USMCR Officers	NA		NA	NA	NA	NA	NA	NA	NA	
Air Force/ANG/USAFR Enlisted	NA		NA	NA	NA	NA	NA	NA	NA	
Air Force/ANG/USAFR Officers	NA		NA	NA	NA	NA	NA	NA	NA	
Coast Guard Enlisted	NA		NA	NA	NA	NA	NA	NA	NA	
Coast Guard Officers	NA		NA	NA	NA	NA	NA	NA	NA	

Note. Percent responding are military members who answered the question; who were identified as Army, U.S. Army Reserve, or Army National Guard in the sample frame (June 2011); and who were commissioned officers (Q1).

NR: Not reportable

° Response option never endorsed.

NA: Not applicable

34. What year did you complete the following Professional Military Education (PME)?**b. Captains Career Course (CCC; previously Officer Advanced Course and CAS3)**

- | | | |
|--------------------|----------|---------|
| 1. 2001 or earlier | 2. 2002 | 3. 2003 |
| 4. 2004 | 5. 2005 | 6. 2006 |
| 7. 2007 | 8. 2008 | 9. 2009 |
| 10. 2010 | 11. 2011 | |

	Percent Responding		Percentages											Max ME
			1	2	3	4	5	6	7	8	9	10	11	
TOTAL FORCE	4	±1	37	3	4	5	6	5	10	5	6	11	8	±10
Total Active Duty	4	±1	37	3	3	4	4	5	NR	6	7	11	8	±9
Total Reserve	5	±2	39	4	4	6	9	NR	7	1	5	13	10	±14
Total National Guard	5	±2	35	1	8	8	7	6	10	4	NR	9	9	±13
SERVICE/COMPONENT														
Army/ARNG/USAR	9	±1	37	3	4	5	6	5	10	5	6	11	8	±10
Navy/USNR	NA		NA	NA	NA	NA	NA	NA	NA	NA	NA	NA	NA	
Marine Corps/USMCR	NA		NA	NA	NA	NA	NA	NA	NA	NA	NA	NA	NA	
Air Force/ANG/USAFR	NA		NA	NA	NA	NA	NA	NA	NA	NA	NA	NA	NA	
Coast Guard	NA		NA	NA	NA	NA	NA	NA	NA	NA	NA	NA	NA	
PAYGRADE														
Enlisted	NA		NA	NA	NA	NA	NA	NA	NA	NA	NA	NA	NA	
3 to 5 Years of Service	NA		NA	NA	NA	NA	NA	NA	NA	NA	NA	NA	NA	
6 to 9 Years of Service	NA		NA	NA	NA	NA	NA	NA	NA	NA	NA	NA	NA	
E1 – E4	NA		NA	NA	NA	NA	NA	NA	NA	NA	NA	NA	NA	
E5 – E9	NA		NA	NA	NA	NA	NA	NA	NA	NA	NA	NA	NA	
Officers	26	±3	37	3	4	5	6	5	10	5	6	11	8	±10
W1 – W5	NA		NA	NA	NA	NA	NA	NA	NA	NA	NA	NA	NA	
O1 – O3	20	±5	NR	NR	NR	NR	7	4	NR	9	13	25	19	±11
O4 – O6	39	±3	60	5	6	8	5	5	4	2	2	2	2	±7
EDUCATION														
No College	NA		NA	NA	NA	NA	NA	NA	NA	NA	NA	NA	NA	
Some College	0	±1	NR	NR	NR	NR	NR	NR	NR	NR	NR	NR	NR	
4-Year Degree	9	±2	23	1	6	5	3	7	9	8	8	20	11	±9
Graduate/Professional Degree	24	±4	46	5	3	5	8	3	11	2	4	5	7	±16
RACE/ETHNICITY														
Non-Hispanic White	5	±1	40	2	4	5	5	3	12	4	6	9	9	±13
Total Minority	3	±1	30	4	4	6	9	7	6	7	5	15	7	±9
Non-Hispanic Black	3	±1	38	4	NR	NR	NR	9	4	NR	NR	12	6	±16
Hispanic	3	±1	33	NR	NR	NR	NR	NR	NR	NR	NR	NR	NR	±18
GENDER														
Male	5	±1	39	3	4	6	5	5	11	4	5	10	9	±11
Female	3	±1	22	NR	7	4	NR	NR	NR	8	9	18	NR	±16
SERVICE/COMPONENT BY PAYGRADE														
Army/ARNG/USAR Enlisted	NA		NA	NA	NA	NA	NA	NA	NA	NA	NA	NA	NA	
Army/ARNG/USAR Officers	53	±5	37	3	4	5	6	5	10	5	6	11	8	±10
Navy/USNR Enlisted	NA		NA	NA	NA	NA	NA	NA	NA	NA	NA	NA	NA	
Navy/USNR Officers	NA		NA	NA	NA	NA	NA	NA	NA	NA	NA	NA	NA	
Marine Corps/USMCR Enlisted	NA		NA	NA	NA	NA	NA	NA	NA	NA	NA	NA	NA	
Marine Corps/USMCR Officers	NA		NA	NA	NA	NA	NA	NA	NA	NA	NA	NA	NA	
Air Force/ANG/USAFR Enlisted	NA		NA	NA	NA	NA	NA	NA	NA	NA	NA	NA	NA	
Air Force/ANG/USAFR Officers	NA		NA	NA	NA	NA	NA	NA	NA	NA	NA	NA	NA	
Coast Guard Enlisted	NA		NA	NA	NA	NA	NA	NA	NA	NA	NA	NA	NA	
Coast Guard Officers	NA		NA	NA	NA	NA	NA	NA	NA	NA	NA	NA	NA	

Note. Percent responding are military members who answered the question; who were identified as Army, U.S. Army Reserve, or Army National Guard in the sample frame (June 2011); who were commissioned officers (Q1); and who completed CCC (Q33b).

NR: Not reportable

NA: Not applicable

34. What year did you complete the following Professional Military Education (PME)?

d. Joint Forces Staff College (JFSC)

- | | | |
|--------------------|----------|---------|
| 1. 2001 or earlier | 2. 2002 | 3. 2003 |
| 4. 2004 | 5. 2005 | 6. 2006 |
| 7. 2007 | 8. 2008 | 9. 2009 |
| 10. 2010 | 11. 2011 | |

	Percent Responding		Percentages											Max ME
			1	2	3	4	5	6	7	8	9	10	11	
TOTAL FORCE	0	±1	NR	0°	NR	0°	0°	NR	NR	NR	NR	NR	NR	±0
Total Active Duty	0	±1	NR	0°	NR	0°	0°	NR	NR	NR	NR	NR	NR	±0
Total Reserve	0	±1	NR	0°	NR	0°	0°	NR	NR	NR	NR	NR	NR	
Total National Guard	0	±1	NR	0°	NR	0°	0°	NR	NR	NR	NR	NR	NR	
SERVICE/COMPONENT														
Army/ARNG/USAR	0	±1	NR	0°	NR	0°	0°	NR	NR	NR	NR	NR	NR	±0
Navy/USNR	NA		NA	NA	NA	NA	NA	NA	NA	NA	NA	NA	NA	
Marine Corps/USMCR	NA		NA	NA	NA	NA	NA	NA	NA	NA	NA	NA	NA	
Air Force/ANG/USAFR	NA		NA	NA	NA	NA	NA	NA	NA	NA	NA	NA	NA	
Coast Guard	NA		NA	NA	NA	NA	NA	NA	NA	NA	NA	NA	NA	
PAYGRADE														
Enlisted	NA		NA	NA	NA	NA	NA	NA	NA	NA	NA	NA	NA	
3 to 5 Years of Service	NA		NA	NA	NA	NA	NA	NA	NA	NA	NA	NA	NA	
6 to 9 Years of Service	NA		NA	NA	NA	NA	NA	NA	NA	NA	NA	NA	NA	
E1 – E4	NA		NA	NA	NA	NA	NA	NA	NA	NA	NA	NA	NA	
E5 – E9	NA		NA	NA	NA	NA	NA	NA	NA	NA	NA	NA	NA	
Officers	1	±1	NR	0°	NR	0°	0°	NR	NR	NR	NR	NR	NR	±0
W1 – W5	NA		NA	NA	NA	NA	NA	NA	NA	NA	NA	NA	NA	
O1 – O3	0	±1	NR	0°	NR	0°	0°	NR	NR	NR	NR	NR	NR	
O4 – O6	2	±2	NR	0°	NR	0°	0°	NR	NR	NR	NR	NR	NR	±0
EDUCATION														
No College	NA		NA	NA	NA	NA	NA	NA	NA	NA	NA	NA	NA	
Some College	NA		NA	NA	NA	NA	NA	NA	NA	NA	NA	NA	NA	
4-Year Degree	0	±1	NR	0°	NR	0°	0°	NR	NR	NR	NR	NR	NR	
Graduate/Professional Degree	1	±1	NR	0°	NR	0°	0°	NR	NR	NR	NR	NR	NR	±0
RACE/ETHNICITY														
Non-Hispanic White	0	±1	NR	0°	NR	0°	0°	NR	NR	NR	NR	NR	NR	±0
Total Minority	0	±1	NR	0°	NR	0°	0°	NR	NR	NR	NR	NR	NR	
Non-Hispanic Black	0	±1	NR	0°	NR	0°	0°	NR	NR	NR	NR	NR	NR	
Hispanic	0	±1	NR	0°	NR	0°	0°	NR	NR	NR	NR	NR	NR	
GENDER														
Male	0	±1	NR	0°	NR	0°	0°	NR	NR	NR	NR	NR	NR	±0
Female	0	±1	NR	0°	NR	0°	0°	NR	NR	NR	NR	NR	NR	
SERVICE/COMPONENT BY PAYGRADE														
Army/ARNG/USAR Enlisted	NA		NA	NA	NA	NA	NA	NA	NA	NA	NA	NA	NA	
Army/ARNG/USAR Officers	2	±2	NR	0°	NR	0°	0°	NR	NR	NR	NR	NR	NR	±0
Navy/USNR Enlisted	NA		NA	NA	NA	NA	NA	NA	NA	NA	NA	NA	NA	
Navy/USNR Officers	NA		NA	NA	NA	NA	NA	NA	NA	NA	NA	NA	NA	
Marine Corps/USMCR Enlisted	NA		NA	NA	NA	NA	NA	NA	NA	NA	NA	NA	NA	
Marine Corps/USMCR Officers	NA		NA	NA	NA	NA	NA	NA	NA	NA	NA	NA	NA	
Air Force/ANG/USAFR Enlisted	NA		NA	NA	NA	NA	NA	NA	NA	NA	NA	NA	NA	
Air Force/ANG/USAFR Officers	NA		NA	NA	NA	NA	NA	NA	NA	NA	NA	NA	NA	
Coast Guard Enlisted	NA		NA	NA	NA	NA	NA	NA	NA	NA	NA	NA	NA	
Coast Guard Officers	NA		NA	NA	NA	NA	NA	NA	NA	NA	NA	NA	NA	

Note. Percent responding are military members who answered the question; who were identified as Army, U.S. Army Reserve, or Army National Guard in the sample frame (June 2011); who were commissioned officers (Q1); and who completed JFSC (Q33d).

NR: Not reportable

° Response option never endorsed.

NA: Not applicable

34. What year did you complete the following Professional Military Education (PME)?

f. National War College (NWC)

- | | | |
|--------------------|----------|---------|
| 1. 2001 or earlier | 2. 2002 | 3. 2003 |
| 4. 2004 | 5. 2005 | 6. 2006 |
| 7. 2007 | 8. 2008 | 9. 2009 |
| 10. 2010 | 11. 2011 | |

	Percent Responding		Percentages											Max ME
			1	2	3	4	5	6	7	8	9	10	11	
TOTAL FORCE	0	±1	0°	0°	0°	0°	NR	NR	0°	0°	0°	NR	0°	
Total Active Duty	0	±1	0°	0°	0°	0°	NR	NR	0°	0°	0°	NR	0°	
Total Reserve	NA		NA	NA	NA	NA	NA	NA	NA	NA	NA	NA	NA	
Total National Guard	NA		NA	NA	NA	NA	NA	NA	NA	NA	NA	NA	NA	
SERVICE/COMPONENT														
Army/ARNG/USAR	0	±1	0°	0°	0°	0°	NR	NR	0°	0°	0°	NR	0°	
Navy/USNR	NA		NA	NA	NA	NA	NA	NA	NA	NA	NA	NA	NA	
Marine Corps/USMCR	NA		NA	NA	NA	NA	NA	NA	NA	NA	NA	NA	NA	
Air Force/ANG/USAFR	NA		NA	NA	NA	NA	NA	NA	NA	NA	NA	NA	NA	
Coast Guard	NA		NA	NA	NA	NA	NA	NA	NA	NA	NA	NA	NA	
PAYGRADE														
Enlisted	NA		NA	NA	NA	NA	NA	NA	NA	NA	NA	NA	NA	
3 to 5 Years of Service	NA		NA	NA	NA	NA	NA	NA	NA	NA	NA	NA	NA	
6 to 9 Years of Service	NA		NA	NA	NA	NA	NA	NA	NA	NA	NA	NA	NA	
E1 – E4	NA		NA	NA	NA	NA	NA	NA	NA	NA	NA	NA	NA	
E5 – E9	NA		NA	NA	NA	NA	NA	NA	NA	NA	NA	NA	NA	
Officers	0	±1	0°	0°	0°	0°	NR	NR	0°	0°	0°	NR	0°	
W1 – W5	NA		NA	NA	NA	NA	NA	NA	NA	NA	NA	NA	NA	
O1 – O3	NA		NA	NA	NA	NA	NA	NA	NA	NA	NA	NA	NA	
O4 – O6	0	±1	0°	0°	0°	0°	NR	NR	0°	0°	0°	NR	0°	
EDUCATION														
No College	NA		NA	NA	NA	NA	NA	NA	NA	NA	NA	NA	NA	
Some College	NA		NA	NA	NA	NA	NA	NA	NA	NA	NA	NA	NA	
4-Year Degree	NA		NA	NA	NA	NA	NA	NA	NA	NA	NA	NA	NA	
Graduate/Professional Degree	0	±1	0°	0°	0°	0°	NR	NR	0°	0°	0°	NR	0°	
RACE/ETHNICITY														
Non-Hispanic White	NA		NA	NA	NA	NA	NA	NA	NA	NA	NA	NA	NA	
Total Minority	0	±1	0°	0°	0°	0°	NR	NR	0°	0°	0°	NR	0°	
Non-Hispanic Black	0	±1	0°	0°	0°	0°	NR	NR	0°	0°	0°	NR	0°	
Hispanic	NA		NA	NA	NA	NA	NA	NA	NA	NA	NA	NA	NA	
GENDER														
Male	0	±1	0°	0°	0°	0°	NR	NR	0°	0°	0°	NR	0°	
Female	NA		NA	NA	NA	NA	NA	NA	NA	NA	NA	NA	NA	
SERVICE/COMPONENT BY PAYGRADE														
Army/ARNG/USAR Enlisted	NA		NA	NA	NA	NA	NA	NA	NA	NA	NA	NA	NA	
Army/ARNG/USAR Officers	0	±1	0°	0°	0°	0°	NR	NR	0°	0°	0°	NR	0°	
Navy/USNR Enlisted	NA		NA	NA	NA	NA	NA	NA	NA	NA	NA	NA	NA	
Navy/USNR Officers	NA		NA	NA	NA	NA	NA	NA	NA	NA	NA	NA	NA	
Marine Corps/USMCR Enlisted	NA		NA	NA	NA	NA	NA	NA	NA	NA	NA	NA	NA	
Marine Corps/USMCR Officers	NA		NA	NA	NA	NA	NA	NA	NA	NA	NA	NA	NA	
Air Force/ANG/USAFR Enlisted	NA		NA	NA	NA	NA	NA	NA	NA	NA	NA	NA	NA	
Air Force/ANG/USAFR Officers	NA		NA	NA	NA	NA	NA	NA	NA	NA	NA	NA	NA	
Coast Guard Enlisted	NA		NA	NA	NA	NA	NA	NA	NA	NA	NA	NA	NA	
Coast Guard Officers	NA		NA	NA	NA	NA	NA	NA	NA	NA	NA	NA	NA	

Note. Percent responding are military members who answered the question; who were identified as Army, U.S. Army Reserve, or Army National Guard in the sample frame (June 2011); who were commissioned officers (Q1); and who completed NWC (Q33f).

NR: Not reportable

° Response option never endorsed.

NA: Not applicable

34. What year did you complete the following Professional Military Education (PME)?

g. School of Advanced Military Studies (SAMS) - Advanced Studies Military Program (ASMP)

- | | | |
|--------------------|----------|---------|
| 1. 2001 or earlier | 2. 2002 | 3. 2003 |
| 4. 2004 | 5. 2005 | 6. 2006 |
| 7. 2007 | 8. 2008 | 9. 2009 |
| 10. 2010 | 11. 2011 | |

	Percent Responding		Percentages											Max ME
			1	2	3	4	5	6	7	8	9	10	11	
TOTAL FORCE	0	±1	NR	0°	NR	0°	0°	0°	0°	0°	0°	NR	0°	
Total Active Duty	0	±1	NR	0°	NR	0°	0°	0°	0°	0°	0°	NR	0°	
Total Reserve	NA		NA	NA	NA	NA	NA	NA	NA	NA	NA	NA	NA	
Total National Guard	NA		NA	NA	NA	NA	NA	NA	NA	NA	NA	NA	NA	
SERVICE/COMPONENT														
Army/ARNG/USAR	0	±1	NR	0°	NR	0°	0°	0°	0°	0°	0°	NR	0°	
Navy/USNR	NA		NA	NA	NA	NA	NA	NA	NA	NA	NA	NA	NA	
Marine Corps/USMCR	NA		NA	NA	NA	NA	NA	NA	NA	NA	NA	NA	NA	
Air Force/ANG/USAFR	NA		NA	NA	NA	NA	NA	NA	NA	NA	NA	NA	NA	
Coast Guard	NA		NA	NA	NA	NA	NA	NA	NA	NA	NA	NA	NA	
PAYGRADE														
Enlisted	NA		NA	NA	NA	NA	NA	NA	NA	NA	NA	NA	NA	
3 to 5 Years of Service	NA		NA	NA	NA	NA	NA	NA	NA	NA	NA	NA	NA	
6 to 9 Years of Service	NA		NA	NA	NA	NA	NA	NA	NA	NA	NA	NA	NA	
E1 – E4	NA		NA	NA	NA	NA	NA	NA	NA	NA	NA	NA	NA	
E5 – E9	NA		NA	NA	NA	NA	NA	NA	NA	NA	NA	NA	NA	
Officers	0	±1	NR	0°	NR	0°	0°	0°	0°	0°	0°	NR	0°	
W1 – W5	NA		NA	NA	NA	NA	NA	NA	NA	NA	NA	NA	NA	
O1 – O3	NA		NA	NA	NA	NA	NA	NA	NA	NA	NA	NA	NA	
O4 – O6	1	±1	NR	0°	NR	0°	0°	0°	0°	0°	0°	NR	0°	
EDUCATION														
No College	NA		NA	NA	NA	NA	NA	NA	NA	NA	NA	NA	NA	
Some College	NA		NA	NA	NA	NA	NA	NA	NA	NA	NA	NA	NA	
4-Year Degree	NA		NA	NA	NA	NA	NA	NA	NA	NA	NA	NA	NA	
Graduate/Professional Degree	0	±1	NR	0°	NR	0°	0°	0°	0°	0°	0°	NR	0°	
RACE/ETHNICITY														
Non-Hispanic White	0	±1	NR	0°	NR	0°	0°	0°	0°	0°	0°	NR	0°	
Total Minority	NA		NA	NA	NA	NA	NA	NA	NA	NA	NA	NA	NA	
Non-Hispanic Black	NA		NA	NA	NA	NA	NA	NA	NA	NA	NA	NA	NA	
Hispanic	NA		NA	NA	NA	NA	NA	NA	NA	NA	NA	NA	NA	
GENDER														
Male	0	±1	NR	0°	NR	0°	0°	0°	0°	0°	0°	NR	0°	
Female	NA		NA	NA	NA	NA	NA	NA	NA	NA	NA	NA	NA	
SERVICE/COMPONENT BY PAYGRADE														
Army/ARNG/USAR Enlisted	NA		NA	NA	NA	NA	NA	NA	NA	NA	NA	NA	NA	
Army/ARNG/USAR Officers	0	±1	NR	0°	NR	0°	0°	0°	0°	0°	0°	NR	0°	
Navy/USNR Enlisted	NA		NA	NA	NA	NA	NA	NA	NA	NA	NA	NA	NA	
Navy/USNR Officers	NA		NA	NA	NA	NA	NA	NA	NA	NA	NA	NA	NA	
Marine Corps/USMCR Enlisted	NA		NA	NA	NA	NA	NA	NA	NA	NA	NA	NA	NA	
Marine Corps/USMCR Officers	NA		NA	NA	NA	NA	NA	NA	NA	NA	NA	NA	NA	
Air Force/ANG/USAFR Enlisted	NA		NA	NA	NA	NA	NA	NA	NA	NA	NA	NA	NA	
Air Force/ANG/USAFR Officers	NA		NA	NA	NA	NA	NA	NA	NA	NA	NA	NA	NA	
Coast Guard Enlisted	NA		NA	NA	NA	NA	NA	NA	NA	NA	NA	NA	NA	
Coast Guard Officers	NA		NA	NA	NA	NA	NA	NA	NA	NA	NA	NA	NA	

Note. Percent responding are military members who answered the question; who were identified as Army, U.S. Army Reserve, or Army National Guard in the sample frame (June 2011); who were commissioned officers (Q1); and who completed SAMS - ASMP (Q33g).

NR: Not reportable

° Response option never endorsed.

NA: Not applicable

34. What year did you complete the following Professional Military Education (PME)?

i. US Army War College (USAWC)

- | | | |
|--------------------|----------|---------|
| 1. 2001 or earlier | 2. 2002 | 3. 2003 |
| 4. 2004 | 5. 2005 | 6. 2006 |
| 7. 2007 | 8. 2008 | 9. 2009 |
| 10. 2010 | 11. 2011 | |

	Percent Responding		Percentages											Max ME
			1	2	3	4	5	6	7	8	9	10	11	
TOTAL FORCE	0	±1	0°	0°	0°	NR	NR	NR	NR	0°	0°	NR	NR	±0
Total Active Duty	0	±1	0°	0°	0°	NR	NR	NR	NR	0°	0°	NR	NR	±0
Total Reserve	0	±1	0°	0°	0°	NR	NR	NR	NR	0°	0°	NR	NR	
Total National Guard	0	±1	0°	0°	0°	NR	NR	NR	NR	0°	0°	NR	NR	±0
SERVICE/COMPONENT														
Army/ARNG/USAR	1	±1	0°	0°	0°	NR	NR	NR	NR	0°	0°	NR	NR	±0
Navy/USNR	NA		NA	NA	NA	NA	NA	NA	NA	NA	NA	NA	NA	
Marine Corps/USMCR	NA		NA	NA	NA	NA	NA	NA	NA	NA	NA	NA	NA	
Air Force/ANG/USAFR	NA		NA	NA	NA	NA	NA	NA	NA	NA	NA	NA	NA	
Coast Guard	NA		NA	NA	NA	NA	NA	NA	NA	NA	NA	NA	NA	
PAYGRADE														
Enlisted	NA		NA	NA	NA	NA	NA	NA	NA	NA	NA	NA	NA	
3 to 5 Years of Service	NA		NA	NA	NA	NA	NA	NA	NA	NA	NA	NA	NA	
6 to 9 Years of Service	NA		NA	NA	NA	NA	NA	NA	NA	NA	NA	NA	NA	
E1 – E4	NA		NA	NA	NA	NA	NA	NA	NA	NA	NA	NA	NA	
E5 – E9	NA		NA	NA	NA	NA	NA	NA	NA	NA	NA	NA	NA	
Officers	2	±2	0°	0°	0°	NR	NR	NR	NR	0°	0°	NR	NR	±0
W1 – W5	NA		NA	NA	NA	NA	NA	NA	NA	NA	NA	NA	NA	
O1 – O3	NA		NA	NA	NA	NA	NA	NA	NA	NA	NA	NA	NA	
O4 – O6	4	±3	0°	0°	0°	NR	NR	NR	NR	0°	0°	NR	NR	±0
EDUCATION														
No College	NA		NA	NA	NA	NA	NA	NA	NA	NA	NA	NA	NA	
Some College	NA		NA	NA	NA	NA	NA	NA	NA	NA	NA	NA	NA	
4-Year Degree	NA		NA	NA	NA	NA	NA	NA	NA	NA	NA	NA	NA	
Graduate/Professional Degree	3	±2	0°	0°	0°	NR	NR	NR	NR	0°	0°	NR	NR	±0
RACE/ETHNICITY														
Non-Hispanic White	0	±1	0°	0°	0°	NR	NR	NR	NR	0°	0°	NR	NR	±0
Total Minority	0	±1	0°	0°	0°	NR	NR	NR	NR	0°	0°	NR	NR	
Non-Hispanic Black	0	±1	0°	0°	0°	NR	NR	NR	NR	0°	0°	NR	NR	
Hispanic	NA		NA	NA	NA	NA	NA	NA	NA	NA	NA	NA	NA	
GENDER														
Male	0	±1	0°	0°	0°	NR	NR	NR	NR	0°	0°	NR	NR	±0
Female	0	±1	0°	0°	0°	NR	NR	NR	NR	0°	0°	NR	NR	
SERVICE/COMPONENT BY PAYGRADE														
Army/ARNG/USAR Enlisted	NA		NA	NA	NA	NA	NA	NA	NA	NA	NA	NA	NA	
Army/ARNG/USAR Officers	3	±3	0°	0°	0°	NR	NR	NR	NR	0°	0°	NR	NR	±0
Navy/USNR Enlisted	NA		NA	NA	NA	NA	NA	NA	NA	NA	NA	NA	NA	
Navy/USNR Officers	NA		NA	NA	NA	NA	NA	NA	NA	NA	NA	NA	NA	
Marine Corps/USMCR Enlisted	NA		NA	NA	NA	NA	NA	NA	NA	NA	NA	NA	NA	
Marine Corps/USMCR Officers	NA		NA	NA	NA	NA	NA	NA	NA	NA	NA	NA	NA	
Air Force/ANG/USAFR Enlisted	NA		NA	NA	NA	NA	NA	NA	NA	NA	NA	NA	NA	
Air Force/ANG/USAFR Officers	NA		NA	NA	NA	NA	NA	NA	NA	NA	NA	NA	NA	
Coast Guard Enlisted	NA		NA	NA	NA	NA	NA	NA	NA	NA	NA	NA	NA	
Coast Guard Officers	NA		NA	NA	NA	NA	NA	NA	NA	NA	NA	NA	NA	

Note. Percent responding are military members who answered the question; who were identified as Army, U.S. Army Reserve, or Army National Guard in the sample frame (June 2011); who were commissioned officers (Q1); and who completed USAWC (Q33i).

NR: Not reportable

° Response option never endorsed.

NA: Not applicable

34. What year did you complete the following Professional Military Education (PME)?

j. Naval Postgraduate School (NPS)

- | | | |
|--------------------|----------|---------|
| 1. 2001 or earlier | 2. 2002 | 3. 2003 |
| 4. 2004 | 5. 2005 | 6. 2006 |
| 7. 2007 | 8. 2008 | 9. 2009 |
| 10. 2010 | 11. 2011 | |

	Percent Responding		Percentages											Max ME
			1	2	3	4	5	6	7	8	9	10	11	
TOTAL FORCE	0	±1	0°	0°	0°	0°	0°	NR	0°	NR	NR	0°	0°	
Total Active Duty	0	±1	0°	0°	0°	0°	0°	NR	0°	NR	NR	0°	0°	
Total Reserve	NA		NA	NA	NA	NA	NA	NA	NA	NA	NA	NA	NA	
Total National Guard	0	±1	0°	0°	0°	0°	0°	NR	0°	NR	NR	0°	0°	
SERVICE/COMPONENT														
Army/ARNG/USAR	0	±1	0°	0°	0°	0°	0°	NR	0°	NR	NR	0°	0°	
Navy/USNR	NA		NA	NA	NA	NA	NA	NA	NA	NA	NA	NA	NA	
Marine Corps/USMCR	NA		NA	NA	NA	NA	NA	NA	NA	NA	NA	NA	NA	
Air Force/ANG/USAFR	NA		NA	NA	NA	NA	NA	NA	NA	NA	NA	NA	NA	
Coast Guard	NA		NA	NA	NA	NA	NA	NA	NA	NA	NA	NA	NA	
PAYGRADE														
Enlisted	NA		NA	NA	NA	NA	NA	NA	NA	NA	NA	NA	NA	
3 to 5 Years of Service	NA		NA	NA	NA	NA	NA	NA	NA	NA	NA	NA	NA	
6 to 9 Years of Service	NA		NA	NA	NA	NA	NA	NA	NA	NA	NA	NA	NA	
E1 – E4	NA		NA	NA	NA	NA	NA	NA	NA	NA	NA	NA	NA	
E5 – E9	NA		NA	NA	NA	NA	NA	NA	NA	NA	NA	NA	NA	
Officers	0	±1	0°	0°	0°	0°	0°	NR	0°	NR	NR	0°	0°	
W1 – W5	NA		NA	NA	NA	NA	NA	NA	NA	NA	NA	NA	NA	
O1 – O3	0	±1	0°	0°	0°	0°	0°	NR	0°	NR	NR	0°	0°	
O4 – O6	0	±1	0°	0°	0°	0°	0°	NR	0°	NR	NR	0°	0°	
EDUCATION														
No College	NA		NA	NA	NA	NA	NA	NA	NA	NA	NA	NA	NA	
Some College	NA		NA	NA	NA	NA	NA	NA	NA	NA	NA	NA	NA	
4-Year Degree	0	±1	0°	0°	0°	0°	0°	NR	0°	NR	NR	0°	0°	
Graduate/Professional Degree	0	±1	0°	0°	0°	0°	0°	NR	0°	NR	NR	0°	0°	
RACE/ETHNICITY														
Non-Hispanic White	0	±1	0°	0°	0°	0°	0°	NR	0°	NR	NR	0°	0°	
Total Minority	0	±1	0°	0°	0°	0°	0°	NR	0°	NR	NR	0°	0°	
Non-Hispanic Black	NA		NA	NA	NA	NA	NA	NA	NA	NA	NA	NA	NA	
Hispanic	NA		NA	NA	NA	NA	NA	NA	NA	NA	NA	NA	NA	
GENDER														
Male	0	±1	0°	0°	0°	0°	0°	NR	0°	NR	NR	0°	0°	
Female	NA		NA	NA	NA	NA	NA	NA	NA	NA	NA	NA	NA	
SERVICE/COMPONENT BY PAYGRADE														
Army/ARNG/USAR Enlisted	NA		NA	NA	NA	NA	NA	NA	NA	NA	NA	NA	NA	
Army/ARNG/USAR Officers	0	±1	0°	0°	0°	0°	0°	NR	0°	NR	NR	0°	0°	
Navy/USNR Enlisted	NA		NA	NA	NA	NA	NA	NA	NA	NA	NA	NA	NA	
Navy/USNR Officers	NA		NA	NA	NA	NA	NA	NA	NA	NA	NA	NA	NA	
Marine Corps/USMCR Enlisted	NA		NA	NA	NA	NA	NA	NA	NA	NA	NA	NA	NA	
Marine Corps/USMCR Officers	NA		NA	NA	NA	NA	NA	NA	NA	NA	NA	NA	NA	
Air Force/ANG/USAFR Enlisted	NA		NA	NA	NA	NA	NA	NA	NA	NA	NA	NA	NA	
Air Force/ANG/USAFR Officers	NA		NA	NA	NA	NA	NA	NA	NA	NA	NA	NA	NA	
Coast Guard Enlisted	NA		NA	NA	NA	NA	NA	NA	NA	NA	NA	NA	NA	
Coast Guard Officers	NA		NA	NA	NA	NA	NA	NA	NA	NA	NA	NA	NA	

Note. Percent responding are military members who answered the question; who were identified as Army, U.S. Army Reserve, or Army National Guard in the sample frame (June 2011); who were commissioned officers (Q1); and who completed NPS (Q33j).

NR: Not reportable

° Response option never endorsed.

NA: Not applicable

34. What year did you complete the following Professional Military Education (PME)?

k. Sister School Command and Staff College (Air, Marine Corps, Naval)

- | | | |
|--------------------|----------|---------|
| 1. 2001 or earlier | 2. 2002 | 3. 2003 |
| 4. 2004 | 5. 2005 | 6. 2006 |
| 7. 2007 | 8. 2008 | 9. 2009 |
| 10. 2010 | 11. 2011 | |

	Percent Responding		Percentages											Max ME
			1	2	3	4	5	6	7	8	9	10	11	
TOTAL FORCE	0	±1	NR	0°	0°	0°	NR	NR	NR	0°	NR	0°	NR	±0
Total Active Duty	0	±1	NR	0°	0°	0°	NR	NR	NR	0°	NR	0°	NR	±0
Total Reserve	NA		NA	NA	NA	NA	NA	NA	NA	NA	NA	NA	NA	
Total National Guard	0	±1	NR	0°	0°	0°	NR	NR	NR	0°	NR	0°	NR	
SERVICE/COMPONENT														
Army/ARNG/USAR	0	±1	NR	0°	0°	0°	NR	NR	NR	0°	NR	0°	NR	±0
Navy/USNR	NA		NA	NA	NA	NA	NA	NA	NA	NA	NA	NA	NA	
Marine Corps/USMCR	NA		NA	NA	NA	NA	NA	NA	NA	NA	NA	NA	NA	
Air Force/ANG/USAFR	NA		NA	NA	NA	NA	NA	NA	NA	NA	NA	NA	NA	
Coast Guard	NA		NA	NA	NA	NA	NA	NA	NA	NA	NA	NA	NA	
PAYGRADE														
Enlisted	NA		NA	NA	NA	NA	NA	NA	NA	NA	NA	NA	NA	
3 to 5 Years of Service	NA		NA	NA	NA	NA	NA	NA	NA	NA	NA	NA	NA	
6 to 9 Years of Service	NA		NA	NA	NA	NA	NA	NA	NA	NA	NA	NA	NA	
E1 – E4	NA		NA	NA	NA	NA	NA	NA	NA	NA	NA	NA	NA	
E5 – E9	NA		NA	NA	NA	NA	NA	NA	NA	NA	NA	NA	NA	
Officers	0	±1	NR	0°	0°	0°	NR	NR	NR	0°	NR	0°	NR	±0
W1 – W5	NA		NA	NA	NA	NA	NA	NA	NA	NA	NA	NA	NA	
O1 – O3	NA		NA	NA	NA	NA	NA	NA	NA	NA	NA	NA	NA	
O4 – O6	1	±1	NR	0°	0°	0°	NR	NR	NR	0°	NR	0°	NR	±0
EDUCATION														
No College	NA		NA	NA	NA	NA	NA	NA	NA	NA	NA	NA	NA	
Some College	NA		NA	NA	NA	NA	NA	NA	NA	NA	NA	NA	NA	
4-Year Degree	NA		NA	NA	NA	NA	NA	NA	NA	NA	NA	NA	NA	
Graduate/Professional Degree	1	±1	NR	0°	0°	0°	NR	NR	NR	0°	NR	0°	NR	±0
RACE/ETHNICITY														
Non-Hispanic White	0	±1	NR	0°	0°	0°	NR	NR	NR	0°	NR	0°	NR	±0
Total Minority	0	±1	NR	0°	0°	0°	NR	NR	NR	0°	NR	0°	NR	
Non-Hispanic Black	0	±1	NR	0°	0°	0°	NR	NR	NR	0°	NR	0°	NR	
Hispanic	NA		NA	NA	NA	NA	NA	NA	NA	NA	NA	NA	NA	
GENDER														
Male	0	±1	NR	0°	0°	0°	NR	NR	NR	0°	NR	0°	NR	±0
Female	NA		NA	NA	NA	NA	NA	NA	NA	NA	NA	NA	NA	
SERVICE/COMPONENT BY PAYGRADE														
Army/ARNG/USAR Enlisted	NA		NA	NA	NA	NA	NA	NA	NA	NA	NA	NA	NA	
Army/ARNG/USAR Officers	1	±1	NR	0°	0°	0°	NR	NR	NR	0°	NR	0°	NR	±0
Navy/USNR Enlisted	NA		NA	NA	NA	NA	NA	NA	NA	NA	NA	NA	NA	
Navy/USNR Officers	NA		NA	NA	NA	NA	NA	NA	NA	NA	NA	NA	NA	
Marine Corps/USMCR Enlisted	NA		NA	NA	NA	NA	NA	NA	NA	NA	NA	NA	NA	
Marine Corps/USMCR Officers	NA		NA	NA	NA	NA	NA	NA	NA	NA	NA	NA	NA	
Air Force/ANG/USAFR Enlisted	NA		NA	NA	NA	NA	NA	NA	NA	NA	NA	NA	NA	
Air Force/ANG/USAFR Officers	NA		NA	NA	NA	NA	NA	NA	NA	NA	NA	NA	NA	
Coast Guard Enlisted	NA		NA	NA	NA	NA	NA	NA	NA	NA	NA	NA	NA	
Coast Guard Officers	NA		NA	NA	NA	NA	NA	NA	NA	NA	NA	NA	NA	

Note. Percent responding are military members who answered the question; who were identified as Army, U.S. Army Reserve, or Army National Guard in the sample frame (June 2011); who were commissioned officers (Q1); and who completed a sister school command and staff college (Q33k).

NR: Not reportable

° Response option never endorsed.

NA: Not applicable

34. What year did you complete the following Professional Military Education (PME)?

I. Sister School War College (Air, Marine Corps, Naval)

- | | | |
|--------------------|----------|---------|
| 1. 2001 or earlier | 2. 2002 | 3. 2003 |
| 4. 2004 | 5. 2005 | 6. 2006 |
| 7. 2007 | 8. 2008 | 9. 2009 |
| 10. 2010 | 11. 2011 | |

	Percent Responding		Percentages											Max ME
			1	2	3	4	5	6	7	8	9	10	11	
TOTAL FORCE	0	±1	0°	0°	0°	0°	0°	0°	0°	NR	0°	NR	0°	NR
Total Active Duty	0	±1	0°	0°	0°	0°	0°	0°	0°	NR	0°	NR	0°	NR
Total Reserve	NA		NA	NA	NA	NA	NA	NA	NA	NA	NA	NA	NA	NA
Total National Guard	0	±1	0°	0°	0°	0°	0°	0°	0°	NR	0°	NR	0°	NR
SERVICE/COMPONENT														
Army/ARNG/USAR	0	±1	0°	0°	0°	0°	0°	0°	0°	NR	0°	NR	0°	NR
Navy/USNR	NA		NA	NA	NA	NA	NA	NA	NA	NA	NA	NA	NA	NA
Marine Corps/USMCR	NA		NA	NA	NA	NA	NA	NA	NA	NA	NA	NA	NA	NA
Air Force/ANG/USAFR	NA		NA	NA	NA	NA	NA	NA	NA	NA	NA	NA	NA	NA
Coast Guard	NA		NA	NA	NA	NA	NA	NA	NA	NA	NA	NA	NA	NA
PAYGRADE														
Enlisted	NA		NA	NA	NA	NA	NA	NA	NA	NA	NA	NA	NA	NA
3 to 5 Years of Service	NA		NA	NA	NA	NA	NA	NA	NA	NA	NA	NA	NA	NA
6 to 9 Years of Service	NA		NA	NA	NA	NA	NA	NA	NA	NA	NA	NA	NA	NA
E1 – E4	NA		NA	NA	NA	NA	NA	NA	NA	NA	NA	NA	NA	NA
E5 – E9	NA		NA	NA	NA	NA	NA	NA	NA	NA	NA	NA	NA	NA
Officers	0	±1	0°	0°	0°	0°	0°	0°	0°	NR	0°	NR	0°	NR
W1 – W5	NA		NA	NA	NA	NA	NA	NA	NA	NA	NA	NA	NA	NA
O1 – O3	NA		NA	NA	NA	NA	NA	NA	NA	NA	NA	NA	NA	NA
O4 – O6	0	±1	0°	0°	0°	0°	0°	0°	0°	NR	0°	NR	0°	NR
EDUCATION														
No College	NA		NA	NA	NA	NA	NA	NA	NA	NA	NA	NA	NA	NA
Some College	NA		NA	NA	NA	NA	NA	NA	NA	NA	NA	NA	NA	NA
4-Year Degree	NA		NA	NA	NA	NA	NA	NA	NA	NA	NA	NA	NA	NA
Graduate/Professional Degree	0	±1	0°	0°	0°	0°	0°	0°	0°	NR	0°	NR	0°	NR
RACE/ETHNICITY														
Non-Hispanic White	0	±1	0°	0°	0°	0°	0°	0°	0°	NR	0°	NR	0°	NR
Total Minority	0	±1	0°	0°	0°	0°	0°	0°	0°	NR	0°	NR	0°	NR
Non-Hispanic Black	NA		NA	NA	NA	NA	NA	NA	NA	NA	NA	NA	NA	NA
Hispanic	0	±1	0°	0°	0°	0°	0°	0°	0°	NR	0°	NR	0°	NR
GENDER														
Male	0	±1	0°	0°	0°	0°	0°	0°	0°	NR	0°	NR	0°	NR
Female	NA		NA	NA	NA	NA	NA	NA	NA	NA	NA	NA	NA	NA
SERVICE/COMPONENT BY PAYGRADE														
Army/ARNG/USAR Enlisted	NA		NA	NA	NA	NA	NA	NA	NA	NA	NA	NA	NA	NA
Army/ARNG/USAR Officers	0	±1	0°	0°	0°	0°	0°	0°	0°	NR	0°	NR	0°	NR
Navy/USNR Enlisted	NA		NA	NA	NA	NA	NA	NA	NA	NA	NA	NA	NA	NA
Navy/USNR Officers	NA		NA	NA	NA	NA	NA	NA	NA	NA	NA	NA	NA	NA
Marine Corps/USMCR Enlisted	NA		NA	NA	NA	NA	NA	NA	NA	NA	NA	NA	NA	NA
Marine Corps/USMCR Officers	NA		NA	NA	NA	NA	NA	NA	NA	NA	NA	NA	NA	NA
Air Force/ANG/USAFR Enlisted	NA		NA	NA	NA	NA	NA	NA	NA	NA	NA	NA	NA	NA
Air Force/ANG/USAFR Officers	NA		NA	NA	NA	NA	NA	NA	NA	NA	NA	NA	NA	NA
Coast Guard Enlisted	NA		NA	NA	NA	NA	NA	NA	NA	NA	NA	NA	NA	NA
Coast Guard Officers	NA		NA	NA	NA	NA	NA	NA	NA	NA	NA	NA	NA	NA

Note. Percent responding are military members who answered the question; who were identified as Army, U.S. Army Reserve, or Army National Guard in the sample frame (June 2011); who were commissioned officers (Q1); and who completed a sister school war college (Q33).

NR: Not reportable

° Response option never endorsed.

NA: Not applicable

34. What year did you complete the following Professional Military Education (PME)?

n. Other

- | | | |
|--------------------|----------|---------|
| 1. 2001 or earlier | 2. 2002 | 3. 2003 |
| 4. 2004 | 5. 2005 | 6. 2006 |
| 7. 2007 | 8. 2008 | 9. 2009 |
| 10. 2010 | 11. 2011 | |

	Percent Responding		Percentages											Max ME
			1	2	3	4	5	6	7	8	9	10	11	
TOTAL FORCE	1	±1	16	0°	7	9	0°	10	12	NR	14	12	15	±16
Total Active Duty	1	±1	15	0°	NR	NR	0°	NR	NR	NR	NR	NR	NR	±17
Total Reserve	1	±1	NR	0°	NR	NR	0°	NR	NR	NR	NR	NR	NR	±0
Total National Guard	1	±1	NR	0°	NR	NR	0°	NR	NR	NR	NR	NR	NR	±0
SERVICE/COMPONENT														
Army/ARNG/USAR	1	±1	16	0°	7	9	0°	10	12	NR	14	12	15	±16
Navy/USNR	NA		NA	NA	NA	NA	NA	NA	NA	NA	NA	NA	NA	
Marine Corps/USMCR	NA		NA	NA	NA	NA	NA	NA	NA	NA	NA	NA	NA	
Air Force/ANG/USAFR	NA		NA	NA	NA	NA	NA	NA	NA	NA	NA	NA	NA	
Coast Guard	NA		NA	NA	NA	NA	NA	NA	NA	NA	NA	NA	NA	
PAYGRADE														
Enlisted	NA		NA	NA	NA	NA	NA	NA	NA	NA	NA	NA	NA	
3 to 5 Years of Service	NA		NA	NA	NA	NA	NA	NA	NA	NA	NA	NA	NA	
6 to 9 Years of Service	NA		NA	NA	NA	NA	NA	NA	NA	NA	NA	NA	NA	
E1 – E4	NA		NA	NA	NA	NA	NA	NA	NA	NA	NA	NA	NA	
E5 – E9	NA		NA	NA	NA	NA	NA	NA	NA	NA	NA	NA	NA	
Officers	4	±2	16	0°	7	9	0°	10	12	NR	14	12	15	±16
W1 – W5	NA		NA	NA	NA	NA	NA	NA	NA	NA	NA	NA	NA	
O1 – O3	3	±2	NR	0°	NR	NR	0°	NR	NR	NR	NR	NR	NR	±0
O4 – O6	5	±2	NR	0°	NR	NR	0°	14	NR	NR	NR	NR	15	±17
EDUCATION														
No College	NA		NA	NA	NA	NA	NA	NA	NA	NA	NA	NA	NA	
Some College	NA		NA	NA	NA	NA	NA	NA	NA	NA	NA	NA	NA	
4-Year Degree	1	±1	NR	0°	NR	NR	0°	NR	NR	NR	NR	NR	NR	±0
Graduate/Professional Degree	3	±2	NR	0°	NR	NR	0°	NR	NR	NR	NR	NR	NR	±0
RACE/ETHNICITY														
Non-Hispanic White	1	±1	16	0°	NR	NR	0°	10	NR	NR	NR	15	14	±17
Total Minority	0	±1	NR	0°	NR	NR	0°	NR	NR	NR	NR	NR	NR	±0
Non-Hispanic Black	0	±1	NR	0°	NR	NR	0°	NR	NR	NR	NR	NR	NR	±0
Hispanic	0	±1	NR	0°	NR	NR	0°	NR	NR	NR	NR	NR	NR	
GENDER														
Male	1	±1	NR	0°	7	NR	0°	12	NR	NR	NR	12	16	±15
Female	1	±1	NR	0°	NR	NR	0°	NR	NR	NR	NR	NR	NR	±0
SERVICE/COMPONENT BY PAYGRADE														
Army/ARNG/USAR Enlisted	NA		NA	NA	NA	NA	NA	NA	NA	NA	NA	NA	NA	
Army/ARNG/USAR Officers	7	±3	16	0°	7	9	0°	10	12	NR	14	12	15	±16
Navy/USNR Enlisted	NA		NA	NA	NA	NA	NA	NA	NA	NA	NA	NA	NA	
Navy/USNR Officers	NA		NA	NA	NA	NA	NA	NA	NA	NA	NA	NA	NA	
Marine Corps/USMCR Enlisted	NA		NA	NA	NA	NA	NA	NA	NA	NA	NA	NA	NA	
Marine Corps/USMCR Officers	NA		NA	NA	NA	NA	NA	NA	NA	NA	NA	NA	NA	
Air Force/ANG/USAFR Enlisted	NA		NA	NA	NA	NA	NA	NA	NA	NA	NA	NA	NA	
Air Force/ANG/USAFR Officers	NA		NA	NA	NA	NA	NA	NA	NA	NA	NA	NA	NA	
Coast Guard Enlisted	NA		NA	NA	NA	NA	NA	NA	NA	NA	NA	NA	NA	
Coast Guard Officers	NA		NA	NA	NA	NA	NA	NA	NA	NA	NA	NA	NA	

Note. Percent responding are military members who answered the question; who were identified as Army, U.S. Army Reserve, or Army National Guard in the sample frame (June 2011); who were commissioned officers (Q1); and who completed PME not listed in Q33 (Q33n).

NR: Not reportable

° Response option never endorsed.

NA: Not applicable

35. Have you completed the following Professional Military Education (PME)? {Subitems a-h}

- a. Basic Combat Training (BCT) b. Warrior Leader Course (WLC;
previously PLDC) c. Advanced Leader Course (ALC;
previously BNCOC)
- d. Senior Leader Course (SLC;
previously ANCOC) e. First Sergeant Course (FSC) f. Sergeants Major Course (SMC)
- g. Senior Enlisted JPME (SEJPME)
Course through NDU JFSC h. CSEL KEYSTONE Course

	Percent Responding		Percentages								Max ME
			a	b	c	d	e	f	g	h	
TOTAL FORCE	1	±1	89	82	63	25	2	1	0	1	±7
Total Active Duty	1	±1	90	84	63	18	1	0	0	1	±8
Total Reserve	1	±1	85	82	67	28	NR	NR	NR	NR	±16
Total National Guard	2	±1	87	76	58	40	NR	NR	NR	NR	±14
SERVICE/COMPONENT											
Army/ARNG/USAR	3	±1	89	82	63	25	2	1	0	1	±7
Navy/USNR	NA		NA	NA	NA	NA	NA	NA	NA	NA	
Marine Corps/USMCR	NA		NA	NA	NA	NA	NA	NA	NA	NA	
Air Force/ANG/USAFR	NA		NA	NA	NA	NA	NA	NA	NA	NA	
Coast Guard	NA		NA	NA	NA	NA	NA	NA	NA	NA	
PAYGRADE											
Enlisted	NA		NA	NA	NA	NA	NA	NA	NA	NA	
3 to 5 Years of Service	NA		NA	NA	NA	NA	NA	NA	NA	NA	
6 to 9 Years of Service	NA		NA	NA	NA	NA	NA	NA	NA	NA	
E1 – E4	NA		NA	NA	NA	NA	NA	NA	NA	NA	
E5 – E9	NA		NA	NA	NA	NA	NA	NA	NA	NA	
Officers	7	±1	89	82	63	25	2	1	0	1	±7
W1 – W5	82	±2	89	82	63	25	2	1	0	1	±7
O1 – O3	NA		NA	NA	NA	NA	NA	NA	NA	NA	
O4 – O6	NA		NA	NA	NA	NA	NA	NA	NA	NA	
EDUCATION											
No College	0	±1	NR	NR	NR	NR	NR	NR	NR	NR	
Some College	1	±1	89	84	64	29	1	0	0	0	±10
4-Year Degree	2	±1	86	78	61	19	5	2	NR	1	±10
Graduate/Professional Degree	2	±1	90	79	65	23	NR	NR	NR	NR	±16
RACE/ETHNICITY											
Non-Hispanic White	1	±1	86	77	55	22	2	1	0	0	±8
Total Minority	1	±1	94	94	83	33	1	NR	1	1	±11
Non-Hispanic Black	1	±1	93	96	89	37	NR	NR	NR	NR	±16
Hispanic	1	±1	NR	NR	NR	NR	NR	NR	NR	NR	
GENDER											
Male	1	±1	88	80	61	25	2	0	0	0	±7
Female	1	±1	90	NR	NR	24	NR	NR	NR	NR	±17
SERVICE/COMPONENT BY PAYGRADE											
Army/ARNG/USAR Enlisted	NA		NA	NA	NA	NA	NA	NA	NA	NA	
Army/ARNG/USAR Officers	15	±2	89	82	63	25	2	1	0	1	±7
Navy/USNR Enlisted	NA		NA	NA	NA	NA	NA	NA	NA	NA	
Navy/USNR Officers	NA		NA	NA	NA	NA	NA	NA	NA	NA	
Marine Corps/USMCR Enlisted	NA		NA	NA	NA	NA	NA	NA	NA	NA	
Marine Corps/USMCR Officers	NA		NA	NA	NA	NA	NA	NA	NA	NA	
Air Force/ANG/USAFR Enlisted	NA		NA	NA	NA	NA	NA	NA	NA	NA	
Air Force/ANG/USAFR Officers	NA		NA	NA	NA	NA	NA	NA	NA	NA	
Coast Guard Enlisted	NA		NA	NA	NA	NA	NA	NA	NA	NA	
Coast Guard Officers	NA		NA	NA	NA	NA	NA	NA	NA	NA	

Note. Percent responding are military members who answered the question; who were identified as Army, U.S. Army Reserve, or Army National Guard in the sample frame (June 2011); and who were warrant officers (Q1).

NR: Not reportable

NA: Not applicable

35. Have you completed the following Professional Military Education (PME)? {Subitems i-o}

- i. Warrant Officer Candidate School (WOCS)
- j. Warrant Officer Basic Course (WOBC)
- k. Warrant Officer Advanced Course (WOAC)
- l. Warrant Officer Staff Course (WOSC)
- m. Warrant Officer Senior Staff Course (WOSSC)
- n. Joint Forces Staff College (JFSC)
- o. Other

	Percent Responding		Percentages							Max ME
			i	j	k	l	m	n	o	
TOTAL FORCE	1	±1	95	92	58	21	6	0°	14	±7
Total Active Duty	1	±1	98	95	54	17	8	0°	14	±9
Total Reserve	1	±1	NR	92	72	33	NR	0°	18	±16
Total National Guard	2	±1	89	NR	61	25	6	0°	14	±14
SERVICE/COMPONENT										
Army/ARNG/USAR	3	±1	95	92	58	21	6	0°	14	±7
Navy/USNR	NA		NA	NA	NA	NA	NA	NA	NA	
Marine Corps/USMCR	NA		NA	NA	NA	NA	NA	NA	NA	
Air Force/ANG/USAFR	NA		NA	NA	NA	NA	NA	NA	NA	
Coast Guard	NA		NA	NA	NA	NA	NA	NA	NA	
PAYGRADE										
Enlisted	NA		NA	NA	NA	NA	NA	NA	NA	
3 to 5 Years of Service	NA		NA	NA	NA	NA	NA	NA	NA	
6 to 9 Years of Service	NA		NA	NA	NA	NA	NA	NA	NA	
E1 – E4	NA		NA	NA	NA	NA	NA	NA	NA	
E5 – E9	NA		NA	NA	NA	NA	NA	NA	NA	
Officers	7	±1	95	92	58	21	6	0°	14	±7
W1 – W5	82	±2	95	92	58	21	6	0°	14	±7
O1 – O3	NA		NA	NA	NA	NA	NA	NA	NA	
O4 – O6	NA		NA	NA	NA	NA	NA	NA	NA	
EDUCATION										
No College	0	±1	NR	NR	NR	NR	NR	0°	NR	±0
Some College	1	±1	97	91	49	16	4	0°	12	±14
4-Year Degree	2	±1	91	93	62	21	6	0°	20	±10
Graduate/Professional Degree	2	±1	NR	96	83	49	19	0°	13	±15
RACE/ETHNICITY										
Non-Hispanic White	1	±1	93	90	60	22	6	0°	14	±9
Total Minority	1	±1	NR	98	52	21	8	0°	13	±11
Non-Hispanic Black	1	±1	NR	NR	54	29	8	0°	6	±16
Hispanic	1	±1	NR	NR	NR	NR	NR	0°	NR	±0
GENDER										
Male	1	±1	95	94	60	22	7	0°	16	±7
Female	1	±1	NR	NR	NR	16	NR	0°	6	±16
SERVICE/COMPONENT BY PAYGRADE										
Army/ARNG/USAR Enlisted	NA		NA	NA	NA	NA	NA	NA	NA	
Army/ARNG/USAR Officers	15	±2	95	92	58	21	6	0°	14	±7
Navy/USNR Enlisted	NA		NA	NA	NA	NA	NA	NA	NA	
Navy/USNR Officers	NA		NA	NA	NA	NA	NA	NA	NA	
Marine Corps/USMCR Enlisted	NA		NA	NA	NA	NA	NA	NA	NA	
Marine Corps/USMCR Officers	NA		NA	NA	NA	NA	NA	NA	NA	
Air Force/ANG/USAFR Enlisted	NA		NA	NA	NA	NA	NA	NA	NA	
Air Force/ANG/USAFR Officers	NA		NA	NA	NA	NA	NA	NA	NA	
Coast Guard Enlisted	NA		NA	NA	NA	NA	NA	NA	NA	
Coast Guard Officers	NA		NA	NA	NA	NA	NA	NA	NA	

Note. Percent responding are military members who answered the question; who were identified as Army, U.S. Army Reserve, or Army National Guard in the sample frame (June 2011); and who were warrant officers (Q1).

NR: Not reportable

° Response option never endorsed.

NA: Not applicable

36. What year did you complete the following Professional Military Education (PME)?

a. Basic Combat Training (BCT)

- | | | |
|--------------------|----------|---------|
| 1. 2001 or earlier | 2. 2002 | 3. 2003 |
| 4. 2004 | 5. 2005 | 6. 2006 |
| 7. 2007 | 8. 2008 | 9. 2009 |
| 10. 2010 | 11. 2011 | |

	Percent Responding		Percentages											Max ME
	1	2	3	4	5	6	7	8	9	10	11			
TOTAL FORCE	1	±1	94	5	0	1	0°	0	0°	0°	0°	0°	0°	±8
Total Active Duty	1	±1	93	4	1	2	0°	1	0°	0°	0°	0°	0°	±7
Total Reserve	1	±1	NR	NR	NR	NR	0°	NR	0°	0°	0°	0°	0°	±0
Total National Guard	2	±1	NR	NR	NR	NR	0°	NR	0°	0°	0°	0°	0°	±0
SERVICE/COMPONENT														
Army/ARNG/USAR	2	±1	94	5	0	1	0°	0	0°	0°	0°	0°	0°	±8
Navy/USNR	NA		NA	NA	NA	NA	NA	NA	NA	NA	NA	NA	NA	
Marine Corps/USMCR	NA		NA	NA	NA	NA	NA	NA	NA	NA	NA	NA	NA	
Air Force/ANG/USAFR	NA		NA	NA	NA	NA	NA	NA	NA	NA	NA	NA	NA	
Coast Guard	NA		NA	NA	NA	NA	NA	NA	NA	NA	NA	NA	NA	
PAYGRADE														
Enlisted	NA		NA	NA	NA	NA	NA	NA	NA	NA	NA	NA	NA	
3 to 5 Years of Service	NA		NA	NA	NA	NA	NA	NA	NA	NA	NA	NA	NA	
6 to 9 Years of Service	NA		NA	NA	NA	NA	NA	NA	NA	NA	NA	NA	NA	
E1 – E4	NA		NA	NA	NA	NA	NA	NA	NA	NA	NA	NA	NA	
E5 – E9	NA		NA	NA	NA	NA	NA	NA	NA	NA	NA	NA	NA	
Officers	6	±1	94	5	0	1	0°	0	0°	0°	0°	0°	0°	±8
W1 – W5	72	±4	94	5	0	1	0°	0	0°	0°	0°	0°	0°	±8
O1 – O3	NA		NA	NA	NA	NA	NA	NA	NA	NA	NA	NA	NA	
O4 – O6	NA		NA	NA	NA	NA	NA	NA	NA	NA	NA	NA	NA	
EDUCATION														
No College	0	±1	NR	NR	NR	NR	0°	NR	0°	0°	0°	0°	0°	±0
Some College	1	±1	91	8	1	1	0°	NR	0°	0°	0°	0°	0°	±14
4-Year Degree	2	±1	95	2	NR	2	0°	1	0°	0°	0°	0°	0°	±7
Graduate/Professional Degree	1	±1	NR	NR	NR	NR	0°	NR	0°	0°	0°	0°	0°	±0
RACE/ETHNICITY														
Non-Hispanic White	1	±1	94	5	0	0	0°	0	0°	0°	0°	0°	0°	±11
Total Minority	1	±1	NR	NR	NR	1	0°	NR	0°	0°	0°	0°	0°	±6
Non-Hispanic Black	1	±1	NR	NR	NR	NR	0°	NR	0°	0°	0°	0°	0°	±0
Hispanic	1	±1	NR	NR	NR	NR	0°	NR	0°	0°	0°	0°	0°	±0
GENDER														
Male	1	±1	97	2	0	1	0°	0	0°	0°	0°	0°	0°	±3
Female	1	±1	NR	NR	NR	NR	0°	NR	0°	0°	0°	0°	0°	±0
SERVICE/COMPONENT BY PAYGRADE														
Army/ARNG/USAR Enlisted	NA		NA	NA	NA	NA	NA	NA	NA	NA	NA	NA	NA	
Army/ARNG/USAR Officers	13	±2	94	5	0	1	0°	0	0°	0°	0°	0°	0°	±8
Navy/USNR Enlisted	NA		NA	NA	NA	NA	NA	NA	NA	NA	NA	NA	NA	
Navy/USNR Officers	NA		NA	NA	NA	NA	NA	NA	NA	NA	NA	NA	NA	
Marine Corps/USMCR Enlisted	NA		NA	NA	NA	NA	NA	NA	NA	NA	NA	NA	NA	
Marine Corps/USMCR Officers	NA		NA	NA	NA	NA	NA	NA	NA	NA	NA	NA	NA	
Air Force/ANG/USAFR Enlisted	NA		NA	NA	NA	NA	NA	NA	NA	NA	NA	NA	NA	
Air Force/ANG/USAFR Officers	NA		NA	NA	NA	NA	NA	NA	NA	NA	NA	NA	NA	
Coast Guard Enlisted	NA		NA	NA	NA	NA	NA	NA	NA	NA	NA	NA	NA	
Coast Guard Officers	NA		NA	NA	NA	NA	NA	NA	NA	NA	NA	NA	NA	

Note. Percent responding are military members who answered the question; who were identified as Army, U.S. Army Reserve, or Army National Guard in the sample frame (June 2011); who were warrant officers (Q1); and who completed BCT (Q35a).

NR: Not reportable

° Response option never endorsed.

NA: Not applicable

36. What year did you complete the following Professional Military Education (PME)?

b. Warrior Leader Course (WLC; previously PLDC)

- | | | |
|--------------------|----------|---------|
| 1. 2001 or earlier | 2. 2002 | 3. 2003 |
| 4. 2004 | 5. 2005 | 6. 2006 |
| 7. 2007 | 8. 2008 | 9. 2009 |
| 10. 2010 | 11. 2011 | |

	Percent Responding		Percentages											Max ME
			1	2	3	4	5	6	7	8	9	10	11	
TOTAL FORCE	1	±1	78	4	5	3	4	3	2	0	0°	0°	0°	±9
Total Active Duty	1	±1	76	7	4	4	3	5	1	0	0°	0°	0°	±12
Total Reserve	1	±1	NR	NR	NR	NR	NR	NR	NR	NR	0°	0°	0°	±0
Total National Guard	1	±1	NR	NR	7	NR	NR	NR	4	NR	0°	0°	0°	±11
SERVICE/COMPONENT														
Army/ARNG/USAR	2	±1	78	4	5	3	4	3	2	0	0°	0°	0°	±9
Navy/USNR	NA		NA	NA	NA	NA	NA	NA	NA	NA	NA	NA	NA	
Marine Corps/USMCR	NA		NA	NA	NA	NA	NA	NA	NA	NA	NA	NA	NA	
Air Force/ANG/USAFR	NA		NA	NA	NA	NA	NA	NA	NA	NA	NA	NA	NA	
Coast Guard	NA		NA	NA	NA	NA	NA	NA	NA	NA	NA	NA	NA	
PAYGRADE														
Enlisted	NA		NA	NA	NA	NA	NA	NA	NA	NA	NA	NA	NA	
3 to 5 Years of Service	NA		NA	NA	NA	NA	NA	NA	NA	NA	NA	NA	NA	
6 to 9 Years of Service	NA		NA	NA	NA	NA	NA	NA	NA	NA	NA	NA	NA	
E1 – E4	NA		NA	NA	NA	NA	NA	NA	NA	NA	NA	NA	NA	
E5 – E9	NA		NA	NA	NA	NA	NA	NA	NA	NA	NA	NA	NA	
Officers	6	±1	78	4	5	3	4	3	2	0	0°	0°	0°	±9
W1 – W5	67	±5	78	4	5	3	4	3	2	0	0°	0°	0°	±9
O1 – O3	NA		NA	NA	NA	NA	NA	NA	NA	NA	NA	NA	NA	
O4 – O6	NA		NA	NA	NA	NA	NA	NA	NA	NA	NA	NA	NA	
EDUCATION														
No College	0	±1	NR	NR	NR	NR	NR	NR	NR	NR	0°	0°	0°	±0
Some College	1	±1	70	6	3	4	NR	7	2	1	0°	0°	0°	±13
4-Year Degree	2	±1	88	2	4	2	2	NR	NR	NR	0°	0°	0°	±10
Graduate/Professional Degree	1	±1	92	NR	NR	NR	NR	NR	NR	NR	0°	0°	0°	±14
RACE/ETHNICITY														
Non-Hispanic White	1	±1	79	5	3	2	5	NR	1	0	0°	0°	0°	±12
Total Minority	1	±1	76	2	8	4	NR	2	3	NR	0°	0°	0°	±12
Non-Hispanic Black	1	±1	NR	NR	4	8	NR	NR	NR	NR	0°	0°	0°	±13
Hispanic	1	±1	NR	NR	NR	NR	NR	NR	NR	NR	0°	0°	0°	±0
GENDER														
Male	1	±1	81	5	5	2	1	4	2	1	0°	0°	0°	±9
Female	1	±1	NR	NR	NR	4	NR	NR	NR	NR	0°	0°	0°	±11
SERVICE/COMPONENT BY PAYGRADE														
Army/ARNG/USAR Enlisted	NA		NA	NA	NA	NA	NA	NA	NA	NA	NA	NA	NA	
Army/ARNG/USAR Officers	12	±2	78	4	5	3	4	3	2	0	0°	0°	0°	±9
Navy/USNR Enlisted	NA		NA	NA	NA	NA	NA	NA	NA	NA	NA	NA	NA	
Navy/USNR Officers	NA		NA	NA	NA	NA	NA	NA	NA	NA	NA	NA	NA	
Marine Corps/USMCR Enlisted	NA		NA	NA	NA	NA	NA	NA	NA	NA	NA	NA	NA	
Marine Corps/USMCR Officers	NA		NA	NA	NA	NA	NA	NA	NA	NA	NA	NA	NA	
Air Force/ANG/USAFR Enlisted	NA		NA	NA	NA	NA	NA	NA	NA	NA	NA	NA	NA	
Air Force/ANG/USAFR Officers	NA		NA	NA	NA	NA	NA	NA	NA	NA	NA	NA	NA	
Coast Guard Enlisted	NA		NA	NA	NA	NA	NA	NA	NA	NA	NA	NA	NA	
Coast Guard Officers	NA		NA	NA	NA	NA	NA	NA	NA	NA	NA	NA	NA	

Note. Percent responding are military members who answered the question; who were identified as Army, U.S. Army Reserve, or Army National Guard in the sample frame (June 2011); who were warrant officers (Q1); and who completed WLC (Q35b).

NR: Not reportable

° Response option never endorsed.

NA: Not applicable

36. What year did you complete the following Professional Military Education (PME)?**c. Advanced Leader Course (ALC; previously BNCOC)**

- | | | |
|--------------------|----------|---------|
| 1. 2001 or earlier | 2. 2002 | 3. 2003 |
| 4. 2004 | 5. 2005 | 6. 2006 |
| 7. 2007 | 8. 2008 | 9. 2009 |
| 10. 2010 | 11. 2011 | |

	Percent Responding		Percentages											Max ME
			1	2	3	4	5	6	7	8	9	10	11	
TOTAL FORCE	1	±1	63	7	4	6	4	6	2	5	3	0°	0°	±10
Total Active Duty	1	±1	55	6	6	6	5	9	2	NR	4	0°	0°	±10
Total Reserve	1	±1	NR	NR	NR	NR	NR	NR	NR	NR	NR	0°	0°	±0
Total National Guard	1	±1	78	10	NR	7	NR	NR	NR	NR	NR	0°	0°	±16
SERVICE/COMPONENT														
Army/ARNG/USAR	2	±1	63	7	4	6	4	6	2	5	3	0°	0°	±10
Navy/USNR	NA		NA	NA	NA	NA	NA	NA	NA	NA	NA	NA	NA	
Marine Corps/USMCR	NA		NA	NA	NA	NA	NA	NA	NA	NA	NA	NA	NA	
Air Force/ANG/USAFR	NA		NA	NA	NA	NA	NA	NA	NA	NA	NA	NA	NA	
Coast Guard	NA		NA	NA	NA	NA	NA	NA	NA	NA	NA	NA	NA	
PAYGRADE														
Enlisted	NA		NA	NA	NA	NA	NA	NA	NA	NA	NA	NA	NA	
3 to 5 Years of Service	NA		NA	NA	NA	NA	NA	NA	NA	NA	NA	NA	NA	
6 to 9 Years of Service	NA		NA	NA	NA	NA	NA	NA	NA	NA	NA	NA	NA	
E1 – E4	NA		NA	NA	NA	NA	NA	NA	NA	NA	NA	NA	NA	
E5 – E9	NA		NA	NA	NA	NA	NA	NA	NA	NA	NA	NA	NA	
Officers	5	±1	63	7	4	6	4	6	2	5	3	0°	0°	±10
W1 – W5	51	±5	63	7	4	6	4	6	2	5	3	0°	0°	±10
O1 – O3	NA		NA	NA	NA	NA	NA	NA	NA	NA	NA	NA	NA	
O4 – O6	NA		NA	NA	NA	NA	NA	NA	NA	NA	NA	NA	NA	
EDUCATION														
No College	0	±1	NR	NR	NR	NR	NR	NR	NR	NR	NR	0°	0°	
Some College	1	±1	52	10	4	7	5	8	2	NR	5	0°	0°	±12
4-Year Degree	1	±1	67	8	4	7	3	8	NR	NR	NR	0°	0°	±13
Graduate/Professional Degree	1	±1	NR	NR	NR	NR	NR	NR	NR	NR	NR	0°	0°	±0
RACE/ETHNICITY														
Non-Hispanic White	1	±1	64	10	4	7	2	6	1	NR	2	0°	0°	±11
Total Minority	1	±1	62	NR	4	6	6	8	3	5	NR	0°	0°	±13
Non-Hispanic Black	1	±1	NR	NR	NR	9	4	4	NR	4	NR	0°	0°	±13
Hispanic	1	±1	NR	NR	NR	NR	NR	NR	NR	NR	NR	0°	0°	±0
GENDER														
Male	1	±1	64	8	3	6	3	7	2	5	2	0°	0°	±12
Female	1	±1	NR	NR	NR	NR	NR	NR	NR	NR	NR	0°	0°	±0
SERVICE/COMPONENT BY PAYGRADE														
Army/ARNG/USAR Enlisted	NA		NA	NA	NA	NA	NA	NA	NA	NA	NA	NA	NA	
Army/ARNG/USAR Officers	9	±2	63	7	4	6	4	6	2	5	3	0°	0°	±10
Navy/USNR Enlisted	NA		NA	NA	NA	NA	NA	NA	NA	NA	NA	NA	NA	
Navy/USNR Officers	NA		NA	NA	NA	NA	NA	NA	NA	NA	NA	NA	NA	
Marine Corps/USMCR Enlisted	NA		NA	NA	NA	NA	NA	NA	NA	NA	NA	NA	NA	
Marine Corps/USMCR Officers	NA		NA	NA	NA	NA	NA	NA	NA	NA	NA	NA	NA	
Air Force/ANG/USAFR Enlisted	NA		NA	NA	NA	NA	NA	NA	NA	NA	NA	NA	NA	
Air Force/ANG/USAFR Officers	NA		NA	NA	NA	NA	NA	NA	NA	NA	NA	NA	NA	
Coast Guard Enlisted	NA		NA	NA	NA	NA	NA	NA	NA	NA	NA	NA	NA	
Coast Guard Officers	NA		NA	NA	NA	NA	NA	NA	NA	NA	NA	NA	NA	

Note. Percent responding are military members who answered the question; who were identified as Army, U.S. Army Reserve, or Army National Guard in the sample frame (June 2011); who were warrant officers (Q1); and who completed ALC (Q35c).

NR: Not reportable

° Response option never endorsed.

NA: Not applicable

36. What year did you complete the following Professional Military Education (PME)?

d. Senior Leader Course (SLC; previously ANCOC)

- | | | |
|--------------------|----------|---------|
| 1. 2001 or earlier | 2. 2002 | 3. 2003 |
| 4. 2004 | 5. 2005 | 6. 2006 |
| 7. 2007 | 8. 2008 | 9. 2009 |
| 10. 2010 | 11. 2011 | |

	Percent Responding		Percentages											Max ME
			1	2	3	4	5	6	7	8	9	10	11	
TOTAL FORCE	0	±1	55	8	4	6	10	5	3	4	1	2	0°	±11
Total Active Duty	0	±1	26	13	NR	8	10	13	8	10	NR	NR	0°	±16
Total Reserve	0	±1	NR	NR	NR	NR	NR	NR	NR	NR	NR	NR	0°	±0
Total National Guard	1	±1	NR	NR	NR	NR	NR	NR	NR	NR	NR	NR	0°	±0
SERVICE/COMPONENT														
Army/ARNG/USAR	1	±1	55	8	4	6	10	5	3	4	1	2	0°	±11
Navy/USNR	NA		NA	NA	NA	NA	NA	NA	NA	NA	NA	NA	NA	
Marine Corps/USMCR	NA		NA	NA	NA	NA	NA	NA	NA	NA	NA	NA	NA	
Air Force/ANG/USAFR	NA		NA	NA	NA	NA	NA	NA	NA	NA	NA	NA	NA	
Coast Guard	NA		NA	NA	NA	NA	NA	NA	NA	NA	NA	NA	NA	
PAYGRADE														
Enlisted	NA		NA	NA	NA	NA	NA	NA	NA	NA	NA	NA	NA	
3 to 5 Years of Service	NA		NA	NA	NA	NA	NA	NA	NA	NA	NA	NA	NA	
6 to 9 Years of Service	NA		NA	NA	NA	NA	NA	NA	NA	NA	NA	NA	NA	
E1 – E4	NA		NA	NA	NA	NA	NA	NA	NA	NA	NA	NA	NA	
E5 – E9	NA		NA	NA	NA	NA	NA	NA	NA	NA	NA	NA	NA	
Officers	2	±1	55	8	4	6	10	5	3	4	1	2	0°	±11
W1 – W5	21	±4	55	8	4	6	10	5	3	4	1	2	0°	±11
O1 – O3	NA		NA	NA	NA	NA	NA	NA	NA	NA	NA	NA	NA	
O4 – O6	NA		NA	NA	NA	NA	NA	NA	NA	NA	NA	NA	NA	
EDUCATION														
No College	0	±1	NR	NR	NR	NR	NR	NR	NR	NR	NR	NR	0°	
Some College	0	±1	50	4	4	6	9	7	6	7	NR	4	0°	±14
4-Year Degree	0	±1	NR	NR	NR	NR	NR	NR	NR	NR	NR	NR	0°	±0
Graduate/Professional Degree	0	±1	NR	NR	NR	NR	NR	NR	NR	NR	NR	NR	0°	±0
RACE/ETHNICITY														
Non-Hispanic White	0	±1	61	8	NR	7	7	7	5	NR	NR	NR	0°	±14
Total Minority	0	±1	NR	NR	NR	NR	NR	NR	NR	NR	NR	NR	0°	±0
Non-Hispanic Black	0	±1	NR	NR	NR	NR	NR	NR	NR	NR	NR	NR	0°	±0
Hispanic	0	±1	NR	NR	NR	NR	NR	NR	NR	NR	NR	NR	0°	±0
GENDER														
Male	0	±1	56	8	4	4	9	6	4	5	NR	3	0°	±12
Female	0	±1	NR	NR	NR	NR	NR	NR	NR	NR	NR	NR	0°	±0
SERVICE/COMPONENT BY PAYGRADE														
Army/ARNG/USAR Enlisted	NA		NA	NA	NA	NA	NA	NA	NA	NA	NA	NA	NA	
Army/ARNG/USAR Officers	4	±1	55	8	4	6	10	5	3	4	1	2	0°	±11
Navy/USNR Enlisted	NA		NA	NA	NA	NA	NA	NA	NA	NA	NA	NA	NA	
Navy/USNR Officers	NA		NA	NA	NA	NA	NA	NA	NA	NA	NA	NA	NA	
Marine Corps/USMCR Enlisted	NA		NA	NA	NA	NA	NA	NA	NA	NA	NA	NA	NA	
Marine Corps/USMCR Officers	NA		NA	NA	NA	NA	NA	NA	NA	NA	NA	NA	NA	
Air Force/ANG/USAFR Enlisted	NA		NA	NA	NA	NA	NA	NA	NA	NA	NA	NA	NA	
Air Force/ANG/USAFR Officers	NA		NA	NA	NA	NA	NA	NA	NA	NA	NA	NA	NA	
Coast Guard Enlisted	NA		NA	NA	NA	NA	NA	NA	NA	NA	NA	NA	NA	
Coast Guard Officers	NA		NA	NA	NA	NA	NA	NA	NA	NA	NA	NA	NA	

Note. Percent responding are military members who answered the question; who were identified as Army, U.S. Army Reserve, or Army National Guard in the sample frame (June 2011); who were warrant officers (Q1); and who completed SLC (Q35d).

NR: Not reportable

° Response option never endorsed.

NA: Not applicable

36. What year did you complete the following Professional Military Education (PME)?

e. First Sergeant Course (FSC)

- | | | |
|--------------------|----------|---------|
| 1. 2001 or earlier | 2. 2002 | 3. 2003 |
| 4. 2004 | 5. 2005 | 6. 2006 |
| 7. 2007 | 8. 2008 | 9. 2009 |
| 10. 2010 | 11. 2011 | |

	Percent Responding		Percentages											Max ME
			1	2	3	4	5	6	7	8	9	10	11	
TOTAL FORCE	0	±1	NR	0°	0°	0°	NR	0°	0°	0°	0°	0°	0°	±0
Total Active Duty	0	±1	NR	0°	0°	0°	NR	0°	0°	0°	0°	0°	0°	
Total Reserve	0	±1	NR	0°	0°	0°	NR	0°	0°	0°	0°	0°	0°	
Total National Guard	0	±1	NR	0°	0°	0°	NR	0°	0°	0°	0°	0°	0°	
SERVICE/COMPONENT														
Army/ARNG/USAR	0	±1	NR	0°	0°	0°	NR	0°	0°	0°	0°	0°	0°	±0
Navy/USNR	NA		NA	NA	NA	NA	NA	NA	NA	NA	NA	NA	NA	
Marine Corps/USMCR	NA		NA	NA	NA	NA	NA	NA	NA	NA	NA	NA	NA	
Air Force/ANG/USAFR	NA		NA	NA	NA	NA	NA	NA	NA	NA	NA	NA	NA	
Coast Guard	NA		NA	NA	NA	NA	NA	NA	NA	NA	NA	NA	NA	
PAYGRADE														
Enlisted	NA		NA	NA	NA	NA	NA	NA	NA	NA	NA	NA	NA	
3 to 5 Years of Service	NA		NA	NA	NA	NA	NA	NA	NA	NA	NA	NA	NA	
6 to 9 Years of Service	NA		NA	NA	NA	NA	NA	NA	NA	NA	NA	NA	NA	
E1 – E4	NA		NA	NA	NA	NA	NA	NA	NA	NA	NA	NA	NA	
E5 – E9	NA		NA	NA	NA	NA	NA	NA	NA	NA	NA	NA	NA	
Officers	0	±1	NR	0°	0°	0°	NR	0°	0°	0°	0°	0°	0°	±0
W1 – W5	2	±2	NR	0°	0°	0°	NR	0°	0°	0°	0°	0°	0°	±0
O1 – O3	NA		NA	NA	NA	NA	NA	NA	NA	NA	NA	NA	NA	
O4 – O6	NA		NA	NA	NA	NA	NA	NA	NA	NA	NA	NA	NA	
EDUCATION														
No College	NA		NA	NA	NA	NA	NA	NA	NA	NA	NA	NA	NA	
Some College	0	±1	NR	0°	0°	0°	NR	0°	0°	0°	0°	0°	0°	
4-Year Degree	0	±1	NR	0°	0°	0°	NR	0°	0°	0°	0°	0°	0°	±0
Graduate/Professional Degree	NA		NA	NA	NA	NA	NA	NA	NA	NA	NA	NA	NA	
RACE/ETHNICITY														
Non-Hispanic White	0	±1	NR	0°	0°	0°	NR	0°	0°	0°	0°	0°	0°	±0
Total Minority	0	±1	NR	0°	0°	0°	NR	0°	0°	0°	0°	0°	0°	
Non-Hispanic Black	NA		NA	NA	NA	NA	NA	NA	NA	NA	NA	NA	NA	
Hispanic	NA		NA	NA	NA	NA	NA	NA	NA	NA	NA	NA	NA	
GENDER														
Male	0	±1	NR	0°	0°	0°	NR	0°	0°	0°	0°	0°	0°	±0
Female	0	±1	NR	0°	0°	0°	NR	0°	0°	0°	0°	0°	0°	
SERVICE/COMPONENT BY PAYGRADE														
Army/ARNG/USAR Enlisted	NA		NA	NA	NA	NA	NA	NA	NA	NA	NA	NA	NA	
Army/ARNG/USAR Officers	0	±1	NR	0°	0°	0°	NR	0°	0°	0°	0°	0°	0°	±0
Navy/USNR Enlisted	NA		NA	NA	NA	NA	NA	NA	NA	NA	NA	NA	NA	
Navy/USNR Officers	NA		NA	NA	NA	NA	NA	NA	NA	NA	NA	NA	NA	
Marine Corps/USMCR Enlisted	NA		NA	NA	NA	NA	NA	NA	NA	NA	NA	NA	NA	
Marine Corps/USMCR Officers	NA		NA	NA	NA	NA	NA	NA	NA	NA	NA	NA	NA	
Air Force/ANG/USAFR Enlisted	NA		NA	NA	NA	NA	NA	NA	NA	NA	NA	NA	NA	
Air Force/ANG/USAFR Officers	NA		NA	NA	NA	NA	NA	NA	NA	NA	NA	NA	NA	
Coast Guard Enlisted	NA		NA	NA	NA	NA	NA	NA	NA	NA	NA	NA	NA	
Coast Guard Officers	NA		NA	NA	NA	NA	NA	NA	NA	NA	NA	NA	NA	

Note. Percent responding are military members who answered the question; who were identified as Army, U.S. Army Reserve, or Army National Guard in the sample frame (June 2011); who were warrant officers (Q1); and who completed FSC (Q35e).

NR: Not reportable

° Response option never endorsed.

NA: Not applicable

36. What year did you complete the following Professional Military Education (PME)?

f. Sergeants Major Course (SMC)

- | | | |
|--------------------|----------|---------|
| 1. 2001 or earlier | 2. 2002 | 3. 2003 |
| 4. 2004 | 5. 2005 | 6. 2006 |
| 7. 2007 | 8. 2008 | 9. 2009 |
| 10. 2010 | 11. 2011 | |

	Percent Responding		Percentages											Max ME
			1	2	3	4	5	6	7	8	9	10	11	
TOTAL FORCE	0	±1	0°	0°	0°	NR	0°	0°	0°	0°	0°	NR	0°	
Total Active Duty	NA		NA	NA	NA	NA	NA	NA	NA	NA	NA	NA	NA	
Total Reserve	0	±1	0°	0°	0°	NR	0°	0°	0°	0°	0°	NR	0°	
Total National Guard	0	±1	0°	0°	0°	NR	0°	0°	0°	0°	0°	NR	0°	
SERVICE/COMPONENT														
Army/ARNG/USAR	0	±1	0°	0°	0°	NR	0°	0°	0°	0°	0°	NR	0°	
Navy/USNR	NA		NA	NA	NA	NA	NA	NA	NA	NA	NA	NA	NA	
Marine Corps/USMCR	NA		NA	NA	NA	NA	NA	NA	NA	NA	NA	NA	NA	
Air Force/ANG/USAFR	NA		NA	NA	NA	NA	NA	NA	NA	NA	NA	NA	NA	
Coast Guard	NA		NA	NA	NA	NA	NA	NA	NA	NA	NA	NA	NA	
PAYGRADE														
Enlisted	NA		NA	NA	NA	NA	NA	NA	NA	NA	NA	NA	NA	
3 to 5 Years of Service	NA		NA	NA	NA	NA	NA	NA	NA	NA	NA	NA	NA	
6 to 9 Years of Service	NA		NA	NA	NA	NA	NA	NA	NA	NA	NA	NA	NA	
E1 – E4	NA		NA	NA	NA	NA	NA	NA	NA	NA	NA	NA	NA	
E5 – E9	NA		NA	NA	NA	NA	NA	NA	NA	NA	NA	NA	NA	
Officers	0	±1	0°	0°	0°	NR	0°	0°	0°	0°	0°	NR	0°	
W1 – W5	1	±1	0°	0°	0°	NR	0°	0°	0°	0°	0°	NR	0°	
O1 – O3	NA		NA	NA	NA	NA	NA	NA	NA	NA	NA	NA	NA	
O4 – O6	NA		NA	NA	NA	NA	NA	NA	NA	NA	NA	NA	NA	
EDUCATION														
No College	NA		NA	NA	NA	NA	NA	NA	NA	NA	NA	NA	NA	
Some College	NA		NA	NA	NA	NA	NA	NA	NA	NA	NA	NA	NA	
4-Year Degree	0	±1	0°	0°	0°	NR	0°	0°	0°	0°	0°	NR	0°	
Graduate/Professional Degree	NA		NA	NA	NA	NA	NA	NA	NA	NA	NA	NA	NA	
RACE/ETHNICITY														
Non-Hispanic White	0	±1	0°	0°	0°	NR	0°	0°	0°	0°	0°	NR	0°	
Total Minority	NA		NA	NA	NA	NA	NA	NA	NA	NA	NA	NA	NA	
Non-Hispanic Black	NA		NA	NA	NA	NA	NA	NA	NA	NA	NA	NA	NA	
Hispanic	NA		NA	NA	NA	NA	NA	NA	NA	NA	NA	NA	NA	
GENDER														
Male	0	±1	0°	0°	0°	NR	0°	0°	0°	0°	0°	NR	0°	
Female	0	±1	0°	0°	0°	NR	0°	0°	0°	0°	0°	NR	0°	
SERVICE/COMPONENT BY PAYGRADE														
Army/ARNG/USAR Enlisted	NA		NA	NA	NA	NA	NA	NA	NA	NA	NA	NA	NA	
Army/ARNG/USAR Officers	0	±1	0°	0°	0°	NR	0°	0°	0°	0°	0°	NR	0°	
Navy/USNR Enlisted	NA		NA	NA	NA	NA	NA	NA	NA	NA	NA	NA	NA	
Navy/USNR Officers	NA		NA	NA	NA	NA	NA	NA	NA	NA	NA	NA	NA	
Marine Corps/USMCR Enlisted	NA		NA	NA	NA	NA	NA	NA	NA	NA	NA	NA	NA	
Marine Corps/USMCR Officers	NA		NA	NA	NA	NA	NA	NA	NA	NA	NA	NA	NA	
Air Force/ANG/USAFR Enlisted	NA		NA	NA	NA	NA	NA	NA	NA	NA	NA	NA	NA	
Air Force/ANG/USAFR Officers	NA		NA	NA	NA	NA	NA	NA	NA	NA	NA	NA	NA	
Coast Guard Enlisted	NA		NA	NA	NA	NA	NA	NA	NA	NA	NA	NA	NA	
Coast Guard Officers	NA		NA	NA	NA	NA	NA	NA	NA	NA	NA	NA	NA	

Note. Percent responding are military members who answered the question; who were identified as Army, U.S. Army Reserve, or Army National Guard in the sample frame (June 2011); who were warrant officers (Q1); and who completed SMC (Q35f).

NR: Not reportable

° Response option never endorsed.

NA: Not applicable

36. What year did you complete the following Professional Military Education (PME)?

g. Senior Enlisted JPME (SEJPME) Course through NDU JFSC

- | | | |
|--------------------|----------|---------|
| 1. 2001 or earlier | 2. 2002 | 3. 2003 |
| 4. 2004 | 5. 2005 | 6. 2006 |
| 7. 2007 | 8. 2008 | 9. 2009 |
| 10. 2010 | 11. 2011 | |

	Percent Responding		Percentages											Max ME
			1	2	3	4	5	6	7	8	9	10	11	
TOTAL FORCE	0	±1	0°	0°	0°	0°	0°	0°	NR	0°	0°	0°	0°	
Total Active Duty	0	±1	0°	0°	0°	0°	0°	0°	NR	0°	0°	0°	0°	
Total Reserve	NA		NA	NA	NA	NA	NA	NA	NA	NA	NA	NA	NA	
Total National Guard	NA		NA	NA	NA	NA	NA	NA	NA	NA	NA	NA	NA	
SERVICE/COMPONENT														
Army/ARNG/USAR	0	±1	0°	0°	0°	0°	0°	0°	NR	0°	0°	0°	0°	
Navy/USNR	NA		NA	NA	NA	NA	NA	NA	NA	NA	NA	NA	NA	
Marine Corps/USMCR	NA		NA	NA	NA	NA	NA	NA	NA	NA	NA	NA	NA	
Air Force/ANG/USAFR	NA		NA	NA	NA	NA	NA	NA	NA	NA	NA	NA	NA	
Coast Guard	NA		NA	NA	NA	NA	NA	NA	NA	NA	NA	NA	NA	
PAYGRADE														
Enlisted	NA		NA	NA	NA	NA	NA	NA	NA	NA	NA	NA	NA	
3 to 5 Years of Service	NA		NA	NA	NA	NA	NA	NA	NA	NA	NA	NA	NA	
6 to 9 Years of Service	NA		NA	NA	NA	NA	NA	NA	NA	NA	NA	NA	NA	
E1 – E4	NA		NA	NA	NA	NA	NA	NA	NA	NA	NA	NA	NA	
E5 – E9	NA		NA	NA	NA	NA	NA	NA	NA	NA	NA	NA	NA	
Officers	0	±1	0°	0°	0°	0°	0°	0°	NR	0°	0°	0°	0°	
W1 – W5	0	±1	0°	0°	0°	0°	0°	0°	NR	0°	0°	0°	0°	
O1 – O3	NA		NA	NA	NA	NA	NA	NA	NA	NA	NA	NA	NA	
O4 – O6	NA		NA	NA	NA	NA	NA	NA	NA	NA	NA	NA	NA	
EDUCATION														
No College	NA		NA	NA	NA	NA	NA	NA	NA	NA	NA	NA	NA	
Some College	NA		NA	NA	NA	NA	NA	NA	NA	NA	NA	NA	NA	
4-Year Degree	NA		NA	NA	NA	NA	NA	NA	NA	NA	NA	NA	NA	
Graduate/Professional Degree	0	±1	0°	0°	0°	0°	0°	0°	NR	0°	0°	0°	0°	
RACE/ETHNICITY														
Non-Hispanic White	NA		NA	NA	NA	NA	NA	NA	NA	NA	NA	NA	NA	
Total Minority	0	±1	0°	0°	0°	0°	0°	0°	NR	0°	0°	0°	0°	
Non-Hispanic Black	NA		NA	NA	NA	NA	NA	NA	NA	NA	NA	NA	NA	
Hispanic	NA		NA	NA	NA	NA	NA	NA	NA	NA	NA	NA	NA	
GENDER														
Male	0	±1	0°	0°	0°	0°	0°	0°	NR	0°	0°	0°	0°	
Female	NA		NA	NA	NA	NA	NA	NA	NA	NA	NA	NA	NA	
SERVICE/COMPONENT BY PAYGRADE														
Army/ARNG/USAR Enlisted	NA		NA	NA	NA	NA	NA	NA	NA	NA	NA	NA	NA	
Army/ARNG/USAR Officers	0	±1	0°	0°	0°	0°	0°	0°	NR	0°	0°	0°	0°	
Navy/USNR Enlisted	NA		NA	NA	NA	NA	NA	NA	NA	NA	NA	NA	NA	
Navy/USNR Officers	NA		NA	NA	NA	NA	NA	NA	NA	NA	NA	NA	NA	
Marine Corps/USMCR Enlisted	NA		NA	NA	NA	NA	NA	NA	NA	NA	NA	NA	NA	
Marine Corps/USMCR Officers	NA		NA	NA	NA	NA	NA	NA	NA	NA	NA	NA	NA	
Air Force/ANG/USAFR Enlisted	NA		NA	NA	NA	NA	NA	NA	NA	NA	NA	NA	NA	
Air Force/ANG/USAFR Officers	NA		NA	NA	NA	NA	NA	NA	NA	NA	NA	NA	NA	
Coast Guard Enlisted	NA		NA	NA	NA	NA	NA	NA	NA	NA	NA	NA	NA	
Coast Guard Officers	NA		NA	NA	NA	NA	NA	NA	NA	NA	NA	NA	NA	

Note. Percent responding are military members who answered the question; who were identified as Army, U.S. Army Reserve, or Army National Guard in the sample frame (June 2011); who were warrant officers (Q1); and who completed SEJPME Course through NDU JFSC (Q35g).

NR: Not reportable

° Response option never endorsed.

NA: Not applicable

36. What year did you complete the following Professional Military Education (PME)?

h. CSEL KEYSTONE Course

- | | | |
|--------------------|----------|---------|
| 1. 2001 or earlier | 2. 2002 | 3. 2003 |
| 4. 2004 | 5. 2005 | 6. 2006 |
| 7. 2007 | 8. 2008 | 9. 2009 |
| 10. 2010 | 11. 2011 | |

	Percent Responding		Percentages											Max ME
			1	2	3	4	5	6	7	8	9	10	11	
TOTAL FORCE	0	±1	NR	0°	0°	0°	0°	0°	0°	0°	0°	0°	0°	
Total Active Duty	0	±1	NR	0°	0°	0°	0°	0°	0°	0°	0°	0°	0°	
Total Reserve	NA		NA	NA	NA	NA	NA	NA	NA	NA	NA	NA	NA	
Total National Guard	NA		NA	NA	NA	NA	NA	NA	NA	NA	NA	NA	NA	
SERVICE/COMPONENT														
Army/ARNG/USAR	0	±1	NR	0°	0°	0°	0°	0°	0°	0°	0°	0°	0°	
Navy/USNR	NA		NA	NA	NA	NA	NA	NA	NA	NA	NA	NA	NA	
Marine Corps/USMCR	NA		NA	NA	NA	NA	NA	NA	NA	NA	NA	NA	NA	
Air Force/ANG/USAFR	NA		NA	NA	NA	NA	NA	NA	NA	NA	NA	NA	NA	
Coast Guard	NA		NA	NA	NA	NA	NA	NA	NA	NA	NA	NA	NA	
PAYGRADE														
Enlisted	NA		NA	NA	NA	NA	NA	NA	NA	NA	NA	NA	NA	
3 to 5 Years of Service	NA		NA	NA	NA	NA	NA	NA	NA	NA	NA	NA	NA	
6 to 9 Years of Service	NA		NA	NA	NA	NA	NA	NA	NA	NA	NA	NA	NA	
E1 – E4	NA		NA	NA	NA	NA	NA	NA	NA	NA	NA	NA	NA	
E5 – E9	NA		NA	NA	NA	NA	NA	NA	NA	NA	NA	NA	NA	
Officers	0	±1	NR	0°	0°	0°	0°	0°	0°	0°	0°	0°	0°	
W1 – W5	0	±1	NR	0°	0°	0°	0°	0°	0°	0°	0°	0°	0°	
O1 – O3	NA		NA	NA	NA	NA	NA	NA	NA	NA	NA	NA	NA	
O4 – O6	NA		NA	NA	NA	NA	NA	NA	NA	NA	NA	NA	NA	
EDUCATION														
No College	NA		NA	NA	NA	NA	NA	NA	NA	NA	NA	NA	NA	
Some College	NA		NA	NA	NA	NA	NA	NA	NA	NA	NA	NA	NA	
4-Year Degree	NA		NA	NA	NA	NA	NA	NA	NA	NA	NA	NA	NA	
Graduate/Professional Degree	0	±1	NR	0°	0°	0°	0°	0°	0°	0°	0°	0°	0°	
RACE/ETHNICITY														
Non-Hispanic White	NA		NA	NA	NA	NA	NA	NA	NA	NA	NA	NA	NA	
Total Minority	0	±1	NR	0°	0°	0°	0°	0°	0°	0°	0°	0°	0°	
Non-Hispanic Black	NA		NA	NA	NA	NA	NA	NA	NA	NA	NA	NA	NA	
Hispanic	0	±1	NR	0°	0°	0°	0°	0°	0°	0°	0°	0°	0°	
GENDER														
Male	NA		NA	NA	NA	NA	NA	NA	NA	NA	NA	NA	NA	
Female	0	±1	NR	0°	0°	0°	0°	0°	0°	0°	0°	0°	0°	
SERVICE/COMPONENT BY PAYGRADE														
Army/ARNG/USAR Enlisted	NA		NA	NA	NA	NA	NA	NA	NA	NA	NA	NA	NA	
Army/ARNG/USAR Officers	0	±1	NR	0°	0°	0°	0°	0°	0°	0°	0°	0°	0°	
Navy/USNR Enlisted	NA		NA	NA	NA	NA	NA	NA	NA	NA	NA	NA	NA	
Navy/USNR Officers	NA		NA	NA	NA	NA	NA	NA	NA	NA	NA	NA	NA	
Marine Corps/USMCR Enlisted	NA		NA	NA	NA	NA	NA	NA	NA	NA	NA	NA	NA	
Marine Corps/USMCR Officers	NA		NA	NA	NA	NA	NA	NA	NA	NA	NA	NA	NA	
Air Force/ANG/USAFR Enlisted	NA		NA	NA	NA	NA	NA	NA	NA	NA	NA	NA	NA	
Air Force/ANG/USAFR Officers	NA		NA	NA	NA	NA	NA	NA	NA	NA	NA	NA	NA	
Coast Guard Enlisted	NA		NA	NA	NA	NA	NA	NA	NA	NA	NA	NA	NA	
Coast Guard Officers	NA		NA	NA	NA	NA	NA	NA	NA	NA	NA	NA	NA	

Note. Percent responding are military members who answered the question; who were identified as Army, U.S. Army Reserve, or Army National Guard in the sample frame (June 2011); who were warrant officers (Q1); and who completed CSEL KEYSTONE Course (Q35h).

NR: Not reportable

° Response option never endorsed.

NA: Not applicable

36. What year did you complete the following Professional Military Education (PME)?**i. Warrant Officer Candidate School (WOCS)**

- | | | |
|--------------------|----------|---------|
| 1. 2001 or earlier | 2. 2002 | 3. 2003 |
| 4. 2004 | 5. 2005 | 6. 2006 |
| 7. 2007 | 8. 2008 | 9. 2009 |
| 10. 2010 | 11. 2011 | |

	Percent Responding		Percentages											Max ME
			1	2	3	4	5	6	7	8	9	10	11	
TOTAL FORCE	1	±1	35	4	5	7	6	8	8	8	7	5	8	±9
Total Active Duty	1	±1	32	6	5	7	7	9	7	5	7	6	9	±12
Total Reserve	1	±1	NR	NR	NR	11	NR	NR	8	8	NR	NR	NR	±16
Total National Guard	2	±1	32	NR	5	5	5	10	8	14	11	NR	NR	±14
SERVICE/COMPONENT														
Army/ARNG/USAR	2	±1	35	4	5	7	6	8	8	8	7	5	8	±9
Navy/USNR	NA		NA	NA	NA	NA	NA	NA	NA	NA	NA	NA	NA	
Marine Corps/USMCR	NA		NA	NA	NA	NA	NA	NA	NA	NA	NA	NA	NA	
Air Force/ANG/USAFR	NA		NA	NA	NA	NA	NA	NA	NA	NA	NA	NA	NA	
Coast Guard	NA		NA	NA	NA	NA	NA	NA	NA	NA	NA	NA	NA	
PAYGRADE														
Enlisted	NA		NA	NA	NA	NA	NA	NA	NA	NA	NA	NA	NA	
3 to 5 Years of Service	NA		NA	NA	NA	NA	NA	NA	NA	NA	NA	NA	NA	
6 to 9 Years of Service	NA		NA	NA	NA	NA	NA	NA	NA	NA	NA	NA	NA	
E1 – E4	NA		NA	NA	NA	NA	NA	NA	NA	NA	NA	NA	NA	
E5 – E9	NA		NA	NA	NA	NA	NA	NA	NA	NA	NA	NA	NA	
Officers	7	±1	35	4	5	7	6	8	8	8	7	5	8	±9
W1 – W5	78	±3	35	4	5	7	6	8	8	8	7	5	8	±9
O1 – O3	NA		NA	NA	NA	NA	NA	NA	NA	NA	NA	NA	NA	
O4 – O6	NA		NA	NA	NA	NA	NA	NA	NA	NA	NA	NA	NA	
EDUCATION														
No College	0	±1	NR	NR	NR	NR	NR	NR	NR	NR	NR	NR	NR	
Some College	1	±1	27	4	4	6	6	7	10	9	8	7	13	±16
4-Year Degree	2	±1	37	6	6	10	5	10	5	10	6	2	2	±10
Graduate/Professional Degree	1	±1	67	NR	NR	NR	6	7	7	NR	4	NR	NR	±16
RACE/ETHNICITY														
Non-Hispanic White	1	±1	39	4	6	7	6	8	7	6	6	3	9	±13
Total Minority	1	±1	26	5	2	7	7	8	9	11	10	8	5	±13
Non-Hispanic Black	1	±1	36	NR	NR	NR	4	8	13	13	6	9	NR	±16
Hispanic	1	±1	NR	NR	NR	NR	NR	NR	NR	NR	NR	NR	NR	
GENDER														
Male	1	±1	36	4	6	8	5	8	9	7	7	5	5	±10
Female	1	±1	27	4	NR	4	11	6	NR	13	7	NR	NR	±18
SERVICE/COMPONENT BY PAYGRADE														
Army/ARNG/USAR Enlisted	NA		NA	NA	NA	NA	NA	NA	NA	NA	NA	NA	NA	
Army/ARNG/USAR Officers	14	±2	35	4	5	7	6	8	8	8	7	5	8	±9
Navy/USNR Enlisted	NA		NA	NA	NA	NA	NA	NA	NA	NA	NA	NA	NA	
Navy/USNR Officers	NA		NA	NA	NA	NA	NA	NA	NA	NA	NA	NA	NA	
Marine Corps/USMCR Enlisted	NA		NA	NA	NA	NA	NA	NA	NA	NA	NA	NA	NA	
Marine Corps/USMCR Officers	NA		NA	NA	NA	NA	NA	NA	NA	NA	NA	NA	NA	
Air Force/ANG/USAFR Enlisted	NA		NA	NA	NA	NA	NA	NA	NA	NA	NA	NA	NA	
Air Force/ANG/USAFR Officers	NA		NA	NA	NA	NA	NA	NA	NA	NA	NA	NA	NA	
Coast Guard Enlisted	NA		NA	NA	NA	NA	NA	NA	NA	NA	NA	NA	NA	
Coast Guard Officers	NA		NA	NA	NA	NA	NA	NA	NA	NA	NA	NA	NA	

Note. Percent responding are military members who answered the question; who were identified as Army, U.S. Army Reserve, or Army National Guard in the sample frame (June 2011); who were warrant officers (Q1); and who completed WOCS (Q35i).

NR: Not reportable

NA: Not applicable

36. What year did you complete the following Professional Military Education (PME)?**k. Warrant Officer Advanced Course (WOAC)**

- | | | |
|--------------------|----------|---------|
| 1. 2001 or earlier | 2. 2002 | 3. 2003 |
| 4. 2004 | 5. 2005 | 6. 2006 |
| 7. 2007 | 8. 2008 | 9. 2009 |
| 10. 2010 | 11. 2011 | |

	Percent Responding		Percentages											Max ME
			1	2	3	4	5	6	7	8	9	10	11	
TOTAL FORCE	1	±1	16	2	9	5	6	5	5	9	8	15	20	±7
Total Active Duty	1	±1	15	3	5	5	3	3	7	9	9	17	24	±9
Total Reserve	1	±1	NR	NR	NR	NR	NR	NR	NR	NR	NR	NR	NR	
Total National Guard	1	±1	17	NR	10	NR	7	7	NR	7	12	14	17	±15
SERVICE/COMPONENT														
Army/ARNG/USAR	1	±1	16	2	9	5	6	5	5	9	8	15	20	±7
Navy/USNR	NA		NA	NA	NA	NA	NA	NA	NA	NA	NA	NA	NA	
Marine Corps/USMCR	NA		NA	NA	NA	NA	NA	NA	NA	NA	NA	NA	NA	
Air Force/ANG/USAFR	NA		NA	NA	NA	NA	NA	NA	NA	NA	NA	NA	NA	
Coast Guard	NA		NA	NA	NA	NA	NA	NA	NA	NA	NA	NA	NA	
PAYGRADE														
Enlisted	NA		NA	NA	NA	NA	NA	NA	NA	NA	NA	NA	NA	
3 to 5 Years of Service	NA		NA	NA	NA	NA	NA	NA	NA	NA	NA	NA	NA	
6 to 9 Years of Service	NA		NA	NA	NA	NA	NA	NA	NA	NA	NA	NA	NA	
E1 – E4	NA		NA	NA	NA	NA	NA	NA	NA	NA	NA	NA	NA	
E5 – E9	NA		NA	NA	NA	NA	NA	NA	NA	NA	NA	NA	NA	
Officers	4	±1	16	2	9	5	6	5	5	9	8	15	20	±7
W1 – W5	47	±5	16	2	9	5	6	5	5	9	8	15	20	±7
O1 – O3	NA		NA	NA	NA	NA	NA	NA	NA	NA	NA	NA	NA	
O4 – O6	NA		NA	NA	NA	NA	NA	NA	NA	NA	NA	NA	NA	
EDUCATION														
No College	0	±1	NR	NR	NR	NR	NR	NR	NR	NR	NR	NR	NR	
Some College	1	±1	13	NR	10	1	6	9	7	7	6	17	24	±11
4-Year Degree	1	±1	20	NR	5	4	4	4	4	13	10	14	19	±12
Graduate/Professional Degree	1	±1	13	8	17	15	NR	NR	NR	8	NR	14	8	±17
RACE/ETHNICITY														
Non-Hispanic White	1	±1	19	1	10	5	7	4	6	8	9	11	21	±8
Total Minority	0	±1	6	6	8	4	NR	9	4	13	4	27	18	±15
Non-Hispanic Black	1	±1	NR	NR	NR	NR	NR	NR	NR	NR	NR	NR	NR	
Hispanic	0	±1	NR	NR	NR	NR	NR	NR	NR	NR	NR	NR	NR	
GENDER														
Male	1	±1	16	2	9	5	4	6	5	8	8	16	20	±7
Female	0	±1	NR	NR	NR	NR	NR	NR	NR	NR	NR	NR	NR	
SERVICE/COMPONENT BY PAYGRADE														
Army/ARNG/USAR Enlisted	NA		NA	NA	NA	NA	NA	NA	NA	NA	NA	NA	NA	
Army/ARNG/USAR Officers	9	±1	16	2	9	5	6	5	5	9	8	15	20	±7
Navy/USNR Enlisted	NA		NA	NA	NA	NA	NA	NA	NA	NA	NA	NA	NA	
Navy/USNR Officers	NA		NA	NA	NA	NA	NA	NA	NA	NA	NA	NA	NA	
Marine Corps/USMCR Enlisted	NA		NA	NA	NA	NA	NA	NA	NA	NA	NA	NA	NA	
Marine Corps/USMCR Officers	NA		NA	NA	NA	NA	NA	NA	NA	NA	NA	NA	NA	
Air Force/ANG/USAFR Enlisted	NA		NA	NA	NA	NA	NA	NA	NA	NA	NA	NA	NA	
Air Force/ANG/USAFR Officers	NA		NA	NA	NA	NA	NA	NA	NA	NA	NA	NA	NA	
Coast Guard Enlisted	NA		NA	NA	NA	NA	NA	NA	NA	NA	NA	NA	NA	
Coast Guard Officers	NA		NA	NA	NA	NA	NA	NA	NA	NA	NA	NA	NA	

Note. Percent responding are military members who answered the question; who were identified as Army, U.S. Army Reserve, or Army National Guard in the sample frame (June 2011); who were warrant officers (Q1); and who completed WOAC (Q35k).

NR: Not reportable

NA: Not applicable

36. What year did you complete the following Professional Military Education (PME)?

I. Warrant Officer Staff Course (WOSC)

- | | | |
|--------------------|----------|---------|
| 1. 2001 or earlier | 2. 2002 | 3. 2003 |
| 4. 2004 | 5. 2005 | 6. 2006 |
| 7. 2007 | 8. 2008 | 9. 2009 |
| 10. 2010 | 11. 2011 | |

	Percent Responding		Percentages											Max ME
			1	2	3	4	5	6	7	8	9	10	11	
TOTAL FORCE	0	±1	4	0°	4	8	8	7	17	5	10	15	21	±12
Total Active Duty	0	±1	NR	0°	NR	NR	NR	8	17	NR	14	17	22	±17
Total Reserve	0	±1	NR	0°	NR	NR	NR	NR	NR	NR	NR	NR	NR	±0
Total National Guard	0	±1	NR	0°	NR	NR	NR	NR	NR	NR	NR	NR	NR	±0
SERVICE/COMPONENT														
Army/ARNG/USAR	1	±1	4	0°	4	8	8	7	17	5	10	15	21	±12
Navy/USNR	NA		NA	NA	NA	NA	NA	NA	NA	NA	NA	NA	NA	
Marine Corps/USMCR	NA		NA	NA	NA	NA	NA	NA	NA	NA	NA	NA	NA	
Air Force/ANG/USAFR	NA		NA	NA	NA	NA	NA	NA	NA	NA	NA	NA	NA	
Coast Guard	NA		NA	NA	NA	NA	NA	NA	NA	NA	NA	NA	NA	
PAYGRADE														
Enlisted	NA		NA	NA	NA	NA	NA	NA	NA	NA	NA	NA	NA	
3 to 5 Years of Service	NA		NA	NA	NA	NA	NA	NA	NA	NA	NA	NA	NA	
6 to 9 Years of Service	NA		NA	NA	NA	NA	NA	NA	NA	NA	NA	NA	NA	
E1 – E4	NA		NA	NA	NA	NA	NA	NA	NA	NA	NA	NA	NA	
E5 – E9	NA		NA	NA	NA	NA	NA	NA	NA	NA	NA	NA	NA	
Officers	2	±1	4	0°	4	8	8	7	17	5	10	15	21	±12
W1 – W5	17	±4	4	0°	4	8	8	7	17	5	10	15	21	±12
O1 – O3	NA		NA	NA	NA	NA	NA	NA	NA	NA	NA	NA	NA	
O4 – O6	NA		NA	NA	NA	NA	NA	NA	NA	NA	NA	NA	NA	
EDUCATION														
No College	NA		NA	NA	NA	NA	NA	NA	NA	NA	NA	NA	NA	
Some College	0	±1	NR	0°	NR	NR	NR	NR	NR	NR	NR	NR	NR	±0
4-Year Degree	0	±1	NR	0°	NR	NR	NR	NR	NR	NR	NR	NR	NR	±0
Graduate/Professional Degree	1	±1	NR	0°	NR	NR	NR	NR	NR	NR	NR	NR	NR	±0
RACE/ETHNICITY														
Non-Hispanic White	0	±1	4	0°	6	9	8	8	15	7	10	13	19	±14
Total Minority	0	±1	NR	0°	NR	NR	NR	NR	NR	NR	NR	NR	NR	±0
Non-Hispanic Black	0	±1	NR	0°	NR	NR	NR	NR	NR	NR	NR	NR	NR	±0
Hispanic	0	±1	NR	0°	NR	NR	NR	NR	NR	NR	NR	NR	NR	
GENDER														
Male	0	±1	5	0°	5	9	9	6	15	6	11	13	20	±13
Female	0	±1	NR	0°	NR	NR	NR	NR	NR	NR	NR	NR	NR	±0
SERVICE/COMPONENT BY PAYGRADE														
Army/ARNG/USAR Enlisted	NA		NA	NA	NA	NA	NA	NA	NA	NA	NA	NA	NA	
Army/ARNG/USAR Officers	3	±1	4	0°	4	8	8	7	17	5	10	15	21	±12
Navy/USNR Enlisted	NA		NA	NA	NA	NA	NA	NA	NA	NA	NA	NA	NA	
Navy/USNR Officers	NA		NA	NA	NA	NA	NA	NA	NA	NA	NA	NA	NA	
Marine Corps/USMCR Enlisted	NA		NA	NA	NA	NA	NA	NA	NA	NA	NA	NA	NA	
Marine Corps/USMCR Officers	NA		NA	NA	NA	NA	NA	NA	NA	NA	NA	NA	NA	
Air Force/ANG/USAFR Enlisted	NA		NA	NA	NA	NA	NA	NA	NA	NA	NA	NA	NA	
Air Force/ANG/USAFR Officers	NA		NA	NA	NA	NA	NA	NA	NA	NA	NA	NA	NA	
Coast Guard Enlisted	NA		NA	NA	NA	NA	NA	NA	NA	NA	NA	NA	NA	
Coast Guard Officers	NA		NA	NA	NA	NA	NA	NA	NA	NA	NA	NA	NA	

Note. Percent responding are military members who answered the question; who were identified as Army, U.S. Army Reserve, or Army National Guard in the sample frame (June 2011); who were warrant officers (Q1); and who completed WOSC (Q35I).

NR: Not reportable

° Response option never endorsed.

NA: Not applicable

36. What year did you complete the following Professional Military Education (PME)?**m. Warrant Officer Senior Staff Course (WOSSC)**

- | | | |
|--------------------|----------|---------|
| 1. 2001 or earlier | 2. 2002 | 3. 2003 |
| 4. 2004 | 5. 2005 | 6. 2006 |
| 7. 2007 | 8. 2008 | 9. 2009 |
| 10. 2010 | 11. 2011 | |

	Percent Responding		Percentages											Max ME	
			1	2	3	4	5	6	7	8	9	10	11		
TOTAL FORCE	0	±1	NR	NR	NR	NR	0°	NR	NR	NR	NR	NR	NR	NR	±0
Total Active Duty	0	±1	NR	NR	NR	NR	0°	NR	NR	NR	NR	NR	NR	NR	±0
Total Reserve	0	±1	NR	NR	NR	NR	0°	NR	NR	NR	NR	NR	NR	NR	
Total National Guard	0	±1	NR	NR	NR	NR	0°	NR	NR	NR	NR	NR	NR	NR	
SERVICE/COMPONENT															
Army/ARNG/USAR	0	±1	NR	NR	NR	NR	0°	NR	NR	NR	NR	NR	NR	NR	±0
Navy/USNR	NA		NA	NA	NA	NA	NA	NA	NA	NA	NA	NA	NA	NA	
Marine Corps/USMCR	NA		NA	NA	NA	NA	NA	NA	NA	NA	NA	NA	NA	NA	
Air Force/ANG/USAFR	NA		NA	NA	NA	NA	NA	NA	NA	NA	NA	NA	NA	NA	
Coast Guard	NA		NA	NA	NA	NA	NA	NA	NA	NA	NA	NA	NA	NA	
PAYGRADE															
Enlisted	NA		NA	NA	NA	NA	NA	NA	NA	NA	NA	NA	NA	NA	
3 to 5 Years of Service	NA		NA	NA	NA	NA	NA	NA	NA	NA	NA	NA	NA	NA	
6 to 9 Years of Service	NA		NA	NA	NA	NA	NA	NA	NA	NA	NA	NA	NA	NA	
E1 – E4	NA		NA	NA	NA	NA	NA	NA	NA	NA	NA	NA	NA	NA	
E5 – E9	NA		NA	NA	NA	NA	NA	NA	NA	NA	NA	NA	NA	NA	
Officers	0	±1	NR	NR	NR	NR	0°	NR	NR	NR	NR	NR	NR	NR	±0
W1 – W5	5	±3	NR	NR	NR	NR	0°	NR	NR	NR	NR	NR	NR	NR	±0
O1 – O3	NA		NA	NA	NA	NA	NA	NA	NA	NA	NA	NA	NA	NA	
O4 – O6	NA		NA	NA	NA	NA	NA	NA	NA	NA	NA	NA	NA	NA	
EDUCATION															
No College	NA		NA	NA	NA	NA	NA	NA	NA	NA	NA	NA	NA	NA	
Some College	0	±1	NR	NR	NR	NR	0°	NR	NR	NR	NR	NR	NR	NR	±0
4-Year Degree	0	±1	NR	NR	NR	NR	0°	NR	NR	NR	NR	NR	NR	NR	±0
Graduate/Professional Degree	0	±1	NR	NR	NR	NR	0°	NR	NR	NR	NR	NR	NR	NR	±0
RACE/ETHNICITY															
Non-Hispanic White	0	±1	NR	NR	NR	NR	0°	NR	NR	NR	NR	NR	NR	NR	±0
Total Minority	0	±1	NR	NR	NR	NR	0°	NR	NR	NR	NR	NR	NR	NR	±0
Non-Hispanic Black	0	±1	NR	NR	NR	NR	0°	NR	NR	NR	NR	NR	NR	NR	
Hispanic	0	±1	NR	NR	NR	NR	0°	NR	NR	NR	NR	NR	NR	NR	
GENDER															
Male	0	±1	NR	NR	NR	NR	0°	NR	NR	NR	NR	NR	NR	NR	±0
Female	0	±1	NR	NR	NR	NR	0°	NR	NR	NR	NR	NR	NR	NR	
SERVICE/COMPONENT BY PAYGRADE															
Army/ARNG/USAR Enlisted	NA		NA	NA	NA	NA	NA	NA	NA	NA	NA	NA	NA	NA	
Army/ARNG/USAR Officers	1	±1	NR	NR	NR	NR	0°	NR	NR	NR	NR	NR	NR	NR	±0
Navy/USNR Enlisted	NA		NA	NA	NA	NA	NA	NA	NA	NA	NA	NA	NA	NA	
Navy/USNR Officers	NA		NA	NA	NA	NA	NA	NA	NA	NA	NA	NA	NA	NA	
Marine Corps/USMCR Enlisted	NA		NA	NA	NA	NA	NA	NA	NA	NA	NA	NA	NA	NA	
Marine Corps/USMCR Officers	NA		NA	NA	NA	NA	NA	NA	NA	NA	NA	NA	NA	NA	
Air Force/ANG/USAFR Enlisted	NA		NA	NA	NA	NA	NA	NA	NA	NA	NA	NA	NA	NA	
Air Force/ANG/USAFR Officers	NA		NA	NA	NA	NA	NA	NA	NA	NA	NA	NA	NA	NA	
Coast Guard Enlisted	NA		NA	NA	NA	NA	NA	NA	NA	NA	NA	NA	NA	NA	
Coast Guard Officers	NA		NA	NA	NA	NA	NA	NA	NA	NA	NA	NA	NA	NA	

Note. Percent responding are military members who answered the question; who were identified as Army, U.S. Army Reserve, or Army National Guard in the sample frame (June 2011); who were warrant officers (Q1); and who completed WOSSC (Q35m).

NR: Not reportable

° Response option never endorsed.

NA: Not applicable

37. Have you completed the following Professional Military Education (PME)?

- a. US Naval War College (USNWC) b. Joint Forces Staff College (JFSC) c. Naval Postgraduate School (NPS)
d. Industrial College of the Armed Forces (ICAF) e. National War College (NWC) f. Sister School Command and Staff College (Air, Army, Marine Corps)
g. Sister School Advanced Intermediate Program (School of Advanced Air and Space Studies/Advanced Studies Military Program at SAMS/School of Advanced Warfighting or SAW) h. Sister School War College (Air, Army, Marine Corps) i. Other

	Percent Responding		Percentages									Max ME
			a	b	c	d	e	f	g	h	i	
TOTAL FORCE	3	±1	11	3	10	0	0	5	0°	1	6	±6
Total Active Duty	4	±1	10	4	11	0	1	5	0°	2	5	±7
Total Reserve	3	±1	13	2	6	NR	NR	7	0°	NR	9	±9
Total National Guard	NA		NA	NA	NA	NA	NA	NA	NA	NA	NA	
SERVICE/COMPONENT												
Army/ARNG/USAR	NA		NA	NA	NA	NA	NA	NA	NA	NA	NA	
Navy/USNR	17	±1	11	3	10	0	0	5	0°	1	6	±6
Marine Corps/USMCR	NA		NA	NA	NA	NA	NA	NA	NA	NA	NA	
Air Force/ANG/USAFR	NA		NA	NA	NA	NA	NA	NA	NA	NA	NA	
Coast Guard	NA		NA	NA	NA	NA	NA	NA	NA	NA	NA	
PAYGRADE												
Enlisted	NA		NA	NA	NA	NA	NA	NA	NA	NA	NA	
3 to 5 Years of Service	NA		NA	NA	NA	NA	NA	NA	NA	NA	NA	
6 to 9 Years of Service	NA		NA	NA	NA	NA	NA	NA	NA	NA	NA	
E1 – E4	NA		NA	NA	NA	NA	NA	NA	NA	NA	NA	
E5 – E9	NA		NA	NA	NA	NA	NA	NA	NA	NA	NA	
Officers	17	±1	11	3	10	0	0	5	0°	1	6	±6
W1 – W5	NA		NA	NA	NA	NA	NA	NA	NA	NA	NA	
O1 – O3	17	±2	4	1	4	0	0	0	0°	0	2	±5
O4 – O6	21	±2	18	6	16	0	1	11	0°	2	9	±9
EDUCATION												
No College	0	±1	NR	NR	NR	NR	NR	NR	0°	NR	NR	
Some College	0	±1	NR	NR	NR	NR	NR	NR	0°	NR	NR	±0
4-Year Degree	5	±1	1	NR	NR	NR	NR	3	0°	NR	1	±4
Graduate/Professional Degree	16	±3	17	5	17	0	1	7	0°	2	9	±8
RACE/ETHNICITY												
Non-Hispanic White	4	±1	12	4	7	0	0	6	0°	1	6	±4
Total Minority	2	±1	8	2	17	NR	1	3	0°	1	3	±18
Non-Hispanic Black	1	±1	4	4	NR	NR	NR	7	0°	NR	NR	±10
Hispanic	2	±2	13	NR	NR	NR	NR	NR	0°	NR	3	±14
GENDER												
Male	3	±1	11	4	10	0	0	6	0°	1	6	±7
Female	3	±1	10	2	10	1	1	4	0°	NR	3	±10
SERVICE/COMPONENT BY PAYGRADE												
Army/ARNG/USAR Enlisted	NA		NA	NA	NA	NA	NA	NA	NA	NA	NA	
Army/ARNG/USAR Officers	NA		NA	NA	NA	NA	NA	NA	NA	NA	NA	
Navy/USNR Enlisted	NA		NA	NA	NA	NA	NA	NA	NA	NA	NA	
Navy/USNR Officers	96	±2	11	3	10	0	0	5	0°	1	6	±6
Marine Corps/USMCR Enlisted	NA		NA	NA	NA	NA	NA	NA	NA	NA	NA	
Marine Corps/USMCR Officers	NA		NA	NA	NA	NA	NA	NA	NA	NA	NA	
Air Force/ANG/USAFR Enlisted	NA		NA	NA	NA	NA	NA	NA	NA	NA	NA	
Air Force/ANG/USAFR Officers	NA		NA	NA	NA	NA	NA	NA	NA	NA	NA	
Coast Guard Enlisted	NA		NA	NA	NA	NA	NA	NA	NA	NA	NA	
Coast Guard Officers	NA		NA	NA	NA	NA	NA	NA	NA	NA	NA	

Note. Percent responding are military members who answered the question, who were identified as Navy or U.S. Navy Reserve in the sample frame (June 2011), and who were commissioned officers (Q1).

NR: Not reportable

° Response option never endorsed.

NA: Not applicable

38. What year did you complete the following Professional Military Education (PME)?

a. US Naval War College (USNWC)

- | | | |
|--------------------|----------|---------|
| 1. 2001 or earlier | 2. 2002 | 3. 2003 |
| 4. 2004 | 5. 2005 | 6. 2006 |
| 7. 2007 | 8. 2008 | 9. 2009 |
| 10. 2010 | 11. 2011 | |

	Percent Responding		Percentages											Max ME
			1	2	3	4	5	6	7	8	9	10	11	
TOTAL FORCE	0	±1	8	0°	4	3	12	10	8	12	13	16	14	±15
Total Active Duty	0	±1	8	0°	6	4	13	13	4	12	NR	NR	11	±17
Total Reserve	0	±1	NR	0°	NR	NR	NR	NR	NR	NR	NR	NR	NR	±0
Total National Guard	NA		NA	NA	NA	NA	NA	NA	NA	NA	NA	NA	NA	
SERVICE/COMPONENT														
Army/ARNG/USAR	NA		NA	NA	NA	NA	NA	NA	NA	NA	NA	NA	NA	
Navy/USNR	2	±1	8	0°	4	3	12	10	8	12	13	16	14	±15
Marine Corps/USMCR	NA		NA	NA	NA	NA	NA	NA	NA	NA	NA	NA	NA	
Air Force/ANG/USAFR	NA		NA	NA	NA	NA	NA	NA	NA	NA	NA	NA	NA	
Coast Guard	NA		NA	NA	NA	NA	NA	NA	NA	NA	NA	NA	NA	
PAYGRADE														
Enlisted	NA		NA	NA	NA	NA	NA	NA	NA	NA	NA	NA	NA	
3 to 5 Years of Service	NA		NA	NA	NA	NA	NA	NA	NA	NA	NA	NA	NA	
6 to 9 Years of Service	NA		NA	NA	NA	NA	NA	NA	NA	NA	NA	NA	NA	
E1 – E4	NA		NA	NA	NA	NA	NA	NA	NA	NA	NA	NA	NA	
E5 – E9	NA		NA	NA	NA	NA	NA	NA	NA	NA	NA	NA	NA	
Officers	2	±1	8	0°	4	3	12	10	8	12	13	16	14	±15
W1 – W5	NA		NA	NA	NA	NA	NA	NA	NA	NA	NA	NA	NA	
O1 – O3	1	±1	NR	0°	NR	NR	NR	NR	NR	NR	NR	NR	NR	±0
O4 – O6	4	±1	10	0°	5	3	15	8	10	14	11	7	16	±14
EDUCATION														
No College	NA		NA	NA	NA	NA	NA	NA	NA	NA	NA	NA	NA	
Some College	0	±1	NR	0°	NR	NR	NR	NR	NR	NR	NR	NR	NR	
4-Year Degree	0	±1	NR	0°	NR	NR	NR	NR	NR	NR	NR	NR	NR	
Graduate/Professional Degree	3	±1	9	0°	5	3	13	11	8	12	14	13	13	±15
RACE/ETHNICITY														
Non-Hispanic White	0	±1	6	0°	4	NR	11	12	9	13	13	17	15	±17
Total Minority	0	±1	NR	0°	NR	NR	NR	NR	NR	NR	NR	NR	NR	±0
Non-Hispanic Black	0	±1	NR	0°	NR	NR	NR	NR	NR	NR	NR	NR	NR	
Hispanic	0	±1	NR	0°	NR	NR	NR	NR	NR	NR	NR	NR	NR	±0
GENDER														
Male	0	±1	8	0°	4	NR	12	12	9	12	13	17	11	±17
Female	0	±1	NR	0°	NR	NR	NR	NR	NR	NR	NR	NR	NR	±0
SERVICE/COMPONENT BY PAYGRADE														
Army/ARNG/USAR Enlisted	NA		NA	NA	NA	NA	NA	NA	NA	NA	NA	NA	NA	
Army/ARNG/USAR Officers	NA		NA	NA	NA	NA	NA	NA	NA	NA	NA	NA	NA	
Navy/USNR Enlisted	NA		NA	NA	NA	NA	NA	NA	NA	NA	NA	NA	NA	
Navy/USNR Officers	11	±3	8	0°	4	3	12	10	8	12	13	16	14	±15
Marine Corps/USMCR Enlisted	NA		NA	NA	NA	NA	NA	NA	NA	NA	NA	NA	NA	
Marine Corps/USMCR Officers	NA		NA	NA	NA	NA	NA	NA	NA	NA	NA	NA	NA	
Air Force/ANG/USAFR Enlisted	NA		NA	NA	NA	NA	NA	NA	NA	NA	NA	NA	NA	
Air Force/ANG/USAFR Officers	NA		NA	NA	NA	NA	NA	NA	NA	NA	NA	NA	NA	
Coast Guard Enlisted	NA		NA	NA	NA	NA	NA	NA	NA	NA	NA	NA	NA	
Coast Guard Officers	NA		NA	NA	NA	NA	NA	NA	NA	NA	NA	NA	NA	

Note. Percent responding are military members who answered the question, who were identified as Navy or U.S. Navy Reserve in the sample frame (June 2011), who were commissioned officers (Q1), and who completed USNWC (Q37a).

NR: Not reportable

° Response option never endorsed.

NA: Not applicable

38. What year did you complete the following Professional Military Education (PME)?**b. Joint Forces Staff College (JFSC)**

- | | | |
|--------------------|----------|---------|
| 1. 2001 or earlier | 2. 2002 | 3. 2003 |
| 4. 2004 | 5. 2005 | 6. 2006 |
| 7. 2007 | 8. 2008 | 9. 2009 |
| 10. 2010 | 11. 2011 | |

	Percent Responding		Percentages											Max ME
			1	2	3	4	5	6	7	8	9	10	11	
TOTAL FORCE	0	±1	NR	NR	0°	0°	NR	NR	NR	NR	0°	NR	NR	±0
Total Active Duty	0	±1	NR	NR	0°	0°	NR	NR	NR	NR	0°	NR	NR	±0
Total Reserve	0	±1	NR	NR	0°	0°	NR	NR	NR	NR	0°	NR	NR	
Total National Guard	NA		NA	NA	NA	NA	NA	NA	NA	NA	NA	NA	NA	
SERVICE/COMPONENT														
Army/ARNG/USAR	NA		NA	NA	NA	NA	NA	NA	NA	NA	NA	NA	NA	
Navy/USNR	1	±1	NR	NR	0°	0°	NR	NR	NR	NR	0°	NR	NR	±0
Marine Corps/USMCR	NA		NA	NA	NA	NA	NA	NA	NA	NA	NA	NA	NA	
Air Force/ANG/USAFR	NA		NA	NA	NA	NA	NA	NA	NA	NA	NA	NA	NA	
Coast Guard	NA		NA	NA	NA	NA	NA	NA	NA	NA	NA	NA	NA	
PAYGRADE														
Enlisted	NA		NA	NA	NA	NA	NA	NA	NA	NA	NA	NA	NA	
3 to 5 Years of Service	NA		NA	NA	NA	NA	NA	NA	NA	NA	NA	NA	NA	
6 to 9 Years of Service	NA		NA	NA	NA	NA	NA	NA	NA	NA	NA	NA	NA	
E1 – E4	NA		NA	NA	NA	NA	NA	NA	NA	NA	NA	NA	NA	
E5 – E9	NA		NA	NA	NA	NA	NA	NA	NA	NA	NA	NA	NA	
Officers	1	±1	NR	NR	0°	0°	NR	NR	NR	NR	0°	NR	NR	±0
W1 – W5	NA		NA	NA	NA	NA	NA	NA	NA	NA	NA	NA	NA	
O1 – O3	0	±1	NR	NR	0°	0°	NR	NR	NR	NR	0°	NR	NR	
O4 – O6	1	±1	NR	NR	0°	0°	NR	NR	NR	NR	0°	NR	NR	±0
EDUCATION														
No College	NA		NA	NA	NA	NA	NA	NA	NA	NA	NA	NA	NA	
Some College	0	±1	NR	NR	0°	0°	NR	NR	NR	NR	0°	NR	NR	
4-Year Degree	NA		NA	NA	NA	NA	NA	NA	NA	NA	NA	NA	NA	
Graduate/Professional Degree	1	±1	NR	NR	0°	0°	NR	NR	NR	NR	0°	NR	NR	±0
RACE/ETHNICITY														
Non-Hispanic White	0	±1	NR	NR	0°	0°	NR	NR	NR	NR	0°	NR	NR	±0
Total Minority	0	±1	NR	NR	0°	0°	NR	NR	NR	NR	0°	NR	NR	
Non-Hispanic Black	0	±1	NR	NR	0°	0°	NR	NR	NR	NR	0°	NR	NR	
Hispanic	0	±1	NR	NR	0°	0°	NR	NR	NR	NR	0°	NR	NR	
GENDER														
Male	0	±1	NR	NR	0°	0°	NR	NR	NR	NR	0°	NR	NR	±0
Female	0	±1	NR	NR	0°	0°	NR	NR	NR	NR	0°	NR	NR	
SERVICE/COMPONENT BY PAYGRADE														
Army/ARNG/USAR Enlisted	NA		NA	NA	NA	NA	NA	NA	NA	NA	NA	NA	NA	
Army/ARNG/USAR Officers	NA		NA	NA	NA	NA	NA	NA	NA	NA	NA	NA	NA	
Navy/USNR Enlisted	NA		NA	NA	NA	NA	NA	NA	NA	NA	NA	NA	NA	
Navy/USNR Officers	3	±2	NR	NR	0°	0°	NR	NR	NR	NR	0°	NR	NR	±0
Marine Corps/USMCR Enlisted	NA		NA	NA	NA	NA	NA	NA	NA	NA	NA	NA	NA	
Marine Corps/USMCR Officers	NA		NA	NA	NA	NA	NA	NA	NA	NA	NA	NA	NA	
Air Force/ANG/USAFR Enlisted	NA		NA	NA	NA	NA	NA	NA	NA	NA	NA	NA	NA	
Air Force/ANG/USAFR Officers	NA		NA	NA	NA	NA	NA	NA	NA	NA	NA	NA	NA	
Coast Guard Enlisted	NA		NA	NA	NA	NA	NA	NA	NA	NA	NA	NA	NA	
Coast Guard Officers	NA		NA	NA	NA	NA	NA	NA	NA	NA	NA	NA	NA	

Note. Percent responding are military members who answered the question, who were identified as Navy or U.S. Navy Reserve in the sample frame (June 2011), who were commissioned officers (Q1), and who completed JFSC (Q37b).

NR: Not reportable

° Response option never endorsed.

NA: Not applicable

38. What year did you complete the following Professional Military Education (PME)?

c. Naval Postgraduate School (NPS)

- | | | |
|--------------------|----------|---------|
| 1. 2001 or earlier | 2. 2002 | 3. 2003 |
| 4. 2004 | 5. 2005 | 6. 2006 |
| 7. 2007 | 8. 2008 | 9. 2009 |
| 10. 2010 | 11. 2011 | |

	Percent Responding		Percentages											Max ME
			1	2	3	4	5	6	7	8	9	10	11	
TOTAL FORCE	0	±1	19	3	0°	NR	NR	11	NR	NR	NR	5	NR	±16
Total Active Duty	0	±1	16	4	0°	NR	NR	13	NR	NR	NR	6	NR	±16
Total Reserve	0	±1	NR	NR	0°	NR	NR	NR	NR	NR	NR	NR	NR	±0
Total National Guard	NA		NA	NA	NA	NA	NA	NA	NA	NA	NA	NA	NA	
SERVICE/COMPONENT														
Army/ARNG/USAR	NA		NA	NA	NA	NA	NA	NA	NA	NA	NA	NA	NA	
Navy/USNR	2	±1	19	3	0°	NR	NR	11	NR	NR	NR	5	NR	±16
Marine Corps/USMCR	NA		NA	NA	NA	NA	NA	NA	NA	NA	NA	NA	NA	
Air Force/ANG/USAFR	NA		NA	NA	NA	NA	NA	NA	NA	NA	NA	NA	NA	
Coast Guard	NA		NA	NA	NA	NA	NA	NA	NA	NA	NA	NA	NA	
PAYGRADE														
Enlisted	NA		NA	NA	NA	NA	NA	NA	NA	NA	NA	NA	NA	
3 to 5 Years of Service	NA		NA	NA	NA	NA	NA	NA	NA	NA	NA	NA	NA	
6 to 9 Years of Service	NA		NA	NA	NA	NA	NA	NA	NA	NA	NA	NA	NA	
E1 – E4	NA		NA	NA	NA	NA	NA	NA	NA	NA	NA	NA	NA	
E5 – E9	NA		NA	NA	NA	NA	NA	NA	NA	NA	NA	NA	NA	
Officers	2	±1	19	3	0°	NR	NR	11	NR	NR	NR	5	NR	±16
W1 – W5	NA		NA	NA	NA	NA	NA	NA	NA	NA	NA	NA	NA	
O1 – O3	1	±1	NR	NR	0°	NR	NR	NR	NR	NR	NR	NR	NR	±0
O4 – O6	3	±2	NR	NR	0°	NR	NR	NR	NR	NR	NR	7	NR	±14
EDUCATION														
No College	NA		NA	NA	NA	NA	NA	NA	NA	NA	NA	NA	NA	
Some College	NA		NA	NA	NA	NA	NA	NA	NA	NA	NA	NA	NA	
4-Year Degree	NA		NA	NA	NA	NA	NA	NA	NA	NA	NA	NA	NA	
Graduate/Professional Degree	3	±2	19	3	0°	NR	NR	11	NR	NR	NR	5	NR	±16
RACE/ETHNICITY														
Non-Hispanic White	0	±1	NR	NR	0°	NR	NR	NR	NR	NR	NR	NR	NR	±0
Total Minority	0	±1	NR	NR	0°	NR	NR	NR	NR	NR	NR	NR	NR	±0
Non-Hispanic Black	0	±1	NR	NR	0°	NR	NR	NR	NR	NR	NR	NR	NR	
Hispanic	1	±1	NR	NR	0°	NR	NR	NR	NR	NR	NR	NR	NR	±0
GENDER														
Male	0	±1	NR	NR	0°	NR	NR	11	NR	NR	NR	NR	NR	±16
Female	0	±1	NR	NR	0°	NR	NR	NR	NR	NR	NR	NR	NR	±0
SERVICE/COMPONENT BY PAYGRADE														
Army/ARNG/USAR Enlisted	NA		NA	NA	NA	NA	NA	NA	NA	NA	NA	NA	NA	
Army/ARNG/USAR Officers	NA		NA	NA	NA	NA	NA	NA	NA	NA	NA	NA	NA	
Navy/USNR Enlisted	NA		NA	NA	NA	NA	NA	NA	NA	NA	NA	NA	NA	
Navy/USNR Officers	10	±5	19	3	0°	NR	NR	11	NR	NR	NR	5	NR	±16
Marine Corps/USMCR Enlisted	NA		NA	NA	NA	NA	NA	NA	NA	NA	NA	NA	NA	
Marine Corps/USMCR Officers	NA		NA	NA	NA	NA	NA	NA	NA	NA	NA	NA	NA	
Air Force/ANG/USAFR Enlisted	NA		NA	NA	NA	NA	NA	NA	NA	NA	NA	NA	NA	
Air Force/ANG/USAFR Officers	NA		NA	NA	NA	NA	NA	NA	NA	NA	NA	NA	NA	
Coast Guard Enlisted	NA		NA	NA	NA	NA	NA	NA	NA	NA	NA	NA	NA	
Coast Guard Officers	NA		NA	NA	NA	NA	NA	NA	NA	NA	NA	NA	NA	

Note. Percent responding are military members who answered the question, who were identified as Navy or U.S. Navy Reserve in the sample frame (June 2011), who were commissioned officers (Q1), and who completed NPS (Q37c).

NR: Not reportable

° Response option never endorsed.

NA: Not applicable

38. What year did you complete the following Professional Military Education (PME)?

d. Industrial College of the Armed Forces (ICAF)

- | | | |
|--------------------|----------|---------|
| 1. 2001 or earlier | 2. 2002 | 3. 2003 |
| 4. 2004 | 5. 2005 | 6. 2006 |
| 7. 2007 | 8. 2008 | 9. 2009 |
| 10. 2010 | 11. 2011 | |

	Percent Responding		Percentages											Max ME
			1	2	3	4	5	6	7	8	9	10	11	
TOTAL FORCE	0	±1	0°	NR	0°	0°	0°	0°	0°	0°	0°	0°	0°	
Total Active Duty	0	±1	0°	NR	0°	0°	0°	0°	0°	0°	0°	0°	0°	
Total Reserve	NA		NA	NA	NA	NA	NA	NA	NA	NA	NA	NA	NA	
Total National Guard	NA		NA	NA	NA	NA	NA	NA	NA	NA	NA	NA	NA	
SERVICE/COMPONENT														
Army/ARNG/USAR	NA		NA	NA	NA	NA	NA	NA	NA	NA	NA	NA	NA	
Navy/USNR	0	±1	0°	NR	0°	0°	0°	0°	0°	0°	0°	0°	0°	
Marine Corps/USMCR	NA		NA	NA	NA	NA	NA	NA	NA	NA	NA	NA	NA	
Air Force/ANG/USAFR	NA		NA	NA	NA	NA	NA	NA	NA	NA	NA	NA	NA	
Coast Guard	NA		NA	NA	NA	NA	NA	NA	NA	NA	NA	NA	NA	
PAYGRADE														
Enlisted	NA		NA	NA	NA	NA	NA	NA	NA	NA	NA	NA	NA	
3 to 5 Years of Service	NA		NA	NA	NA	NA	NA	NA	NA	NA	NA	NA	NA	
6 to 9 Years of Service	NA		NA	NA	NA	NA	NA	NA	NA	NA	NA	NA	NA	
E1 – E4	NA		NA	NA	NA	NA	NA	NA	NA	NA	NA	NA	NA	
E5 – E9	NA		NA	NA	NA	NA	NA	NA	NA	NA	NA	NA	NA	
Officers	0	±1	0°	NR	0°	0°	0°	0°	0°	0°	0°	0°	0°	
W1 – W5	NA		NA	NA	NA	NA	NA	NA	NA	NA	NA	NA	NA	
O1 – O3	NA		NA	NA	NA	NA	NA	NA	NA	NA	NA	NA	NA	
O4 – O6	0	±1	0°	NR	0°	0°	0°	0°	0°	0°	0°	0°	0°	
EDUCATION														
No College	NA		NA	NA	NA	NA	NA	NA	NA	NA	NA	NA	NA	
Some College	NA		NA	NA	NA	NA	NA	NA	NA	NA	NA	NA	NA	
4-Year Degree	NA		NA	NA	NA	NA	NA	NA	NA	NA	NA	NA	NA	
Graduate/Professional Degree	0	±1	0°	NR	0°	0°	0°	0°	0°	0°	0°	0°	0°	
RACE/ETHNICITY														
Non-Hispanic White	0	±1	0°	NR	0°	0°	0°	0°	0°	0°	0°	0°	0°	
Total Minority	NA		NA	NA	NA	NA	NA	NA	NA	NA	NA	NA	NA	
Non-Hispanic Black	NA		NA	NA	NA	NA	NA	NA	NA	NA	NA	NA	NA	
Hispanic	NA		NA	NA	NA	NA	NA	NA	NA	NA	NA	NA	NA	
GENDER														
Male	NA		NA	NA	NA	NA	NA	NA	NA	NA	NA	NA	NA	
Female	0	±1	0°	NR	0°	0°	0°	0°	0°	0°	0°	0°	0°	
SERVICE/COMPONENT BY PAYGRADE														
Army/ARNG/USAR Enlisted	NA		NA	NA	NA	NA	NA	NA	NA	NA	NA	NA	NA	
Army/ARNG/USAR Officers	NA		NA	NA	NA	NA	NA	NA	NA	NA	NA	NA	NA	
Navy/USNR Enlisted	NA		NA	NA	NA	NA	NA	NA	NA	NA	NA	NA	NA	
Navy/USNR Officers	0	±1	0°	NR	0°	0°	0°	0°	0°	0°	0°	0°	0°	
Marine Corps/USMCR Enlisted	NA		NA	NA	NA	NA	NA	NA	NA	NA	NA	NA	NA	
Marine Corps/USMCR Officers	NA		NA	NA	NA	NA	NA	NA	NA	NA	NA	NA	NA	
Air Force/ANG/USAFR Enlisted	NA		NA	NA	NA	NA	NA	NA	NA	NA	NA	NA	NA	
Air Force/ANG/USAFR Officers	NA		NA	NA	NA	NA	NA	NA	NA	NA	NA	NA	NA	
Coast Guard Enlisted	NA		NA	NA	NA	NA	NA	NA	NA	NA	NA	NA	NA	
Coast Guard Officers	NA		NA	NA	NA	NA	NA	NA	NA	NA	NA	NA	NA	

Note. Percent responding are military members who answered the question, who were identified as Navy or U.S. Navy Reserve in the sample frame (June 2011), who were commissioned officers (Q1), and who completed ICAF (Q37d).

NR: Not reportable

° Response option never endorsed.

NA: Not applicable

38. What year did you complete the following Professional Military Education (PME)?

e. National War College (NWC)

- | | | |
|--------------------|----------|---------|
| 1. 2001 or earlier | 2. 2002 | 3. 2003 |
| 4. 2004 | 5. 2005 | 6. 2006 |
| 7. 2007 | 8. 2008 | 9. 2009 |
| 10. 2010 | 11. 2011 | |

	Percent Responding		Percentages											Max ME
			1	2	3	4	5	6	7	8	9	10	11	
TOTAL FORCE	0	±1	NR	0°	0°	0°	NR	0°	0°	0°	0°	NR	0°	
Total Active Duty	0	±1	NR	0°	0°	0°	NR	0°	0°	0°	0°	NR	0°	
Total Reserve	NA		NA	NA	NA	NA	NA	NA	NA	NA	NA	NA	NA	
Total National Guard	NA		NA	NA	NA	NA	NA	NA	NA	NA	NA	NA	NA	
SERVICE/COMPONENT														
Army/ARNG/USAR	NA		NA	NA	NA	NA	NA	NA	NA	NA	NA	NA	NA	
Navy/USNR	0	±1	NR	0°	0°	0°	NR	0°	0°	0°	0°	NR	0°	
Marine Corps/USMCR	NA		NA	NA	NA	NA	NA	NA	NA	NA	NA	NA	NA	
Air Force/ANG/USAFR	NA		NA	NA	NA	NA	NA	NA	NA	NA	NA	NA	NA	
Coast Guard	NA		NA	NA	NA	NA	NA	NA	NA	NA	NA	NA	NA	
PAYGRADE														
Enlisted	NA		NA	NA	NA	NA	NA	NA	NA	NA	NA	NA	NA	
3 to 5 Years of Service	NA		NA	NA	NA	NA	NA	NA	NA	NA	NA	NA	NA	
6 to 9 Years of Service	NA		NA	NA	NA	NA	NA	NA	NA	NA	NA	NA	NA	
E1 – E4	NA		NA	NA	NA	NA	NA	NA	NA	NA	NA	NA	NA	
E5 – E9	NA		NA	NA	NA	NA	NA	NA	NA	NA	NA	NA	NA	
Officers	0	±1	NR	0°	0°	0°	NR	0°	0°	0°	0°	NR	0°	
W1 – W5	NA		NA	NA	NA	NA	NA	NA	NA	NA	NA	NA	NA	
O1 – O3	0	±1	NR	0°	0°	0°	NR	0°	0°	0°	0°	NR	0°	
O4 – O6	0	±1	NR	0°	0°	0°	NR	0°	0°	0°	0°	NR	0°	
EDUCATION														
No College	NA		NA	NA	NA	NA	NA	NA	NA	NA	NA	NA	NA	
Some College	NA		NA	NA	NA	NA	NA	NA	NA	NA	NA	NA	NA	
4-Year Degree	NA		NA	NA	NA	NA	NA	NA	NA	NA	NA	NA	NA	
Graduate/Professional Degree	0	±1	NR	0°	0°	0°	NR	0°	0°	0°	0°	NR	0°	
RACE/ETHNICITY														
Non-Hispanic White	0	±1	NR	0°	0°	0°	NR	0°	0°	0°	0°	NR	0°	
Total Minority	0	±1	NR	0°	0°	0°	NR	0°	0°	0°	0°	NR	0°	
Non-Hispanic Black	0	±1	NR	0°	0°	0°	NR	0°	0°	0°	0°	NR	0°	
Hispanic	NA		NA	NA	NA	NA	NA	NA	NA	NA	NA	NA	NA	
GENDER														
Male	0	±1	NR	0°	0°	0°	NR	0°	0°	0°	0°	NR	0°	
Female	0	±1	NR	0°	0°	0°	NR	0°	0°	0°	0°	NR	0°	
SERVICE/COMPONENT BY PAYGRADE														
Army/ARNG/USAR Enlisted	NA		NA	NA	NA	NA	NA	NA	NA	NA	NA	NA	NA	
Army/ARNG/USAR Officers	NA		NA	NA	NA	NA	NA	NA	NA	NA	NA	NA	NA	
Navy/USNR Enlisted	NA		NA	NA	NA	NA	NA	NA	NA	NA	NA	NA	NA	
Navy/USNR Officers	0	±1	NR	0°	0°	0°	NR	0°	0°	0°	0°	NR	0°	
Marine Corps/USMCR Enlisted	NA		NA	NA	NA	NA	NA	NA	NA	NA	NA	NA	NA	
Marine Corps/USMCR Officers	NA		NA	NA	NA	NA	NA	NA	NA	NA	NA	NA	NA	
Air Force/ANG/USAFR Enlisted	NA		NA	NA	NA	NA	NA	NA	NA	NA	NA	NA	NA	
Air Force/ANG/USAFR Officers	NA		NA	NA	NA	NA	NA	NA	NA	NA	NA	NA	NA	
Coast Guard Enlisted	NA		NA	NA	NA	NA	NA	NA	NA	NA	NA	NA	NA	
Coast Guard Officers	NA		NA	NA	NA	NA	NA	NA	NA	NA	NA	NA	NA	

Note. Percent responding are military members who answered the question, who were identified as Navy or U.S. Navy Reserve in the sample frame (June 2011), who were commissioned officers (Q1), and who completed NWC (Q37e).

NR: Not reportable

° Response option never endorsed.

NA: Not applicable

38. What year did you complete the following Professional Military Education (PME)?**f. Sister School Command and Staff College (Air, Army, Marine Corps)**

- | | | |
|--------------------|----------|---------|
| 1. 2001 or earlier | 2. 2002 | 3. 2003 |
| 4. 2004 | 5. 2005 | 6. 2006 |
| 7. 2007 | 8. 2008 | 9. 2009 |
| 10. 2010 | 11. 2011 | |

	Percent Responding		Percentages											Max ME	
			1	2	3	4	5	6	7	8	9	10	11		
TOTAL FORCE	0	±1	NR	0°	0°	NR	NR	NR	NR	NR	NR	NR	NR	11	±16
Total Active Duty	0	±1	NR	0°	0°	NR	NR	NR	NR	NR	NR	NR	NR	NR	±0
Total Reserve	0	±1	NR	0°	0°	NR	NR	NR	NR	NR	NR	NR	NR	NR	±0
Total National Guard	NA		NA	NA	NA	NA	NA	NA	NA	NA	NA	NA	NA	NA	
SERVICE/COMPONENT															
Army/ARNG/USAR	NA		NA	NA	NA	NA	NA	NA	NA	NA	NA	NA	NA	NA	
Navy/USNR	1	±1	NR	0°	0°	NR	NR	NR	NR	NR	NR	NR	NR	11	±16
Marine Corps/USMCR	NA		NA	NA	NA	NA	NA	NA	NA	NA	NA	NA	NA	NA	
Air Force/ANG/USAFR	NA		NA	NA	NA	NA	NA	NA	NA	NA	NA	NA	NA	NA	
Coast Guard	NA		NA	NA	NA	NA	NA	NA	NA	NA	NA	NA	NA	NA	
PAYGRADE															
Enlisted	NA		NA	NA	NA	NA	NA	NA	NA	NA	NA	NA	NA	NA	
3 to 5 Years of Service	NA		NA	NA	NA	NA	NA	NA	NA	NA	NA	NA	NA	NA	
6 to 9 Years of Service	NA		NA	NA	NA	NA	NA	NA	NA	NA	NA	NA	NA	NA	
E1 – E4	NA		NA	NA	NA	NA	NA	NA	NA	NA	NA	NA	NA	NA	
E5 – E9	NA		NA	NA	NA	NA	NA	NA	NA	NA	NA	NA	NA	NA	
Officers	1	±1	NR	0°	0°	NR	NR	NR	NR	NR	NR	NR	NR	11	±16
W1 – W5	NA		NA	NA	NA	NA	NA	NA	NA	NA	NA	NA	NA	NA	
O1 – O3	NA		NA	NA	NA	NA	NA	NA	NA	NA	NA	NA	NA	NA	
O4 – O6	2	±1	NR	0°	0°	NR	NR	NR	NR	NR	NR	NR	NR	11	±16
EDUCATION															
No College	NA		NA	NA	NA	NA	NA	NA	NA	NA	NA	NA	NA	NA	
Some College	NA		NA	NA	NA	NA	NA	NA	NA	NA	NA	NA	NA	NA	
4-Year Degree	0	±1	NR	0°	0°	NR	NR	NR	NR	NR	NR	NR	NR	NR	±0
Graduate/Professional Degree	1	±1	NR	0°	0°	NR	NR	NR	NR	NR	NR	NR	NR	NR	±0
RACE/ETHNICITY															
Non-Hispanic White	0	±1	NR	0°	0°	NR	NR	NR	NR	NR	NR	NR	NR	NR	±0
Total Minority	0	±1	NR	0°	0°	NR	NR	NR	NR	NR	NR	NR	NR	NR	±0
Non-Hispanic Black	0	±1	NR	0°	0°	NR	NR	NR	NR	NR	NR	NR	NR	NR	
Hispanic	0	±1	NR	0°	0°	NR	NR	NR	NR	NR	NR	NR	NR	NR	
GENDER															
Male	0	±1	NR	0°	0°	NR	NR	NR	NR	NR	NR	NR	NR	NR	±0
Female	0	±1	NR	0°	0°	NR	NR	NR	NR	NR	NR	NR	NR	NR	
SERVICE/COMPONENT BY PAYGRADE															
Army/ARNG/USAR Enlisted	NA		NA	NA	NA	NA	NA	NA	NA	NA	NA	NA	NA	NA	
Army/ARNG/USAR Officers	NA		NA	NA	NA	NA	NA	NA	NA	NA	NA	NA	NA	NA	
Navy/USNR Enlisted	NA		NA	NA	NA	NA	NA	NA	NA	NA	NA	NA	NA	NA	
Navy/USNR Officers	5	±2	NR	0°	0°	NR	NR	NR	NR	NR	NR	NR	NR	11	±16
Marine Corps/USMCR Enlisted	NA		NA	NA	NA	NA	NA	NA	NA	NA	NA	NA	NA	NA	
Marine Corps/USMCR Officers	NA		NA	NA	NA	NA	NA	NA	NA	NA	NA	NA	NA	NA	
Air Force/ANG/USAFR Enlisted	NA		NA	NA	NA	NA	NA	NA	NA	NA	NA	NA	NA	NA	
Air Force/ANG/USAFR Officers	NA		NA	NA	NA	NA	NA	NA	NA	NA	NA	NA	NA	NA	
Coast Guard Enlisted	NA		NA	NA	NA	NA	NA	NA	NA	NA	NA	NA	NA	NA	
Coast Guard Officers	NA		NA	NA	NA	NA	NA	NA	NA	NA	NA	NA	NA	NA	

Note. Percent responding are military members who answered the question, who were identified as Navy or U.S. Navy Reserve in the sample frame (June 2011), who were commissioned officers (Q1), and who completed a sister school command and staff college (Q37f).

NR: Not reportable

° Response option never endorsed.

NA: Not applicable

38. What year did you complete the following Professional Military Education (PME)?

h. Sister School War College (Air, Army, Marine Corps)

- | | | |
|--------------------|----------|---------|
| 1. 2001 or earlier | 2. 2002 | 3. 2003 |
| 4. 2004 | 5. 2005 | 6. 2006 |
| 7. 2007 | 8. 2008 | 9. 2009 |
| 10. 2010 | 11. 2011 | |

	Percent Responding		Percentages											Max ME
			1	2	3	4	5	6	7	8	9	10	11	
TOTAL FORCE	0	±1	NR	0°	0°	0°	0°	NR	0°	0°	0°	NR	0°	±0
Total Active Duty	0	±1	NR	0°	0°	0°	0°	NR	0°	0°	0°	NR	0°	±0
Total Reserve	NA		NA	NA	NA	NA	NA	NA	NA	NA	NA	NA	NA	
Total National Guard	NA		NA	NA	NA	NA	NA	NA	NA	NA	NA	NA	NA	
SERVICE/COMPONENT														
Army/ARNG/USAR	NA		NA	NA	NA	NA	NA	NA	NA	NA	NA	NA	NA	
Navy/USNR	0	±1	NR	0°	0°	0°	0°	NR	0°	0°	0°	NR	0°	±0
Marine Corps/USMCR	NA		NA	NA	NA	NA	NA	NA	NA	NA	NA	NA	NA	
Air Force/ANG/USAFR	NA		NA	NA	NA	NA	NA	NA	NA	NA	NA	NA	NA	
Coast Guard	NA		NA	NA	NA	NA	NA	NA	NA	NA	NA	NA	NA	
PAYGRADE														
Enlisted	NA		NA	NA	NA	NA	NA	NA	NA	NA	NA	NA	NA	
3 to 5 Years of Service	NA		NA	NA	NA	NA	NA	NA	NA	NA	NA	NA	NA	
6 to 9 Years of Service	NA		NA	NA	NA	NA	NA	NA	NA	NA	NA	NA	NA	
E1 – E4	NA		NA	NA	NA	NA	NA	NA	NA	NA	NA	NA	NA	
E5 – E9	NA		NA	NA	NA	NA	NA	NA	NA	NA	NA	NA	NA	
Officers	0	±1	NR	0°	0°	0°	0°	NR	0°	0°	0°	NR	0°	±0
W1 – W5	NA		NA	NA	NA	NA	NA	NA	NA	NA	NA	NA	NA	
O1 – O3	NA		NA	NA	NA	NA	NA	NA	NA	NA	NA	NA	NA	
O4 – O6	1	±1	NR	0°	0°	0°	0°	NR	0°	0°	0°	NR	0°	±0
EDUCATION														
No College	NA		NA	NA	NA	NA	NA	NA	NA	NA	NA	NA	NA	
Some College	NA		NA	NA	NA	NA	NA	NA	NA	NA	NA	NA	NA	
4-Year Degree	NA		NA	NA	NA	NA	NA	NA	NA	NA	NA	NA	NA	
Graduate/Professional Degree	0	±1	NR	0°	0°	0°	0°	NR	0°	0°	0°	NR	0°	±0
RACE/ETHNICITY														
Non-Hispanic White	0	±1	NR	0°	0°	0°	0°	NR	0°	0°	0°	NR	0°	±0
Total Minority	0	±1	NR	0°	0°	0°	0°	NR	0°	0°	0°	NR	0°	
Non-Hispanic Black	0	±1	NR	0°	0°	0°	0°	NR	0°	0°	0°	NR	0°	
Hispanic	NA		NA	NA	NA	NA	NA	NA	NA	NA	NA	NA	NA	
GENDER														
Male	0	±1	NR	0°	0°	0°	0°	NR	0°	0°	0°	NR	0°	±0
Female	NA		NA	NA	NA	NA	NA	NA	NA	NA	NA	NA	NA	
SERVICE/COMPONENT BY PAYGRADE														
Army/ARNG/USAR Enlisted	NA		NA	NA	NA	NA	NA	NA	NA	NA	NA	NA	NA	
Army/ARNG/USAR Officers	NA		NA	NA	NA	NA	NA	NA	NA	NA	NA	NA	NA	
Navy/USNR Enlisted	NA		NA	NA	NA	NA	NA	NA	NA	NA	NA	NA	NA	
Navy/USNR Officers	1	±1	NR	0°	0°	0°	0°	NR	0°	0°	0°	NR	0°	±0
Marine Corps/USMCR Enlisted	NA		NA	NA	NA	NA	NA	NA	NA	NA	NA	NA	NA	
Marine Corps/USMCR Officers	NA		NA	NA	NA	NA	NA	NA	NA	NA	NA	NA	NA	
Air Force/ANG/USAFR Enlisted	NA		NA	NA	NA	NA	NA	NA	NA	NA	NA	NA	NA	
Air Force/ANG/USAFR Officers	NA		NA	NA	NA	NA	NA	NA	NA	NA	NA	NA	NA	
Coast Guard Enlisted	NA		NA	NA	NA	NA	NA	NA	NA	NA	NA	NA	NA	
Coast Guard Officers	NA		NA	NA	NA	NA	NA	NA	NA	NA	NA	NA	NA	

Note. Percent responding are military members who answered the question, who were identified as Navy or U.S. Navy Reserve in the sample frame (June 2011), who were commissioned officers (Q1), and who completed a sister school war college (Q37h).

NR: Not reportable

° Response option never endorsed.

NA: Not applicable

38. What year did you complete the following Professional Military Education (PME)?**i. Other**

- | | | |
|--------------------|----------|---------|
| 1. 2001 or earlier | 2. 2002 | 3. 2003 |
| 4. 2004 | 5. 2005 | 6. 2006 |
| 7. 2007 | 8. 2008 | 9. 2009 |
| 10. 2010 | 11. 2011 | |

	Percent Responding		Percentages											Max ME	
			1	2	3	4	5	6	7	8	9	10	11		
TOTAL FORCE	0	±1	NR	0°	NR	NR	NR	NR	NR	NR	NR	NR	NR	NR	±0
Total Active Duty	0	±1	NR	0°	NR	NR	NR	NR	NR	NR	NR	NR	NR	NR	±0
Total Reserve	0	±1	NR	0°	NR	NR	NR	NR	NR	NR	NR	NR	NR	NR	±0
Total National Guard	NA		NA	NA	NA	NA	NA	NA	NA	NA	NA	NA	NA	NA	
SERVICE/COMPONENT															
Army/ARNG/USAR	NA		NA	NA	NA	NA	NA	NA	NA	NA	NA	NA	NA	NA	
Navy/USNR	1	±1	NR	0°	NR	NR	NR	NR	NR	NR	NR	NR	NR	NR	±0
Marine Corps/USMCR	NA		NA	NA	NA	NA	NA	NA	NA	NA	NA	NA	NA	NA	
Air Force/ANG/USAFR	NA		NA	NA	NA	NA	NA	NA	NA	NA	NA	NA	NA	NA	
Coast Guard	NA		NA	NA	NA	NA	NA	NA	NA	NA	NA	NA	NA	NA	
PAYGRADE															
Enlisted	NA		NA	NA	NA	NA	NA	NA	NA	NA	NA	NA	NA	NA	
3 to 5 Years of Service	NA		NA	NA	NA	NA	NA	NA	NA	NA	NA	NA	NA	NA	
6 to 9 Years of Service	NA		NA	NA	NA	NA	NA	NA	NA	NA	NA	NA	NA	NA	
E1 – E4	NA		NA	NA	NA	NA	NA	NA	NA	NA	NA	NA	NA	NA	
E5 – E9	NA		NA	NA	NA	NA	NA	NA	NA	NA	NA	NA	NA	NA	
Officers	1	±1	NR	0°	NR	NR	NR	NR	NR	NR	NR	NR	NR	NR	±0
W1 – W5	NA		NA	NA	NA	NA	NA	NA	NA	NA	NA	NA	NA	NA	
O1 – O3	0	±1	NR	0°	NR	NR	NR	NR	NR	NR	NR	NR	NR	NR	
O4 – O6	2	±1	NR	0°	NR	NR	NR	NR	NR	NR	NR	NR	NR	NR	±0
EDUCATION															
No College	NA		NA	NA	NA	NA	NA	NA	NA	NA	NA	NA	NA	NA	
Some College	NA		NA	NA	NA	NA	NA	NA	NA	NA	NA	NA	NA	NA	
4-Year Degree	0	±1	NR	0°	NR	NR	NR	NR	NR	NR	NR	NR	NR	NR	
Graduate/Professional Degree	1	±1	NR	0°	NR	NR	NR	NR	NR	NR	NR	NR	NR	NR	±0
RACE/ETHNICITY															
Non-Hispanic White	0	±1	NR	0°	NR	NR	NR	NR	NR	NR	NR	NR	NR	NR	±0
Total Minority	0	±1	NR	0°	NR	NR	NR	NR	NR	NR	NR	NR	NR	NR	±0
Non-Hispanic Black	0	±1	NR	0°	NR	NR	NR	NR	NR	NR	NR	NR	NR	NR	
Hispanic	0	±1	NR	0°	NR	NR	NR	NR	NR	NR	NR	NR	NR	NR	
GENDER															
Male	0	±1	NR	0°	NR	NR	NR	NR	NR	NR	NR	NR	NR	NR	±0
Female	0	±1	NR	0°	NR	NR	NR	NR	NR	NR	NR	NR	NR	NR	
SERVICE/COMPONENT BY PAYGRADE															
Army/ARNG/USAR Enlisted	NA		NA	NA	NA	NA	NA	NA	NA	NA	NA	NA	NA	NA	
Army/ARNG/USAR Officers	NA		NA	NA	NA	NA	NA	NA	NA	NA	NA	NA	NA	NA	
Navy/USNR Enlisted	NA		NA	NA	NA	NA	NA	NA	NA	NA	NA	NA	NA	NA	
Navy/USNR Officers	5	±3	NR	0°	NR	NR	NR	NR	NR	NR	NR	NR	NR	NR	±0
Marine Corps/USMCR Enlisted	NA		NA	NA	NA	NA	NA	NA	NA	NA	NA	NA	NA	NA	
Marine Corps/USMCR Officers	NA		NA	NA	NA	NA	NA	NA	NA	NA	NA	NA	NA	NA	
Air Force/ANG/USAFR Enlisted	NA		NA	NA	NA	NA	NA	NA	NA	NA	NA	NA	NA	NA	
Air Force/ANG/USAFR Officers	NA		NA	NA	NA	NA	NA	NA	NA	NA	NA	NA	NA	NA	
Coast Guard Enlisted	NA		NA	NA	NA	NA	NA	NA	NA	NA	NA	NA	NA	NA	
Coast Guard Officers	NA		NA	NA	NA	NA	NA	NA	NA	NA	NA	NA	NA	NA	

Note. Percent responding are military members who answered the question, who were identified as Navy or U.S. Navy Reserve in the sample frame (June 2011), who were commissioned officers (Q1), and who completed PME not listed in Q37 (Q37i).

NR: Not reportable

° Response option never endorsed.

NA: Not applicable

39. Have you completed the following Professional Military Education (PME)?

- a. Introductory PME (Naval War College Navy Knowledge Online)
- b. Basic PME (Navy War College Navy Knowledge Online)
- c. Primary PME (Naval War College Navy Knowledge Online)
- d. Navy Senior Enlisted Academy (SEA, at Naval War College)
- e. Senior Enlisted JPME (SEFPME) Course through NDU JFSC
- f. CSEL KEYSTONE Course
- g. Warrant Officer Basic Course
- h. US Naval War College (USNWC)
- i. Joint Forces Staff College (JFSC)
- j. Naval Postgraduate School (NPS)
- k. Industrial College of the Armed Forces (ICAF)
- l. National War College (NWC)
- m. Other

	Percent Responding		Percentages													Max ME
			a	b	c	d	e	f	g	h	i	j	k	l	m	
TOTAL FORCE	0	±1	0°	0°	0°	NR	NR	0°	NR	0°	0°	0°	0°	0°	NR	±0
Total Active Duty	0	±1	0°	0°	0°	NR	NR	0°	NR	0°	0°	0°	0°	0°	NR	±0
Total Reserve	0	±1	0°	0°	0°	NR	NR	0°	NR	0°	0°	0°	0°	0°	NR	
Total National Guard	NA		NA	NA	NA	NA	NA	NA	NA	NA	NA	NA	NA	NA	NA	
SERVICE/COMPONENT																
Army/ARNG/USAR	NA		NA	NA	NA	NA	NA	NA	NA	NA	NA	NA	NA	NA	NA	
Navy/USNR	0	±1	0°	0°	0°	NR	NR	0°	NR	0°	0°	0°	0°	0°	NR	±0
Marine Corps/USMCR	NA		NA	NA	NA	NA	NA	NA	NA	NA	NA	NA	NA	NA	NA	
Air Force/ANG/USAFR	NA		NA	NA	NA	NA	NA	NA	NA	NA	NA	NA	NA	NA	NA	
Coast Guard	NA		NA	NA	NA	NA	NA	NA	NA	NA	NA	NA	NA	NA	NA	
PAYGRADE																
Enlisted	NA		NA	NA	NA	NA	NA	NA	NA	NA	NA	NA	NA	NA	NA	
3 to 5 Years of Service	NA		NA	NA	NA	NA	NA	NA	NA	NA	NA	NA	NA	NA	NA	
6 to 9 Years of Service	NA		NA	NA	NA	NA	NA	NA	NA	NA	NA	NA	NA	NA	NA	
E1 – E4	NA		NA	NA	NA	NA	NA	NA	NA	NA	NA	NA	NA	NA	NA	
E5 – E9	NA		NA	NA	NA	NA	NA	NA	NA	NA	NA	NA	NA	NA	NA	
Officers	0	±1	0°	0°	0°	NR	NR	0°	NR	0°	0°	0°	0°	0°	NR	±0
W1 – W5	5	±1	0°	0°	0°	NR	NR	0°	NR	0°	0°	0°	0°	0°	NR	±0
O1 – O3	NA		NA	NA	NA	NA	NA	NA	NA	NA	NA	NA	NA	NA	NA	
O4 – O6	NA		NA	NA	NA	NA	NA	NA	NA	NA	NA	NA	NA	NA	NA	
EDUCATION																
No College	0	±1	0°	0°	0°	NR	NR	0°	NR	0°	0°	0°	0°	0°	NR	
Some College	0	±1	0°	0°	0°	NR	NR	0°	NR	0°	0°	0°	0°	0°	NR	±0
4-Year Degree	0	±1	0°	0°	0°	NR	NR	0°	NR	0°	0°	0°	0°	0°	NR	±0
Graduate/Professional Degree	0	±1	0°	0°	0°	NR	NR	0°	NR	0°	0°	0°	0°	0°	NR	
RACE/ETHNICITY																
Non-Hispanic White	0	±1	0°	0°	0°	NR	NR	0°	NR	0°	0°	0°	0°	0°	NR	±0
Total Minority	0	±1	0°	0°	0°	NR	NR	0°	NR	0°	0°	0°	0°	0°	NR	±0
Non-Hispanic Black	0	±1	0°	0°	0°	NR	NR	0°	NR	0°	0°	0°	0°	0°	NR	±0
Hispanic	0	±1	0°	0°	0°	NR	NR	0°	NR	0°	0°	0°	0°	0°	NR	±0
GENDER																
Male	0	±1	0°	0°	0°	NR	NR	0°	NR	0°	0°	0°	0°	0°	NR	±0
Female	0	±1	0°	0°	0°	NR	NR	0°	NR	0°	0°	0°	0°	0°	NR	
SERVICE/COMPONENT BY PAYGRADE																
Army/ARNG/USAR Enlisted	NA		NA	NA	NA	NA	NA	NA	NA	NA	NA	NA	NA	NA	NA	
Army/ARNG/USAR Officers	NA		NA	NA	NA	NA	NA	NA	NA	NA	NA	NA	NA	NA	NA	
Navy/USNR Enlisted	NA		NA	NA	NA	NA	NA	NA	NA	NA	NA	NA	NA	NA	NA	
Navy/USNR Officers	2	±1	0°	0°	0°	NR	NR	0°	NR	0°	0°	0°	0°	0°	NR	±0
Marine Corps/USMCR Enlisted	NA		NA	NA	NA	NA	NA	NA	NA	NA	NA	NA	NA	NA	NA	
Marine Corps/USMCR Officers	NA		NA	NA	NA	NA	NA	NA	NA	NA	NA	NA	NA	NA	NA	
Air Force/ANG/USAFR Enlisted	NA		NA	NA	NA	NA	NA	NA	NA	NA	NA	NA	NA	NA	NA	
Air Force/ANG/USAFR Officers	NA		NA	NA	NA	NA	NA	NA	NA	NA	NA	NA	NA	NA	NA	
Coast Guard Enlisted	NA		NA	NA	NA	NA	NA	NA	NA	NA	NA	NA	NA	NA	NA	
Coast Guard Officers	NA		NA	NA	NA	NA	NA	NA	NA	NA	NA	NA	NA	NA	NA	

Note. Percent responding are military members who answered the question, who were identified as Navy or U.S. Navy Reserve in the sample frame (June 2011), and who were warrant officers (Q1).

NR: Not reportable

° Response option never endorsed.

NA: Not applicable

40. What year did you complete the following Professional Military Education (PME)?

d. Navy Senior Enlisted Academy (SEA, at Naval War College)

- | | | |
|--------------------|----------|---------|
| 1. 2001 or earlier | 2. 2002 | 3. 2003 |
| 4. 2004 | 5. 2005 | 6. 2006 |
| 7. 2007 | 8. 2008 | 9. 2009 |
| 10. 2010 | 11. 2011 | |

	Percent Responding		Percentages											Max ME
			1	2	3	4	5	6	7	8	9	10	11	
TOTAL FORCE	0	±1	0°	0°	NR	0°	0°	0°	0°	0°	0°	0°	0°	
Total Active Duty	0	±1	0°	0°	NR	0°	0°	0°	0°	0°	0°	0°	0°	
Total Reserve	NA		NA	NA	NA	NA	NA	NA	NA	NA	NA	NA	NA	
Total National Guard	NA		NA	NA	NA	NA	NA	NA	NA	NA	NA	NA	NA	
SERVICE/COMPONENT														
Army/ARNG/USAR	NA		NA	NA	NA	NA	NA	NA	NA	NA	NA	NA	NA	
Navy/USNR	0	±1	0°	0°	NR	0°	0°	0°	0°	0°	0°	0°	0°	
Marine Corps/USMCR	NA		NA	NA	NA	NA	NA	NA	NA	NA	NA	NA	NA	
Air Force/ANG/USAFR	NA		NA	NA	NA	NA	NA	NA	NA	NA	NA	NA	NA	
Coast Guard	NA		NA	NA	NA	NA	NA	NA	NA	NA	NA	NA	NA	
PAYGRADE														
Enlisted	NA		NA	NA	NA	NA	NA	NA	NA	NA	NA	NA	NA	
3 to 5 Years of Service	NA		NA	NA	NA	NA	NA	NA	NA	NA	NA	NA	NA	
6 to 9 Years of Service	NA		NA	NA	NA	NA	NA	NA	NA	NA	NA	NA	NA	
E1 – E4	NA		NA	NA	NA	NA	NA	NA	NA	NA	NA	NA	NA	
E5 – E9	NA		NA	NA	NA	NA	NA	NA	NA	NA	NA	NA	NA	
Officers	0	±1	0°	0°	NR	0°	0°	0°	0°	0°	0°	0°	0°	
W1 – W5	0	±1	0°	0°	NR	0°	0°	0°	0°	0°	0°	0°	0°	
O1 – O3	NA		NA	NA	NA	NA	NA	NA	NA	NA	NA	NA	NA	
O4 – O6	NA		NA	NA	NA	NA	NA	NA	NA	NA	NA	NA	NA	
EDUCATION														
No College	NA		NA	NA	NA	NA	NA	NA	NA	NA	NA	NA	NA	
Some College	0	±1	0°	0°	NR	0°	0°	0°	0°	0°	0°	0°	0°	
4-Year Degree	0	±1	0°	0°	NR	0°	0°	0°	0°	0°	0°	0°	0°	
Graduate/Professional Degree	NA		NA	NA	NA	NA	NA	NA	NA	NA	NA	NA	NA	
RACE/ETHNICITY														
Non-Hispanic White	0	±1	0°	0°	NR	0°	0°	0°	0°	0°	0°	0°	0°	
Total Minority	0	±1	0°	0°	NR	0°	0°	0°	0°	0°	0°	0°	0°	
Non-Hispanic Black	0	±1	0°	0°	NR	0°	0°	0°	0°	0°	0°	0°	0°	
Hispanic	NA		NA	NA	NA	NA	NA	NA	NA	NA	NA	NA	NA	
GENDER														
Male	0	±1	0°	0°	NR	0°	0°	0°	0°	0°	0°	0°	0°	
Female	NA		NA	NA	NA	NA	NA	NA	NA	NA	NA	NA	NA	
SERVICE/COMPONENT BY PAYGRADE														
Army/ARNG/USAR Enlisted	NA		NA	NA	NA	NA	NA	NA	NA	NA	NA	NA	NA	
Army/ARNG/USAR Officers	NA		NA	NA	NA	NA	NA	NA	NA	NA	NA	NA	NA	
Navy/USNR Enlisted	NA		NA	NA	NA	NA	NA	NA	NA	NA	NA	NA	NA	
Navy/USNR Officers	0	±1	0°	0°	NR	0°	0°	0°	0°	0°	0°	0°	0°	
Marine Corps/USMCR Enlisted	NA		NA	NA	NA	NA	NA	NA	NA	NA	NA	NA	NA	
Marine Corps/USMCR Officers	NA		NA	NA	NA	NA	NA	NA	NA	NA	NA	NA	NA	
Air Force/ANG/USAFR Enlisted	NA		NA	NA	NA	NA	NA	NA	NA	NA	NA	NA	NA	
Air Force/ANG/USAFR Officers	NA		NA	NA	NA	NA	NA	NA	NA	NA	NA	NA	NA	
Coast Guard Enlisted	NA		NA	NA	NA	NA	NA	NA	NA	NA	NA	NA	NA	
Coast Guard Officers	NA		NA	NA	NA	NA	NA	NA	NA	NA	NA	NA	NA	

Note. Percent responding are military members who answered the question, who were identified as Navy or U.S. Navy Reserve in the sample frame (June 2011), who were warrant officers (Q1), and who completed SEA (Q39d).

NR: Not reportable

° Response option never endorsed.

NA: Not applicable

40. What year did you complete the following Professional Military Education (PME)?

g. Warrant Officer Basic Course

- | | | |
|--------------------|----------|---------|
| 1. 2001 or earlier | 2. 2002 | 3. 2003 |
| 4. 2004 | 5. 2005 | 6. 2006 |
| 7. 2007 | 8. 2008 | 9. 2009 |
| 10. 2010 | 11. 2011 | |

	Percent Responding		Percentages											Max ME	
			1	2	3	4	5	6	7	8	9	10	11		
TOTAL FORCE	0	±1	NR	NR	0°	NR	0°	NR	NR	NR	NR	NR	NR	0°	±0
Total Active Duty	0	±1	NR	NR	0°	NR	0°	NR	NR	NR	NR	NR	NR	0°	±0
Total Reserve	0	±1	NR	NR	0°	NR	0°	NR	NR	NR	NR	NR	NR	0°	
Total National Guard	NA		NA	NA	NA	NA	NA	NA	NA	NA	NA	NA	NA	NA	
SERVICE/COMPONENT															
Army/ARNG/USAR	NA		NA	NA	NA	NA	NA	NA	NA	NA	NA	NA	NA	NA	
Navy/USNR	0	±1	NR	NR	0°	NR	0°	NR	NR	NR	NR	NR	NR	0°	±0
Marine Corps/USMCR	NA		NA	NA	NA	NA	NA	NA	NA	NA	NA	NA	NA	NA	
Air Force/ANG/USAFR	NA		NA	NA	NA	NA	NA	NA	NA	NA	NA	NA	NA	NA	
Coast Guard	NA		NA	NA	NA	NA	NA	NA	NA	NA	NA	NA	NA	NA	
PAYGRADE															
Enlisted	NA		NA	NA	NA	NA	NA	NA	NA	NA	NA	NA	NA	NA	
3 to 5 Years of Service	NA		NA	NA	NA	NA	NA	NA	NA	NA	NA	NA	NA	NA	
6 to 9 Years of Service	NA		NA	NA	NA	NA	NA	NA	NA	NA	NA	NA	NA	NA	
E1 – E4	NA		NA	NA	NA	NA	NA	NA	NA	NA	NA	NA	NA	NA	
E5 – E9	NA		NA	NA	NA	NA	NA	NA	NA	NA	NA	NA	NA	NA	
Officers	0	±1	NR	NR	0°	NR	0°	NR	NR	NR	NR	NR	NR	0°	±0
W1 – W5	3	±2	NR	NR	0°	NR	0°	NR	NR	NR	NR	NR	NR	0°	±0
O1 – O3	NA		NA	NA	NA	NA	NA	NA	NA	NA	NA	NA	NA	NA	
O4 – O6	NA		NA	NA	NA	NA	NA	NA	NA	NA	NA	NA	NA	NA	
EDUCATION															
No College	0	±1	NR	NR	0°	NR	0°	NR	NR	NR	NR	NR	NR	0°	
Some College	0	±1	NR	NR	0°	NR	0°	NR	NR	NR	NR	NR	NR	0°	±0
4-Year Degree	0	±1	NR	NR	0°	NR	0°	NR	NR	NR	NR	NR	NR	0°	±0
Graduate/Professional Degree	0	±1	NR	NR	0°	NR	0°	NR	NR	NR	NR	NR	NR	0°	
RACE/ETHNICITY															
Non-Hispanic White	0	±1	NR	NR	0°	NR	0°	NR	NR	NR	NR	NR	NR	0°	±0
Total Minority	0	±1	NR	NR	0°	NR	0°	NR	NR	NR	NR	NR	NR	0°	±0
Non-Hispanic Black	0	±1	NR	NR	0°	NR	0°	NR	NR	NR	NR	NR	NR	0°	
Hispanic	0	±1	NR	NR	0°	NR	0°	NR	NR	NR	NR	NR	NR	0°	
GENDER															
Male	0	±1	NR	NR	0°	NR	0°	NR	NR	NR	NR	NR	NR	0°	±0
Female	0	±1	NR	NR	0°	NR	0°	NR	NR	NR	NR	NR	NR	0°	
SERVICE/COMPONENT BY PAYGRADE															
Army/ARNG/USAR Enlisted	NA		NA	NA	NA	NA	NA	NA	NA	NA	NA	NA	NA	NA	
Army/ARNG/USAR Officers	NA		NA	NA	NA	NA	NA	NA	NA	NA	NA	NA	NA	NA	
Navy/USNR Enlisted	NA		NA	NA	NA	NA	NA	NA	NA	NA	NA	NA	NA	NA	
Navy/USNR Officers	2	±1	NR	NR	0°	NR	0°	NR	NR	NR	NR	NR	NR	0°	±0
Marine Corps/USMCR Enlisted	NA		NA	NA	NA	NA	NA	NA	NA	NA	NA	NA	NA	NA	
Marine Corps/USMCR Officers	NA		NA	NA	NA	NA	NA	NA	NA	NA	NA	NA	NA	NA	
Air Force/ANG/USAFR Enlisted	NA		NA	NA	NA	NA	NA	NA	NA	NA	NA	NA	NA	NA	
Air Force/ANG/USAFR Officers	NA		NA	NA	NA	NA	NA	NA	NA	NA	NA	NA	NA	NA	
Coast Guard Enlisted	NA		NA	NA	NA	NA	NA	NA	NA	NA	NA	NA	NA	NA	
Coast Guard Officers	NA		NA	NA	NA	NA	NA	NA	NA	NA	NA	NA	NA	NA	

Note. Percent responding are military members who answered the question, who were identified as Navy or U.S. Navy Reserve in the sample frame (June 2011), who were warrant officers (Q1), and who completed Warrant Officer Basic Course (Q39g).

NR: Not reportable

° Response option never endorsed.

NA: Not applicable

40. What year did you complete the following Professional Military Education (PME)?

m. Other

- | | | |
|--------------------|----------|---------|
| 1. 2001 or earlier | 2. 2002 | 3. 2003 |
| 4. 2004 | 5. 2005 | 6. 2006 |
| 7. 2007 | 8. 2008 | 9. 2009 |
| 10. 2010 | 11. 2011 | |

	Percent Responding		Percentages											Max ME
			1	2	3	4	5	6	7	8	9	10	11	
TOTAL FORCE	0	±1	0°	NR	0°	NR	0°	0°	0°	0°	0°	0°	0°	
Total Active Duty	0	±1	0°	NR	0°	NR	0°	0°	0°	0°	0°	0°	0°	
Total Reserve	NA		NA	NA	NA	NA	NA	NA	NA	NA	NA	NA	NA	
Total National Guard	NA		NA	NA	NA	NA	NA	NA	NA	NA	NA	NA	NA	
SERVICE/COMPONENT														
Army/ARNG/USAR	NA		NA	NA	NA	NA	NA	NA	NA	NA	NA	NA	NA	
Navy/USNR	0	±1	0°	NR	0°	NR	0°	0°	0°	0°	0°	0°	0°	
Marine Corps/USMCR	NA		NA	NA	NA	NA	NA	NA	NA	NA	NA	NA	NA	
Air Force/ANG/USAFR	NA		NA	NA	NA	NA	NA	NA	NA	NA	NA	NA	NA	
Coast Guard	NA		NA	NA	NA	NA	NA	NA	NA	NA	NA	NA	NA	
PAYGRADE														
Enlisted	NA		NA	NA	NA	NA	NA	NA	NA	NA	NA	NA	NA	
3 to 5 Years of Service	NA		NA	NA	NA	NA	NA	NA	NA	NA	NA	NA	NA	
6 to 9 Years of Service	NA		NA	NA	NA	NA	NA	NA	NA	NA	NA	NA	NA	
E1 – E4	NA		NA	NA	NA	NA	NA	NA	NA	NA	NA	NA	NA	
E5 – E9	NA		NA	NA	NA	NA	NA	NA	NA	NA	NA	NA	NA	
Officers	0	±1	0°	NR	0°	NR	0°	0°	0°	0°	0°	0°	0°	
W1 – W5	0	±1	0°	NR	0°	NR	0°	0°	0°	0°	0°	0°	0°	
O1 – O3	NA		NA	NA	NA	NA	NA	NA	NA	NA	NA	NA	NA	
O4 – O6	NA		NA	NA	NA	NA	NA	NA	NA	NA	NA	NA	NA	
EDUCATION														
No College	NA		NA	NA	NA	NA	NA	NA	NA	NA	NA	NA	NA	
Some College	NA		NA	NA	NA	NA	NA	NA	NA	NA	NA	NA	NA	
4-Year Degree	0	±1	0°	NR	0°	NR	0°	0°	0°	0°	0°	0°	0°	
Graduate/Professional Degree	NA		NA	NA	NA	NA	NA	NA	NA	NA	NA	NA	NA	
RACE/ETHNICITY														
Non-Hispanic White	0	±1	0°	NR	0°	NR	0°	0°	0°	0°	0°	0°	0°	
Total Minority	NA		NA	NA	NA	NA	NA	NA	NA	NA	NA	NA	NA	
Non-Hispanic Black	NA		NA	NA	NA	NA	NA	NA	NA	NA	NA	NA	NA	
Hispanic	NA		NA	NA	NA	NA	NA	NA	NA	NA	NA	NA	NA	
GENDER														
Male	0	±1	0°	NR	0°	NR	0°	0°	0°	0°	0°	0°	0°	
Female	NA		NA	NA	NA	NA	NA	NA	NA	NA	NA	NA	NA	
SERVICE/COMPONENT BY PAYGRADE														
Army/ARNG/USAR Enlisted	NA		NA	NA	NA	NA	NA	NA	NA	NA	NA	NA	NA	
Army/ARNG/USAR Officers	NA		NA	NA	NA	NA	NA	NA	NA	NA	NA	NA	NA	
Navy/USNR Enlisted	NA		NA	NA	NA	NA	NA	NA	NA	NA	NA	NA	NA	
Navy/USNR Officers	0	±1	0°	NR	0°	NR	0°	0°	0°	0°	0°	0°	0°	
Marine Corps/USMCR Enlisted	NA		NA	NA	NA	NA	NA	NA	NA	NA	NA	NA	NA	
Marine Corps/USMCR Officers	NA		NA	NA	NA	NA	NA	NA	NA	NA	NA	NA	NA	
Air Force/ANG/USAFR Enlisted	NA		NA	NA	NA	NA	NA	NA	NA	NA	NA	NA	NA	
Air Force/ANG/USAFR Officers	NA		NA	NA	NA	NA	NA	NA	NA	NA	NA	NA	NA	
Coast Guard Enlisted	NA		NA	NA	NA	NA	NA	NA	NA	NA	NA	NA	NA	
Coast Guard Officers	NA		NA	NA	NA	NA	NA	NA	NA	NA	NA	NA	NA	

Note. Percent responding are military members who answered the question, who were identified as Navy or U.S. Navy Reserve in the sample frame (June 2011), who were warrant officers (Q1), and who completed PME not listed in Q39 (Q39m).

NR: Not reportable

° Response option never endorsed.

NA: Not applicable

41. Did you complete the following courses at the US Naval War College (USNWC)?a. College of Naval Command and Staff
(CNCS)

b. College of Naval Warfare (CNW)

c. Maritime Advanced Warfighting School
(MAWS; previously Naval Operator
Planner Course or NOPC)

	Percent Responding		Percentages			Max ME
			a	b	c	
TOTAL FORCE	0	±1	45	9	5	±14
Total Active Duty	0	±1	46	5	7	±16
Total Reserve	0	±1	NR	NR	NR	
Total National Guard	NA		NA	NA	NA	
SERVICE/COMPONENT						
Army/ARNG/USAR	NA		NA	NA	NA	
Navy/USNR	2	±1	45	9	5	±14
Marine Corps/USMCR	NA		NA	NA	NA	
Air Force/ANG/USAFR	NA		NA	NA	NA	
Coast Guard	NA		NA	NA	NA	
PAYGRADE						
Enlisted	NA		NA	NA	NA	
3 to 5 Years of Service	NA		NA	NA	NA	
6 to 9 Years of Service	NA		NA	NA	NA	
E1 – E4	NA		NA	NA	NA	
E5 – E9	NA		NA	NA	NA	
Officers	2	±1	45	9	5	±14
W1 – W5	NA		NA	NA	NA	
O1 – O3	1	±1	NR	NR	NR	
O4 – O6	4	±1	56	11	6	±15
EDUCATION						
No College	NA		NA	NA	NA	
Some College	0	±1	NR	NR	NR	
4-Year Degree	0	±1	NR	NR	NR	
Graduate/Professional Degree	3	±1	48	9	5	±14
RACE/ETHNICITY						
Non-Hispanic White	0	±1	46	NR	6	±16
Total Minority	0	±1	NR	NR	NR	
Non-Hispanic Black	0	±1	NR	NR	NR	
Hispanic	0	±1	NR	NR	NR	
GENDER						
Male	0	±1	52	7	4	±15
Female	0	±1	NR	NR	NR	
SERVICE/COMPONENT BY PAYGRADE						
Army/ARNG/USAR Enlisted	NA		NA	NA	NA	
Army/ARNG/USAR Officers	NA		NA	NA	NA	
Navy/USNR Enlisted	NA		NA	NA	NA	
Navy/USNR Officers	11	±3	45	9	5	±14
Marine Corps/USMCR Enlisted	NA		NA	NA	NA	
Marine Corps/USMCR Officers	NA		NA	NA	NA	
Air Force/ANG/USAFR Enlisted	NA		NA	NA	NA	
Air Force/ANG/USAFR Officers	NA		NA	NA	NA	
Coast Guard Enlisted	NA		NA	NA	NA	
Coast Guard Officers	NA		NA	NA	NA	

Note. Percent responding are military members who answered the question, who were identified as Navy or U.S. Navy Reserve in the sample frame (June 2011), who were warrant officers or commissioned officers (Q1), and who completed USNWC (Q37a/Q39h).

NR: Not reportable

NA: Not applicable

42. What year did you complete the following courses at the US Naval War College (USNWC)?**a. College of Naval Command and Staff (CNCS)**

- | | | |
|--------------------|----------|---------|
| 1. 2001 or earlier | 2. 2002 | 3. 2003 |
| 4. 2004 | 5. 2005 | 6. 2006 |
| 7. 2007 | 8. 2008 | 9. 2009 |
| 10. 2010 | 11. 2011 | |

	Percent Responding		Percentages											Max ME	
			1	2	3	4	5	6	7	8	9	10	11		
TOTAL FORCE	0	±1	NR	0°	NR	NR	NR	NR	NR	NR	NR	NR	NR	NR	±0
Total Active Duty	0	±1	NR	0°	NR	NR	NR	NR	NR	NR	NR	NR	NR	NR	±0
Total Reserve	0	±1	NR	0°	NR	NR	NR	NR	NR	NR	NR	NR	NR	NR	±0
Total National Guard	NA		NA	NA	NA	NA	NA	NA	NA	NA	NA	NA	NA	NA	
SERVICE/COMPONENT															
Army/ARNG/USAR	NA		NA	NA	NA	NA	NA	NA	NA	NA	NA	NA	NA	NA	
Navy/USNR	1	±1	NR	0°	NR	NR	NR	NR	NR	NR	NR	NR	NR	NR	±0
Marine Corps/USMCR	NA		NA	NA	NA	NA	NA	NA	NA	NA	NA	NA	NA	NA	
Air Force/ANG/USAFR	NA		NA	NA	NA	NA	NA	NA	NA	NA	NA	NA	NA	NA	
Coast Guard	NA		NA	NA	NA	NA	NA	NA	NA	NA	NA	NA	NA	NA	
PAYGRADE															
Enlisted	NA		NA	NA	NA	NA	NA	NA	NA	NA	NA	NA	NA	NA	
3 to 5 Years of Service	NA		NA	NA	NA	NA	NA	NA	NA	NA	NA	NA	NA	NA	
6 to 9 Years of Service	NA		NA	NA	NA	NA	NA	NA	NA	NA	NA	NA	NA	NA	
E1 – E4	NA		NA	NA	NA	NA	NA	NA	NA	NA	NA	NA	NA	NA	
E5 – E9	NA		NA	NA	NA	NA	NA	NA	NA	NA	NA	NA	NA	NA	
Officers	1	±1	NR	0°	NR	NR	NR	NR	NR	NR	NR	NR	NR	NR	±0
W1 – W5	NA		NA	NA	NA	NA	NA	NA	NA	NA	NA	NA	NA	NA	
O1 – O3	NA		NA	NA	NA	NA	NA	NA	NA	NA	NA	NA	NA	NA	
O4 – O6	2	±1	NR	0°	NR	NR	NR	NR	NR	NR	NR	NR	NR	NR	±0
EDUCATION															
No College	NA		NA	NA	NA	NA	NA	NA	NA	NA	NA	NA	NA	NA	
Some College	NA		NA	NA	NA	NA	NA	NA	NA	NA	NA	NA	NA	NA	
4-Year Degree	NA		NA	NA	NA	NA	NA	NA	NA	NA	NA	NA	NA	NA	
Graduate/Professional Degree	1	±1	NR	0°	NR	NR	NR	NR	NR	NR	NR	NR	NR	NR	±0
RACE/ETHNICITY															
Non-Hispanic White	0	±1	NR	0°	NR	NR	NR	NR	NR	NR	NR	NR	NR	NR	±0
Total Minority	0	±1	NR	0°	NR	NR	NR	NR	NR	NR	NR	NR	NR	NR	±0
Non-Hispanic Black	0	±1	NR	0°	NR	NR	NR	NR	NR	NR	NR	NR	NR	NR	
Hispanic	0	±1	NR	0°	NR	NR	NR	NR	NR	NR	NR	NR	NR	NR	
GENDER															
Male	0	±1	NR	0°	NR	NR	NR	NR	NR	NR	NR	NR	NR	NR	±0
Female	0	±1	NR	0°	NR	NR	NR	NR	NR	NR	NR	NR	NR	NR	
SERVICE/COMPONENT BY PAYGRADE															
Army/ARNG/USAR Enlisted	NA		NA	NA	NA	NA	NA	NA	NA	NA	NA	NA	NA	NA	
Army/ARNG/USAR Officers	NA		NA	NA	NA	NA	NA	NA	NA	NA	NA	NA	NA	NA	
Navy/USNR Enlisted	NA		NA	NA	NA	NA	NA	NA	NA	NA	NA	NA	NA	NA	
Navy/USNR Officers	5	±2	NR	0°	NR	NR	NR	NR	NR	NR	NR	NR	NR	NR	±0
Marine Corps/USMCR Enlisted	NA		NA	NA	NA	NA	NA	NA	NA	NA	NA	NA	NA	NA	
Marine Corps/USMCR Officers	NA		NA	NA	NA	NA	NA	NA	NA	NA	NA	NA	NA	NA	
Air Force/ANG/USAFR Enlisted	NA		NA	NA	NA	NA	NA	NA	NA	NA	NA	NA	NA	NA	
Air Force/ANG/USAFR Officers	NA		NA	NA	NA	NA	NA	NA	NA	NA	NA	NA	NA	NA	
Coast Guard Enlisted	NA		NA	NA	NA	NA	NA	NA	NA	NA	NA	NA	NA	NA	
Coast Guard Officers	NA		NA	NA	NA	NA	NA	NA	NA	NA	NA	NA	NA	NA	

Note. Percent responding are military members who answered the question, who were identified as Navy or U.S. Navy Reserve in the sample frame (June 2011), who were warrant officers or commissioned officers (Q1), and who completed CNCS at USNWC (Q37a/Q39h/Q41a).

NR: Not reportable

° Response option never endorsed.

NA: Not applicable

42. What year did you complete the following courses at the US Naval War College (USNWC)?

b. College of Naval Warfare (CNW)

- | | | |
|--------------------|----------|---------|
| 1. 2001 or earlier | 2. 2002 | 3. 2003 |
| 4. 2004 | 5. 2005 | 6. 2006 |
| 7. 2007 | 8. 2008 | 9. 2009 |
| 10. 2010 | 11. 2011 | |

	Percent Responding		Percentages											Max ME	
			1	2	3	4	5	6	7	8	9	10	11		
TOTAL FORCE	0	±1	NR	0°	0°	0°	0°	0°	0°	NR	NR	0°	0°	NR	±0
Total Active Duty	0	±1	NR	0°	0°	0°	0°	0°	0°	NR	NR	0°	0°	NR	
Total Reserve	0	±1	NR	0°	0°	0°	0°	0°	0°	NR	NR	0°	0°	NR	
Total National Guard	NA		NA	NA	NA	NA	NA	NA	NA	NA	NA	NA	NA	NA	
SERVICE/COMPONENT															
Army/ARNG/USAR	NA		NA	NA	NA	NA	NA	NA	NA	NA	NA	NA	NA	NA	
Navy/USNR	0	±1	NR	0°	0°	0°	0°	0°	0°	NR	NR	0°	0°	NR	±0
Marine Corps/USMCR	NA		NA	NA	NA	NA	NA	NA	NA	NA	NA	NA	NA	NA	
Air Force/ANG/USAFR	NA		NA	NA	NA	NA	NA	NA	NA	NA	NA	NA	NA	NA	
Coast Guard	NA		NA	NA	NA	NA	NA	NA	NA	NA	NA	NA	NA	NA	
PAYGRADE															
Enlisted	NA		NA	NA	NA	NA	NA	NA	NA	NA	NA	NA	NA	NA	
3 to 5 Years of Service	NA		NA	NA	NA	NA	NA	NA	NA	NA	NA	NA	NA	NA	
6 to 9 Years of Service	NA		NA	NA	NA	NA	NA	NA	NA	NA	NA	NA	NA	NA	
E1 – E4	NA		NA	NA	NA	NA	NA	NA	NA	NA	NA	NA	NA	NA	
E5 – E9	NA		NA	NA	NA	NA	NA	NA	NA	NA	NA	NA	NA	NA	
Officers	0	±1	NR	0°	0°	0°	0°	0°	0°	NR	NR	0°	0°	NR	±0
W1 – W5	NA		NA	NA	NA	NA	NA	NA	NA	NA	NA	NA	NA	NA	
O1 – O3	NA		NA	NA	NA	NA	NA	NA	NA	NA	NA	NA	NA	NA	
O4 – O6	0	±1	NR	0°	0°	0°	0°	0°	0°	NR	NR	0°	0°	NR	±0
EDUCATION															
No College	NA		NA	NA	NA	NA	NA	NA	NA	NA	NA	NA	NA	NA	
Some College	NA		NA	NA	NA	NA	NA	NA	NA	NA	NA	NA	NA	NA	
4-Year Degree	NA		NA	NA	NA	NA	NA	NA	NA	NA	NA	NA	NA	NA	
Graduate/Professional Degree	0	±1	NR	0°	0°	0°	0°	0°	0°	NR	NR	0°	0°	NR	±0
RACE/ETHNICITY															
Non-Hispanic White	0	±1	NR	0°	0°	0°	0°	0°	0°	NR	NR	0°	0°	NR	
Total Minority	0	±1	NR	0°	0°	0°	0°	0°	0°	NR	NR	0°	0°	NR	
Non-Hispanic Black	NA		NA	NA	NA	NA	NA	NA	NA	NA	NA	NA	NA	NA	
Hispanic	0	±1	NR	0°	0°	0°	0°	0°	0°	NR	NR	0°	0°	NR	
GENDER															
Male	0	±1	NR	0°	0°	0°	0°	0°	0°	NR	NR	0°	0°	NR	
Female	0	±1	NR	0°	0°	0°	0°	0°	0°	NR	NR	0°	0°	NR	
SERVICE/COMPONENT BY PAYGRADE															
Army/ARNG/USAR Enlisted	NA		NA	NA	NA	NA	NA	NA	NA	NA	NA	NA	NA	NA	
Army/ARNG/USAR Officers	NA		NA	NA	NA	NA	NA	NA	NA	NA	NA	NA	NA	NA	
Navy/USNR Enlisted	NA		NA	NA	NA	NA	NA	NA	NA	NA	NA	NA	NA	NA	
Navy/USNR Officers	1	±1	NR	0°	0°	0°	0°	0°	0°	NR	NR	0°	0°	NR	±0
Marine Corps/USMCR Enlisted	NA		NA	NA	NA	NA	NA	NA	NA	NA	NA	NA	NA	NA	
Marine Corps/USMCR Officers	NA		NA	NA	NA	NA	NA	NA	NA	NA	NA	NA	NA	NA	
Air Force/ANG/USAFR Enlisted	NA		NA	NA	NA	NA	NA	NA	NA	NA	NA	NA	NA	NA	
Air Force/ANG/USAFR Officers	NA		NA	NA	NA	NA	NA	NA	NA	NA	NA	NA	NA	NA	
Coast Guard Enlisted	NA		NA	NA	NA	NA	NA	NA	NA	NA	NA	NA	NA	NA	
Coast Guard Officers	NA		NA	NA	NA	NA	NA	NA	NA	NA	NA	NA	NA	NA	

Note. Percent responding are military members who answered the question, who were identified as Navy or U.S. Navy Reserve in the sample frame (June 2011), who were warrant officers or commissioned officers (Q1), and who completed CNW at USNWC (Q37a/Q39h/Q41b).

NR: Not reportable

° Response option never endorsed.

NA: Not applicable

42. What year did you complete the following courses at the US Naval War College (USNWC)?

c. Maritime Advanced Warfighting School (MAWS; previously Naval Operator Planner Course or NOPC)

- | | | |
|--------------------|----------|---------|
| 1. 2001 or earlier | 2. 2002 | 3. 2003 |
| 4. 2004 | 5. 2005 | 6. 2006 |
| 7. 2007 | 8. 2008 | 9. 2009 |
| 10. 2010 | 11. 2011 | |

	Percent Responding		Percentages											Max ME
			1	2	3	4	5	6	7	8	9	10	11	
TOTAL FORCE	0	±1	0°	0°	0°	0°	0°	NR	NR	0°	0°	NR	0°	
Total Active Duty	0	±1	0°	0°	0°	0°	0°	NR	NR	0°	0°	NR	0°	
Total Reserve	NA		NA	NA	NA	NA	NA	NA	NA	NA	NA	NA	NA	
Total National Guard	NA		NA	NA	NA	NA	NA	NA	NA	NA	NA	NA	NA	
SERVICE/COMPONENT														
Army/ARNG/USAR	NA		NA	NA	NA	NA	NA	NA	NA	NA	NA	NA	NA	
Navy/USNR	0	±1	0°	0°	0°	0°	0°	NR	NR	0°	0°	NR	0°	
Marine Corps/USMCR	NA		NA	NA	NA	NA	NA	NA	NA	NA	NA	NA	NA	
Air Force/ANG/USAFR	NA		NA	NA	NA	NA	NA	NA	NA	NA	NA	NA	NA	
Coast Guard	NA		NA	NA	NA	NA	NA	NA	NA	NA	NA	NA	NA	
PAYGRADE														
Enlisted	NA		NA	NA	NA	NA	NA	NA	NA	NA	NA	NA	NA	
3 to 5 Years of Service	NA		NA	NA	NA	NA	NA	NA	NA	NA	NA	NA	NA	
6 to 9 Years of Service	NA		NA	NA	NA	NA	NA	NA	NA	NA	NA	NA	NA	
E1 – E4	NA		NA	NA	NA	NA	NA	NA	NA	NA	NA	NA	NA	
E5 – E9	NA		NA	NA	NA	NA	NA	NA	NA	NA	NA	NA	NA	
Officers	0	±1	0°	0°	0°	0°	0°	NR	NR	0°	0°	NR	0°	
W1 – W5	NA		NA	NA	NA	NA	NA	NA	NA	NA	NA	NA	NA	
O1 – O3	NA		NA	NA	NA	NA	NA	NA	NA	NA	NA	NA	NA	
O4 – O6	0	±1	0°	0°	0°	0°	0°	NR	NR	0°	0°	NR	0°	
EDUCATION														
No College	NA		NA	NA	NA	NA	NA	NA	NA	NA	NA	NA	NA	
Some College	NA		NA	NA	NA	NA	NA	NA	NA	NA	NA	NA	NA	
4-Year Degree	NA		NA	NA	NA	NA	NA	NA	NA	NA	NA	NA	NA	
Graduate/Professional Degree	0	±1	0°	0°	0°	0°	0°	NR	NR	0°	0°	NR	0°	
RACE/ETHNICITY														
Non-Hispanic White	0	±1	0°	0°	0°	0°	0°	NR	NR	0°	0°	NR	0°	
Total Minority	NA		NA	NA	NA	NA	NA	NA	NA	NA	NA	NA	NA	
Non-Hispanic Black	NA		NA	NA	NA	NA	NA	NA	NA	NA	NA	NA	NA	
Hispanic	NA		NA	NA	NA	NA	NA	NA	NA	NA	NA	NA	NA	
GENDER														
Male	0	±1	0°	0°	0°	0°	0°	NR	NR	0°	0°	NR	0°	
Female	0	±1	0°	0°	0°	0°	0°	NR	NR	0°	0°	NR	0°	
SERVICE/COMPONENT BY PAYGRADE														
Army/ARNG/USAR Enlisted	NA		NA	NA	NA	NA	NA	NA	NA	NA	NA	NA	NA	
Army/ARNG/USAR Officers	NA		NA	NA	NA	NA	NA	NA	NA	NA	NA	NA	NA	
Navy/USNR Enlisted	NA		NA	NA	NA	NA	NA	NA	NA	NA	NA	NA	NA	
Navy/USNR Officers	1	±1	0°	0°	0°	0°	0°	NR	NR	0°	0°	NR	0°	
Marine Corps/USMCR Enlisted	NA		NA	NA	NA	NA	NA	NA	NA	NA	NA	NA	NA	
Marine Corps/USMCR Officers	NA		NA	NA	NA	NA	NA	NA	NA	NA	NA	NA	NA	
Air Force/ANG/USAFR Enlisted	NA		NA	NA	NA	NA	NA	NA	NA	NA	NA	NA	NA	
Air Force/ANG/USAFR Officers	NA		NA	NA	NA	NA	NA	NA	NA	NA	NA	NA	NA	
Coast Guard Enlisted	NA		NA	NA	NA	NA	NA	NA	NA	NA	NA	NA	NA	
Coast Guard Officers	NA		NA	NA	NA	NA	NA	NA	NA	NA	NA	NA	NA	

Note. Percent responding are military members who answered the question, who were identified as Navy or U.S. Navy Reserve in the sample frame (June 2011), who were warrant officers or commissioned officers, and who completed MAWS at USNWC (Q37a/Q39h/Q41c).

NR: Not reportable

° Response option never endorsed.

NA: Not applicable

43. Have you completed the following Professional Military Education (PME) or professional development courses?

- a. Command and Staff College (Air, Army, Marine Corps, or Naval)
- b. War College (Air, Army, Marine Corps, or Naval)
- c. Joint Forces Staff College (JFSC)
- d. Industrial College of the Armed Forces (ICAF)
- e. Naval Postgraduate School (NPS)
- f. National War College (NWC)
- g. Executive Leadership Program
- h. Foreign Service Institute (FSI) - Senior Seminar
- i. Harvard National Security Fellowship
- j. Leadership and Management School (LAMS)
- k. Management Development Seminar I (formerly Seminar for New Managers)
- l. Management Development Seminar II
- m. Other

	Percent Responding		Percentages													Max ME
			a	b	c	d	e	f	g	h	i	j	k	l	m	
TOTAL FORCE	0	±1	1	3	0	0	3	1	3	0	0	67	3	0°	12	±7
Total Active Duty	0	±1	1	3	0	0	3	1	3	0	0	67	3	0°	12	±7
Total Reserve	NA		NA	NA	NA	NA	NA	NA	NA	NA	NA	NA	NA	NA	NA	
Total National Guard	NA		NA	NA	NA	NA	NA	NA	NA	NA	NA	NA	NA	NA	NA	
SERVICE/COMPONENT																
Army/ARNG/USAR	NA		NA	NA	NA	NA	NA	NA	NA	NA	NA	NA	NA	NA	NA	
Navy/USNR	NA		NA	NA	NA	NA	NA	NA	NA	NA	NA	NA	NA	NA	NA	
Marine Corps/USMCR	NA		NA	NA	NA	NA	NA	NA	NA	NA	NA	NA	NA	NA	NA	
Air Force/ANG/USAFR	NA		NA	NA	NA	NA	NA	NA	NA	NA	NA	NA	NA	NA	NA	
Coast Guard	16	±1	1	3	0	0	3	1	3	0	0	67	3	0°	12	±7
PAYGRADE																
Enlisted	NA		NA	NA	NA	NA	NA	NA	NA	NA	NA	NA	NA	NA	NA	
3 to 5 Years of Service	NA		NA	NA	NA	NA	NA	NA	NA	NA	NA	NA	NA	NA	NA	
6 to 9 Years of Service	NA		NA	NA	NA	NA	NA	NA	NA	NA	NA	NA	NA	NA	NA	
E1 – E4	NA		NA	NA	NA	NA	NA	NA	NA	NA	NA	NA	NA	NA	NA	
E5 – E9	NA		NA	NA	NA	NA	NA	NA	NA	NA	NA	NA	NA	NA	NA	
Officers	2	±1	1	3	0	0	3	1	3	0	0	67	3	0°	12	±7
W1 – W5	NA		NA	NA	NA	NA	NA	NA	NA	NA	NA	NA	NA	NA	NA	
O1 – O3	2	±1	0	1	NR	NR	NR	NR	1	NR	NR	72	3	0°	8	±9
O4 – O6	2	±1	3	7	NR	NR	9	3	7	NR	NR	57	3	0°	18	±12
EDUCATION																
No College	0	±1	NR	NR	NR	NR	NR	NR	NR	NR	NR	NR	NR	0°	NR	
Some College	0	±1	NR	NR	NR	NR	NR	NR	NR	NR	NR	NR	NR	0°	NR	±0
4-Year Degree	1	±1	NR	3	NR	NR	NR	1	NR	NR	NR	76	2	0°	9	±10
Graduate/Professional Degree	1	±1	3	4	1	1	8	1	5	1	1	59	2	0°	13	±11
RACE/ETHNICITY																
Non-Hispanic White	0	±1	1	3	1	1	3	1	3	1	1	67	1	0°	11	±9
Total Minority	0	±1	1	3	NR	NR	4	NR	NR	NR	NR	66	7	0°	14	±15
Non-Hispanic Black	0	±1	NR	NR	NR	NR	NR	NR	NR	NR	NR	NR	NR	0°	NR	±0
Hispanic	0	±1	NR	NR	NR	NR	NR	NR	NR	NR	NR	NR	NR	0°	NR	±0
GENDER																
Male	0	±1	1	3	1	0	3	1	2	1	1	65	3	0°	12	±8
Female	0	±1	NR	NR	NR	NR	NR	NR	NR	NR	NR	NR	NR	0°	NR	±0
SERVICE/COMPONENT BY PAYGRADE																
Army/ARNG/USAR Enlisted	NA		NA	NA	NA	NA	NA	NA	NA	NA	NA	NA	NA	NA	NA	
Army/ARNG/USAR Officers	NA		NA	NA	NA	NA	NA	NA	NA	NA	NA	NA	NA	NA	NA	
Navy/USNR Enlisted	NA		NA	NA	NA	NA	NA	NA	NA	NA	NA	NA	NA	NA	NA	
Navy/USNR Officers	NA		NA	NA	NA	NA	NA	NA	NA	NA	NA	NA	NA	NA	NA	
Marine Corps/USMCR Enlisted	NA		NA	NA	NA	NA	NA	NA	NA	NA	NA	NA	NA	NA	NA	
Marine Corps/USMCR Officers	NA		NA	NA	NA	NA	NA	NA	NA	NA	NA	NA	NA	NA	NA	
Air Force/ANG/USAFR Enlisted	NA		NA	NA	NA	NA	NA	NA	NA	NA	NA	NA	NA	NA	NA	
Air Force/ANG/USAFR Officers	NA		NA	NA	NA	NA	NA	NA	NA	NA	NA	NA	NA	NA	NA	
Coast Guard Enlisted	NA		NA	NA	NA	NA	NA	NA	NA	NA	NA	NA	NA	NA	NA	
Coast Guard Officers	79	±3	1	3	0	0	3	1	3	0	0	67	3	0°	12	±7

Note. Percent responding are military members who answered the question, who were identified as Coast Guard in the sample frame (June 2011), and who were commissioned officers (Q1).

NR: Not reportable

° Response option never endorsed.

NA: Not applicable

44. What year did you complete the following Professional Military Education (PME) or professional development course(s)?

a. Command and Staff College (Air, Army, Marine Corps, or Naval)

- | | | |
|--------------------|----------|---------|
| 1. 2001 or earlier | 2. 2002 | 3. 2003 |
| 4. 2004 | 5. 2005 | 6. 2006 |
| 7. 2007 | 8. 2008 | 9. 2009 |
| 10. 2010 | 11. 2011 | |

	Percent Responding		Percentages											Max ME	
			1	2	3	4	5	6	7	8	9	10	11		
TOTAL FORCE	0	±1	0°	0°	0°	0°	0°	0°	0°	NR	0°	0°	NR	NR	
Total Active Duty	0	±1	0°	0°	0°	0°	0°	0°	0°	NR	0°	0°	NR	NR	
Total Reserve	NA		NA	NA	NA	NA	NA	NA	NA	NA	NA	NA	NA	NA	
Total National Guard	NA		NA	NA	NA	NA	NA	NA	NA	NA	NA	NA	NA	NA	
SERVICE/COMPONENT															
Army/ARNG/USAR	NA		NA	NA	NA	NA	NA	NA	NA	NA	NA	NA	NA	NA	
Navy/USNR	NA		NA	NA	NA	NA	NA	NA	NA	NA	NA	NA	NA	NA	
Marine Corps/USMCR	NA		NA	NA	NA	NA	NA	NA	NA	NA	NA	NA	NA	NA	
Air Force/ANG/USAFR	NA		NA	NA	NA	NA	NA	NA	NA	NA	NA	NA	NA	NA	
Coast Guard	0	±1	0°	0°	0°	0°	0°	0°	0°	NR	0°	0°	NR	NR	
PAYGRADE															
Enlisted	NA		NA	NA	NA	NA	NA	NA	NA	NA	NA	NA	NA	NA	
3 to 5 Years of Service	NA		NA	NA	NA	NA	NA	NA	NA	NA	NA	NA	NA	NA	
6 to 9 Years of Service	NA		NA	NA	NA	NA	NA	NA	NA	NA	NA	NA	NA	NA	
E1 – E4	NA		NA	NA	NA	NA	NA	NA	NA	NA	NA	NA	NA	NA	
E5 – E9	NA		NA	NA	NA	NA	NA	NA	NA	NA	NA	NA	NA	NA	
Officers	0	±1	0°	0°	0°	0°	0°	0°	0°	NR	0°	0°	NR	NR	
W1 – W5	NA		NA	NA	NA	NA	NA	NA	NA	NA	NA	NA	NA	NA	
O1 – O3	0	±1	0°	0°	0°	0°	0°	0°	0°	NR	0°	0°	NR	NR	
O4 – O6	0	±1	0°	0°	0°	0°	0°	0°	0°	NR	0°	0°	NR	NR	
EDUCATION															
No College	NA		NA	NA	NA	NA	NA	NA	NA	NA	NA	NA	NA	NA	
Some College	NA		NA	NA	NA	NA	NA	NA	NA	NA	NA	NA	NA	NA	
4-Year Degree	NA		NA	NA	NA	NA	NA	NA	NA	NA	NA	NA	NA	NA	
Graduate/Professional Degree	0	±1	0°	0°	0°	0°	0°	0°	0°	NR	0°	0°	NR	NR	
RACE/ETHNICITY															
Non-Hispanic White	0	±1	0°	0°	0°	0°	0°	0°	0°	NR	0°	0°	NR	NR	
Total Minority	0	±1	0°	0°	0°	0°	0°	0°	0°	NR	0°	0°	NR	NR	
Non-Hispanic Black	0	±1	0°	0°	0°	0°	0°	0°	0°	NR	0°	0°	NR	NR	
Hispanic	NA		NA	NA	NA	NA	NA	NA	NA	NA	NA	NA	NA	NA	
GENDER															
Male	0	±1	0°	0°	0°	0°	0°	0°	0°	NR	0°	0°	NR	NR	
Female	0	±1	0°	0°	0°	0°	0°	0°	0°	NR	0°	0°	NR	NR	
SERVICE/COMPONENT BY PAYGRADE															
Army/ARNG/USAR Enlisted	NA		NA	NA	NA	NA	NA	NA	NA	NA	NA	NA	NA	NA	
Army/ARNG/USAR Officers	NA		NA	NA	NA	NA	NA	NA	NA	NA	NA	NA	NA	NA	
Navy/USNR Enlisted	NA		NA	NA	NA	NA	NA	NA	NA	NA	NA	NA	NA	NA	
Navy/USNR Officers	NA		NA	NA	NA	NA	NA	NA	NA	NA	NA	NA	NA	NA	
Marine Corps/USMCR Enlisted	NA		NA	NA	NA	NA	NA	NA	NA	NA	NA	NA	NA	NA	
Marine Corps/USMCR Officers	NA		NA	NA	NA	NA	NA	NA	NA	NA	NA	NA	NA	NA	
Air Force/ANG/USAFR Enlisted	NA		NA	NA	NA	NA	NA	NA	NA	NA	NA	NA	NA	NA	
Air Force/ANG/USAFR Officers	NA		NA	NA	NA	NA	NA	NA	NA	NA	NA	NA	NA	NA	
Coast Guard Enlisted	NA		NA	NA	NA	NA	NA	NA	NA	NA	NA	NA	NA	NA	
Coast Guard Officers	1	±2	0°	0°	0°	0°	0°	0°	0°	NR	0°	0°	NR	NR	

Note. Percent responding are military members who answered the question, who were identified as Coast Guard in the sample frame (June 2011), who were commissioned officers (Q1), and who completed Command and Staff College (Q43a).

NR: Not reportable

° Response option never endorsed.

NA: Not applicable

44. What year did you complete the following Professional Military Education (PME) or professional development course(s)?

b. War College (Air, Army, Marine Corps, or Naval)

- | | | |
|--------------------|----------|---------|
| 1. 2001 or earlier | 2. 2002 | 3. 2003 |
| 4. 2004 | 5. 2005 | 6. 2006 |
| 7. 2007 | 8. 2008 | 9. 2009 |
| 10. 2010 | 11. 2011 | |

	Percent Responding		Percentages											Max ME
			1	2	3	4	5	6	7	8	9	10	11	
TOTAL FORCE	0	±1	NR	NR	0°	0°	NR	0°	0°	0°	0°	NR	NR	±0
Total Active Duty	0	±1	NR	NR	0°	0°	NR	0°	0°	0°	0°	NR	NR	±0
Total Reserve	NA		NA	NA	NA	NA	NA	NA	NA	NA	NA	NA	NA	
Total National Guard	NA		NA	NA	NA	NA	NA	NA	NA	NA	NA	NA	NA	
SERVICE/COMPONENT														
Army/ARNG/USAR	NA		NA	NA	NA	NA	NA	NA	NA	NA	NA	NA	NA	
Navy/USNR	NA		NA	NA	NA	NA	NA	NA	NA	NA	NA	NA	NA	
Marine Corps/USMCR	NA		NA	NA	NA	NA	NA	NA	NA	NA	NA	NA	NA	
Air Force/ANG/USAFR	NA		NA	NA	NA	NA	NA	NA	NA	NA	NA	NA	NA	
Coast Guard	0	±1	NR	NR	0°	0°	NR	0°	0°	0°	0°	NR	NR	±0
PAYGRADE														
Enlisted	NA		NA	NA	NA	NA	NA	NA	NA	NA	NA	NA	NA	
3 to 5 Years of Service	NA		NA	NA	NA	NA	NA	NA	NA	NA	NA	NA	NA	
6 to 9 Years of Service	NA		NA	NA	NA	NA	NA	NA	NA	NA	NA	NA	NA	
E1 – E4	NA		NA	NA	NA	NA	NA	NA	NA	NA	NA	NA	NA	
E5 – E9	NA		NA	NA	NA	NA	NA	NA	NA	NA	NA	NA	NA	
Officers	0	±1	NR	NR	0°	0°	NR	0°	0°	0°	0°	NR	NR	±0
W1 – W5	NA		NA	NA	NA	NA	NA	NA	NA	NA	NA	NA	NA	
O1 – O3	0	±1	NR	NR	0°	0°	NR	0°	0°	0°	0°	NR	NR	
O4 – O6	0	±1	NR	NR	0°	0°	NR	0°	0°	0°	0°	NR	NR	
EDUCATION														
No College	NA		NA	NA	NA	NA	NA	NA	NA	NA	NA	NA	NA	
Some College	NA		NA	NA	NA	NA	NA	NA	NA	NA	NA	NA	NA	
4-Year Degree	0	±1	NR	NR	0°	0°	NR	0°	0°	0°	0°	NR	NR	
Graduate/Professional Degree	0	±1	NR	NR	0°	0°	NR	0°	0°	0°	0°	NR	NR	
RACE/ETHNICITY														
Non-Hispanic White	0	±1	NR	NR	0°	0°	NR	0°	0°	0°	0°	NR	NR	
Total Minority	0	±1	NR	NR	0°	0°	NR	0°	0°	0°	0°	NR	NR	
Non-Hispanic Black	0	±1	NR	NR	0°	0°	NR	0°	0°	0°	0°	NR	NR	
Hispanic	0	±1	NR	NR	0°	0°	NR	0°	0°	0°	0°	NR	NR	
GENDER														
Male	0	±1	NR	NR	0°	0°	NR	0°	0°	0°	0°	NR	NR	±0
Female	0	±1	NR	NR	0°	0°	NR	0°	0°	0°	0°	NR	NR	
SERVICE/COMPONENT BY PAYGRADE														
Army/ARNG/USAR Enlisted	NA		NA	NA	NA	NA	NA	NA	NA	NA	NA	NA	NA	
Army/ARNG/USAR Officers	NA		NA	NA	NA	NA	NA	NA	NA	NA	NA	NA	NA	
Navy/USNR Enlisted	NA		NA	NA	NA	NA	NA	NA	NA	NA	NA	NA	NA	
Navy/USNR Officers	NA		NA	NA	NA	NA	NA	NA	NA	NA	NA	NA	NA	
Marine Corps/USMCR Enlisted	NA		NA	NA	NA	NA	NA	NA	NA	NA	NA	NA	NA	
Marine Corps/USMCR Officers	NA		NA	NA	NA	NA	NA	NA	NA	NA	NA	NA	NA	
Air Force/ANG/USAFR Enlisted	NA		NA	NA	NA	NA	NA	NA	NA	NA	NA	NA	NA	
Air Force/ANG/USAFR Officers	NA		NA	NA	NA	NA	NA	NA	NA	NA	NA	NA	NA	
Coast Guard Enlisted	NA		NA	NA	NA	NA	NA	NA	NA	NA	NA	NA	NA	
Coast Guard Officers	2	±2	NR	NR	0°	0°	NR	0°	0°	0°	0°	NR	NR	±0

Note. Percent responding are military members who answered the question, who were identified as Coast Guard in the sample frame (June 2011), who were commissioned officers (Q1), and who completed Air, Army, Marine Corps, or Naval War College (43b).

NR: Not reportable

° Response option never endorsed.

NA: Not applicable

44. What year did you complete the following Professional Military Education (PME) or professional development course(s)?

c. Joint Forces Staff College (JFSC)

- | | | |
|--------------------|----------|---------|
| 1. 2001 or earlier | 2. 2002 | 3. 2003 |
| 4. 2004 | 5. 2005 | 6. 2006 |
| 7. 2007 | 8. 2008 | 9. 2009 |
| 10. 2010 | 11. 2011 | |

	Percent Responding		Percentages											Max ME
			1	2	3	4	5	6	7	8	9	10	11	
TOTAL FORCE	0	±1	0°	0°	0°	0°	0°	0°	0°	NR	0°	0°	0°	0°
Total Active Duty	0	±1	0°	0°	0°	0°	0°	0°	0°	NR	0°	0°	0°	0°
Total Reserve	NA		NA	NA	NA	NA	NA	NA	NA	NA	NA	NA	NA	NA
Total National Guard	NA		NA	NA	NA	NA	NA	NA	NA	NA	NA	NA	NA	NA
SERVICE/COMPONENT														
Army/ARNG/USAR	NA		NA	NA	NA	NA	NA	NA	NA	NA	NA	NA	NA	NA
Navy/USNR	NA		NA	NA	NA	NA	NA	NA	NA	NA	NA	NA	NA	NA
Marine Corps/USMCR	NA		NA	NA	NA	NA	NA	NA	NA	NA	NA	NA	NA	NA
Air Force/ANG/USAFR	NA		NA	NA	NA	NA	NA	NA	NA	NA	NA	NA	NA	NA
Coast Guard	0	±1	0°	0°	0°	0°	0°	0°	0°	NR	0°	0°	0°	0°
PAYGRADE														
Enlisted	NA		NA	NA	NA	NA	NA	NA	NA	NA	NA	NA	NA	NA
3 to 5 Years of Service	NA		NA	NA	NA	NA	NA	NA	NA	NA	NA	NA	NA	NA
6 to 9 Years of Service	NA		NA	NA	NA	NA	NA	NA	NA	NA	NA	NA	NA	NA
E1 – E4	NA		NA	NA	NA	NA	NA	NA	NA	NA	NA	NA	NA	NA
E5 – E9	NA		NA	NA	NA	NA	NA	NA	NA	NA	NA	NA	NA	NA
Officers	0	±1	0°	0°	0°	0°	0°	0°	0°	NR	0°	0°	0°	0°
W1 – W5	NA		NA	NA	NA	NA	NA	NA	NA	NA	NA	NA	NA	NA
O1 – O3	NA		NA	NA	NA	NA	NA	NA	NA	NA	NA	NA	NA	NA
O4 – O6	0	±1	0°	0°	0°	0°	0°	0°	0°	NR	0°	0°	0°	0°
EDUCATION														
No College	NA		NA	NA	NA	NA	NA	NA	NA	NA	NA	NA	NA	NA
Some College	NA		NA	NA	NA	NA	NA	NA	NA	NA	NA	NA	NA	NA
4-Year Degree	NA		NA	NA	NA	NA	NA	NA	NA	NA	NA	NA	NA	NA
Graduate/Professional Degree	0	±1	0°	0°	0°	0°	0°	0°	0°	NR	0°	0°	0°	0°
RACE/ETHNICITY														
Non-Hispanic White	0	±1	0°	0°	0°	0°	0°	0°	0°	NR	0°	0°	0°	0°
Total Minority	NA		NA	NA	NA	NA	NA	NA	NA	NA	NA	NA	NA	NA
Non-Hispanic Black	NA		NA	NA	NA	NA	NA	NA	NA	NA	NA	NA	NA	NA
Hispanic	NA		NA	NA	NA	NA	NA	NA	NA	NA	NA	NA	NA	NA
GENDER														
Male	0	±1	0°	0°	0°	0°	0°	0°	0°	NR	0°	0°	0°	0°
Female	NA		NA	NA	NA	NA	NA	NA	NA	NA	NA	NA	NA	NA
SERVICE/COMPONENT BY PAYGRADE														
Army/ARNG/USAR Enlisted	NA		NA	NA	NA	NA	NA	NA	NA	NA	NA	NA	NA	NA
Army/ARNG/USAR Officers	NA		NA	NA	NA	NA	NA	NA	NA	NA	NA	NA	NA	NA
Navy/USNR Enlisted	NA		NA	NA	NA	NA	NA	NA	NA	NA	NA	NA	NA	NA
Navy/USNR Officers	NA		NA	NA	NA	NA	NA	NA	NA	NA	NA	NA	NA	NA
Marine Corps/USMCR Enlisted	NA		NA	NA	NA	NA	NA	NA	NA	NA	NA	NA	NA	NA
Marine Corps/USMCR Officers	NA		NA	NA	NA	NA	NA	NA	NA	NA	NA	NA	NA	NA
Air Force/ANG/USAFR Enlisted	NA		NA	NA	NA	NA	NA	NA	NA	NA	NA	NA	NA	NA
Air Force/ANG/USAFR Officers	NA		NA	NA	NA	NA	NA	NA	NA	NA	NA	NA	NA	NA
Coast Guard Enlisted	NA		NA	NA	NA	NA	NA	NA	NA	NA	NA	NA	NA	NA
Coast Guard Officers	0	±1	0°	0°	0°	0°	0°	0°	0°	NR	0°	0°	0°	0°

Note. Percent responding are military members who answered the question, who were identified as Coast Guard in the sample frame (June 2011), who were commissioned officers (Q1), and who completed JFSC (Q43c).

NR: Not reportable

° Response option never endorsed.

NA: Not applicable

44. What year did you complete the following Professional Military Education (PME) or professional development course(s)?

d. Industrial College of the Armed Forces (ICAF)

- | | | |
|--------------------|----------|---------|
| 1. 2001 or earlier | 2. 2002 | 3. 2003 |
| 4. 2004 | 5. 2005 | 6. 2006 |
| 7. 2007 | 8. 2008 | 9. 2009 |
| 10. 2010 | 11. 2011 | |

	Percent Responding		Percentages											Max ME
			1	2	3	4	5	6	7	8	9	10	11	
TOTAL FORCE	0	±1	0°	0°	0°	0°	0°	0°	0°	0°	NR	0°	0°	0°
Total Active Duty	0	±1	0°	0°	0°	0°	0°	0°	0°	0°	NR	0°	0°	0°
Total Reserve	NA		NA	NA	NA	NA	NA	NA	NA	NA	NA	NA	NA	NA
Total National Guard	NA		NA	NA	NA	NA	NA	NA	NA	NA	NA	NA	NA	NA
SERVICE/COMPONENT														
Army/ARNG/USAR	NA		NA	NA	NA	NA	NA	NA	NA	NA	NA	NA	NA	NA
Navy/USNR	NA		NA	NA	NA	NA	NA	NA	NA	NA	NA	NA	NA	NA
Marine Corps/USMCR	NA		NA	NA	NA	NA	NA	NA	NA	NA	NA	NA	NA	NA
Air Force/ANG/USAFR	NA		NA	NA	NA	NA	NA	NA	NA	NA	NA	NA	NA	NA
Coast Guard	0	±1	0°	0°	0°	0°	0°	0°	0°	0°	NR	0°	0°	0°
PAYGRADE														
Enlisted	NA		NA	NA	NA	NA	NA	NA	NA	NA	NA	NA	NA	NA
3 to 5 Years of Service	NA		NA	NA	NA	NA	NA	NA	NA	NA	NA	NA	NA	NA
6 to 9 Years of Service	NA		NA	NA	NA	NA	NA	NA	NA	NA	NA	NA	NA	NA
E1 – E4	NA		NA	NA	NA	NA	NA	NA	NA	NA	NA	NA	NA	NA
E5 – E9	NA		NA	NA	NA	NA	NA	NA	NA	NA	NA	NA	NA	NA
Officers	0	±1	0°	0°	0°	0°	0°	0°	0°	0°	NR	0°	0°	0°
W1 – W5	NA		NA	NA	NA	NA	NA	NA	NA	NA	NA	NA	NA	NA
O1 – O3	NA		NA	NA	NA	NA	NA	NA	NA	NA	NA	NA	NA	NA
O4 – O6	0	±1	0°	0°	0°	0°	0°	0°	0°	0°	NR	0°	0°	0°
EDUCATION														
No College	NA		NA	NA	NA	NA	NA	NA	NA	NA	NA	NA	NA	NA
Some College	NA		NA	NA	NA	NA	NA	NA	NA	NA	NA	NA	NA	NA
4-Year Degree	NA		NA	NA	NA	NA	NA	NA	NA	NA	NA	NA	NA	NA
Graduate/Professional Degree	0	±1	0°	0°	0°	0°	0°	0°	0°	0°	NR	0°	0°	0°
RACE/ETHNICITY														
Non-Hispanic White	0	±1	0°	0°	0°	0°	0°	0°	0°	0°	NR	0°	0°	0°
Total Minority	NA		NA	NA	NA	NA	NA	NA	NA	NA	NA	NA	NA	NA
Non-Hispanic Black	NA		NA	NA	NA	NA	NA	NA	NA	NA	NA	NA	NA	NA
Hispanic	NA		NA	NA	NA	NA	NA	NA	NA	NA	NA	NA	NA	NA
GENDER														
Male	NA		NA	NA	NA	NA	NA	NA	NA	NA	NA	NA	NA	NA
Female	0	±1	0°	0°	0°	0°	0°	0°	0°	0°	NR	0°	0°	0°
SERVICE/COMPONENT BY PAYGRADE														
Army/ARNG/USAR Enlisted	NA		NA	NA	NA	NA	NA	NA	NA	NA	NA	NA	NA	NA
Army/ARNG/USAR Officers	NA		NA	NA	NA	NA	NA	NA	NA	NA	NA	NA	NA	NA
Navy/USNR Enlisted	NA		NA	NA	NA	NA	NA	NA	NA	NA	NA	NA	NA	NA
Navy/USNR Officers	NA		NA	NA	NA	NA	NA	NA	NA	NA	NA	NA	NA	NA
Marine Corps/USMCR Enlisted	NA		NA	NA	NA	NA	NA	NA	NA	NA	NA	NA	NA	NA
Marine Corps/USMCR Officers	NA		NA	NA	NA	NA	NA	NA	NA	NA	NA	NA	NA	NA
Air Force/ANG/USAFR Enlisted	NA		NA	NA	NA	NA	NA	NA	NA	NA	NA	NA	NA	NA
Air Force/ANG/USAFR Officers	NA		NA	NA	NA	NA	NA	NA	NA	NA	NA	NA	NA	NA
Coast Guard Enlisted	NA		NA	NA	NA	NA	NA	NA	NA	NA	NA	NA	NA	NA
Coast Guard Officers	0	±1	0°	0°	0°	0°	0°	0°	0°	0°	NR	0°	0°	0°

Note. Percent responding are military members who answered the question, who were identified as Coast Guard in the sample frame (June 2011), who were commissioned officers (Q1), and who completed ICAF (Q43d).

NR: Not reportable

° Response option never endorsed.

NA: Not applicable

44. What year did you complete the following Professional Military Education (PME) or professional development course(s)?

e. Naval Postgraduate School (NPS)

- | | | |
|--------------------|----------|---------|
| 1. 2001 or earlier | 2. 2002 | 3. 2003 |
| 4. 2004 | 5. 2005 | 6. 2006 |
| 7. 2007 | 8. 2008 | 9. 2009 |
| 10. 2010 | 11. 2011 | |

	Percent Responding		Percentages											Max ME
			1	2	3	4	5	6	7	8	9	10	11	
TOTAL FORCE	0	±1	NR	0°	0°	0°	0°	NR	NR	0°	0°	NR	0°	±0
Total Active Duty	0	±1	NR	0°	0°	0°	0°	NR	NR	0°	0°	NR	0°	±0
Total Reserve	NA		NA	NA	NA	NA	NA	NA	NA	NA	NA	NA	NA	
Total National Guard	NA		NA	NA	NA	NA	NA	NA	NA	NA	NA	NA	NA	
SERVICE/COMPONENT														
Army/ARNG/USAR	NA		NA	NA	NA	NA	NA	NA	NA	NA	NA	NA	NA	
Navy/USNR	NA		NA	NA	NA	NA	NA	NA	NA	NA	NA	NA	NA	
Marine Corps/USMCR	NA		NA	NA	NA	NA	NA	NA	NA	NA	NA	NA	NA	
Air Force/ANG/USAFR	NA		NA	NA	NA	NA	NA	NA	NA	NA	NA	NA	NA	
Coast Guard	0	±1	NR	0°	0°	0°	0°	NR	NR	0°	0°	NR	0°	±0
PAYGRADE														
Enlisted	NA		NA	NA	NA	NA	NA	NA	NA	NA	NA	NA	NA	
3 to 5 Years of Service	NA		NA	NA	NA	NA	NA	NA	NA	NA	NA	NA	NA	
6 to 9 Years of Service	NA		NA	NA	NA	NA	NA	NA	NA	NA	NA	NA	NA	
E1 – E4	NA		NA	NA	NA	NA	NA	NA	NA	NA	NA	NA	NA	
E5 – E9	NA		NA	NA	NA	NA	NA	NA	NA	NA	NA	NA	NA	
Officers	0	±1	NR	0°	0°	0°	0°	NR	NR	0°	0°	NR	0°	±0
W1 – W5	NA		NA	NA	NA	NA	NA	NA	NA	NA	NA	NA	NA	
O1 – O3	NA		NA	NA	NA	NA	NA	NA	NA	NA	NA	NA	NA	
O4 – O6	0	±1	NR	0°	0°	0°	0°	NR	NR	0°	0°	NR	0°	±0
EDUCATION														
No College	NA		NA	NA	NA	NA	NA	NA	NA	NA	NA	NA	NA	
Some College	NA		NA	NA	NA	NA	NA	NA	NA	NA	NA	NA	NA	
4-Year Degree	NA		NA	NA	NA	NA	NA	NA	NA	NA	NA	NA	NA	
Graduate/Professional Degree	0	±1	NR	0°	0°	0°	0°	NR	NR	0°	0°	NR	0°	±0
RACE/ETHNICITY														
Non-Hispanic White	0	±1	NR	0°	0°	0°	0°	NR	NR	0°	0°	NR	0°	
Total Minority	0	±1	NR	0°	0°	0°	0°	NR	NR	0°	0°	NR	0°	
Non-Hispanic Black	NA		NA	NA	NA	NA	NA	NA	NA	NA	NA	NA	NA	
Hispanic	0	±1	NR	0°	0°	0°	0°	NR	NR	0°	0°	NR	0°	
GENDER														
Male	0	±1	NR	0°	0°	0°	0°	NR	NR	0°	0°	NR	0°	±0
Female	0	±1	NR	0°	0°	0°	0°	NR	NR	0°	0°	NR	0°	
SERVICE/COMPONENT BY PAYGRADE														
Army/ARNG/USAR Enlisted	NA		NA	NA	NA	NA	NA	NA	NA	NA	NA	NA	NA	
Army/ARNG/USAR Officers	NA		NA	NA	NA	NA	NA	NA	NA	NA	NA	NA	NA	
Navy/USNR Enlisted	NA		NA	NA	NA	NA	NA	NA	NA	NA	NA	NA	NA	
Navy/USNR Officers	NA		NA	NA	NA	NA	NA	NA	NA	NA	NA	NA	NA	
Marine Corps/USMCR Enlisted	NA		NA	NA	NA	NA	NA	NA	NA	NA	NA	NA	NA	
Marine Corps/USMCR Officers	NA		NA	NA	NA	NA	NA	NA	NA	NA	NA	NA	NA	
Air Force/ANG/USAFR Enlisted	NA		NA	NA	NA	NA	NA	NA	NA	NA	NA	NA	NA	
Air Force/ANG/USAFR Officers	NA		NA	NA	NA	NA	NA	NA	NA	NA	NA	NA	NA	
Coast Guard Enlisted	NA		NA	NA	NA	NA	NA	NA	NA	NA	NA	NA	NA	
Coast Guard Officers	2	±2	NR	0°	0°	0°	0°	NR	NR	0°	0°	NR	0°	±0

Note. Percent responding are military members who answered the question, who were identified as Coast Guard in the sample frame (June 2011), who were commissioned officers (Q1), and who completed NPS (Q43e).

NR: Not reportable

° Response option never endorsed.

NA: Not applicable

44. What year did you complete the following Professional Military Education (PME) or professional development course(s)?

f. National War College (NWC)

- | | | |
|--------------------|----------|---------|
| 1. 2001 or earlier | 2. 2002 | 3. 2003 |
| 4. 2004 | 5. 2005 | 6. 2006 |
| 7. 2007 | 8. 2008 | 9. 2009 |
| 10. 2010 | 11. 2011 | |

	Percent Responding		Percentages											Max ME
			1	2	3	4	5	6	7	8	9	10	11	
TOTAL FORCE	0	±1	0°	0°	NR	0°	0°	0°	NR	0°	0°	0°	0°	
Total Active Duty	0	±1	0°	0°	NR	0°	0°	0°	NR	0°	0°	0°	0°	
Total Reserve	NA		NA	NA	NA	NA	NA	NA	NA	NA	NA	NA	NA	
Total National Guard	NA		NA	NA	NA	NA	NA	NA	NA	NA	NA	NA	NA	
SERVICE/COMPONENT														
Army/ARNG/USAR	NA		NA	NA	NA	NA	NA	NA	NA	NA	NA	NA	NA	
Navy/USNR	NA		NA	NA	NA	NA	NA	NA	NA	NA	NA	NA	NA	
Marine Corps/USMCR	NA		NA	NA	NA	NA	NA	NA	NA	NA	NA	NA	NA	
Air Force/ANG/USAFR	NA		NA	NA	NA	NA	NA	NA	NA	NA	NA	NA	NA	
Coast Guard	0	±1	0°	0°	NR	0°	0°	0°	NR	0°	0°	0°	0°	
PAYGRADE														
Enlisted	NA		NA	NA	NA	NA	NA	NA	NA	NA	NA	NA	NA	
3 to 5 Years of Service	NA		NA	NA	NA	NA	NA	NA	NA	NA	NA	NA	NA	
6 to 9 Years of Service	NA		NA	NA	NA	NA	NA	NA	NA	NA	NA	NA	NA	
E1 – E4	NA		NA	NA	NA	NA	NA	NA	NA	NA	NA	NA	NA	
E5 – E9	NA		NA	NA	NA	NA	NA	NA	NA	NA	NA	NA	NA	
Officers	0	±1	0°	0°	NR	0°	0°	0°	NR	0°	0°	0°	0°	
W1 – W5	NA		NA	NA	NA	NA	NA	NA	NA	NA	NA	NA	NA	
O1 – O3	NA		NA	NA	NA	NA	NA	NA	NA	NA	NA	NA	NA	
O4 – O6	0	±1	0°	0°	NR	0°	0°	0°	NR	0°	0°	0°	0°	
EDUCATION														
No College	NA		NA	NA	NA	NA	NA	NA	NA	NA	NA	NA	NA	
Some College	NA		NA	NA	NA	NA	NA	NA	NA	NA	NA	NA	NA	
4-Year Degree	0	±1	0°	0°	NR	0°	0°	0°	NR	0°	0°	0°	0°	
Graduate/Professional Degree	0	±1	0°	0°	NR	0°	0°	0°	NR	0°	0°	0°	0°	
RACE/ETHNICITY														
Non-Hispanic White	0	±1	0°	0°	NR	0°	0°	0°	NR	0°	0°	0°	0°	
Total Minority	NA		NA	NA	NA	NA	NA	NA	NA	NA	NA	NA	NA	
Non-Hispanic Black	NA		NA	NA	NA	NA	NA	NA	NA	NA	NA	NA	NA	
Hispanic	NA		NA	NA	NA	NA	NA	NA	NA	NA	NA	NA	NA	
GENDER														
Male	0	±1	0°	0°	NR	0°	0°	0°	NR	0°	0°	0°	0°	
Female	0	±1	0°	0°	NR	0°	0°	0°	NR	0°	0°	0°	0°	
SERVICE/COMPONENT BY PAYGRADE														
Army/ARNG/USAR Enlisted	NA		NA	NA	NA	NA	NA	NA	NA	NA	NA	NA	NA	
Army/ARNG/USAR Officers	NA		NA	NA	NA	NA	NA	NA	NA	NA	NA	NA	NA	
Navy/USNR Enlisted	NA		NA	NA	NA	NA	NA	NA	NA	NA	NA	NA	NA	
Navy/USNR Officers	NA		NA	NA	NA	NA	NA	NA	NA	NA	NA	NA	NA	
Marine Corps/USMCR Enlisted	NA		NA	NA	NA	NA	NA	NA	NA	NA	NA	NA	NA	
Marine Corps/USMCR Officers	NA		NA	NA	NA	NA	NA	NA	NA	NA	NA	NA	NA	
Air Force/ANG/USAFR Enlisted	NA		NA	NA	NA	NA	NA	NA	NA	NA	NA	NA	NA	
Air Force/ANG/USAFR Officers	NA		NA	NA	NA	NA	NA	NA	NA	NA	NA	NA	NA	
Coast Guard Enlisted	NA		NA	NA	NA	NA	NA	NA	NA	NA	NA	NA	NA	
Coast Guard Officers	1	±2	0°	0°	NR	0°	0°	0°	NR	0°	0°	0°	0°	

Note. Percent responding are military members who answered the question, who were identified as Coast Guard in the sample frame (June 2011), who were commissioned officers (Q1), and who completed NWC (Q43f).

NR: Not reportable

° Response option never endorsed.

NA: Not applicable

44. What year did you complete the following Professional Military Education (PME) or professional development course(s)?

g. Executive Leadership Program

- | | | |
|--------------------|----------|---------|
| 1. 2001 or earlier | 2. 2002 | 3. 2003 |
| 4. 2004 | 5. 2005 | 6. 2006 |
| 7. 2007 | 8. 2008 | 9. 2009 |
| 10. 2010 | 11. 2011 | |

	Percent Responding		Percentages											Max ME	
			1	2	3	4	5	6	7	8	9	10	11		
TOTAL FORCE	0	±1	0°	0°	0°	0°	0°	0°	0°	0°	0°	NR	NR	NR	±0
Total Active Duty	0	±1	0°	0°	0°	0°	0°	0°	0°	0°	0°	NR	NR	NR	±0
Total Reserve	NA		NA	NA	NA	NA	NA	NA	NA	NA	NA	NA	NA	NA	
Total National Guard	NA		NA	NA	NA	NA	NA	NA	NA	NA	NA	NA	NA	NA	
SERVICE/COMPONENT															
Army/ARNG/USAR	NA		NA	NA	NA	NA	NA	NA	NA	NA	NA	NA	NA	NA	
Navy/USNR	NA		NA	NA	NA	NA	NA	NA	NA	NA	NA	NA	NA	NA	
Marine Corps/USMCR	NA		NA	NA	NA	NA	NA	NA	NA	NA	NA	NA	NA	NA	
Air Force/ANG/USAFR	NA		NA	NA	NA	NA	NA	NA	NA	NA	NA	NA	NA	NA	
Coast Guard	0	±1	0°	0°	0°	0°	0°	0°	0°	0°	0°	NR	NR	NR	±0
PAYGRADE															
Enlisted	NA		NA	NA	NA	NA	NA	NA	NA	NA	NA	NA	NA	NA	
3 to 5 Years of Service	NA		NA	NA	NA	NA	NA	NA	NA	NA	NA	NA	NA	NA	
6 to 9 Years of Service	NA		NA	NA	NA	NA	NA	NA	NA	NA	NA	NA	NA	NA	
E1 – E4	NA		NA	NA	NA	NA	NA	NA	NA	NA	NA	NA	NA	NA	
E5 – E9	NA		NA	NA	NA	NA	NA	NA	NA	NA	NA	NA	NA	NA	
Officers	0	±1	0°	0°	0°	0°	0°	0°	0°	0°	0°	NR	NR	NR	±0
W1 – W5	NA		NA	NA	NA	NA	NA	NA	NA	NA	NA	NA	NA	NA	
O1 – O3	0	±1	0°	0°	0°	0°	0°	0°	0°	0°	0°	NR	NR	NR	
O4 – O6	0	±1	0°	0°	0°	0°	0°	0°	0°	0°	0°	NR	NR	NR	
EDUCATION															
No College	NA		NA	NA	NA	NA	NA	NA	NA	NA	NA	NA	NA	NA	
Some College	NA		NA	NA	NA	NA	NA	NA	NA	NA	NA	NA	NA	NA	
4-Year Degree	0	±1	0°	0°	0°	0°	0°	0°	0°	0°	0°	NR	NR	NR	
Graduate/Professional Degree	0	±1	0°	0°	0°	0°	0°	0°	0°	0°	0°	NR	NR	NR	
RACE/ETHNICITY															
Non-Hispanic White	0	±1	0°	0°	0°	0°	0°	0°	0°	0°	0°	NR	NR	NR	
Total Minority	0	±1	0°	0°	0°	0°	0°	0°	0°	0°	0°	NR	NR	NR	
Non-Hispanic Black	NA		NA	NA	NA	NA	NA	NA	NA	NA	NA	NA	NA	NA	
Hispanic	NA		NA	NA	NA	NA	NA	NA	NA	NA	NA	NA	NA	NA	
GENDER															
Male	0	±1	0°	0°	0°	0°	0°	0°	0°	0°	0°	NR	NR	NR	
Female	0	±1	0°	0°	0°	0°	0°	0°	0°	0°	0°	NR	NR	NR	
SERVICE/COMPONENT BY PAYGRADE															
Army/ARNG/USAR Enlisted	NA		NA	NA	NA	NA	NA	NA	NA	NA	NA	NA	NA	NA	
Army/ARNG/USAR Officers	NA		NA	NA	NA	NA	NA	NA	NA	NA	NA	NA	NA	NA	
Navy/USNR Enlisted	NA		NA	NA	NA	NA	NA	NA	NA	NA	NA	NA	NA	NA	
Navy/USNR Officers	NA		NA	NA	NA	NA	NA	NA	NA	NA	NA	NA	NA	NA	
Marine Corps/USMCR Enlisted	NA		NA	NA	NA	NA	NA	NA	NA	NA	NA	NA	NA	NA	
Marine Corps/USMCR Officers	NA		NA	NA	NA	NA	NA	NA	NA	NA	NA	NA	NA	NA	
Air Force/ANG/USAFR Enlisted	NA		NA	NA	NA	NA	NA	NA	NA	NA	NA	NA	NA	NA	
Air Force/ANG/USAFR Officers	NA		NA	NA	NA	NA	NA	NA	NA	NA	NA	NA	NA	NA	
Coast Guard Enlisted	NA		NA	NA	NA	NA	NA	NA	NA	NA	NA	NA	NA	NA	
Coast Guard Officers	2	±2	0°	0°	0°	0°	0°	0°	0°	0°	0°	NR	NR	NR	±0

Note. Percent responding are military members who answered the question, who were identified as Coast Guard in the sample frame (June 2011), who were commissioned officers (Q1), and who completed Executive Leadership Program (Q43g).

NR: Not reportable

° Response option never endorsed.

NA: Not applicable

44. What year did you complete the following Professional Military Education (PME) or professional development course(s)?

h. Foreign Service Institute (FSI) - Senior Seminar

- | | | |
|--------------------|----------|---------|
| 1. 2001 or earlier | 2. 2002 | 3. 2003 |
| 4. 2004 | 5. 2005 | 6. 2006 |
| 7. 2007 | 8. 2008 | 9. 2009 |
| 10. 2010 | 11. 2011 | |

	Percent Responding		Percentages											Max ME
			1	2	3	4	5	6	7	8	9	10	11	
TOTAL FORCE	0	±1	0°	0°	0°	0°	0°	0°	0°	NR	0°	0°	0°	0°
Total Active Duty	0	±1	0°	0°	0°	0°	0°	0°	0°	NR	0°	0°	0°	0°
Total Reserve	NA		NA	NA	NA	NA	NA	NA	NA	NA	NA	NA	NA	NA
Total National Guard	NA		NA	NA	NA	NA	NA	NA	NA	NA	NA	NA	NA	NA
SERVICE/COMPONENT														
Army/ARNG/USAR	NA		NA	NA	NA	NA	NA	NA	NA	NA	NA	NA	NA	NA
Navy/USNR	NA		NA	NA	NA	NA	NA	NA	NA	NA	NA	NA	NA	NA
Marine Corps/USMCR	NA		NA	NA	NA	NA	NA	NA	NA	NA	NA	NA	NA	NA
Air Force/ANG/USAFR	NA		NA	NA	NA	NA	NA	NA	NA	NA	NA	NA	NA	NA
Coast Guard	0	±1	0°	0°	0°	0°	0°	0°	NR	0°	0°	0°	0°	0°
PAYGRADE														
Enlisted	NA		NA	NA	NA	NA	NA	NA	NA	NA	NA	NA	NA	NA
3 to 5 Years of Service	NA		NA	NA	NA	NA	NA	NA	NA	NA	NA	NA	NA	NA
6 to 9 Years of Service	NA		NA	NA	NA	NA	NA	NA	NA	NA	NA	NA	NA	NA
E1 – E4	NA		NA	NA	NA	NA	NA	NA	NA	NA	NA	NA	NA	NA
E5 – E9	NA		NA	NA	NA	NA	NA	NA	NA	NA	NA	NA	NA	NA
Officers	0	±1	0°	0°	0°	0°	0°	0°	NR	0°	0°	0°	0°	0°
W1 – W5	NA		NA	NA	NA	NA	NA	NA	NA	NA	NA	NA	NA	NA
O1 – O3	NA		NA	NA	NA	NA	NA	NA	NA	NA	NA	NA	NA	NA
O4 – O6	0	±1	0°	0°	0°	0°	0°	0°	NR	0°	0°	0°	0°	0°
EDUCATION														
No College	NA		NA	NA	NA	NA	NA	NA	NA	NA	NA	NA	NA	NA
Some College	NA		NA	NA	NA	NA	NA	NA	NA	NA	NA	NA	NA	NA
4-Year Degree	NA		NA	NA	NA	NA	NA	NA	NA	NA	NA	NA	NA	NA
Graduate/Professional Degree	0	±1	0°	0°	0°	0°	0°	0°	NR	0°	0°	0°	0°	0°
RACE/ETHNICITY														
Non-Hispanic White	0	±1	0°	0°	0°	0°	0°	0°	NR	0°	0°	0°	0°	0°
Total Minority	NA		NA	NA	NA	NA	NA	NA	NA	NA	NA	NA	NA	NA
Non-Hispanic Black	NA		NA	NA	NA	NA	NA	NA	NA	NA	NA	NA	NA	NA
Hispanic	NA		NA	NA	NA	NA	NA	NA	NA	NA	NA	NA	NA	NA
GENDER														
Male	0	±1	0°	0°	0°	0°	0°	0°	NR	0°	0°	0°	0°	0°
Female	NA		NA	NA	NA	NA	NA	NA	NA	NA	NA	NA	NA	NA
SERVICE/COMPONENT BY PAYGRADE														
Army/ARNG/USAR Enlisted	NA		NA	NA	NA	NA	NA	NA	NA	NA	NA	NA	NA	NA
Army/ARNG/USAR Officers	NA		NA	NA	NA	NA	NA	NA	NA	NA	NA	NA	NA	NA
Navy/USNR Enlisted	NA		NA	NA	NA	NA	NA	NA	NA	NA	NA	NA	NA	NA
Navy/USNR Officers	NA		NA	NA	NA	NA	NA	NA	NA	NA	NA	NA	NA	NA
Marine Corps/USMCR Enlisted	NA		NA	NA	NA	NA	NA	NA	NA	NA	NA	NA	NA	NA
Marine Corps/USMCR Officers	NA		NA	NA	NA	NA	NA	NA	NA	NA	NA	NA	NA	NA
Air Force/ANG/USAFR Enlisted	NA		NA	NA	NA	NA	NA	NA	NA	NA	NA	NA	NA	NA
Air Force/ANG/USAFR Officers	NA		NA	NA	NA	NA	NA	NA	NA	NA	NA	NA	NA	NA
Coast Guard Enlisted	NA		NA	NA	NA	NA	NA	NA	NA	NA	NA	NA	NA	NA
Coast Guard Officers	0	±1	0°	0°	0°	0°	0°	0°	NR	0°	0°	0°	0°	0°

Note. Percent responding are military members who answered the question, who were identified as Coast Guard in the sample frame (June 2011), who were commissioned officers (Q1), and who completed FSI - Senior Seminar (Q43h).

NR: Not reportable

° Response option never endorsed.

NA: Not applicable

44. What year did you complete the following Professional Military Education (PME) or professional development course(s)?

i. Harvard National Security Fellowship

- | | | |
|--------------------|----------|---------|
| 1. 2001 or earlier | 2. 2002 | 3. 2003 |
| 4. 2004 | 5. 2005 | 6. 2006 |
| 7. 2007 | 8. 2008 | 9. 2009 |
| 10. 2010 | 11. 2011 | |

	Percent Responding		Percentages											Max ME
			1	2	3	4	5	6	7	8	9	10	11	
TOTAL FORCE	0	±1	0°	0°	0°	0°	0°	NR	0°	0°	0°	0°	0°	
Total Active Duty	0	±1	0°	0°	0°	0°	0°	NR	0°	0°	0°	0°	0°	
Total Reserve	NA		NA	NA	NA	NA	NA	NA	NA	NA	NA	NA	NA	
Total National Guard	NA		NA	NA	NA	NA	NA	NA	NA	NA	NA	NA	NA	
SERVICE/COMPONENT														
Army/ARNG/USAR	NA		NA	NA	NA	NA	NA	NA	NA	NA	NA	NA	NA	
Navy/USNR	NA		NA	NA	NA	NA	NA	NA	NA	NA	NA	NA	NA	
Marine Corps/USMCR	NA		NA	NA	NA	NA	NA	NA	NA	NA	NA	NA	NA	
Air Force/ANG/USAFR	NA		NA	NA	NA	NA	NA	NA	NA	NA	NA	NA	NA	
Coast Guard	0	±1	0°	0°	0°	0°	0°	NR	0°	0°	0°	0°	0°	
PAYGRADE														
Enlisted	NA		NA	NA	NA	NA	NA	NA	NA	NA	NA	NA	NA	
3 to 5 Years of Service	NA		NA	NA	NA	NA	NA	NA	NA	NA	NA	NA	NA	
6 to 9 Years of Service	NA		NA	NA	NA	NA	NA	NA	NA	NA	NA	NA	NA	
E1 – E4	NA		NA	NA	NA	NA	NA	NA	NA	NA	NA	NA	NA	
E5 – E9	NA		NA	NA	NA	NA	NA	NA	NA	NA	NA	NA	NA	
Officers	0	±1	0°	0°	0°	0°	0°	NR	0°	0°	0°	0°	0°	
W1 – W5	NA		NA	NA	NA	NA	NA	NA	NA	NA	NA	NA	NA	
O1 – O3	NA		NA	NA	NA	NA	NA	NA	NA	NA	NA	NA	NA	
O4 – O6	0	±1	0°	0°	0°	0°	0°	NR	0°	0°	0°	0°	0°	
EDUCATION														
No College	NA		NA	NA	NA	NA	NA	NA	NA	NA	NA	NA	NA	
Some College	NA		NA	NA	NA	NA	NA	NA	NA	NA	NA	NA	NA	
4-Year Degree	NA		NA	NA	NA	NA	NA	NA	NA	NA	NA	NA	NA	
Graduate/Professional Degree	0	±1	0°	0°	0°	0°	0°	NR	0°	0°	0°	0°	0°	
RACE/ETHNICITY														
Non-Hispanic White	0	±1	0°	0°	0°	0°	0°	NR	0°	0°	0°	0°	0°	
Total Minority	NA		NA	NA	NA	NA	NA	NA	NA	NA	NA	NA	NA	
Non-Hispanic Black	NA		NA	NA	NA	NA	NA	NA	NA	NA	NA	NA	NA	
Hispanic	NA		NA	NA	NA	NA	NA	NA	NA	NA	NA	NA	NA	
GENDER														
Male	0	±1	0°	0°	0°	0°	0°	NR	0°	0°	0°	0°	0°	
Female	NA		NA	NA	NA	NA	NA	NA	NA	NA	NA	NA	NA	
SERVICE/COMPONENT BY PAYGRADE														
Army/ARNG/USAR Enlisted	NA		NA	NA	NA	NA	NA	NA	NA	NA	NA	NA	NA	
Army/ARNG/USAR Officers	NA		NA	NA	NA	NA	NA	NA	NA	NA	NA	NA	NA	
Navy/USNR Enlisted	NA		NA	NA	NA	NA	NA	NA	NA	NA	NA	NA	NA	
Navy/USNR Officers	NA		NA	NA	NA	NA	NA	NA	NA	NA	NA	NA	NA	
Marine Corps/USMCR Enlisted	NA		NA	NA	NA	NA	NA	NA	NA	NA	NA	NA	NA	
Marine Corps/USMCR Officers	NA		NA	NA	NA	NA	NA	NA	NA	NA	NA	NA	NA	
Air Force/ANG/USAFR Enlisted	NA		NA	NA	NA	NA	NA	NA	NA	NA	NA	NA	NA	
Air Force/ANG/USAFR Officers	NA		NA	NA	NA	NA	NA	NA	NA	NA	NA	NA	NA	
Coast Guard Enlisted	NA		NA	NA	NA	NA	NA	NA	NA	NA	NA	NA	NA	
Coast Guard Officers	0	±1	0°	0°	0°	0°	0°	NR	0°	0°	0°	0°	0°	

Note. Percent responding are military members who answered the question, who were identified as Coast Guard in the sample frame (June 2011), who were commissioned officers (Q1), and who completed Harvard National Security Fellowship (Q43i).

NR: Not reportable

° Response option never endorsed.

NA: Not applicable

44. What year did you complete the following Professional Military Education (PME) or professional development course(s)?

j. Leadership and Management School (LAMS)

- | | | |
|--------------------|----------|---------|
| 1. 2001 or earlier | 2. 2002 | 3. 2003 |
| 4. 2004 | 5. 2005 | 6. 2006 |
| 7. 2007 | 8. 2008 | 9. 2009 |
| 10. 2010 | 11. 2011 | |

	Percent Responding		Percentages											Max ME
			1	2	3	4	5	6	7	8	9	10	11	
TOTAL FORCE	0	±1	25	5	11	6	7	13	17	7	5	4	0	±9
Total Active Duty	0	±1	25	5	11	6	7	13	17	7	5	4	0	±9
Total Reserve	NA		NA	NA	NA	NA	NA	NA	NA	NA	NA	NA	NA	
Total National Guard	NA		NA	NA	NA	NA	NA	NA	NA	NA	NA	NA	NA	
SERVICE/COMPONENT														
Army/ARNG/USAR	NA		NA	NA	NA	NA	NA	NA	NA	NA	NA	NA	NA	
Navy/USNR	NA		NA	NA	NA	NA	NA	NA	NA	NA	NA	NA	NA	
Marine Corps/USMCR	NA		NA	NA	NA	NA	NA	NA	NA	NA	NA	NA	NA	
Air Force/ANG/USAFR	NA		NA	NA	NA	NA	NA	NA	NA	NA	NA	NA	NA	
Coast Guard	11	±2	25	5	11	6	7	13	17	7	5	4	0	±9
PAYGRADE														
Enlisted	NA		NA	NA	NA	NA	NA	NA	NA	NA	NA	NA	NA	
3 to 5 Years of Service	NA		NA	NA	NA	NA	NA	NA	NA	NA	NA	NA	NA	
6 to 9 Years of Service	NA		NA	NA	NA	NA	NA	NA	NA	NA	NA	NA	NA	
E1 – E4	NA		NA	NA	NA	NA	NA	NA	NA	NA	NA	NA	NA	
E5 – E9	NA		NA	NA	NA	NA	NA	NA	NA	NA	NA	NA	NA	
Officers	1	±1	25	5	11	6	7	13	17	7	5	4	0	±9
W1 – W5	NA		NA	NA	NA	NA	NA	NA	NA	NA	NA	NA	NA	
O1 – O3	2	±1	7	4	10	5	9	18	24	9	8	7	1	±11
O4 – O6	1	±1	64	7	12	7	NR	NR	NR	NR	NR	NR	NR	±16
EDUCATION														
No College	0	±1	NR	NR	NR	NR	NR	NR	NR	NR	NR	NR	NR	
Some College	0	±1	NR	NR	NR	NR	NR	NR	NR	NR	NR	NR	NR	
4-Year Degree	1	±1	16	5	5	4	6	15	27	8	10	4	1	±13
Graduate/Professional Degree	1	±1	34	6	13	8	10	10	7	7	NR	6	NR	±13
RACE/ETHNICITY														
Non-Hispanic White	0	±1	24	4	12	5	7	12	17	7	5	5	0	±10
Total Minority	0	±1	29	7	NR	7	3	14	NR	NR	7	3	NR	±17
Non-Hispanic Black	0	±1	NR	NR	NR	NR	NR	NR	NR	NR	NR	NR	NR	
Hispanic	0	±1	NR	NR	NR	NR	NR	NR	NR	NR	NR	NR	NR	
GENDER														
Male	0	±1	25	5	10	7	7	15	16	7	4	5	0	±10
Female	0	±1	NR	NR	NR	NR	NR	NR	NR	NR	NR	NR	NR	
SERVICE/COMPONENT BY PAYGRADE														
Army/ARNG/USAR Enlisted	NA		NA	NA	NA	NA	NA	NA	NA	NA	NA	NA	NA	
Army/ARNG/USAR Officers	NA		NA	NA	NA	NA	NA	NA	NA	NA	NA	NA	NA	
Navy/USNR Enlisted	NA		NA	NA	NA	NA	NA	NA	NA	NA	NA	NA	NA	
Navy/USNR Officers	NA		NA	NA	NA	NA	NA	NA	NA	NA	NA	NA	NA	
Marine Corps/USMCR Enlisted	NA		NA	NA	NA	NA	NA	NA	NA	NA	NA	NA	NA	
Marine Corps/USMCR Officers	NA		NA	NA	NA	NA	NA	NA	NA	NA	NA	NA	NA	
Air Force/ANG/USAFR Enlisted	NA		NA	NA	NA	NA	NA	NA	NA	NA	NA	NA	NA	
Air Force/ANG/USAFR Officers	NA		NA	NA	NA	NA	NA	NA	NA	NA	NA	NA	NA	
Coast Guard Enlisted	NA		NA	NA	NA	NA	NA	NA	NA	NA	NA	NA	NA	
Coast Guard Officers	52	±6	25	5	11	6	7	13	17	7	5	4	0	±9

Note. Percent responding are military members who answered the question, who were identified as Coast Guard in the sample frame (June 2011), who were commissioned officers (Q1), and who completed LAMS (Q43j).

NR: Not reportable

NA: Not applicable

44. What year did you complete the following Professional Military Education (PME) or professional development course(s)?

k. Management Development Seminar I (formerly Seminar for New Managers)

- | | | |
|--------------------|----------|---------|
| 1. 2001 or earlier | 2. 2002 | 3. 2003 |
| 4. 2004 | 5. 2005 | 6. 2006 |
| 7. 2007 | 8. 2008 | 9. 2009 |
| 10. 2010 | 11. 2011 | |

	Percent Responding		Percentages											Max ME	
			1	2	3	4	5	6	7	8	9	10	11		
TOTAL FORCE	0	±1	0°	0°	0°	0°	0°	0°	0°	0°	0°	NR	NR	NR	±0
Total Active Duty	0	±1	0°	0°	0°	0°	0°	0°	0°	0°	0°	NR	NR	NR	±0
Total Reserve	NA		NA	NA	NA	NA	NA	NA	NA	NA	NA	NA	NA	NA	
Total National Guard	NA		NA	NA	NA	NA	NA	NA	NA	NA	NA	NA	NA	NA	
SERVICE/COMPONENT															
Army/ARNG/USAR	NA		NA	NA	NA	NA	NA	NA	NA	NA	NA	NA	NA	NA	
Navy/USNR	NA		NA	NA	NA	NA	NA	NA	NA	NA	NA	NA	NA	NA	
Marine Corps/USMCR	NA		NA	NA	NA	NA	NA	NA	NA	NA	NA	NA	NA	NA	
Air Force/ANG/USAFR	NA		NA	NA	NA	NA	NA	NA	NA	NA	NA	NA	NA	NA	
Coast Guard	0	±1	0°	0°	0°	0°	0°	0°	0°	0°	0°	NR	NR	NR	±0
PAYGRADE															
Enlisted	NA		NA	NA	NA	NA	NA	NA	NA	NA	NA	NA	NA	NA	
3 to 5 Years of Service	NA		NA	NA	NA	NA	NA	NA	NA	NA	NA	NA	NA	NA	
6 to 9 Years of Service	NA		NA	NA	NA	NA	NA	NA	NA	NA	NA	NA	NA	NA	
E1 – E4	NA		NA	NA	NA	NA	NA	NA	NA	NA	NA	NA	NA	NA	
E5 – E9	NA		NA	NA	NA	NA	NA	NA	NA	NA	NA	NA	NA	NA	
Officers	0	±1	0°	0°	0°	0°	0°	0°	0°	0°	0°	NR	NR	NR	±0
W1 – W5	NA		NA	NA	NA	NA	NA	NA	NA	NA	NA	NA	NA	NA	
O1 – O3	0	±1	0°	0°	0°	0°	0°	0°	0°	0°	0°	NR	NR	NR	
O4 – O6	0	±1	0°	0°	0°	0°	0°	0°	0°	0°	0°	NR	NR	NR	
EDUCATION															
No College	0	±1	0°	0°	0°	0°	0°	0°	0°	0°	0°	NR	NR	NR	
Some College	NA		NA	NA	NA	NA	NA	NA	NA	NA	NA	NA	NA	NA	
4-Year Degree	0	±1	0°	0°	0°	0°	0°	0°	0°	0°	0°	NR	NR	NR	
Graduate/Professional Degree	0	±1	0°	0°	0°	0°	0°	0°	0°	0°	0°	NR	NR	NR	
RACE/ETHNICITY															
Non-Hispanic White	0	±1	0°	0°	0°	0°	0°	0°	0°	0°	0°	NR	NR	NR	
Total Minority	0	±1	0°	0°	0°	0°	0°	0°	0°	0°	0°	NR	NR	NR	
Non-Hispanic Black	0	±1	0°	0°	0°	0°	0°	0°	0°	0°	0°	NR	NR	NR	
Hispanic	0	±1	0°	0°	0°	0°	0°	0°	0°	0°	0°	NR	NR	NR	
GENDER															
Male	0	±1	0°	0°	0°	0°	0°	0°	0°	0°	0°	NR	NR	NR	±0
Female	NA		NA	NA	NA	NA	NA	NA	NA	NA	NA	NA	NA	NA	
SERVICE/COMPONENT BY PAYGRADE															
Army/ARNG/USAR Enlisted	NA		NA	NA	NA	NA	NA	NA	NA	NA	NA	NA	NA	NA	
Army/ARNG/USAR Officers	NA		NA	NA	NA	NA	NA	NA	NA	NA	NA	NA	NA	NA	
Navy/USNR Enlisted	NA		NA	NA	NA	NA	NA	NA	NA	NA	NA	NA	NA	NA	
Navy/USNR Officers	NA		NA	NA	NA	NA	NA	NA	NA	NA	NA	NA	NA	NA	
Marine Corps/USMCR Enlisted	NA		NA	NA	NA	NA	NA	NA	NA	NA	NA	NA	NA	NA	
Marine Corps/USMCR Officers	NA		NA	NA	NA	NA	NA	NA	NA	NA	NA	NA	NA	NA	
Air Force/ANG/USAFR Enlisted	NA		NA	NA	NA	NA	NA	NA	NA	NA	NA	NA	NA	NA	
Air Force/ANG/USAFR Officers	NA		NA	NA	NA	NA	NA	NA	NA	NA	NA	NA	NA	NA	
Coast Guard Enlisted	NA		NA	NA	NA	NA	NA	NA	NA	NA	NA	NA	NA	NA	
Coast Guard Officers	2	±2	0°	0°	0°	0°	0°	0°	0°	0°	0°	NR	NR	NR	±0

Note. Percent responding are military members who answered the question, who were identified as Coast Guard in the sample frame (June 2011), who were commissioned officers (Q1), and who completed Management Development Seminar I (Q43k).

NR: Not reportable

° Response option never endorsed.

NA: Not applicable

44. What year did you complete the following Professional Military Education (PME) or professional development course(s)?

m. Other

- | | | |
|--------------------|----------|---------|
| 1. 2001 or earlier | 2. 2002 | 3. 2003 |
| 4. 2004 | 5. 2005 | 6. 2006 |
| 7. 2007 | 8. 2008 | 9. 2009 |
| 10. 2010 | 11. 2011 | |

	Percent Responding		Percentages											Max ME
			1	2	3	4	5	6	7	8	9	10	11	
TOTAL FORCE	0	±1	NR	NR	0°	NR	NR	NR	NR	0°	NR	NR	NR	±0
Total Active Duty	0	±1	NR	NR	0°	NR	NR	NR	NR	0°	NR	NR	NR	±0
Total Reserve	NA		NA	NA	NA	NA	NA	NA	NA	NA	NA	NA	NA	
Total National Guard	NA		NA	NA	NA	NA	NA	NA	NA	NA	NA	NA	NA	
SERVICE/COMPONENT														
Army/ARNG/USAR	NA		NA	NA	NA	NA	NA	NA	NA	NA	NA	NA	NA	
Navy/USNR	NA		NA	NA	NA	NA	NA	NA	NA	NA	NA	NA	NA	
Marine Corps/USMCR	NA		NA	NA	NA	NA	NA	NA	NA	NA	NA	NA	NA	
Air Force/ANG/USAFR	NA		NA	NA	NA	NA	NA	NA	NA	NA	NA	NA	NA	
Coast Guard	2	±1	NR	NR	0°	NR	NR	NR	NR	0°	NR	NR	NR	±0
PAYGRADE														
Enlisted	NA		NA	NA	NA	NA	NA	NA	NA	NA	NA	NA	NA	
3 to 5 Years of Service	NA		NA	NA	NA	NA	NA	NA	NA	NA	NA	NA	NA	
6 to 9 Years of Service	NA		NA	NA	NA	NA	NA	NA	NA	NA	NA	NA	NA	
E1 – E4	NA		NA	NA	NA	NA	NA	NA	NA	NA	NA	NA	NA	
E5 – E9	NA		NA	NA	NA	NA	NA	NA	NA	NA	NA	NA	NA	
Officers	0	±1	NR	NR	0°	NR	NR	NR	NR	0°	NR	NR	NR	±0
W1 – W5	NA		NA	NA	NA	NA	NA	NA	NA	NA	NA	NA	NA	
O1 – O3	0	±1	NR	NR	0°	NR	NR	NR	NR	0°	NR	NR	NR	±0
O4 – O6	0	±1	NR	NR	0°	NR	NR	NR	NR	0°	NR	NR	NR	±0
EDUCATION														
No College	0	±1	NR	NR	0°	NR	NR	NR	NR	0°	NR	NR	NR	
Some College	0	±1	NR	NR	0°	NR	NR	NR	NR	0°	NR	NR	NR	
4-Year Degree	0	±1	NR	NR	0°	NR	NR	NR	NR	0°	NR	NR	NR	±0
Graduate/Professional Degree	0	±1	NR	NR	0°	NR	NR	NR	NR	0°	NR	NR	NR	±0
RACE/ETHNICITY														
Non-Hispanic White	0	±1	NR	NR	0°	NR	NR	NR	NR	0°	NR	NR	NR	±0
Total Minority	0	±1	NR	NR	0°	NR	NR	NR	NR	0°	NR	NR	NR	±0
Non-Hispanic Black	0	±1	NR	NR	0°	NR	NR	NR	NR	0°	NR	NR	NR	
Hispanic	0	±1	NR	NR	0°	NR	NR	NR	NR	0°	NR	NR	NR	
GENDER														
Male	0	±1	NR	NR	0°	NR	NR	NR	NR	0°	NR	NR	NR	±0
Female	0	±1	NR	NR	0°	NR	NR	NR	NR	0°	NR	NR	NR	
SERVICE/COMPONENT BY PAYGRADE														
Army/ARNG/USAR Enlisted	NA		NA	NA	NA	NA	NA	NA	NA	NA	NA	NA	NA	
Army/ARNG/USAR Officers	NA		NA	NA	NA	NA	NA	NA	NA	NA	NA	NA	NA	
Navy/USNR Enlisted	NA		NA	NA	NA	NA	NA	NA	NA	NA	NA	NA	NA	
Navy/USNR Officers	NA		NA	NA	NA	NA	NA	NA	NA	NA	NA	NA	NA	
Marine Corps/USMCR Enlisted	NA		NA	NA	NA	NA	NA	NA	NA	NA	NA	NA	NA	
Marine Corps/USMCR Officers	NA		NA	NA	NA	NA	NA	NA	NA	NA	NA	NA	NA	
Air Force/ANG/USAFR Enlisted	NA		NA	NA	NA	NA	NA	NA	NA	NA	NA	NA	NA	
Air Force/ANG/USAFR Officers	NA		NA	NA	NA	NA	NA	NA	NA	NA	NA	NA	NA	
Coast Guard Enlisted	NA		NA	NA	NA	NA	NA	NA	NA	NA	NA	NA	NA	
Coast Guard Officers	9	±4	NR	NR	0°	NR	NR	NR	NR	0°	NR	NR	NR	±0

Note. Percent responding are military members who answered the question, who were identified as Coast Guard in the sample frame (June 2011), who were commissioned officers (Q1), and who completed PME or professional development courses not listed in Q43 (Q43m).

NR: Not reportable

° Response option never endorsed.

NA: Not applicable

45. Did you complete the following courses at the Joint Forces Staff College (JFSC)?

- a. Joint Advanced Warfighting School (JAWS) b. Joint & Combined Warfighting School (JCWS) c. Joint Command, Control & Information Operations School (JC2IOS)
- d. Advanced Joint Professional Military Education (AJPME) e. Joint Transition Course (JTC) f. Homeland Security Planner's Course (HLSPC)
- g. Joint, Interagency, and Multinational Planner's Course (JIMPC)

	Percent Responding		Percentages							Max ME
			a	b	c	d	e	f	g	
TOTAL FORCE	0	±1	5	36	NR	40	NR	6	4	±15
Total Active Duty	1	±1	6	38	7	37	2	NR	2	±16
Total Reserve	1	±1	NR	NR	NR	NR	NR	NR	NR	
Total National Guard	0	±1	NR	NR	NR	NR	NR	NR	NR	
SERVICE/COMPONENT										
Army/ARNG/USAR	0	±1	NR	NR	NR	NR	NR	NR	NR	
Navy/USNR	1	±1	NR	NR	NR	NR	NR	NR	NR	
Marine Corps/USMCR	0	±1	NR	NR	NR	NR	NR	NR	NR	
Air Force/ANG/USAFR	1	±1	NR	NR	NR	NR	NR	NR	NR	
Coast Guard	0	±1	NR	NR	NR	NR	NR	NR	NR	
PAYGRADE										
Enlisted	NA		NA	NA	NA	NA	NA	NA	NA	
3 to 5 Years of Service	NA		NA	NA	NA	NA	NA	NA	NA	
6 to 9 Years of Service	NA		NA	NA	NA	NA	NA	NA	NA	
E1 – E4	NA		NA	NA	NA	NA	NA	NA	NA	
E5 – E9	NA		NA	NA	NA	NA	NA	NA	NA	
Officers	3	±1	5	36	NR	40	NR	6	4	±15
W1 – W5	NA		NA	NA	NA	NA	NA	NA	NA	
O1 – O3	0	±1	NR	NR	NR	NR	NR	NR	NR	
O4 – O6	6	±2	5	39	6	41	2	7	5	±15
EDUCATION										
No College	NA		NA	NA	NA	NA	NA	NA	NA	
Some College	0	±1	NR	NR	NR	NR	NR	NR	NR	
4-Year Degree	0	±1	NR	NR	NR	NR	NR	NR	NR	
Graduate/Professional Degree	4	±2	5	35	NR	40	NR	7	NR	±15
RACE/ETHNICITY										
Non-Hispanic White	1	±1	5	33	NR	40	NR	NR	NR	±16
Total Minority	0	±1	NR	NR	2	NR	NR	NR	NR	±8
Non-Hispanic Black	0	±1	NR	NR	NR	NR	NR	NR	NR	
Hispanic	0	±1	NR	NR	NR	NR	NR	NR	NR	
GENDER										
Male	0	±1	5	40	5	42	2	7	5	±15
Female	0	±1	NR	NR	NR	NR	NR	NR	NR	
SERVICE/COMPONENT BY PAYGRADE										
Army/ARNG/USAR Enlisted	NA		NA	NA	NA	NA	NA	NA	NA	
Army/ARNG/USAR Officers	2	±2	NR	NR	NR	NR	NR	NR	NR	
Navy/USNR Enlisted	NA		NA	NA	NA	NA	NA	NA	NA	
Navy/USNR Officers	3	±2	NR	NR	NR	NR	NR	NR	NR	
Marine Corps/USMCR Enlisted	NA		NA	NA	NA	NA	NA	NA	NA	
Marine Corps/USMCR Officers	3	±2	NR	NR	NR	NR	NR	NR	NR	
Air Force/ANG/USAFR Enlisted	NA		NA	NA	NA	NA	NA	NA	NA	
Air Force/ANG/USAFR Officers	4	±2	NR	NR	NR	NR	NR	NR	NR	
Coast Guard Enlisted	NA		NA	NA	NA	NA	NA	NA	NA	
Coast Guard Officers	0	±1	NR	NR	NR	NR	NR	NR	NR	

Note. Percent responding are military members who answered the question, who were warrant officers or commissioned officers (Q1), and who completed courses at JFSC (Q27e/Q29o/Q31e/Q33d/Q35n/Q37b/Q39i/Q43c).

NR: Not reportable

NA: Not applicable

46. What year did you complete the following courses at the Joint Forces Staff College (JFSC)?

a. Joint Advanced Warfighting School (JAWS)

- | | | |
|--------------------|----------|---------|
| 1. 2001 or earlier | 2. 2002 | 3. 2003 |
| 4. 2004 | 5. 2005 | 6. 2006 |
| 7. 2007 | 8. 2008 | 9. 2009 |
| 10. 2010 | 11. 2011 | |

	Percent Responding		Percentages											Max ME
			1	2	3	4	5	6	7	8	9	10	11	
TOTAL FORCE	0	±1	NR	0°	0°	0°	NR	0°	0°	0°	NR	NR	0°	
Total Active Duty	0	±1	NR	0°	0°	0°	NR	0°	0°	0°	NR	NR	0°	
Total Reserve	0	±1	NR	0°	0°	0°	NR	0°	0°	0°	NR	NR	0°	
Total National Guard	NA		NA	NA	NA	NA	NA	NA	NA	NA	NA	NA	NA	
SERVICE/COMPONENT														
Army/ARNG/USAR	NA		NA	NA	NA	NA	NA	NA	NA	NA	NA	NA	NA	
Navy/USNR	0	±1	NR	0°	0°	0°	NR	0°	0°	0°	NR	NR	0°	
Marine Corps/USMCR	0	±1	NR	0°	0°	0°	NR	0°	0°	0°	NR	NR	0°	
Air Force/ANG/USAFR	0	±1	NR	0°	0°	0°	NR	0°	0°	0°	NR	NR	0°	
Coast Guard	NA		NA	NA	NA	NA	NA	NA	NA	NA	NA	NA	NA	
PAYGRADE														
Enlisted	NA		NA	NA	NA	NA	NA	NA	NA	NA	NA	NA	NA	
3 to 5 Years of Service	NA		NA	NA	NA	NA	NA	NA	NA	NA	NA	NA	NA	
6 to 9 Years of Service	NA		NA	NA	NA	NA	NA	NA	NA	NA	NA	NA	NA	
E1 – E4	NA		NA	NA	NA	NA	NA	NA	NA	NA	NA	NA	NA	
E5 – E9	NA		NA	NA	NA	NA	NA	NA	NA	NA	NA	NA	NA	
Officers	0	±1	NR	0°	0°	0°	NR	0°	0°	0°	NR	NR	0°	
W1 – W5	NA		NA	NA	NA	NA	NA	NA	NA	NA	NA	NA	NA	
O1 – O3	NA		NA	NA	NA	NA	NA	NA	NA	NA	NA	NA	NA	
O4 – O6	0	±1	NR	0°	0°	0°	NR	0°	0°	0°	NR	NR	0°	
EDUCATION														
No College	NA		NA	NA	NA	NA	NA	NA	NA	NA	NA	NA	NA	
Some College	NA		NA	NA	NA	NA	NA	NA	NA	NA	NA	NA	NA	
4-Year Degree	NA		NA	NA	NA	NA	NA	NA	NA	NA	NA	NA	NA	
Graduate/Professional Degree	0	±1	NR	0°	0°	0°	NR	0°	0°	0°	NR	NR	0°	
RACE/ETHNICITY														
Non-Hispanic White	0	±1	NR	0°	0°	0°	NR	0°	0°	0°	NR	NR	0°	
Total Minority	0	±1	NR	0°	0°	0°	NR	0°	0°	0°	NR	NR	0°	
Non-Hispanic Black	NA		NA	NA	NA	NA	NA	NA	NA	NA	NA	NA	NA	
Hispanic	NA		NA	NA	NA	NA	NA	NA	NA	NA	NA	NA	NA	
GENDER														
Male	0	±1	NR	0°	0°	0°	NR	0°	0°	0°	NR	NR	0°	
Female	NA		NA	NA	NA	NA	NA	NA	NA	NA	NA	NA	NA	
SERVICE/COMPONENT BY PAYGRADE														
Army/ARNG/USAR Enlisted	NA		NA	NA	NA	NA	NA	NA	NA	NA	NA	NA	NA	
Army/ARNG/USAR Officers	NA		NA	NA	NA	NA	NA	NA	NA	NA	NA	NA	NA	
Navy/USNR Enlisted	NA		NA	NA	NA	NA	NA	NA	NA	NA	NA	NA	NA	
Navy/USNR Officers	0	±1	NR	0°	0°	0°	NR	0°	0°	0°	NR	NR	0°	
Marine Corps/USMCR Enlisted	NA		NA	NA	NA	NA	NA	NA	NA	NA	NA	NA	NA	
Marine Corps/USMCR Officers	0	±1	NR	0°	0°	0°	NR	0°	0°	0°	NR	NR	0°	
Air Force/ANG/USAFR Enlisted	NA		NA	NA	NA	NA	NA	NA	NA	NA	NA	NA	NA	
Air Force/ANG/USAFR Officers	0	±1	NR	0°	0°	0°	NR	0°	0°	0°	NR	NR	0°	
Coast Guard Enlisted	NA		NA	NA	NA	NA	NA	NA	NA	NA	NA	NA	NA	
Coast Guard Officers	NA		NA	NA	NA	NA	NA	NA	NA	NA	NA	NA	NA	

Note. Percent responding are military members who answered the question, who were warrant officers or commissioned officers (Q1), and who completed JAWS at JFSC (Q27e/Q29a/Q31e/Q33d/Q35n/Q37b/Q39i/Q43c/Q45a).

NR: Not reportable

° Response option never endorsed.

NA: Not applicable

46. What year did you complete the following courses at the Joint Forces Staff College (JFSC)?**b. Joint & Combined Warfighting School (JCWS)**

- | | | |
|--------------------|----------|---------|
| 1. 2001 or earlier | 2. 2002 | 3. 2003 |
| 4. 2004 | 5. 2005 | 6. 2006 |
| 7. 2007 | 8. 2008 | 9. 2009 |
| 10. 2010 | 11. 2011 | |

	Percent Responding		Percentages											Max ME	
			1	2	3	4	5	6	7	8	9	10	11		
TOTAL FORCE	0	±1	NR	0°	NR	1	1	NR	NR	NR	NR	NR	NR	NR	±4
Total Active Duty	0	±1	NR	0°	NR	1	1	NR	NR	NR	NR	NR	NR	NR	±5
Total Reserve	0	±1	NR	0°	NR	NR	NR	NR	NR	NR	NR	NR	NR	NR	
Total National Guard	0	±1	NR	0°	NR	NR	NR	NR	NR	NR	NR	NR	NR	NR	
SERVICE/COMPONENT															
Army/ARNG/USAR	0	±1	NR	0°	NR	NR	NR	NR	NR	NR	NR	NR	NR	NR	±0
Navy/USNR	0	±1	NR	0°	NR	NR	NR	NR	NR	NR	NR	NR	NR	NR	±0
Marine Corps/USMCR	0	±1	NR	0°	NR	NR	NR	NR	NR	NR	NR	NR	NR	NR	±0
Air Force/ANG/USAFR	0	±1	NR	0°	NR	NR	NR	NR	NR	NR	NR	NR	NR	NR	±0
Coast Guard	NA		NA	NA	NA	NA	NA	NA	NA	NA	NA	NA	NA	NA	
PAYGRADE															
Enlisted	NA		NA	NA	NA	NA	NA	NA	NA	NA	NA	NA	NA	NA	
3 to 5 Years of Service	NA		NA	NA	NA	NA	NA	NA	NA	NA	NA	NA	NA	NA	
6 to 9 Years of Service	NA		NA	NA	NA	NA	NA	NA	NA	NA	NA	NA	NA	NA	
E1 – E4	NA		NA	NA	NA	NA	NA	NA	NA	NA	NA	NA	NA	NA	
E5 – E9	NA		NA	NA	NA	NA	NA	NA	NA	NA	NA	NA	NA	NA	
Officers	1	±1	NR	0°	NR	1	1	NR	NR	NR	NR	NR	NR	NR	±4
W1 – W5	NA		NA	NA	NA	NA	NA	NA	NA	NA	NA	NA	NA	NA	
O1 – O3	NA		NA	NA	NA	NA	NA	NA	NA	NA	NA	NA	NA	NA	
O4 – O6	2	±2	NR	0°	NR	1	1	NR	NR	NR	NR	NR	NR	NR	±4
EDUCATION															
No College	NA		NA	NA	NA	NA	NA	NA	NA	NA	NA	NA	NA	NA	
Some College	NA		NA	NA	NA	NA	NA	NA	NA	NA	NA	NA	NA	NA	
4-Year Degree	0	±1	NR	0°	NR	NR	NR	NR	NR	NR	NR	NR	NR	NR	
Graduate/Professional Degree	1	±1	NR	0°	NR	1	1	NR	NR	NR	NR	NR	NR	NR	±4
RACE/ETHNICITY															
Non-Hispanic White	0	±1	NR	0°	NR	NR	NR	NR	NR	NR	NR	NR	NR	NR	±0
Total Minority	0	±1	NR	0°	NR	NR	NR	NR	NR	NR	NR	NR	NR	NR	±0
Non-Hispanic Black	0	±1	NR	0°	NR	NR	NR	NR	NR	NR	NR	NR	NR	NR	
Hispanic	0	±1	NR	0°	NR	NR	NR	NR	NR	NR	NR	NR	NR	NR	
GENDER															
Male	0	±1	NR	0°	NR	1	1	NR	NR	NR	NR	NR	NR	NR	±4
Female	NA		NA	NA	NA	NA	NA	NA	NA	NA	NA	NA	NA	NA	
SERVICE/COMPONENT BY PAYGRADE															
Army/ARNG/USAR Enlisted	NA		NA	NA	NA	NA	NA	NA	NA	NA	NA	NA	NA	NA	
Army/ARNG/USAR Officers	1	±1	NR	0°	NR	NR	NR	NR	NR	NR	NR	NR	NR	NR	±0
Navy/USNR Enlisted	NA		NA	NA	NA	NA	NA	NA	NA	NA	NA	NA	NA	NA	
Navy/USNR Officers	1	±1	NR	0°	NR	NR	NR	NR	NR	NR	NR	NR	NR	NR	±0
Marine Corps/USMCR Enlisted	NA		NA	NA	NA	NA	NA	NA	NA	NA	NA	NA	NA	NA	
Marine Corps/USMCR Officers	1	±1	NR	0°	NR	NR	NR	NR	NR	NR	NR	NR	NR	NR	±0
Air Force/ANG/USAFR Enlisted	NA		NA	NA	NA	NA	NA	NA	NA	NA	NA	NA	NA	NA	
Air Force/ANG/USAFR Officers	2	±2	NR	0°	NR	NR	NR	NR	NR	NR	NR	NR	NR	NR	±0
Coast Guard Enlisted	NA		NA	NA	NA	NA	NA	NA	NA	NA	NA	NA	NA	NA	
Coast Guard Officers	NA		NA	NA	NA	NA	NA	NA	NA	NA	NA	NA	NA	NA	

Note. Percent responding are military members who answered the question, who were warrant officers or commissioned officers (Q1), and who completed JCWS at JFSC (Q27e/Q29a/Q31e/Q33d/Q35n/Q37b/Q39i/Q43c/Q45b).

NR: Not reportable

° Response option never endorsed.

NA: Not applicable

46. What year did you complete the following courses at the Joint Forces Staff College (JFSC)?
c. Joint Command, Control & Information Operations School (JC2IOS)

- | | | |
|--------------------|----------|---------|
| 1. 2001 or earlier | 2. 2002 | 3. 2003 |
| 4. 2004 | 5. 2005 | 6. 2006 |
| 7. 2007 | 8. 2008 | 9. 2009 |
| 10. 2010 | 11. 2011 | |

	Percent Responding		Percentages											Max ME
			1	2	3	4	5	6	7	8	9	10	11	
TOTAL FORCE	0	±1	NR	NR	NR	0°	0°	0°	NR	NR	0°	0°	NR	±0
Total Active Duty	0	±1	NR	NR	NR	0°	0°	0°	NR	NR	0°	0°	NR	±0
Total Reserve	0	±1	NR	NR	NR	0°	0°	0°	NR	NR	0°	0°	NR	
Total National Guard	NA		NA	NA	NA	NA	NA	NA	NA	NA	NA	NA	NA	
SERVICE/COMPONENT														
Army/ARNG/USAR	0	±1	NR	NR	NR	0°	0°	0°	NR	NR	0°	0°	NR	
Navy/USNR	0	±1	NR	NR	NR	0°	0°	0°	NR	NR	0°	0°	NR	
Marine Corps/USMCR	0	±1	NR	NR	NR	0°	0°	0°	NR	NR	0°	0°	NR	
Air Force/ANG/USAFR	NA		NA	NA	NA	NA	NA	NA	NA	NA	NA	NA	NA	
Coast Guard	NA		NA	NA	NA	NA	NA	NA	NA	NA	NA	NA	NA	
PAYGRADE														
Enlisted	NA		NA	NA	NA	NA	NA	NA	NA	NA	NA	NA	NA	
3 to 5 Years of Service	NA		NA	NA	NA	NA	NA	NA	NA	NA	NA	NA	NA	
6 to 9 Years of Service	NA		NA	NA	NA	NA	NA	NA	NA	NA	NA	NA	NA	
E1 – E4	NA		NA	NA	NA	NA	NA	NA	NA	NA	NA	NA	NA	
E5 – E9	NA		NA	NA	NA	NA	NA	NA	NA	NA	NA	NA	NA	
Officers	0	±1	NR	NR	NR	0°	0°	0°	NR	NR	0°	0°	NR	±0
W1 – W5	NA		NA	NA	NA	NA	NA	NA	NA	NA	NA	NA	NA	
O1 – O3	0	±1	NR	NR	NR	0°	0°	0°	NR	NR	0°	0°	NR	
O4 – O6	0	±1	NR	NR	NR	0°	0°	0°	NR	NR	0°	0°	NR	±0
EDUCATION														
No College	NA		NA	NA	NA	NA	NA	NA	NA	NA	NA	NA	NA	
Some College	NA		NA	NA	NA	NA	NA	NA	NA	NA	NA	NA	NA	
4-Year Degree	NA		NA	NA	NA	NA	NA	NA	NA	NA	NA	NA	NA	
Graduate/Professional Degree	0	±1	NR	NR	NR	0°	0°	0°	NR	NR	0°	0°	NR	±0
RACE/ETHNICITY														
Non-Hispanic White	0	±1	NR	NR	NR	0°	0°	0°	NR	NR	0°	0°	NR	±0
Total Minority	0	±1	NR	NR	NR	0°	0°	0°	NR	NR	0°	0°	NR	
Non-Hispanic Black	NA		NA	NA	NA	NA	NA	NA	NA	NA	NA	NA	NA	
Hispanic	NA		NA	NA	NA	NA	NA	NA	NA	NA	NA	NA	NA	
GENDER														
Male	0	±1	NR	NR	NR	0°	0°	0°	NR	NR	0°	0°	NR	±0
Female	0	±1	NR	NR	NR	0°	0°	0°	NR	NR	0°	0°	NR	
SERVICE/COMPONENT BY PAYGRADE														
Army/ARNG/USAR Enlisted	NA		NA	NA	NA	NA	NA	NA	NA	NA	NA	NA	NA	
Army/ARNG/USAR Officers	0	±1	NR	NR	NR	0°	0°	0°	NR	NR	0°	0°	NR	
Navy/USNR Enlisted	NA		NA	NA	NA	NA	NA	NA	NA	NA	NA	NA	NA	
Navy/USNR Officers	0	±1	NR	NR	NR	0°	0°	0°	NR	NR	0°	0°	NR	
Marine Corps/USMCR Enlisted	NA		NA	NA	NA	NA	NA	NA	NA	NA	NA	NA	NA	
Marine Corps/USMCR Officers	0	±1	NR	NR	NR	0°	0°	0°	NR	NR	0°	0°	NR	
Air Force/ANG/USAFR Enlisted	NA		NA	NA	NA	NA	NA	NA	NA	NA	NA	NA	NA	
Air Force/ANG/USAFR Officers	NA		NA	NA	NA	NA	NA	NA	NA	NA	NA	NA	NA	
Coast Guard Enlisted	NA		NA	NA	NA	NA	NA	NA	NA	NA	NA	NA	NA	
Coast Guard Officers	NA		NA	NA	NA	NA	NA	NA	NA	NA	NA	NA	NA	

Note. Percent responding are military members who answered the question, who were warrant officers or commissioned officers (Q1), and who completed JC2IOS at JFSC (Q27e/Q29o/Q31e/Q33d/Q35n/Q37b/Q39i/Q43c/Q45c).

NR: Not reportable

° Response option never endorsed.

NA: Not applicable

46. What year did you complete the following courses at the Joint Forces Staff College (JFSC)?

d. Advanced Joint Professional Military Education (AJPME)

- | | | |
|--------------------|----------|---------|
| 1. 2001 or earlier | 2. 2002 | 3. 2003 |
| 4. 2004 | 5. 2005 | 6. 2006 |
| 7. 2007 | 8. 2008 | 9. 2009 |
| 10. 2010 | 11. 2011 | |

	Percent Responding		Percentages											Max ME
			1	2	3	4	5	6	7	8	9	10	11	
TOTAL FORCE	0	±1	NR	0°	0°	NR	5	NR	NR	NR	NR	NR	NR	±13
Total Active Duty	0	±1	NR	0°	0°	NR	NR	NR	NR	NR	NR	NR	NR	±0
Total Reserve	0	±1	NR	0°	0°	NR	NR	NR	NR	NR	NR	NR	NR	±0
Total National Guard	NA		NA	NA	NA	NA	NA	NA	NA	NA	NA	NA	NA	
SERVICE/COMPONENT														
Army/ARNG/USAR	0	±1	NR	0°	0°	NR	NR	NR	NR	NR	NR	NR	NR	
Navy/USNR	0	±1	NR	0°	0°	NR	NR	NR	NR	NR	NR	NR	NR	±0
Marine Corps/USMCR	0	±1	NR	0°	0°	NR	NR	NR	NR	NR	NR	NR	NR	±0
Air Force/ANG/USAFR	0	±1	NR	0°	0°	NR	NR	NR	NR	NR	NR	NR	NR	±0
Coast Guard	NA		NA	NA	NA	NA	NA	NA	NA	NA	NA	NA	NA	
PAYGRADE														
Enlisted	NA		NA	NA	NA	NA	NA	NA	NA	NA	NA	NA	NA	
3 to 5 Years of Service	NA		NA	NA	NA	NA	NA	NA	NA	NA	NA	NA	NA	
6 to 9 Years of Service	NA		NA	NA	NA	NA	NA	NA	NA	NA	NA	NA	NA	
E1 – E4	NA		NA	NA	NA	NA	NA	NA	NA	NA	NA	NA	NA	
E5 – E9	NA		NA	NA	NA	NA	NA	NA	NA	NA	NA	NA	NA	
Officers	1	±1	NR	0°	0°	NR	5	NR	NR	NR	NR	NR	NR	±13
W1 – W5	NA		NA	NA	NA	NA	NA	NA	NA	NA	NA	NA	NA	
O1 – O3	0	±1	NR	0°	0°	NR	NR	NR	NR	NR	NR	NR	NR	
O4 – O6	2	±2	NR	0°	0°	NR	NR	NR	NR	NR	NR	NR	NR	±0
EDUCATION														
No College	NA		NA	NA	NA	NA	NA	NA	NA	NA	NA	NA	NA	
Some College	0	±1	NR	0°	0°	NR	NR	NR	NR	NR	NR	NR	NR	
4-Year Degree	0	±1	NR	0°	0°	NR	NR	NR	NR	NR	NR	NR	NR	
Graduate/Professional Degree	1	±1	NR	0°	0°	NR	NR	NR	NR	NR	NR	NR	NR	±0
RACE/ETHNICITY														
Non-Hispanic White	0	±1	NR	0°	0°	2	NR	NR	NR	NR	NR	NR	NR	±7
Total Minority	0	±1	NR	0°	0°	NR	NR	NR	NR	NR	NR	NR	NR	±0
Non-Hispanic Black	0	±1	NR	0°	0°	NR	NR	NR	NR	NR	NR	NR	NR	
Hispanic	0	±1	NR	0°	0°	NR	NR	NR	NR	NR	NR	NR	NR	
GENDER														
Male	0	±1	NR	0°	0°	NR	NR	NR	NR	NR	NR	NR	NR	±0
Female	0	±1	NR	0°	0°	NR	NR	NR	NR	NR	NR	NR	NR	
SERVICE/COMPONENT BY PAYGRADE														
Army/ARNG/USAR Enlisted	NA		NA	NA	NA	NA	NA	NA	NA	NA	NA	NA	NA	
Army/ARNG/USAR Officers	0	±1	NR	0°	0°	NR	NR	NR	NR	NR	NR	NR	NR	
Navy/USNR Enlisted	NA		NA	NA	NA	NA	NA	NA	NA	NA	NA	NA	NA	
Navy/USNR Officers	2	±2	NR	0°	0°	NR	NR	NR	NR	NR	NR	NR	NR	±0
Marine Corps/USMCR Enlisted	NA		NA	NA	NA	NA	NA	NA	NA	NA	NA	NA	NA	
Marine Corps/USMCR Officers	1	±1	NR	0°	0°	NR	NR	NR	NR	NR	NR	NR	NR	±0
Air Force/ANG/USAFR Enlisted	NA		NA	NA	NA	NA	NA	NA	NA	NA	NA	NA	NA	
Air Force/ANG/USAFR Officers	2	±2	NR	0°	0°	NR	NR	NR	NR	NR	NR	NR	NR	±0
Coast Guard Enlisted	NA		NA	NA	NA	NA	NA	NA	NA	NA	NA	NA	NA	
Coast Guard Officers	NA		NA	NA	NA	NA	NA	NA	NA	NA	NA	NA	NA	

Note. Percent responding are military members who answered the question, who were warrant officers or commissioned officers (Q1), and who completed AJPME at JFSC (Q27e/Q29a/Q31e/Q33d/Q35n/Q37b/Q39i/Q43c/Q45d).

NR: Not reportable

° Response option never endorsed.

NA: Not applicable

46. What year did you complete the following courses at the Joint Forces Staff College (JFSC)?

e. Joint Transition Course (JTC)

- | | | |
|--------------------|----------|---------|
| 1. 2001 or earlier | 2. 2002 | 3. 2003 |
| 4. 2004 | 5. 2005 | 6. 2006 |
| 7. 2007 | 8. 2008 | 9. 2009 |
| 10. 2010 | 11. 2011 | |

	Percent Responding		Percentages											Max ME
			1	2	3	4	5	6	7	8	9	10	11	
TOTAL FORCE	0	±1	NR	0°	NR	0°	0°	0°	0°	0°	0°	0°	0°	
Total Active Duty	0	±1	NR	0°	NR	0°	0°	0°	0°	0°	0°	0°	0°	
Total Reserve	0	±1	NR	0°	NR	0°	0°	0°	0°	0°	0°	0°	0°	
Total National Guard	NA		NA	NA	NA	NA	NA	NA	NA	NA	NA	NA	NA	
SERVICE/COMPONENT														
Army/ARNG/USAR	0	±1	NR	0°	NR	0°	0°	0°	0°	0°	0°	0°	0°	
Navy/USNR	0	±1	NR	0°	NR	0°	0°	0°	0°	0°	0°	0°	0°	
Marine Corps/USMCR	0	±1	NR	0°	NR	0°	0°	0°	0°	0°	0°	0°	0°	
Air Force/ANG/USAFR	NA		NA	NA	NA	NA	NA	NA	NA	NA	NA	NA	NA	
Coast Guard	NA		NA	NA	NA	NA	NA	NA	NA	NA	NA	NA	NA	
PAYGRADE														
Enlisted	NA		NA	NA	NA	NA	NA	NA	NA	NA	NA	NA	NA	
3 to 5 Years of Service	NA		NA	NA	NA	NA	NA	NA	NA	NA	NA	NA	NA	
6 to 9 Years of Service	NA		NA	NA	NA	NA	NA	NA	NA	NA	NA	NA	NA	
E1 – E4	NA		NA	NA	NA	NA	NA	NA	NA	NA	NA	NA	NA	
E5 – E9	NA		NA	NA	NA	NA	NA	NA	NA	NA	NA	NA	NA	
Officers	0	±1	NR	0°	NR	0°	0°	0°	0°	0°	0°	0°	0°	
W1 – W5	NA		NA	NA	NA	NA	NA	NA	NA	NA	NA	NA	NA	
O1 – O3	0	±1	NR	0°	NR	0°	0°	0°	0°	0°	0°	0°	0°	
O4 – O6	0	±1	NR	0°	NR	0°	0°	0°	0°	0°	0°	0°	0°	
EDUCATION														
No College	NA		NA	NA	NA	NA	NA	NA	NA	NA	NA	NA	NA	
Some College	NA		NA	NA	NA	NA	NA	NA	NA	NA	NA	NA	NA	
4-Year Degree	NA		NA	NA	NA	NA	NA	NA	NA	NA	NA	NA	NA	
Graduate/Professional Degree	0	±1	NR	0°	NR	0°	0°	0°	0°	0°	0°	0°	0°	
RACE/ETHNICITY														
Non-Hispanic White	0	±1	NR	0°	NR	0°	0°	0°	0°	0°	0°	0°	0°	
Total Minority	NA		NA	NA	NA	NA	NA	NA	NA	NA	NA	NA	NA	
Non-Hispanic Black	NA		NA	NA	NA	NA	NA	NA	NA	NA	NA	NA	NA	
Hispanic	NA		NA	NA	NA	NA	NA	NA	NA	NA	NA	NA	NA	
GENDER														
Male	0	±1	NR	0°	NR	0°	0°	0°	0°	0°	0°	0°	0°	
Female	0	±1	NR	0°	NR	0°	0°	0°	0°	0°	0°	0°	0°	
SERVICE/COMPONENT BY PAYGRADE														
Army/ARNG/USAR Enlisted	NA		NA	NA	NA	NA	NA	NA	NA	NA	NA	NA	NA	
Army/ARNG/USAR Officers	0	±1	NR	0°	NR	0°	0°	0°	0°	0°	0°	0°	0°	
Navy/USNR Enlisted	NA		NA	NA	NA	NA	NA	NA	NA	NA	NA	NA	NA	
Navy/USNR Officers	0	±1	NR	0°	NR	0°	0°	0°	0°	0°	0°	0°	0°	
Marine Corps/USMCR Enlisted	NA		NA	NA	NA	NA	NA	NA	NA	NA	NA	NA	NA	
Marine Corps/USMCR Officers	0	±1	NR	0°	NR	0°	0°	0°	0°	0°	0°	0°	0°	
Air Force/ANG/USAFR Enlisted	NA		NA	NA	NA	NA	NA	NA	NA	NA	NA	NA	NA	
Air Force/ANG/USAFR Officers	NA		NA	NA	NA	NA	NA	NA	NA	NA	NA	NA	NA	
Coast Guard Enlisted	NA		NA	NA	NA	NA	NA	NA	NA	NA	NA	NA	NA	
Coast Guard Officers	NA		NA	NA	NA	NA	NA	NA	NA	NA	NA	NA	NA	

Note. Percent responding are military members who answered the question, who were warrant officers or commissioned officers (Q1), and who completed JTC at JFSC (Q27e/Q29a/Q31e/Q33d/Q35n/Q37b/Q39i/Q43c/Q45e).

NR: Not reportable

° Response option never endorsed.

NA: Not applicable

46. What year did you complete the following courses at the Joint Forces Staff College (JFSC)?**f. Homeland Security Planner's Course (HLSPC)**

- | | | |
|--------------------|----------|---------|
| 1. 2001 or earlier | 2. 2002 | 3. 2003 |
| 4. 2004 | 5. 2005 | 6. 2006 |
| 7. 2007 | 8. 2008 | 9. 2009 |
| 10. 2010 | 11. 2011 | |

	Percent Responding		Percentages											Max ME	
			1	2	3	4	5	6	7	8	9	10	11		
TOTAL FORCE	0	±1	NR	0°	0°	0°	0°	0°	0°	NR	0°	NR	0°	NR	±0
Total Active Duty	0	±1	NR	0°	0°	0°	0°	0°	0°	NR	0°	NR	0°	NR	
Total Reserve	0	±1	NR	0°	0°	0°	0°	0°	0°	NR	0°	NR	0°	NR	
Total National Guard	NA		NA	NA	NA	NA	NA	NA	NA	NA	NA	NA	NA	NA	
SERVICE/COMPONENT															
Army/ARNG/USAR	0	±1	NR	0°	0°	0°	0°	0°	0°	NR	0°	NR	0°	NR	
Navy/USNR	NA		NA	NA	NA	NA	NA	NA	NA	NA	NA	NA	NA	NA	
Marine Corps/USMCR	0	±1	NR	0°	0°	0°	0°	0°	0°	NR	0°	NR	0°	NR	
Air Force/ANG/USAFR	0	±1	NR	0°	0°	0°	0°	0°	0°	NR	0°	NR	0°	NR	
Coast Guard	0	±1	NR	0°	0°	0°	0°	0°	0°	NR	0°	NR	0°	NR	
PAYGRADE															
Enlisted	NA		NA	NA	NA	NA	NA	NA	NA	NA	NA	NA	NA	NA	
3 to 5 Years of Service	NA		NA	NA	NA	NA	NA	NA	NA	NA	NA	NA	NA	NA	
6 to 9 Years of Service	NA		NA	NA	NA	NA	NA	NA	NA	NA	NA	NA	NA	NA	
E1 – E4	NA		NA	NA	NA	NA	NA	NA	NA	NA	NA	NA	NA	NA	
E5 – E9	NA		NA	NA	NA	NA	NA	NA	NA	NA	NA	NA	NA	NA	
Officers	0	±1	NR	0°	0°	0°	0°	0°	0°	NR	0°	NR	0°	NR	±0
W1 – W5	NA		NA	NA	NA	NA	NA	NA	NA	NA	NA	NA	NA	NA	
O1 – O3	NA		NA	NA	NA	NA	NA	NA	NA	NA	NA	NA	NA	NA	
O4 – O6	0	±1	NR	0°	0°	0°	0°	0°	0°	NR	0°	NR	0°	NR	±0
EDUCATION															
No College	NA		NA	NA	NA	NA	NA	NA	NA	NA	NA	NA	NA	NA	
Some College	NA		NA	NA	NA	NA	NA	NA	NA	NA	NA	NA	NA	NA	
4-Year Degree	NA		NA	NA	NA	NA	NA	NA	NA	NA	NA	NA	NA	NA	
Graduate/Professional Degree	0	±1	NR	0°	0°	0°	0°	0°	0°	NR	0°	NR	0°	NR	±0
RACE/ETHNICITY															
Non-Hispanic White	0	±1	NR	0°	0°	0°	0°	0°	0°	NR	0°	NR	0°	NR	
Total Minority	0	±1	NR	0°	0°	0°	0°	0°	0°	NR	0°	NR	0°	NR	
Non-Hispanic Black	NA		NA	NA	NA	NA	NA	NA	NA	NA	NA	NA	NA	NA	
Hispanic	NA		NA	NA	NA	NA	NA	NA	NA	NA	NA	NA	NA	NA	
GENDER															
Male	0	±1	NR	0°	0°	0°	0°	0°	0°	NR	0°	NR	0°	NR	±0
Female	NA		NA	NA	NA	NA	NA	NA	NA	NA	NA	NA	NA	NA	
SERVICE/COMPONENT BY PAYGRADE															
Army/ARNG/USAR Enlisted	NA		NA	NA	NA	NA	NA	NA	NA	NA	NA	NA	NA	NA	
Army/ARNG/USAR Officers	0	±1	NR	0°	0°	0°	0°	0°	0°	NR	0°	NR	0°	NR	
Navy/USNR Enlisted	NA		NA	NA	NA	NA	NA	NA	NA	NA	NA	NA	NA	NA	
Navy/USNR Officers	NA		NA	NA	NA	NA	NA	NA	NA	NA	NA	NA	NA	NA	
Marine Corps/USMCR Enlisted	NA		NA	NA	NA	NA	NA	NA	NA	NA	NA	NA	NA	NA	
Marine Corps/USMCR Officers	0	±1	NR	0°	0°	0°	0°	0°	0°	NR	0°	NR	0°	NR	
Air Force/ANG/USAFR Enlisted	NA		NA	NA	NA	NA	NA	NA	NA	NA	NA	NA	NA	NA	
Air Force/ANG/USAFR Officers	0	±1	NR	0°	0°	0°	0°	0°	0°	NR	0°	NR	0°	NR	
Coast Guard Enlisted	NA		NA	NA	NA	NA	NA	NA	NA	NA	NA	NA	NA	NA	
Coast Guard Officers	0	±1	NR	0°	0°	0°	0°	0°	0°	NR	0°	NR	0°	NR	

Note. Percent responding are military members who answered the question, who were warrant officers or commissioned officers (Q1), and who completed HLSPC at JFSC (Q27e/Q29a/Q31e/Q33d/Q35n/Q37b/Q39i/Q43c/Q45f).

NR: Not reportable

° Response option never endorsed.

NA: Not applicable

46. What year did you complete the following courses at the Joint Forces Staff College (JFSC)?

g. Joint, Interagency, and Multinational Planner's Course (JIMPC)

- | | | |
|--------------------|----------|---------|
| 1. 2001 or earlier | 2. 2002 | 3. 2003 |
| 4. 2004 | 5. 2005 | 6. 2006 |
| 7. 2007 | 8. 2008 | 9. 2009 |
| 10. 2010 | 11. 2011 | |

	Percent Responding		Percentages											Max ME	
			1	2	3	4	5	6	7	8	9	10	11		
TOTAL FORCE	0	±1	NR	0°	0°	0°	0°	0°	0°	NR	NR	0°	NR	NR	±0
Total Active Duty	0	±1	NR	0°	0°	0°	0°	0°	0°	NR	NR	0°	NR	NR	
Total Reserve	0	±1	NR	0°	0°	0°	0°	0°	0°	NR	NR	0°	NR	NR	
Total National Guard	NA		NA	NA	NA	NA	NA	NA	NA	NA	NA	NA	NA	NA	
SERVICE/COMPONENT															
Army/ARNG/USAR	0	±1	NR	0°	0°	0°	0°	0°	0°	NR	NR	0°	NR	NR	
Navy/USNR	NA		NA	NA	NA	NA	NA	NA	NA	NA	NA	NA	NA	NA	
Marine Corps/USMCR	0	±1	NR	0°	0°	0°	0°	0°	0°	NR	NR	0°	NR	NR	
Air Force/ANG/USAFR	NA		NA	NA	NA	NA	NA	NA	NA	NA	NA	NA	NA	NA	
Coast Guard	0	±1	NR	0°	0°	0°	0°	0°	0°	NR	NR	0°	NR	NR	
PAYGRADE															
Enlisted	NA		NA	NA	NA	NA	NA	NA	NA	NA	NA	NA	NA	NA	
3 to 5 Years of Service	NA		NA	NA	NA	NA	NA	NA	NA	NA	NA	NA	NA	NA	
6 to 9 Years of Service	NA		NA	NA	NA	NA	NA	NA	NA	NA	NA	NA	NA	NA	
E1 – E4	NA		NA	NA	NA	NA	NA	NA	NA	NA	NA	NA	NA	NA	
E5 – E9	NA		NA	NA	NA	NA	NA	NA	NA	NA	NA	NA	NA	NA	
Officers	0	±1	NR	0°	0°	0°	0°	0°	0°	NR	NR	0°	NR	NR	±0
W1 – W5	NA		NA	NA	NA	NA	NA	NA	NA	NA	NA	NA	NA	NA	
O1 – O3	NA		NA	NA	NA	NA	NA	NA	NA	NA	NA	NA	NA	NA	
O4 – O6	0	±1	NR	0°	0°	0°	0°	0°	0°	NR	NR	0°	NR	NR	±0
EDUCATION															
No College	NA		NA	NA	NA	NA	NA	NA	NA	NA	NA	NA	NA	NA	
Some College	NA		NA	NA	NA	NA	NA	NA	NA	NA	NA	NA	NA	NA	
4-Year Degree	0	±1	NR	0°	0°	0°	0°	0°	0°	NR	NR	0°	NR	NR	
Graduate/Professional Degree	0	±1	NR	0°	0°	0°	0°	0°	0°	NR	NR	0°	NR	NR	
RACE/ETHNICITY															
Non-Hispanic White	0	±1	NR	0°	0°	0°	0°	0°	0°	NR	NR	0°	NR	NR	±0
Total Minority	NA		NA	NA	NA	NA	NA	NA	NA	NA	NA	NA	NA	NA	
Non-Hispanic Black	NA		NA	NA	NA	NA	NA	NA	NA	NA	NA	NA	NA	NA	
Hispanic	NA		NA	NA	NA	NA	NA	NA	NA	NA	NA	NA	NA	NA	
GENDER															
Male	0	±1	NR	0°	0°	0°	0°	0°	0°	NR	NR	0°	NR	NR	±0
Female	NA		NA	NA	NA	NA	NA	NA	NA	NA	NA	NA	NA	NA	
SERVICE/COMPONENT BY PAYGRADE															
Army/ARNG/USAR Enlisted	NA		NA	NA	NA	NA	NA	NA	NA	NA	NA	NA	NA	NA	
Army/ARNG/USAR Officers	0	±1	NR	0°	0°	0°	0°	0°	0°	NR	NR	0°	NR	NR	
Navy/USNR Enlisted	NA		NA	NA	NA	NA	NA	NA	NA	NA	NA	NA	NA	NA	
Navy/USNR Officers	NA		NA	NA	NA	NA	NA	NA	NA	NA	NA	NA	NA	NA	
Marine Corps/USMCR Enlisted	NA		NA	NA	NA	NA	NA	NA	NA	NA	NA	NA	NA	NA	
Marine Corps/USMCR Officers	0	±1	NR	0°	0°	0°	0°	0°	0°	NR	NR	0°	NR	NR	
Air Force/ANG/USAFR Enlisted	NA		NA	NA	NA	NA	NA	NA	NA	NA	NA	NA	NA	NA	
Air Force/ANG/USAFR Officers	NA		NA	NA	NA	NA	NA	NA	NA	NA	NA	NA	NA	NA	
Coast Guard Enlisted	NA		NA	NA	NA	NA	NA	NA	NA	NA	NA	NA	NA	NA	
Coast Guard Officers	0	±1	NR	0°	0°	0°	0°	0°	0°	NR	NR	0°	NR	NR	

Note. Percent responding are military members who answered the question, who were warrant officers or commissioned officers (Q1), and who completed JIMPC at JFSC (Q27e/Q29a/Q31e/Q33d/Q35n/Q37b/Q39i/Q43c/Q45g).

NR: Not reportable

° Response option never endorsed.

NA: Not applicable

47. Have you completed the following Enlisted Professional Military Education (EPME) and Enlisted Joint Professional Military Education (EJPME)?

- a. Leading Marines (Previously Fundamentals of Marine Corps Leadership MCI and Counseling for Marines MCI)
- b. Sergeant Course (SGTDEP/SNCOASC)
- c. Career Course (SNCOCDP/SNCOACC)
- d. Advanced Course (SNCOAAC/SNCOADEP)
- e. First Sergeants Course (FSC)
- f. First Sergeant/Master Sergeant Seminar
- g. Sergeant Major/Master Gunnery Sergeant Symposium
- h. Senior Enlisted JPME (SEJPME) Course through NDU JFSC
- i. CSEL KEYSTONE Course
- j. Other

	Percent Responding		Percentages										Max ME
			a	b	c	d	e	f	g	h	i	j	
TOTAL FORCE	9	±1	94	29	21	12	1	5	1	6	1	14	±5
Total Active Duty	12	±1	95	30	22	11	1	5	1	6	1	14	±5
Total Reserve	8	±2	NR	20	15	15	NR	NR	NR	4	1	NR	±17
Total National Guard	NA		NA	NA	NA	NA	NA	NA	NA	NA	NA	NA	
SERVICE/COMPONENT													
Army/ARNG/USAR	NA		NA	NA	NA	NA	NA	NA	NA	NA	NA	NA	
Navy/USNR	NA		NA	NA	NA	NA	NA	NA	NA	NA	NA	NA	
Marine Corps/USMCR	88	±2	94	29	21	12	1	5	1	6	1	14	±5
Air Force/ANG/USAFR	NA		NA	NA	NA	NA	NA	NA	NA	NA	NA	NA	
Coast Guard	NA		NA	NA	NA	NA	NA	NA	NA	NA	NA	NA	
PAYGRADE													
Enlisted	11	±1	94	29	21	12	1	5	1	6	1	14	±5
3 to 5 Years of Service	17	±4	96	7	3	NR	NR	NR	NR	NR	NR	19	±12
6 to 9 Years of Service	10	±3	100	49	14	3	NR	NR	NR	4	NR	13	±13
E1 – E4	15	±2	93	6	2	0	0	0	0	0	1	12	±7
E5 – E9	8	±1	97	64	51	30	3	13	3	16	2	17	±8
Officers	NA		NA	NA	NA	NA	NA	NA	NA	NA	NA	NA	
W1 – W5	NA		NA	NA	NA	NA	NA	NA	NA	NA	NA	NA	
O1 – O3	NA		NA	NA	NA	NA	NA	NA	NA	NA	NA	NA	
O4 – O6	NA		NA	NA	NA	NA	NA	NA	NA	NA	NA	NA	
EDUCATION													
No College	22	±4	92	18	14	8	1	3	0	5	1	13	±9
Some College	10	±2	97	36	24	14	1	6	1	6	1	15	±7
4-Year Degree	1	±1	NR	NR	NR	NR	NR	NR	NR	NR	NR	NR	
Graduate/Professional Degree	1	±1	NR	NR	NR	NR	NR	NR	NR	NR	NR	NR	
RACE/ETHNICITY													
Non-Hispanic White	9	±1	95	28	20	12	1	6	1	5	1	13	±7
Total Minority	9	±2	94	28	21	12	1	3	1	9	2	16	±7
Non-Hispanic Black	7	±2	NR	39	29	16	1	5	NR	6	5	15	±12
Hispanic	13	±3	98	27	19	12	NR	3	2	13	NR	19	±11
GENDER													
Male	10	±1	94	31	23	13	1	5	1	7	1	15	±6
Female	6	±3	98	12	4	4	NR	NR	NR	NR	NR	NR	±11
SERVICE/COMPONENT BY PAYGRADE													
Army/ARNG/USAR Enlisted	NA		NA	NA	NA	NA	NA	NA	NA	NA	NA	NA	
Army/ARNG/USAR Officers	NA		NA	NA	NA	NA	NA	NA	NA	NA	NA	NA	
Navy/USNR Enlisted	NA		NA	NA	NA	NA	NA	NA	NA	NA	NA	NA	
Navy/USNR Officers	NA		NA	NA	NA	NA	NA	NA	NA	NA	NA	NA	
Marine Corps/USMCR Enlisted	99	±2	94	29	21	12	1	5	1	6	1	14	±5
Marine Corps/USMCR Officers	NA		NA	NA	NA	NA	NA	NA	NA	NA	NA	NA	
Air Force/ANG/USAFR Enlisted	NA		NA	NA	NA	NA	NA	NA	NA	NA	NA	NA	
Air Force/ANG/USAFR Officers	NA		NA	NA	NA	NA	NA	NA	NA	NA	NA	NA	
Coast Guard Enlisted	NA		NA	NA	NA	NA	NA	NA	NA	NA	NA	NA	
Coast Guard Officers	NA		NA	NA	NA	NA	NA	NA	NA	NA	NA	NA	

Note. Percent responding are military members who answered the question, who were identified as Marine Corps or U.S. Marine Corps Reserve in the sample frame (June 2011), and who were enlisted (Q1).

NR: Not reportable

NA: Not applicable

48. What year did you complete the following Enlisted Professional Military Education (EPME) and Enlisted Joint Professional Military Education (EJPME)?**a. Leading Marines (Previously Fundamentals of Marine Corps Leadership MCI and Counseling for Marines MCI)**

- | | | |
|--------------------|----------|---------|
| 1. 2001 or earlier | 2. 2002 | 3. 2003 |
| 4. 2004 | 5. 2005 | 6. 2006 |
| 7. 2007 | 8. 2008 | 9. 2009 |
| 10. 2010 | 11. 2011 | |

	Percent Responding		Percentages											Max ME
			1	2	3	4	5	6	7	8	9	10	11	
TOTAL FORCE	8	±1	19	1	2	3	2	3	7	10	19	22	11	±7
Total Active Duty	11	±1	19	1	3	2	3	3	8	9	21	21	13	±7
Total Reserve	7	±2	NR	NR	NR	NR	0	NR	2	NR	NR	NR	NR	±8
Total National Guard	NA		NA	NA	NA	NA	NA	NA	NA	NA	NA	NA	NA	
SERVICE/COMPONENT														
Army/ARNG/USAR	NA		NA	NA	NA	NA	NA	NA	NA	NA	NA	NA	NA	
Navy/USNR	NA		NA	NA	NA	NA	NA	NA	NA	NA	NA	NA	NA	
Marine Corps/USMCR	83	±4	19	1	2	3	2	3	7	10	19	22	11	±7
Air Force/ANG/USAFR	NA		NA	NA	NA	NA	NA	NA	NA	NA	NA	NA	NA	
Coast Guard	NA		NA	NA	NA	NA	NA	NA	NA	NA	NA	NA	NA	
PAYGRADE														
Enlisted	10	±1	19	1	2	3	2	3	7	10	19	22	11	±7
3 to 5 Years of Service	16	±4	NR	NR	NR	NR	NR	NR	9	17	45	23	4	±13
6 to 9 Years of Service	10	±3	1	NR	9	10	11	15	21	22	7	3	1	±15
E1 – E4	13	±2	NR	NR	0	NR	1	2	6	9	28	36	18	±10
E5 – E9	8	±1	47	3	5	7	4	6	8	13	5	1	1	±8
Officers	NA		NA	NA	NA	NA	NA	NA	NA	NA	NA	NA	NA	
W1 – W5	NA		NA	NA	NA	NA	NA	NA	NA	NA	NA	NA	NA	
O1 – O3	NA		NA	NA	NA	NA	NA	NA	NA	NA	NA	NA	NA	
O4 – O6	NA		NA	NA	NA	NA	NA	NA	NA	NA	NA	NA	NA	
EDUCATION														
No College	20	±4	11	1	2	3	2	4	12	7	17	27	15	±12
Some College	9	±2	22	1	2	3	3	3	4	12	21	20	9	±9
4-Year Degree	1	±1	NR	NR	NR	NR	NR	NR	NR	NR	NR	NR	NR	
Graduate/Professional Degree	0	±1	NR	NR	NR	NR	NR	NR	NR	NR	NR	NR	NR	
RACE/ETHNICITY														
Non-Hispanic White	8	±1	19	1	2	3	2	3	9	12	17	21	11	±10
Total Minority	9	±2	19	1	3	2	2	5	4	8	21	24	11	±9
Non-Hispanic Black	6	±2	26	NR	5	3	4	NR	2	5	27	8	NR	±15
Hispanic	13	±3	19	1	2	2	1	4	5	10	20	27	9	±14
GENDER														
Male	9	±1	21	1	2	3	2	4	8	9	19	22	10	±7
Female	5	±3	5	NR	NR	3	2	NR	NR	NR	NR	NR	NR	±9
SERVICE/COMPONENT BY PAYGRADE														
Army/ARNG/USAR Enlisted	NA		NA	NA	NA	NA	NA	NA	NA	NA	NA	NA	NA	
Army/ARNG/USAR Officers	NA		NA	NA	NA	NA	NA	NA	NA	NA	NA	NA	NA	
Navy/USNR Enlisted	NA		NA	NA	NA	NA	NA	NA	NA	NA	NA	NA	NA	
Navy/USNR Officers	NA		NA	NA	NA	NA	NA	NA	NA	NA	NA	NA	NA	
Marine Corps/USMCR Enlisted	93	±4	19	1	2	3	2	3	7	10	19	22	11	±7
Marine Corps/USMCR Officers	NA		NA	NA	NA	NA	NA	NA	NA	NA	NA	NA	NA	
Air Force/ANG/USAFR Enlisted	NA		NA	NA	NA	NA	NA	NA	NA	NA	NA	NA	NA	
Air Force/ANG/USAFR Officers	NA		NA	NA	NA	NA	NA	NA	NA	NA	NA	NA	NA	
Coast Guard Enlisted	NA		NA	NA	NA	NA	NA	NA	NA	NA	NA	NA	NA	
Coast Guard Officers	NA		NA	NA	NA	NA	NA	NA	NA	NA	NA	NA	NA	

Note. Percent responding are military members who answered the question, who were identified as Marine Corps or U.S. Marine Corps Reserve in the sample frame (June 2011), who were enlisted (Q1), and who completed Leading Marines (Q47a).

NR: Not reportable

NA: Not applicable

48. What year did you complete the following Enlisted Professional Military Education (EPME) and Enlisted Joint Professional Military Education (EJPME)?
b. Sergeant Course (SGTDEP/SNCOASC)

- | | | |
|--------------------|----------|---------|
| 1. 2001 or earlier | 2. 2002 | 3. 2003 |
| 4. 2004 | 5. 2005 | 6. 2006 |
| 7. 2007 | 8. 2008 | 9. 2009 |
| 10. 2010 | 11. 2011 | |

	Percent Responding		Percentages											Max ME
			1	2	3	4	5	6	7	8	9	10	11	
TOTAL FORCE	3	±1	38	4	3	2	6	6	8	7	6	6	15	±10
Total Active Duty	4	±1	35	4	3	3	6	6	8	8	5	7	15	±11
Total Reserve	2	±2	NR	NR	NR	NR	NR	NR	NR	NR	NR	NR	NR	
Total National Guard	NA		NA	NA	NA	NA	NA	NA	NA	NA	NA	NA	NA	
SERVICE/COMPONENT														
Army/ARNG/USAR	NA		NA	NA	NA	NA	NA	NA	NA	NA	NA	NA	NA	
Navy/USNR	NA		NA	NA	NA	NA	NA	NA	NA	NA	NA	NA	NA	
Marine Corps/USMCR	25	±4	38	4	3	2	6	6	8	7	6	6	15	±10
Air Force/ANG/USAFR	NA		NA	NA	NA	NA	NA	NA	NA	NA	NA	NA	NA	
Coast Guard	NA		NA	NA	NA	NA	NA	NA	NA	NA	NA	NA	NA	
PAYGRADE														
Enlisted	3	±1	38	4	3	2	6	6	8	7	6	6	15	±10
3 to 5 Years of Service	1	±1	NR	NR	NR	NR	NR	NR	NR	NR	NR	NR	NR	
6 to 9 Years of Service	5	±2	NR	NR	NR	NR	5	NR	7	19	16	11	NR	±16
E1 – E4	1	±1	NR	NR	NR	NR	NR	NR	NR	NR	NR	NR	NR	
E5 – E9	5	±1	43	4	4	3	7	4	9	7	7	5	7	±9
Officers	NA		NA	NA	NA	NA	NA	NA	NA	NA	NA	NA	NA	
W1 – W5	NA		NA	NA	NA	NA	NA	NA	NA	NA	NA	NA	NA	
O1 – O3	NA		NA	NA	NA	NA	NA	NA	NA	NA	NA	NA	NA	
O4 – O6	NA		NA	NA	NA	NA	NA	NA	NA	NA	NA	NA	NA	
EDUCATION														
No College	4	±2	37	3	2	NR	7	4	3	12	3	NR	NR	±17
Some College	3	±1	37	4	3	3	5	6	10	6	7	4	14	±12
4-Year Degree	1	±1	NR	NR	NR	NR	NR	NR	NR	NR	NR	NR	NR	
Graduate/Professional Degree	0	±1	NR	NR	NR	NR	NR	NR	NR	NR	NR	NR	NR	
RACE/ETHNICITY														
Non-Hispanic White	2	±1	38	3	1	3	6	7	7	3	7	8	19	±15
Total Minority	3	±1	38	5	7	2	6	3	8	14	5	4	8	±11
Non-Hispanic Black	3	±1	41	NR	8	NR	10	NR	NR	NR	NR	11	NR	±15
Hispanic	4	±2	NR	NR	NR	NR	NR	NR	NR	NR	NR	NR	NR	
GENDER														
Male	3	±1	38	4	3	3	5	6	8	7	4	7	15	±10
Female	1	±1	NR	NR	NR	NR	NR	NR	NR	NR	NR	NR	NR	
SERVICE/COMPONENT BY PAYGRADE														
Army/ARNG/USAR Enlisted	NA		NA	NA	NA	NA	NA	NA	NA	NA	NA	NA	NA	
Army/ARNG/USAR Officers	NA		NA	NA	NA	NA	NA	NA	NA	NA	NA	NA	NA	
Navy/USNR Enlisted	NA		NA	NA	NA	NA	NA	NA	NA	NA	NA	NA	NA	
Navy/USNR Officers	NA		NA	NA	NA	NA	NA	NA	NA	NA	NA	NA	NA	
Marine Corps/USMCR Enlisted	28	±5	38	4	3	2	6	6	8	7	6	6	15	±10
Marine Corps/USMCR Officers	NA		NA	NA	NA	NA	NA	NA	NA	NA	NA	NA	NA	
Air Force/ANG/USAFR Enlisted	NA		NA	NA	NA	NA	NA	NA	NA	NA	NA	NA	NA	
Air Force/ANG/USAFR Officers	NA		NA	NA	NA	NA	NA	NA	NA	NA	NA	NA	NA	
Coast Guard Enlisted	NA		NA	NA	NA	NA	NA	NA	NA	NA	NA	NA	NA	
Coast Guard Officers	NA		NA	NA	NA	NA	NA	NA	NA	NA	NA	NA	NA	

Note. Percent responding are military members who answered the question, who were identified as Marine Corps or U.S. Marine Corps Reserve in the sample frame (June 2011), who were enlisted (Q1), and who completed SGTDEP/SNCOASC (Q47b).

NR: Not reportable

NA: Not applicable

48. What year did you complete the following Enlisted Professional Military Education (EPME) and Enlisted Joint Professional Military Education (EJPME)?

c. Career Course (SNCOCCDEP/SNCOACC)

- | | | |
|--------------------|----------|---------|
| 1. 2001 or earlier | 2. 2002 | 3. 2003 |
| 4. 2004 | 5. 2005 | 6. 2006 |
| 7. 2007 | 8. 2008 | 9. 2009 |
| 10. 2010 | 11. 2011 | |

	Percent Responding		Percentages											Max ME
			1	2	3	4	5	6	7	8	9	10	11	
TOTAL FORCE	2	±1	25	9	8	3	6	4	10	8	6	12	8	±11
Total Active Duty	3	±1	20	10	10	3	6	4	9	9	6	14	9	±10
Total Reserve	1	±1	NR	NR	NR	NR	NR	NR	NR	NR	NR	NR	NR	
Total National Guard	NA		NA	NA	NA	NA	NA	NA	NA	NA	NA	NA	NA	
SERVICE/COMPONENT														
Army/ARNG/USAR	NA		NA	NA	NA	NA	NA	NA	NA	NA	NA	NA	NA	
Navy/USNR	NA		NA	NA	NA	NA	NA	NA	NA	NA	NA	NA	NA	
Marine Corps/USMCR	18	±3	25	9	8	3	6	4	10	8	6	12	8	±11
Air Force/ANG/USAFR	NA		NA	NA	NA	NA	NA	NA	NA	NA	NA	NA	NA	
Coast Guard	NA		NA	NA	NA	NA	NA	NA	NA	NA	NA	NA	NA	
PAYGRADE														
Enlisted	2	±1	25	9	8	3	6	4	10	8	6	12	8	±11
3 to 5 Years of Service	0	±1	NR	NR	NR	NR	NR	NR	NR	NR	NR	NR	NR	
6 to 9 Years of Service	1	±1	NR	NR	NR	NR	NR	NR	NR	NR	NR	NR	NR	
E1 – E4	0	±1	NR	NR	NR	NR	NR	NR	NR	NR	NR	NR	NR	
E5 – E9	4	±1	27	9	9	3	6	4	10	6	7	10	9	±11
Officers	NA		NA	NA	NA	NA	NA	NA	NA	NA	NA	NA	NA	
W1 – W5	NA		NA	NA	NA	NA	NA	NA	NA	NA	NA	NA	NA	
O1 – O3	NA		NA	NA	NA	NA	NA	NA	NA	NA	NA	NA	NA	
O4 – O6	NA		NA	NA	NA	NA	NA	NA	NA	NA	NA	NA	NA	
EDUCATION														
No College	3	±1	NR	3	16	NR	7	NR	NR	NR	8	10	8	±16
Some College	2	±1	23	12	6	2	6	4	10	10	4	13	9	±15
4-Year Degree	1	±1	NR	NR	NR	NR	NR	NR	NR	NR	NR	NR	NR	
Graduate/Professional Degree	0	±1	NR	NR	NR	NR	NR	NR	NR	NR	NR	NR	NR	
RACE/ETHNICITY														
Non-Hispanic White	2	±1	33	8	8	4	4	NR	11	5	5	13	7	±16
Total Minority	2	±1	15	10	9	1	8	8	8	12	8	10	10	±12
Non-Hispanic Black	2	±1	18	20	7	NR	NR	7	8	NR	NR	7	NR	±16
Hispanic	3	±1	NR	NR	NR	NR	NR	NR	NR	NR	NR	NR	NR	
GENDER														
Male	2	±1	26	9	9	3	6	4	9	7	7	12	8	±11
Female	0	±1	NR	NR	NR	NR	NR	NR	NR	NR	NR	NR	NR	
SERVICE/COMPONENT BY PAYGRADE														
Army/ARNG/USAR Enlisted	NA		NA	NA	NA	NA	NA	NA	NA	NA	NA	NA	NA	
Army/ARNG/USAR Officers	NA		NA	NA	NA	NA	NA	NA	NA	NA	NA	NA	NA	
Navy/USNR Enlisted	NA		NA	NA	NA	NA	NA	NA	NA	NA	NA	NA	NA	
Navy/USNR Officers	NA		NA	NA	NA	NA	NA	NA	NA	NA	NA	NA	NA	
Marine Corps/USMCR Enlisted	20	±4	25	9	8	3	6	4	10	8	6	12	8	±11
Marine Corps/USMCR Officers	NA		NA	NA	NA	NA	NA	NA	NA	NA	NA	NA	NA	
Air Force/ANG/USAFR Enlisted	NA		NA	NA	NA	NA	NA	NA	NA	NA	NA	NA	NA	
Air Force/ANG/USAFR Officers	NA		NA	NA	NA	NA	NA	NA	NA	NA	NA	NA	NA	
Coast Guard Enlisted	NA		NA	NA	NA	NA	NA	NA	NA	NA	NA	NA	NA	
Coast Guard Officers	NA		NA	NA	NA	NA	NA	NA	NA	NA	NA	NA	NA	

Note. Percent responding are military members who answered the question, who were identified as Marine Corps or U.S. Marine Corps Reserve in the sample frame (June 2011), who were enlisted (Q1), and who completed SNCOCCDEP/SNCOACC (Q47c).

NR: Not reportable

NA: Not applicable

48. What year did you complete the following Enlisted Professional Military Education (EPME) and Enlisted Joint Professional Military Education (EJPME)?
d. Advanced Course (SNCOAAC/SNCOADEP)

- | | | |
|--------------------|----------|---------|
| 1. 2001 or earlier | 2. 2002 | 3. 2003 |
| 4. 2004 | 5. 2005 | 6. 2006 |
| 7. 2007 | 8. 2008 | 9. 2009 |
| 10. 2010 | 11. 2011 | |

	Percent Responding		Percentages											Max ME
			1	2	3	4	5	6	7	8	9	10	11	
TOTAL FORCE	1	±1	24	2	1	10	6	8	7	7	9	17	10	±18
Total Active Duty	1	±1	12	3	1	9	7	10	9	8	8	21	13	±13
Total Reserve	1	±1	NR	NR	NR	NR	NR	NR	NR	NR	NR	NR	NR	
Total National Guard	NA		NA	NA	NA	NA	NA	NA	NA	NA	NA	NA	NA	
SERVICE/COMPONENT														
Army/ARNG/USAR	NA		NA	NA	NA	NA	NA	NA	NA	NA	NA	NA	NA	
Navy/USNR	NA		NA	NA	NA	NA	NA	NA	NA	NA	NA	NA	NA	
Marine Corps/USMCR	10	±3	24	2	1	10	6	8	7	7	9	17	10	±18
Air Force/ANG/USAFR	NA		NA	NA	NA	NA	NA	NA	NA	NA	NA	NA	NA	
Coast Guard	NA		NA	NA	NA	NA	NA	NA	NA	NA	NA	NA	NA	
PAYGRADE														
Enlisted	1	±1	24	2	1	10	6	8	7	7	9	17	10	±18
3 to 5 Years of Service	NA		NA	NA	NA	NA	NA	NA	NA	NA	NA	NA	NA	
6 to 9 Years of Service	0	±1	NR	NR	NR	NR	NR	NR	NR	NR	NR	NR	NR	
E1 – E4	NA		NA	NA	NA	NA	NA	NA	NA	NA	NA	NA	NA	
E5 – E9	2	±1	24	2	1	10	6	8	7	7	9	17	10	±18
Officers	NA		NA	NA	NA	NA	NA	NA	NA	NA	NA	NA	NA	
W1 – W5	NA		NA	NA	NA	NA	NA	NA	NA	NA	NA	NA	NA	
O1 – O3	NA		NA	NA	NA	NA	NA	NA	NA	NA	NA	NA	NA	
O4 – O6	NA		NA	NA	NA	NA	NA	NA	NA	NA	NA	NA	NA	
EDUCATION														
No College	2	±1	NR	NR	NR	NR	NR	NR	NR	NR	NR	NR	NR	
Some College	1	±1	NR	NR	1	4	4	6	6	8	10	21	8	±15
4-Year Degree	0	±1	NR	NR	NR	NR	NR	NR	NR	NR	NR	NR	NR	
Graduate/Professional Degree	0	±1	NR	NR	NR	NR	NR	NR	NR	NR	NR	NR	NR	
RACE/ETHNICITY														
Non-Hispanic White	1	±1	NR	NR	NR	NR	9	7	10	NR	NR	14	9	±15
Total Minority	1	±1	NR	NR	NR	NR	NR	9	3	13	NR	NR	12	±15
Non-Hispanic Black	1	±1	NR	NR	NR	NR	NR	NR	NR	NR	NR	NR	NR	
Hispanic	2	±1	NR	NR	NR	NR	NR	NR	NR	NR	NR	NR	NR	
GENDER														
Male	1	±1	25	2	1	9	6	8	6	7	8	18	10	±18
Female	0	±1	NR	NR	NR	NR	NR	NR	NR	NR	NR	NR	NR	
SERVICE/COMPONENT BY PAYGRADE														
Army/ARNG/USAR Enlisted	NA		NA	NA	NA	NA	NA	NA	NA	NA	NA	NA	NA	
Army/ARNG/USAR Officers	NA		NA	NA	NA	NA	NA	NA	NA	NA	NA	NA	NA	
Navy/USNR Enlisted	NA		NA	NA	NA	NA	NA	NA	NA	NA	NA	NA	NA	
Navy/USNR Officers	NA		NA	NA	NA	NA	NA	NA	NA	NA	NA	NA	NA	
Marine Corps/USMCR Enlisted	12	±3	24	2	1	10	6	8	7	7	9	17	10	±18
Marine Corps/USMCR Officers	NA		NA	NA	NA	NA	NA	NA	NA	NA	NA	NA	NA	
Air Force/ANG/USAFR Enlisted	NA		NA	NA	NA	NA	NA	NA	NA	NA	NA	NA	NA	
Air Force/ANG/USAFR Officers	NA		NA	NA	NA	NA	NA	NA	NA	NA	NA	NA	NA	
Coast Guard Enlisted	NA		NA	NA	NA	NA	NA	NA	NA	NA	NA	NA	NA	
Coast Guard Officers	NA		NA	NA	NA	NA	NA	NA	NA	NA	NA	NA	NA	

Note. Percent responding are military members who answered the question, who were identified as Marine Corps or U.S. Marine Corps Reserve in the sample frame (June 2011), who were enlisted (Q1), and who completed SNCOAAC/SNCOADEP (Q47d).

NR: Not reportable

NA: Not applicable

48. What year did you complete the following Enlisted Professional Military Education (EPME) and Enlisted Joint Professional Military Education (EJPME)?

e. First Sergeants Course (FSC)

- | | | |
|--------------------|----------|---------|
| 1. 2001 or earlier | 2. 2002 | 3. 2003 |
| 4. 2004 | 5. 2005 | 6. 2006 |
| 7. 2007 | 8. 2008 | 9. 2009 |
| 10. 2010 | 11. 2011 | |

	Percent Responding		Percentages											Max ME
			1	2	3	4	5	6	7	8	9	10	11	
TOTAL FORCE	0	±1	0°	NR	0°	0°	NR	NR	0°	NR	0°	NR	0°	±0
Total Active Duty	0	±1	0°	NR	0°	0°	NR	NR	0°	NR	0°	NR	0°	±0
Total Reserve	0	±1	0°	NR	0°	0°	NR	NR	0°	NR	0°	NR	0°	
Total National Guard	NA		NA	NA	NA	NA	NA	NA	NA	NA	NA	NA	NA	
SERVICE/COMPONENT														
Army/ARNG/USAR	NA		NA	NA	NA	NA	NA	NA	NA	NA	NA	NA	NA	
Navy/USNR	NA		NA	NA	NA	NA	NA	NA	NA	NA	NA	NA	NA	
Marine Corps/USMCR	1	±1	0°	NR	0°	0°	NR	NR	0°	NR	0°	NR	0°	±0
Air Force/ANG/USAFR	NA		NA	NA	NA	NA	NA	NA	NA	NA	NA	NA	NA	
Coast Guard	NA		NA	NA	NA	NA	NA	NA	NA	NA	NA	NA	NA	
PAYGRADE														
Enlisted	0	±1	0°	NR	0°	0°	NR	NR	0°	NR	0°	NR	0°	±0
3 to 5 Years of Service	NA		NA	NA	NA	NA	NA	NA	NA	NA	NA	NA	NA	
6 to 9 Years of Service	NA		NA	NA	NA	NA	NA	NA	NA	NA	NA	NA	NA	
E1 – E4	NA		NA	NA	NA	NA	NA	NA	NA	NA	NA	NA	NA	
E5 – E9	0	±1	0°	NR	0°	0°	NR	NR	0°	NR	0°	NR	0°	±0
Officers	NA		NA	NA	NA	NA	NA	NA	NA	NA	NA	NA	NA	
W1 – W5	NA		NA	NA	NA	NA	NA	NA	NA	NA	NA	NA	NA	
O1 – O3	NA		NA	NA	NA	NA	NA	NA	NA	NA	NA	NA	NA	
O4 – O6	NA		NA	NA	NA	NA	NA	NA	NA	NA	NA	NA	NA	
EDUCATION														
No College	0	±1	0°	NR	0°	0°	NR	NR	0°	NR	0°	NR	0°	
Some College	0	±1	0°	NR	0°	0°	NR	NR	0°	NR	0°	NR	0°	
4-Year Degree	NA		NA	NA	NA	NA	NA	NA	NA	NA	NA	NA	NA	
Graduate/Professional Degree	0	±1	0°	NR	0°	0°	NR	NR	0°	NR	0°	NR	0°	
RACE/ETHNICITY														
Non-Hispanic White	0	±1	0°	NR	0°	0°	NR	NR	0°	NR	0°	NR	0°	
Total Minority	0	±1	0°	NR	0°	0°	NR	NR	0°	NR	0°	NR	0°	
Non-Hispanic Black	0	±1	0°	NR	0°	0°	NR	NR	0°	NR	0°	NR	0°	
Hispanic	0	±1	0°	NR	0°	0°	NR	NR	0°	NR	0°	NR	0°	
GENDER														
Male	0	±1	0°	NR	0°	0°	NR	NR	0°	NR	0°	NR	0°	±0
Female	NA		NA	NA	NA	NA	NA	NA	NA	NA	NA	NA	NA	
SERVICE/COMPONENT BY PAYGRADE														
Army/ARNG/USAR Enlisted	NA		NA	NA	NA	NA	NA	NA	NA	NA	NA	NA	NA	
Army/ARNG/USAR Officers	NA		NA	NA	NA	NA	NA	NA	NA	NA	NA	NA	NA	
Navy/USNR Enlisted	NA		NA	NA	NA	NA	NA	NA	NA	NA	NA	NA	NA	
Navy/USNR Officers	NA		NA	NA	NA	NA	NA	NA	NA	NA	NA	NA	NA	
Marine Corps/USMCR Enlisted	1	±1	0°	NR	0°	0°	NR	NR	0°	NR	0°	NR	0°	±0
Marine Corps/USMCR Officers	NA		NA	NA	NA	NA	NA	NA	NA	NA	NA	NA	NA	
Air Force/ANG/USAFR Enlisted	NA		NA	NA	NA	NA	NA	NA	NA	NA	NA	NA	NA	
Air Force/ANG/USAFR Officers	NA		NA	NA	NA	NA	NA	NA	NA	NA	NA	NA	NA	
Coast Guard Enlisted	NA		NA	NA	NA	NA	NA	NA	NA	NA	NA	NA	NA	
Coast Guard Officers	NA		NA	NA	NA	NA	NA	NA	NA	NA	NA	NA	NA	

Note. Percent responding are military members who answered the question, who were identified as Marine Corps or U.S. Marine Corps Reserve in the sample frame (June 2011), who were enlisted (Q1), and who completed FSC (Q47e).

NR: Not reportable

° Response option never endorsed.

NA: Not applicable

48. What year did you complete the following Enlisted Professional Military Education (EPME) and Enlisted Joint Professional Military Education (EJPME)?
f. First Sergeant/Master Sergeant Seminar

- | | | |
|--------------------|----------|---------|
| 1. 2001 or earlier | 2. 2002 | 3. 2003 |
| 4. 2004 | 5. 2005 | 6. 2006 |
| 7. 2007 | 8. 2008 | 9. 2009 |
| 10. 2010 | 11. 2011 | |

	Percent Responding		Percentages											Max ME	
			1	2	3	4	5	6	7	8	9	10	11		
TOTAL FORCE	0	±1	NR	NR	NR	NR	NR	NR	NR	14	11	NR	NR	NR	±17
Total Active Duty	1	±1	NR	NR	NR	NR	NR	NR	NR	NR	NR	NR	NR	NR	
Total Reserve	1	±1	NR	NR	NR	NR	NR	NR	NR	NR	NR	NR	NR	NR	
Total National Guard	NA		NA	NA	NA	NA	NA	NA	NA	NA	NA	NA	NA	NA	
SERVICE/COMPONENT															
Army/ARNG/USAR	NA		NA	NA	NA	NA	NA	NA	NA	NA	NA	NA	NA	NA	
Navy/USNR	NA		NA	NA	NA	NA	NA	NA	NA	NA	NA	NA	NA	NA	
Marine Corps/USMCR	4	±2	NR	NR	NR	NR	NR	NR	NR	14	11	NR	NR	NR	±17
Air Force/ANG/USAFR	NA		NA	NA	NA	NA	NA	NA	NA	NA	NA	NA	NA	NA	
Coast Guard	NA		NA	NA	NA	NA	NA	NA	NA	NA	NA	NA	NA	NA	
PAYGRADE															
Enlisted	1	±1	NR	NR	NR	NR	NR	NR	NR	14	11	NR	NR	NR	±17
3 to 5 Years of Service	NA		NA	NA	NA	NA	NA	NA	NA	NA	NA	NA	NA	NA	
6 to 9 Years of Service	NA		NA	NA	NA	NA	NA	NA	NA	NA	NA	NA	NA	NA	
E1 – E4	NA		NA	NA	NA	NA	NA	NA	NA	NA	NA	NA	NA	NA	
E5 – E9	1	±1	NR	NR	NR	NR	NR	NR	NR	14	11	NR	NR	NR	±17
Officers	NA		NA	NA	NA	NA	NA	NA	NA	NA	NA	NA	NA	NA	
W1 – W5	NA		NA	NA	NA	NA	NA	NA	NA	NA	NA	NA	NA	NA	
O1 – O3	NA		NA	NA	NA	NA	NA	NA	NA	NA	NA	NA	NA	NA	
O4 – O6	NA		NA	NA	NA	NA	NA	NA	NA	NA	NA	NA	NA	NA	
EDUCATION															
No College	1	±1	NR	NR	NR	NR	NR	NR	NR	NR	NR	NR	NR	NR	
Some College	1	±1	NR	NR	NR	NR	NR	NR	NR	NR	NR	NR	NR	NR	
4-Year Degree	0	±1	NR	NR	NR	NR	NR	NR	NR	NR	NR	NR	NR	NR	
Graduate/Professional Degree	0	±1	NR	NR	NR	NR	NR	NR	NR	NR	NR	NR	NR	NR	
RACE/ETHNICITY															
Non-Hispanic White	1	±1	NR	NR	NR	NR	NR	NR	NR	NR	NR	NR	NR	NR	
Total Minority	0	±1	NR	NR	NR	NR	NR	NR	NR	NR	NR	NR	NR	NR	
Non-Hispanic Black	0	±1	NR	NR	NR	NR	NR	NR	NR	NR	NR	NR	NR	NR	
Hispanic	0	±1	NR	NR	NR	NR	NR	NR	NR	NR	NR	NR	NR	NR	
GENDER															
Male	1	±1	NR	NR	NR	NR	NR	NR	NR	NR	11	NR	NR	NR	±16
Female	0	±1	NR	NR	NR	NR	NR	NR	NR	NR	NR	NR	NR	NR	
SERVICE/COMPONENT BY PAYGRADE															
Army/ARNG/USAR Enlisted	NA		NA	NA	NA	NA	NA	NA	NA	NA	NA	NA	NA	NA	
Army/ARNG/USAR Officers	NA		NA	NA	NA	NA	NA	NA	NA	NA	NA	NA	NA	NA	
Navy/USNR Enlisted	NA		NA	NA	NA	NA	NA	NA	NA	NA	NA	NA	NA	NA	
Navy/USNR Officers	NA		NA	NA	NA	NA	NA	NA	NA	NA	NA	NA	NA	NA	
Marine Corps/USMCR Enlisted	5	±3	NR	NR	NR	NR	NR	NR	NR	14	11	NR	NR	NR	±17
Marine Corps/USMCR Officers	NA		NA	NA	NA	NA	NA	NA	NA	NA	NA	NA	NA	NA	
Air Force/ANG/USAFR Enlisted	NA		NA	NA	NA	NA	NA	NA	NA	NA	NA	NA	NA	NA	
Air Force/ANG/USAFR Officers	NA		NA	NA	NA	NA	NA	NA	NA	NA	NA	NA	NA	NA	
Coast Guard Enlisted	NA		NA	NA	NA	NA	NA	NA	NA	NA	NA	NA	NA	NA	
Coast Guard Officers	NA		NA	NA	NA	NA	NA	NA	NA	NA	NA	NA	NA	NA	

Note. Percent responding are military members who answered the question, who were identified as Marine Corps or U.S. Marine Corps Reserve in the sample frame (June 2011), who were enlisted (Q1), and who completed First Sergeant/Master Sergeant Seminar (Q47f).

NR: Not reportable

NA: Not applicable

48. What year did you complete the following Enlisted Professional Military Education (EPME) and Enlisted Joint Professional Military Education (EJPME)?

g. Sergeant Major/Master Gunnery Sergeant Symposium

- | | | |
|--------------------|----------|---------|
| 1. 2001 or earlier | 2. 2002 | 3. 2003 |
| 4. 2004 | 5. 2005 | 6. 2006 |
| 7. 2007 | 8. 2008 | 9. 2009 |
| 10. 2010 | 11. 2011 | |

	Percent Responding		Percentages											Max ME	
			1	2	3	4	5	6	7	8	9	10	11		
TOTAL FORCE	0	±1	0°	0°	0°	0°	0°	0°	0°	NR	NR	NR	0°	NR	±0
Total Active Duty	0	±1	0°	0°	0°	0°	0°	0°	0°	NR	NR	NR	0°	NR	±0
Total Reserve	0	±1	0°	0°	0°	0°	0°	0°	0°	NR	NR	NR	0°	NR	
Total National Guard	NA		NA	NA	NA	NA	NA	NA	NA	NA	NA	NA	NA	NA	
SERVICE/COMPONENT															
Army/ARNG/USAR	NA		NA	NA	NA	NA	NA	NA	NA	NA	NA	NA	NA	NA	
Navy/USNR	NA		NA	NA	NA	NA	NA	NA	NA	NA	NA	NA	NA	NA	
Marine Corps/USMCR	1	±1	0°	0°	0°	0°	0°	0°	0°	NR	NR	NR	0°	NR	±0
Air Force/ANG/USAFR	NA		NA	NA	NA	NA	NA	NA	NA	NA	NA	NA	NA	NA	
Coast Guard	NA		NA	NA	NA	NA	NA	NA	NA	NA	NA	NA	NA	NA	
PAYGRADE															
Enlisted	0	±1	0°	0°	0°	0°	0°	0°	0°	NR	NR	NR	0°	NR	±0
3 to 5 Years of Service	NA		NA	NA	NA	NA	NA	NA	NA	NA	NA	NA	NA	NA	
6 to 9 Years of Service	NA		NA	NA	NA	NA	NA	NA	NA	NA	NA	NA	NA	NA	
E1 – E4	NA		NA	NA	NA	NA	NA	NA	NA	NA	NA	NA	NA	NA	
E5 – E9	0	±1	0°	0°	0°	0°	0°	0°	0°	NR	NR	NR	0°	NR	±0
Officers	NA		NA	NA	NA	NA	NA	NA	NA	NA	NA	NA	NA	NA	
W1 – W5	NA		NA	NA	NA	NA	NA	NA	NA	NA	NA	NA	NA	NA	
O1 – O3	NA		NA	NA	NA	NA	NA	NA	NA	NA	NA	NA	NA	NA	
O4 – O6	NA		NA	NA	NA	NA	NA	NA	NA	NA	NA	NA	NA	NA	
EDUCATION															
No College	NA		NA	NA	NA	NA	NA	NA	NA	NA	NA	NA	NA	NA	
Some College	0	±1	0°	0°	0°	0°	0°	0°	0°	NR	NR	NR	0°	NR	
4-Year Degree	NA		NA	NA	NA	NA	NA	NA	NA	NA	NA	NA	NA	NA	
Graduate/Professional Degree	0	±1	0°	0°	0°	0°	0°	0°	0°	NR	NR	NR	0°	NR	
RACE/ETHNICITY															
Non-Hispanic White	0	±1	0°	0°	0°	0°	0°	0°	0°	NR	NR	NR	0°	NR	
Total Minority	0	±1	0°	0°	0°	0°	0°	0°	0°	NR	NR	NR	0°	NR	
Non-Hispanic Black	NA		NA	NA	NA	NA	NA	NA	NA	NA	NA	NA	NA	NA	
Hispanic	0	±1	0°	0°	0°	0°	0°	0°	0°	NR	NR	NR	0°	NR	
GENDER															
Male	0	±1	0°	0°	0°	0°	0°	0°	0°	NR	NR	NR	0°	NR	±0
Female	NA		NA	NA	NA	NA	NA	NA	NA	NA	NA	NA	NA	NA	
SERVICE/COMPONENT BY PAYGRADE															
Army/ARNG/USAR Enlisted	NA		NA	NA	NA	NA	NA	NA	NA	NA	NA	NA	NA	NA	
Army/ARNG/USAR Officers	NA		NA	NA	NA	NA	NA	NA	NA	NA	NA	NA	NA	NA	
Navy/USNR Enlisted	NA		NA	NA	NA	NA	NA	NA	NA	NA	NA	NA	NA	NA	
Navy/USNR Officers	NA		NA	NA	NA	NA	NA	NA	NA	NA	NA	NA	NA	NA	
Marine Corps/USMCR Enlisted	1	±1	0°	0°	0°	0°	0°	0°	0°	NR	NR	NR	0°	NR	±0
Marine Corps/USMCR Officers	NA		NA	NA	NA	NA	NA	NA	NA	NA	NA	NA	NA	NA	
Air Force/ANG/USAFR Enlisted	NA		NA	NA	NA	NA	NA	NA	NA	NA	NA	NA	NA	NA	
Air Force/ANG/USAFR Officers	NA		NA	NA	NA	NA	NA	NA	NA	NA	NA	NA	NA	NA	
Coast Guard Enlisted	NA		NA	NA	NA	NA	NA	NA	NA	NA	NA	NA	NA	NA	
Coast Guard Officers	NA		NA	NA	NA	NA	NA	NA	NA	NA	NA	NA	NA	NA	

Note. Percent responding are military members who answered the question, who were identified as Marine Corps or U.S. Marine Corps Reserve in the sample frame (June 2011), who were enlisted (Q1), and who completed Sergeant Major/Master Gunnery Sergeant Symposium (Q47g).

NR: Not reportable

° Response option never endorsed.

NA: Not applicable

48. What year did you complete the following Enlisted Professional Military Education (EPME) and Enlisted Joint Professional Military Education (EJPME)?

h. Senior Enlisted JPME (SEJPME) Course through NDU JFSC

- | | | |
|--------------------|----------|---------|
| 1. 2001 or earlier | 2. 2002 | 3. 2003 |
| 4. 2004 | 5. 2005 | 6. 2006 |
| 7. 2007 | 8. 2008 | 9. 2009 |
| 10. 2010 | 11. 2011 | |

	Percent Responding		Percentages											Max ME	
	1	2	3	4	5	6	7	8	9	10	11				
TOTAL FORCE	1	±1	0°	0°	0°	0°	0°	0°	0°	0°	4	19	32	NR	±16
Total Active Duty	1	±1	0°	0°	0°	0°	0°	0°	0°	0°	NR	22	36	38	±17
Total Reserve	0	±1	0°	0°	0°	0°	0°	0°	0°	0°	NR	NR	NR	NR	
Total National Guard	NA		NA	NA	NA	NA	NA	NA	NA	NA	NA	NA	NA	NA	
SERVICE/COMPONENT															
Army/ARNG/USAR	NA		NA	NA	NA	NA	NA	NA	NA	NA	NA	NA	NA	NA	
Navy/USNR	NA		NA	NA	NA	NA	NA	NA	NA	NA	NA	NA	NA	NA	
Marine Corps/USMCR	5	±2	0°	0°	0°	0°	0°	0°	0°	0°	4	19	32	NR	±16
Air Force/ANG/USAFR	NA		NA	NA	NA	NA	NA	NA	NA	NA	NA	NA	NA	NA	
Coast Guard	NA		NA	NA	NA	NA	NA	NA	NA	NA	NA	NA	NA	NA	
PAYGRADE															
Enlisted	1	±1	0°	0°	0°	0°	0°	0°	0°	0°	4	19	32	NR	±16
3 to 5 Years of Service	NA		NA	NA	NA	NA	NA	NA	NA	NA	NA	NA	NA	NA	
6 to 9 Years of Service	0	±1	0°	0°	0°	0°	0°	0°	0°	0°	NR	NR	NR	NR	
E1 – E4	NA		NA	NA	NA	NA	NA	NA	NA	NA	NA	NA	NA	NA	
E5 – E9	1	±1	0°	0°	0°	0°	0°	0°	0°	0°	4	19	32	NR	±16
Officers	NA		NA	NA	NA	NA	NA	NA	NA	NA	NA	NA	NA	NA	
W1 – W5	NA		NA	NA	NA	NA	NA	NA	NA	NA	NA	NA	NA	NA	
O1 – O3	NA		NA	NA	NA	NA	NA	NA	NA	NA	NA	NA	NA	NA	
O4 – O6	NA		NA	NA	NA	NA	NA	NA	NA	NA	NA	NA	NA	NA	
EDUCATION															
No College	1	±1	0°	0°	0°	0°	0°	0°	0°	0°	NR	NR	NR	NR	±0
Some College	1	±1	0°	0°	0°	0°	0°	0°	0°	0°	NR	NR	NR	NR	±0
4-Year Degree	0	±1	0°	0°	0°	0°	0°	0°	0°	0°	NR	NR	NR	NR	
Graduate/Professional Degree	0	±1	0°	0°	0°	0°	0°	0°	0°	0°	NR	NR	NR	NR	
RACE/ETHNICITY															
Non-Hispanic White	0	±1	0°	0°	0°	0°	0°	0°	0°	0°	NR	NR	NR	NR	±0
Total Minority	1	±1	0°	0°	0°	0°	0°	0°	0°	0°	NR	NR	NR	NR	±0
Non-Hispanic Black	0	±1	0°	0°	0°	0°	0°	0°	0°	0°	NR	NR	NR	NR	±0
Hispanic	2	±1	0°	0°	0°	0°	0°	0°	0°	0°	NR	NR	NR	NR	±0
GENDER															
Male	1	±1	0°	0°	0°	0°	0°	0°	0°	0°	4	17	33	NR	±17
Female	0	±1	0°	0°	0°	0°	0°	0°	0°	0°	NR	NR	NR	NR	
SERVICE/COMPONENT BY PAYGRADE															
Army/ARNG/USAR Enlisted	NA		NA	NA	NA	NA	NA	NA	NA	NA	NA	NA	NA	NA	
Army/ARNG/USAR Officers	NA		NA	NA	NA	NA	NA	NA	NA	NA	NA	NA	NA	NA	
Navy/USNR Enlisted	NA		NA	NA	NA	NA	NA	NA	NA	NA	NA	NA	NA	NA	
Navy/USNR Officers	NA		NA	NA	NA	NA	NA	NA	NA	NA	NA	NA	NA	NA	
Marine Corps/USMCR Enlisted	6	±2	0°	0°	0°	0°	0°	0°	0°	0°	4	19	32	NR	±16
Marine Corps/USMCR Officers	NA		NA	NA	NA	NA	NA	NA	NA	NA	NA	NA	NA	NA	
Air Force/ANG/USAFR Enlisted	NA		NA	NA	NA	NA	NA	NA	NA	NA	NA	NA	NA	NA	
Air Force/ANG/USAFR Officers	NA		NA	NA	NA	NA	NA	NA	NA	NA	NA	NA	NA	NA	
Coast Guard Enlisted	NA		NA	NA	NA	NA	NA	NA	NA	NA	NA	NA	NA	NA	
Coast Guard Officers	NA		NA	NA	NA	NA	NA	NA	NA	NA	NA	NA	NA	NA	

Note. Percent responding are military members who answered the question, who were identified as Marine Corps or U.S. Marine Corps Reserve in the sample frame (June 2011), who were enlisted (Q1), and who completed SEJPME Course through NDU JFSC (Q47h).

NR: Not reportable

° Response option never endorsed.

NA: Not applicable

48. What year did you complete the following Enlisted Professional Military Education (EPME) and Enlisted Joint Professional Military Education (EJPME)?

i. CSEL KEYSTONE Course

- | | | |
|--------------------|----------|---------|
| 1. 2001 or earlier | 2. 2002 | 3. 2003 |
| 4. 2004 | 5. 2005 | 6. 2006 |
| 7. 2007 | 8. 2008 | 9. 2009 |
| 10. 2010 | 11. 2011 | |

	Percent Responding		Percentages											Max ME	
			1	2	3	4	5	6	7	8	9	10	11		
TOTAL FORCE	0	±1	0°	0°	0°	0°	0°	0°	0°	0°	NR	0°	NR	NR	±0
Total Active Duty	0	±1	0°	0°	0°	0°	0°	0°	0°	0°	NR	0°	NR	NR	±0
Total Reserve	0	±1	0°	0°	0°	0°	0°	0°	0°	0°	NR	0°	NR	NR	
Total National Guard	NA		NA	NA	NA	NA	NA	NA	NA	NA	NA	NA	NA	NA	
SERVICE/COMPONENT															
Army/ARNG/USAR	NA		NA	NA	NA	NA	NA	NA	NA	NA	NA	NA	NA	NA	
Navy/USNR	NA		NA	NA	NA	NA	NA	NA	NA	NA	NA	NA	NA	NA	
Marine Corps/USMCR	1	±2	0°	0°	0°	0°	0°	0°	0°	0°	NR	0°	NR	NR	±0
Air Force/ANG/USAFR	NA		NA	NA	NA	NA	NA	NA	NA	NA	NA	NA	NA	NA	
Coast Guard	NA		NA	NA	NA	NA	NA	NA	NA	NA	NA	NA	NA	NA	
PAYGRADE															
Enlisted	0	±1	0°	0°	0°	0°	0°	0°	0°	0°	NR	0°	NR	NR	±0
3 to 5 Years of Service	NA		NA	NA	NA	NA	NA	NA	NA	NA	NA	NA	NA	NA	
6 to 9 Years of Service	0	±1	0°	0°	0°	0°	0°	0°	0°	0°	NR	0°	NR	NR	
E1 – E4	0	±1	0°	0°	0°	0°	0°	0°	0°	0°	NR	0°	NR	NR	
E5 – E9	0	±1	0°	0°	0°	0°	0°	0°	0°	0°	NR	0°	NR	NR	
Officers	NA		NA	NA	NA	NA	NA	NA	NA	NA	NA	NA	NA	NA	
W1 – W5	NA		NA	NA	NA	NA	NA	NA	NA	NA	NA	NA	NA	NA	
O1 – O3	NA		NA	NA	NA	NA	NA	NA	NA	NA	NA	NA	NA	NA	
O4 – O6	NA		NA	NA	NA	NA	NA	NA	NA	NA	NA	NA	NA	NA	
EDUCATION															
No College	0	±1	0°	0°	0°	0°	0°	0°	0°	0°	NR	0°	NR	NR	
Some College	0	±1	0°	0°	0°	0°	0°	0°	0°	0°	NR	0°	NR	NR	
4-Year Degree	NA		NA	NA	NA	NA	NA	NA	NA	NA	NA	NA	NA	NA	
Graduate/Professional Degree	0	±1	0°	0°	0°	0°	0°	0°	0°	0°	NR	0°	NR	NR	
RACE/ETHNICITY															
Non-Hispanic White	0	±1	0°	0°	0°	0°	0°	0°	0°	0°	NR	0°	NR	NR	
Total Minority	0	±1	0°	0°	0°	0°	0°	0°	0°	0°	NR	0°	NR	NR	
Non-Hispanic Black	0	±1	0°	0°	0°	0°	0°	0°	0°	0°	NR	0°	NR	NR	
Hispanic	NA		NA	NA	NA	NA	NA	NA	NA	NA	NA	NA	NA	NA	
GENDER															
Male	0	±1	0°	0°	0°	0°	0°	0°	0°	0°	NR	0°	NR	NR	
Female	0	±1	0°	0°	0°	0°	0°	0°	0°	0°	NR	0°	NR	NR	
SERVICE/COMPONENT BY PAYGRADE															
Army/ARNG/USAR Enlisted	NA		NA	NA	NA	NA	NA	NA	NA	NA	NA	NA	NA	NA	
Army/ARNG/USAR Officers	NA		NA	NA	NA	NA	NA	NA	NA	NA	NA	NA	NA	NA	
Navy/USNR Enlisted	NA		NA	NA	NA	NA	NA	NA	NA	NA	NA	NA	NA	NA	
Navy/USNR Officers	NA		NA	NA	NA	NA	NA	NA	NA	NA	NA	NA	NA	NA	
Marine Corps/USMCR Enlisted	1	±2	0°	0°	0°	0°	0°	0°	0°	0°	NR	0°	NR	NR	±0
Marine Corps/USMCR Officers	NA		NA	NA	NA	NA	NA	NA	NA	NA	NA	NA	NA	NA	
Air Force/ANG/USAFR Enlisted	NA		NA	NA	NA	NA	NA	NA	NA	NA	NA	NA	NA	NA	
Air Force/ANG/USAFR Officers	NA		NA	NA	NA	NA	NA	NA	NA	NA	NA	NA	NA	NA	
Coast Guard Enlisted	NA		NA	NA	NA	NA	NA	NA	NA	NA	NA	NA	NA	NA	
Coast Guard Officers	NA		NA	NA	NA	NA	NA	NA	NA	NA	NA	NA	NA	NA	

Note. Percent responding are military members who answered the question, who were identified as Marine Corps or U.S. Marine Corps Reserve in the sample frame (June 2011), who were enlisted (Q1), and who completed CSEL KEYSTONE Course (Q47i).

NR: Not reportable

° Response option never endorsed.

NA: Not applicable

48. What year did you complete the following Enlisted Professional Military Education (EPME) and Enlisted Joint Professional Military Education (EJPME)?
j. Other EPME and EJPME

- | | | |
|--------------------|----------|---------|
| 1. 2001 or earlier | 2. 2002 | 3. 2003 |
| 4. 2004 | 5. 2005 | 6. 2006 |
| 7. 2007 | 8. 2008 | 9. 2009 |
| 10. 2010 | 11. 2011 | |

	Percent Responding		Percentages											Max ME
			1	2	3	4	5	6	7	8	9	10	11	
TOTAL FORCE	1	±1	6	0°	0°	2	6	2	1	2	NR	11	NR	±13
Total Active Duty	2	±1	8	0°	0°	3	4	3	1	3	NR	8	NR	±13
Total Reserve	1	±1	NR	0°	0°	NR	NR	NR	NR	NR	NR	NR	NR	±0
Total National Guard	NA		NA	NA	NA	NA	NA	NA	NA	NA	NA	NA	NA	
SERVICE/COMPONENT														
Army/ARNG/USAR	NA		NA	NA	NA	NA	NA	NA	NA	NA	NA	NA	NA	
Navy/USNR	NA		NA	NA	NA	NA	NA	NA	NA	NA	NA	NA	NA	
Marine Corps/USMCR	12	±4	6	0°	0°	2	6	2	1	2	NR	11	NR	±13
Air Force/ANG/USAFR	NA		NA	NA	NA	NA	NA	NA	NA	NA	NA	NA	NA	
Coast Guard	NA		NA	NA	NA	NA	NA	NA	NA	NA	NA	NA	NA	
PAYGRADE														
Enlisted	1	±1	6	0°	0°	2	6	2	1	2	NR	11	NR	±13
3 to 5 Years of Service	3	±2	NR	0°	0°	NR	NR	NR	NR	5	NR	NR	NR	±12
6 to 9 Years of Service	1	±2	NR	0°	0°	NR	NR	NR	NR	NR	NR	NR	NR	±0
E1 – E4	2	±1	NR	0°	0°	NR	NR	NR	NR	NR	NR	NR	NR	±0
E5 – E9	1	±1	15	0°	0°	NR	NR	NR	3	6	NR	NR	NR	±16
Officers	NA		NA	NA	NA	NA	NA	NA	NA	NA	NA	NA	NA	
W1 – W5	NA		NA	NA	NA	NA	NA	NA	NA	NA	NA	NA	NA	
O1 – O3	NA		NA	NA	NA	NA	NA	NA	NA	NA	NA	NA	NA	
O4 – O6	NA		NA	NA	NA	NA	NA	NA	NA	NA	NA	NA	NA	
EDUCATION														
No College	3	±2	NR	0°	0°	NR	NR	NR	NR	NR	NR	NR	NR	±0
Some College	1	±1	6	0°	0°	4	NR	NR	2	1	NR	NR	NR	±12
4-Year Degree	0	±1	NR	0°	0°	NR	NR	NR	NR	NR	NR	NR	NR	
Graduate/Professional Degree	0	±1	NR	0°	0°	NR	NR	NR	NR	NR	NR	NR	NR	
RACE/ETHNICITY														
Non-Hispanic White	1	±1	NR	0°	0°	NR	NR	NR	NR	NR	NR	NR	NR	±0
Total Minority	1	±1	11	0°	0°	NR	NR	NR	2	3	NR	NR	NR	±13
Non-Hispanic Black	1	±1	NR	0°	0°	NR	NR	NR	NR	NR	NR	NR	NR	±0
Hispanic	2	±2	NR	0°	0°	NR	NR	NR	NR	NR	NR	NR	NR	±0
GENDER														
Male	1	±1	7	0°	0°	3	7	3	1	3	NR	12	NR	±14
Female	1	±1	NR	0°	0°	NR	NR	NR	NR	NR	NR	NR	NR	
SERVICE/COMPONENT BY PAYGRADE														
Army/ARNG/USAR Enlisted	NA		NA	NA	NA	NA	NA	NA	NA	NA	NA	NA	NA	
Army/ARNG/USAR Officers	NA		NA	NA	NA	NA	NA	NA	NA	NA	NA	NA	NA	
Navy/USNR Enlisted	NA		NA	NA	NA	NA	NA	NA	NA	NA	NA	NA	NA	
Navy/USNR Officers	NA		NA	NA	NA	NA	NA	NA	NA	NA	NA	NA	NA	
Marine Corps/USMCR Enlisted	13	±5	6	0°	0°	2	6	2	1	2	NR	11	NR	±13
Marine Corps/USMCR Officers	NA		NA	NA	NA	NA	NA	NA	NA	NA	NA	NA	NA	
Air Force/ANG/USAFR Enlisted	NA		NA	NA	NA	NA	NA	NA	NA	NA	NA	NA	NA	
Air Force/ANG/USAFR Officers	NA		NA	NA	NA	NA	NA	NA	NA	NA	NA	NA	NA	
Coast Guard Enlisted	NA		NA	NA	NA	NA	NA	NA	NA	NA	NA	NA	NA	
Coast Guard Officers	NA		NA	NA	NA	NA	NA	NA	NA	NA	NA	NA	NA	

Note. Percent responding are military members who answered the question, who were identified as Marine Corps or U.S. Marine Corps Reserve in the sample frame (June 2011), who were enlisted (Q1), and who completed EPME or EJPME not listed in Q47 (Q47j).

NR: Not reportable

° Response option never endorsed.

NA: Not applicable

49. Have you taken any similar Enlisted Professional Military Education (EPME) or Enlisted Joint Professional Military Education (EJPME) at a sister Service school?

	Percent Responding		Percentages	Max ME	Percentage Reporting Yes
			Yes		
TOTAL FORCE	9	±1	7	±4	
Total Active Duty	12	±1	8	±4	
Total Reserve	8	±2	NR		
Total National Guard	NA		NA		
SERVICE/COMPONENT					
Army/ARNG/USAR	NA		NA		
Navy/USNR	NA		NA		
Marine Corps/USMCR	87	±2	7	±4	
Air Force/ANG/USAFR	NA		NA		
Coast Guard	NA		NA		
PAYGRADE					
Enlisted	11	±1	7	±4	
3 to 5 Years of Service	17	±4	11	±10	
6 to 9 Years of Service	10	±3	5	±7	
E1 – E4	14	±2	9	±6	
E5 – E9	8	±1	4	±4	
Officers	NA		NA		
W1 – W5	NA		NA		
O1 – O3	NA		NA		
O4 – O6	NA		NA		
EDUCATION					
No College	22	±4	8	±7	
Some College	10	±2	6	±6	
4-Year Degree	1	±1	NR		
Graduate/Professional Degree	1	±1	NR		
RACE/ETHNICITY					
Non-Hispanic White	9	±1	4	±5	
Total Minority	9	±2	11	±7	
Non-Hispanic Black	7	±2	14	±16	
Hispanic	13	±3	13	±11	
GENDER					
Male	10	±1	7	±4	
Female	6	±3	NR		
SERVICE/COMPONENT BY PAYGRADE					
Army/ARNG/USAR Enlisted	NA		NA		
Army/ARNG/USAR Officers	NA		NA		
Navy/USNR Enlisted	NA		NA		
Navy/USNR Officers	NA		NA		
Marine Corps/USMCR Enlisted	98	±2	7	±4	
Marine Corps/USMCR Officers	NA		NA		
Air Force/ANG/USAFR Enlisted	NA		NA		
Air Force/ANG/USAFR Officers	NA		NA		
Coast Guard Enlisted	NA		NA		
Coast Guard Officers	NA		NA		

Note. Percent responding are military members who answered the question, who were identified as Marine Corps or U.S. Marine Corps Reserve in the sample frame (June 2011), and who were enlisted (Q1).

NR: Not reportable

NA: Not applicable

51. What year did you complete the similar Enlisted Professional Military Education (EPME) or Enlisted Joint Professional Military Education (EJPME) at a sister Service school?

- | | | |
|--------------------|----------|---------|
| 1. 2001 or earlier | 2. 2002 | 3. 2003 |
| 4. 2004 | 5. 2005 | 6. 2006 |
| 7. 2007 | 8. 2008 | 9. 2009 |
| 10. 2010 | 11. 2011 | |

	Percent Responding		Percentages											Max ME
			1	2	3	4	5	6	7	8	9	10	11	
TOTAL FORCE	1	±1	NR	0°	0°	0°	NR	0°	NR	NR	11	NR	NR	±16
Total Active Duty	1	±1	NR	0°	0°	0°	NR	0°	NR	NR	NR	NR	NR	±0
Total Reserve	0	±1	NR	0°	0°	0°	NR	0°	NR	NR	NR	NR	NR	
Total National Guard	NA		NA	NA	NA	NA	NA	NA	NA	NA	NA	NA	NA	
SERVICE/COMPONENT														
Army/ARNG/USAR	NA		NA	NA	NA	NA	NA	NA	NA	NA	NA	NA	NA	
Navy/USNR	NA		NA	NA	NA	NA	NA	NA	NA	NA	NA	NA	NA	
Marine Corps/USMCR	5	±3	NR	0°	0°	0°	NR	0°	NR	NR	11	NR	NR	±16
Air Force/ANG/USAFR	NA		NA	NA	NA	NA	NA	NA	NA	NA	NA	NA	NA	
Coast Guard	NA		NA	NA	NA	NA	NA	NA	NA	NA	NA	NA	NA	
PAYGRADE														
Enlisted	1	±1	NR	0°	0°	0°	NR	0°	NR	NR	11	NR	NR	±16
3 to 5 Years of Service	2	±2	NR	0°	0°	0°	NR	0°	NR	NR	NR	NR	NR	±0
6 to 9 Years of Service	1	±1	NR	0°	0°	0°	NR	0°	NR	NR	NR	NR	NR	±0
E1 – E4	1	±1	NR	0°	0°	0°	NR	0°	NR	NR	NR	NR	NR	±0
E5 – E9	0	±1	NR	0°	0°	0°	NR	0°	NR	NR	NR	NR	NR	±0
Officers	NA		NA	NA	NA	NA	NA	NA	NA	NA	NA	NA	NA	
W1 – W5	NA		NA	NA	NA	NA	NA	NA	NA	NA	NA	NA	NA	
O1 – O3	NA		NA	NA	NA	NA	NA	NA	NA	NA	NA	NA	NA	
O4 – O6	NA		NA	NA	NA	NA	NA	NA	NA	NA	NA	NA	NA	
EDUCATION														
No College	2	±1	NR	0°	0°	0°	NR	0°	NR	NR	NR	NR	NR	±0
Some College	1	±1	NR	0°	0°	0°	NR	0°	NR	NR	NR	NR	NR	±0
4-Year Degree	0	±1	NR	0°	0°	0°	NR	0°	NR	NR	NR	NR	NR	
Graduate/Professional Degree	NA		NA	NA	NA	NA	NA	NA	NA	NA	NA	NA	NA	
RACE/ETHNICITY														
Non-Hispanic White	0	±1	NR	0°	0°	0°	NR	0°	NR	NR	NR	NR	NR	±0
Total Minority	1	±1	NR	0°	0°	0°	NR	0°	NR	NR	NR	NR	NR	±0
Non-Hispanic Black	1	±1	NR	0°	0°	0°	NR	0°	NR	NR	NR	NR	NR	±0
Hispanic	1	±1	NR	0°	0°	0°	NR	0°	NR	NR	NR	NR	NR	±0
GENDER														
Male	1	±1	NR	0°	0°	0°	NR	0°	NR	NR	NR	NR	NR	±0
Female	0	±1	NR	0°	0°	0°	NR	0°	NR	NR	NR	NR	NR	
SERVICE/COMPONENT BY PAYGRADE														
Army/ARNG/USAR Enlisted	NA		NA	NA	NA	NA	NA	NA	NA	NA	NA	NA	NA	
Army/ARNG/USAR Officers	NA		NA	NA	NA	NA	NA	NA	NA	NA	NA	NA	NA	
Navy/USNR Enlisted	NA		NA	NA	NA	NA	NA	NA	NA	NA	NA	NA	NA	
Navy/USNR Officers	NA		NA	NA	NA	NA	NA	NA	NA	NA	NA	NA	NA	
Marine Corps/USMCR Enlisted	6	±3	NR	0°	0°	0°	NR	0°	NR	NR	11	NR	NR	±16
Marine Corps/USMCR Officers	NA		NA	NA	NA	NA	NA	NA	NA	NA	NA	NA	NA	
Air Force/ANG/USAFR Enlisted	NA		NA	NA	NA	NA	NA	NA	NA	NA	NA	NA	NA	
Air Force/ANG/USAFR Officers	NA		NA	NA	NA	NA	NA	NA	NA	NA	NA	NA	NA	
Coast Guard Enlisted	NA		NA	NA	NA	NA	NA	NA	NA	NA	NA	NA	NA	
Coast Guard Officers	NA		NA	NA	NA	NA	NA	NA	NA	NA	NA	NA	NA	

Note. Percent responding are military members who answered the question, who were identified as Marine Corps or U.S. Marine Corps Reserve in the sample frame (June 2011), who were enlisted (Q1), and who completed similar EPME or EJPME at a sister Service school (Q49).

NR: Not reportable

° Response option never endorsed.

NA: Not applicable

52. Have you taken any similar Enlisted Professional Military Education (EPME) or Enlisted Joint Professional Military Education (EJPME) at an international school?

	Percent Responding		Percentages	Max ME	Percentage Reporting Yes
			Yes		
TOTAL FORCE	9	±1	1	±3	
Total Active Duty	12	±1	1	±3	
Total Reserve	8	±2	NR		
Total National Guard	NA		NA		
SERVICE/COMPONENT					
Army/ARNG/USAR	NA		NA		
Navy/USNR	NA		NA		
Marine Corps/USMCR	87	±2	1	±3	
Air Force/ANG/USAFR	NA		NA		
Coast Guard	NA		NA		
PAYGRADE					
Enlisted	11	±1	1	±3	
3 to 5 Years of Service	17	±4	2	±8	
6 to 9 Years of Service	10	±3	NR		
E1 – E4	14	±2	1	±5	
E5 – E9	8	±1	0	±3	
Officers	NA		NA		
W1 – W5	NA		NA		
O1 – O3	NA		NA		
O4 – O6	NA		NA		
EDUCATION					
No College	22	±4	0	±0	
Some College	10	±2	1	±5	
4-Year Degree	1	±1	NR		
Graduate/Professional Degree	1	±1	NR		
RACE/ETHNICITY					
Non-Hispanic White	9	±1	1	±5	
Total Minority	9	±2	1	±4	
Non-Hispanic Black	7	±2	NR		
Hispanic	13	±3	NR		
GENDER					
Male	10	±1	1	±3	
Female	6	±3	NR		
SERVICE/COMPONENT BY PAYGRADE					
Army/ARNG/USAR Enlisted	NA		NA		
Army/ARNG/USAR Officers	NA		NA		
Navy/USNR Enlisted	NA		NA		
Navy/USNR Officers	NA		NA		
Marine Corps/USMCR Enlisted	98	±2	1	±3	
Marine Corps/USMCR Officers	NA		NA		
Air Force/ANG/USAFR Enlisted	NA		NA		
Air Force/ANG/USAFR Officers	NA		NA		
Coast Guard Enlisted	NA		NA		
Coast Guard Officers	NA		NA		

Note. Percent responding are military members who answered the question, who were identified as Marine Corps or U.S. Marine Corps Reserve in the sample frame (June 2011), and who were enlisted (Q1).

NR: Not reportable

NA: Not applicable

54. What year did you complete the similar Enlisted Professional Military Education (EPME) or Enlisted Joint Professional Military Education (EJPME) at an international school?

- | | | |
|--------------------|----------|---------|
| 1. 2001 or earlier | 2. 2002 | 3. 2003 |
| 4. 2004 | 5. 2005 | 6. 2006 |
| 7. 2007 | 8. 2008 | 9. 2009 |
| 10. 2010 | 11. 2011 | |

	Percent Responding		Percentages											Max ME
			1	2	3	4	5	6	7	8	9	10	11	
TOTAL FORCE	0	±1	0°	0°	0°	0°	0°	0°	0°	0°	NR	0°	0°	NR
Total Active Duty	0	±1	0°	0°	0°	0°	0°	0°	0°	0°	NR	0°	0°	NR
Total Reserve	NA		NA	NA	NA	NA	NA	NA	NA	NA	NA	NA	NA	NA
Total National Guard	NA		NA	NA	NA	NA	NA	NA	NA	NA	NA	NA	NA	NA
SERVICE/COMPONENT														
Army/ARNG/USAR	NA		NA	NA	NA	NA	NA	NA	NA	NA	NA	NA	NA	NA
Navy/USNR	NA		NA	NA	NA	NA	NA	NA	NA	NA	NA	NA	NA	NA
Marine Corps/USMCR	1	±2	0°	0°	0°	0°	0°	0°	0°	0°	NR	0°	0°	NR
Air Force/ANG/USAFR	NA		NA	NA	NA	NA	NA	NA	NA	NA	NA	NA	NA	NA
Coast Guard	NA		NA	NA	NA	NA	NA	NA	NA	NA	NA	NA	NA	NA
PAYGRADE														
Enlisted	0	±1	0°	0°	0°	0°	0°	0°	0°	0°	NR	0°	0°	NR
3 to 5 Years of Service	0	±1	0°	0°	0°	0°	0°	0°	0°	0°	NR	0°	0°	NR
6 to 9 Years of Service	NA		NA	NA	NA	NA	NA	NA	NA	NA	NA	NA	NA	NA
E1 – E4	0	±1	0°	0°	0°	0°	0°	0°	0°	0°	NR	0°	0°	NR
E5 – E9	0	±1	0°	0°	0°	0°	0°	0°	0°	0°	NR	0°	0°	NR
Officers	NA		NA	NA	NA	NA	NA	NA	NA	NA	NA	NA	NA	NA
W1 – W5	NA		NA	NA	NA	NA	NA	NA	NA	NA	NA	NA	NA	NA
O1 – O3	NA		NA	NA	NA	NA	NA	NA	NA	NA	NA	NA	NA	NA
O4 – O6	NA		NA	NA	NA	NA	NA	NA	NA	NA	NA	NA	NA	NA
EDUCATION														
No College	NA		NA	NA	NA	NA	NA	NA	NA	NA	NA	NA	NA	NA
Some College	0	±1	0°	0°	0°	0°	0°	0°	0°	0°	NR	0°	0°	NR
4-Year Degree	0	±1	0°	0°	0°	0°	0°	0°	0°	0°	NR	0°	0°	NR
Graduate/Professional Degree	NA		NA	NA	NA	NA	NA	NA	NA	NA	NA	NA	NA	NA
RACE/ETHNICITY														
Non-Hispanic White	0	±1	0°	0°	0°	0°	0°	0°	0°	0°	NR	0°	0°	NR
Total Minority	0	±1	0°	0°	0°	0°	0°	0°	0°	0°	NR	0°	0°	NR
Non-Hispanic Black	NA		NA	NA	NA	NA	NA	NA	NA	NA	NA	NA	NA	NA
Hispanic	0	±1	0°	0°	0°	0°	0°	0°	0°	0°	NR	0°	0°	NR
GENDER														
Male	0	±1	0°	0°	0°	0°	0°	0°	0°	0°	NR	0°	0°	NR
Female	NA		NA	NA	NA	NA	NA	NA	NA	NA	NA	NA	NA	NA
SERVICE/COMPONENT BY PAYGRADE														
Army/ARNG/USAR Enlisted	NA		NA	NA	NA	NA	NA	NA	NA	NA	NA	NA	NA	NA
Army/ARNG/USAR Officers	NA		NA	NA	NA	NA	NA	NA	NA	NA	NA	NA	NA	NA
Navy/USNR Enlisted	NA		NA	NA	NA	NA	NA	NA	NA	NA	NA	NA	NA	NA
Navy/USNR Officers	NA		NA	NA	NA	NA	NA	NA	NA	NA	NA	NA	NA	NA
Marine Corps/USMCR Enlisted	1	±2	0°	0°	0°	0°	0°	0°	0°	0°	NR	0°	0°	NR
Marine Corps/USMCR Officers	NA		NA	NA	NA	NA	NA	NA	NA	NA	NA	NA	NA	NA
Air Force/ANG/USAFR Enlisted	NA		NA	NA	NA	NA	NA	NA	NA	NA	NA	NA	NA	NA
Air Force/ANG/USAFR Officers	NA		NA	NA	NA	NA	NA	NA	NA	NA	NA	NA	NA	NA
Coast Guard Enlisted	NA		NA	NA	NA	NA	NA	NA	NA	NA	NA	NA	NA	NA
Coast Guard Officers	NA		NA	NA	NA	NA	NA	NA	NA	NA	NA	NA	NA	NA

Note. Percent responding are military members who answered the question, who were identified as Marine Corps or U.S. Marine Corps Reserve in the sample frame (June 2011), who were enlisted (Q1), and who completed similar EPME or EJPME at an international school (Q52).

NR: Not reportable

° Response option never endorsed.

NA: Not applicable

55. Have you completed the following Developmental Education (DE) and Enlisted Joint Professional Military Education (EJPME)?

- a. Basic Military Training (BMT)
- b. Airman Leadership School (ALS)
- c. Noncommissioned Officer Academy (NCOA)
- d. Air Force Senior Noncommissioned Officer Academy (AFSNCOA)
- e. Chief Master Sergeant Leadership Course (CLC)
- f. Senior Enlisted JPME (SEJPME) Course through NDU JFSC
- g. CSEL KEYSTONE Course
- h. Other

	Percent Responding		Percentages								Max ME
			a	b	c	d	e	f	g	h	
TOTAL FORCE	18	±1	97	66	38	14	1	6	0	6	±3
Total Active Duty	18	±1	98	62	30	7	1	7	0	5	±4
Total Reserve	9	±2	97	66	48	27	4	8	NR	17	±13
Total National Guard	26	±3	97	75	56	27	1	2	1	5	±8
SERVICE/COMPONENT											
Army/ARNG/USAR	NA		NA	NA	NA	NA	NA	NA	NA	NA	
Navy/USNR	NA		NA	NA	NA	NA	NA	NA	NA	NA	
Marine Corps/USMCR	NA		NA	NA	NA	NA	NA	NA	NA	NA	
Air Force/ANG/USAFR	81	±1	97	66	38	14	1	6	0	6	±3
Coast Guard	NA		NA	NA	NA	NA	NA	NA	NA	NA	
PAYGRADE											
Enlisted	22	±1	97	66	38	14	1	6	0	6	±3
3 to 5 Years of Service	16	±4	96	37	NR	NR	NR	NR	NR	7	±12
6 to 9 Years of Service	18	±4	99	95	7	0	0	0	0	6	±10
E1 – E4	17	±2	98	12	1	0	0	0	0	5	±7
E5 – E9	26	±1	97	95	59	22	2	9	0	7	±4
Officers	NA		NA	NA	NA	NA	NA	NA	NA	NA	
W1 – W5	NA		NA	NA	NA	NA	NA	NA	NA	NA	
O1 – O3	NA		NA	NA	NA	NA	NA	NA	NA	NA	
O4 – O6	NA		NA	NA	NA	NA	NA	NA	NA	NA	
EDUCATION											
No College	17	±4	98	37	16	7	NR	1	NR	1	±10
Some College	23	±2	97	70	39	12	1	5	0	7	±5
4-Year Degree	13	±3	98	74	55	27	4	9	2	8	±12
Graduate/Professional Degree	5	±2	NR	NR	NR	NR	NR	25	NR	NR	±17
RACE/ETHNICITY											
Non-Hispanic White	19	±1	97	66	41	16	2	7	0	5	±4
Total Minority	16	±2	99	65	33	10	0	4	0	9	±6
Non-Hispanic Black	17	±3	99	70	40	13	0	5	0	11	±10
Hispanic	14	±3	99	59	31	9	NR	3	NR	7	±12
GENDER											
Male	18	±1	97	67	40	15	2	6	0	7	±4
Female	19	±4	99	58	31	9	0	5	0	6	±10
SERVICE/COMPONENT BY PAYGRADE											
Army/ARNG/USAR Enlisted	NA		NA	NA	NA	NA	NA	NA	NA	NA	
Army/ARNG/USAR Officers	NA		NA	NA	NA	NA	NA	NA	NA	NA	
Navy/USNR Enlisted	NA		NA	NA	NA	NA	NA	NA	NA	NA	
Navy/USNR Officers	NA		NA	NA	NA	NA	NA	NA	NA	NA	
Marine Corps/USMCR Enlisted	NA		NA	NA	NA	NA	NA	NA	NA	NA	
Marine Corps/USMCR Officers	NA		NA	NA	NA	NA	NA	NA	NA	NA	
Air Force/ANG/USAFR Enlisted	100	±1	97	66	38	14	1	6	0	6	±3
Air Force/ANG/USAFR Officers	NA		NA	NA	NA	NA	NA	NA	NA	NA	
Coast Guard Enlisted	NA		NA	NA	NA	NA	NA	NA	NA	NA	
Coast Guard Officers	NA		NA	NA	NA	NA	NA	NA	NA	NA	

Note. Percent responding are military members who answered the question; who were identified as Air Force, U.S. Air Force Reserve, or Air National Guard in the sample frame (June 2011); and who were enlisted (Q1).

NR: Not reportable

NA: Not applicable

56. What year did you complete the following Developmental Education (DE) and Enlisted Joint Professional Military Education (EJPME)?
a. Basic Military Training (BMT)

- | | | |
|--------------------|----------|---------|
| 1. 2001 or earlier | 2. 2002 | 3. 2003 |
| 4. 2004 | 5. 2005 | 6. 2006 |
| 7. 2007 | 8. 2008 | 9. 2009 |
| 10. 2010 | 11. 2011 | |

	Percent Responding		Percentages											Max ME
			1	2	3	4	5	6	7	8	9	10	11	
TOTAL FORCE	17	±1	51	3	3	3	3	4	6	4	9	10	4	±4
Total Active Duty	18	±1	41	3	4	4	3	6	7	5	11	13	5	±5
Total Reserve	9	±2	63	NR	3	6	1	NR	1	NR	NR	NR	NR	±13
Total National Guard	26	±3	69	2	3	0	1	2	7	3	5	6	1	±7
SERVICE/COMPONENT														
Army/ARNG/USAR	NA		NA	NA	NA	NA	NA	NA	NA	NA	NA	NA	NA	
Navy/USNR	NA		NA	NA	NA	NA	NA	NA	NA	NA	NA	NA	NA	
Marine Corps/USMCR	NA		NA	NA	NA	NA	NA	NA	NA	NA	NA	NA	NA	
Air Force/ANG/USAFR	78	±2	51	3	3	3	3	4	6	4	9	10	4	±4
Coast Guard	NA		NA	NA	NA	NA	NA	NA	NA	NA	NA	NA	NA	
PAYGRADE														
Enlisted	21	±1	51	3	3	3	3	4	6	4	9	10	4	±4
3 to 5 Years of Service	16	±4	NR	NR	1	NR	3	20	35	23	14	4	NR	±13
6 to 9 Years of Service	17	±4	8	21	25	23	16	6	1	NR	NR	NR	NR	±11
E1 – E4	16	±2	5	1	2	2	1	4	11	11	24	28	11	±9
E5 – E9	25	±1	76	4	4	4	3	5	4	0	0	0	0	±4
Officers	NA		NA	NA	NA	NA	NA	NA	NA	NA	NA	NA	NA	
W1 – W5	NA		NA	NA	NA	NA	NA	NA	NA	NA	NA	NA	NA	
O1 – O3	NA		NA	NA	NA	NA	NA	NA	NA	NA	NA	NA	NA	
O4 – O6	NA		NA	NA	NA	NA	NA	NA	NA	NA	NA	NA	NA	
EDUCATION														
No College	17	±4	26	3	3	1	2	6	7	6	16	25	6	±13
Some College	22	±2	51	3	4	4	3	4	8	5	8	8	3	±4
4-Year Degree	13	±3	70	2	2	2	1	5	0	0	5	9	5	±11
Graduate/Professional Degree	4	±2	NR	NR	NR	NR	NR	NR	NR	NR	NR	NR	NR	
RACE/ETHNICITY														
Non-Hispanic White	18	±1	53	4	3	3	2	3	6	4	8	8	5	±5
Total Minority	16	±2	46	1	5	3	4	6	6	3	10	14	2	±7
Non-Hispanic Black	17	±3	55	2	3	2	2	5	3	4	10	10	3	±12
Hispanic	14	±3	44	1	3	2	4	4	7	NR	6	26	NR	±15
GENDER														
Male	17	±1	53	3	4	3	2	4	6	5	9	9	3	±4
Female	19	±4	41	2	2	3	4	8	6	1	9	16	6	±11
SERVICE/COMPONENT BY PAYGRADE														
Army/ARNG/USAR Enlisted	NA		NA	NA	NA	NA	NA	NA	NA	NA	NA	NA	NA	
Army/ARNG/USAR Officers	NA		NA	NA	NA	NA	NA	NA	NA	NA	NA	NA	NA	
Navy/USNR Enlisted	NA		NA	NA	NA	NA	NA	NA	NA	NA	NA	NA	NA	
Navy/USNR Officers	NA		NA	NA	NA	NA	NA	NA	NA	NA	NA	NA	NA	
Marine Corps/USMCR Enlisted	NA		NA	NA	NA	NA	NA	NA	NA	NA	NA	NA	NA	
Marine Corps/USMCR Officers	NA		NA	NA	NA	NA	NA	NA	NA	NA	NA	NA	NA	
Air Force/ANG/USAFR Enlisted	97	±2	51	3	3	3	3	4	6	4	9	10	4	±4
Air Force/ANG/USAFR Officers	NA		NA	NA	NA	NA	NA	NA	NA	NA	NA	NA	NA	
Coast Guard Enlisted	NA		NA	NA	NA	NA	NA	NA	NA	NA	NA	NA	NA	
Coast Guard Officers	NA		NA	NA	NA	NA	NA	NA	NA	NA	NA	NA	NA	

Note. Percent responding are military members who answered the question; who were identified as Air Force, U.S. Air Force Reserve, or Air National Guard in the sample frame (June 2011); who were enlisted (Q1); and who completed BMT (Q55a).

NR: Not reportable

NA: Not applicable

56. What year did you complete the following Developmental Education (DE) and Enlisted Joint Professional Military Education (EJPME)?
b. Airman Leadership School (ALS)

- | | | |
|--------------------|----------|---------|
| 1. 2001 or earlier | 2. 2002 | 3. 2003 |
| 4. 2004 | 5. 2005 | 6. 2006 |
| 7. 2007 | 8. 2008 | 9. 2009 |
| 10. 2010 | 11. 2011 | |

	Percent Responding		Percentages											Max ME
			1	2	3	4	5	6	7	8	9	10	11	
TOTAL FORCE	12	±1	47	5	5	5	5	4	5	5	5	7	8	±4
Total Active Duty	11	±1	40	6	5	6	7	5	6	6	5	7	9	±5
Total Reserve	6	±2	62	9	4	4	NR	3	NR	3	NR	NR	NR	±14
Total National Guard	19	±3	58	1	5	4	4	3	4	3	3	8	7	±9
SERVICE/COMPONENT														
Army/ARNG/USAR	NA		NA	NA	NA	NA	NA	NA	NA	NA	NA	NA	NA	
Navy/USNR	NA		NA	NA	NA	NA	NA	NA	NA	NA	NA	NA	NA	
Marine Corps/USMCR	NA		NA	NA	NA	NA	NA	NA	NA	NA	NA	NA	NA	
Air Force/ANG/USAFR	52	±3	47	5	5	5	5	4	5	5	5	7	8	±4
Coast Guard	NA		NA	NA	NA	NA	NA	NA	NA	NA	NA	NA	NA	
PAYGRADE														
Enlisted	14	±1	47	5	5	5	5	4	5	5	5	7	8	±4
3 to 5 Years of Service	6	±2	NR	NR	NR	NR	NR	NR	NR	3	NR	28	NR	±17
6 to 9 Years of Service	17	±4	1	0	NR	2	4	10	19	21	19	16	9	±11
E1 – E4	2	±1	NR	NR	NR	NR	NR	NR	NR	NR	NR	NR	NR	
E5 – E9	25	±1	50	5	5	5	6	4	4	5	4	6	6	±4
Officers	NA		NA	NA	NA	NA	NA	NA	NA	NA	NA	NA	NA	
W1 – W5	NA		NA	NA	NA	NA	NA	NA	NA	NA	NA	NA	NA	
O1 – O3	NA		NA	NA	NA	NA	NA	NA	NA	NA	NA	NA	NA	
O4 – O6	NA		NA	NA	NA	NA	NA	NA	NA	NA	NA	NA	NA	
EDUCATION														
No College	6	±2	38	7	7	2	3	7	5	6	3	13	9	±16
Some College	16	±2	45	4	5	6	5	4	5	5	6	6	9	±5
4-Year Degree	10	±2	58	5	4	3	6	3	4	4	2	5	NR	±12
Graduate/Professional Degree	4	±2	NR	NR	NR	NR	NR	NR	NR	NR	NR	NR	NR	
RACE/ETHNICITY														
Non-Hispanic White	12	±1	51	5	5	5	5	5	5	4	5	5	6	±5
Total Minority	10	±1	41	5	6	5	7	2	4	7	5	9	10	±7
Non-Hispanic Black	11	±2	48	4	3	5	8	3	4	5	4	7	9	±15
Hispanic	8	±2	37	6	10	7	8	2	4	6	2	10	7	±11
GENDER														
Male	12	±1	49	4	5	5	5	4	4	5	5	6	8	±5
Female	11	±3	42	8	4	6	6	6	5	4	4	7	9	±11
SERVICE/COMPONENT BY PAYGRADE														
Army/ARNG/USAR Enlisted	NA		NA	NA	NA	NA	NA	NA	NA	NA	NA	NA	NA	
Army/ARNG/USAR Officers	NA		NA	NA	NA	NA	NA	NA	NA	NA	NA	NA	NA	
Navy/USNR Enlisted	NA		NA	NA	NA	NA	NA	NA	NA	NA	NA	NA	NA	
Navy/USNR Officers	NA		NA	NA	NA	NA	NA	NA	NA	NA	NA	NA	NA	
Marine Corps/USMCR Enlisted	NA		NA	NA	NA	NA	NA	NA	NA	NA	NA	NA	NA	
Marine Corps/USMCR Officers	NA		NA	NA	NA	NA	NA	NA	NA	NA	NA	NA	NA	
Air Force/ANG/USAFR Enlisted	65	±3	47	5	5	5	5	4	5	5	5	7	8	±4
Air Force/ANG/USAFR Officers	NA		NA	NA	NA	NA	NA	NA	NA	NA	NA	NA	NA	
Coast Guard Enlisted	NA		NA	NA	NA	NA	NA	NA	NA	NA	NA	NA	NA	
Coast Guard Officers	NA		NA	NA	NA	NA	NA	NA	NA	NA	NA	NA	NA	

Note. Percent responding are military members who answered the question; who were identified as Air Force, U.S. Air Force Reserve, or Air National Guard in the sample frame (June 2011); who were enlisted (Q1); and who completed ALS (Q55b).

NR: Not reportable

NA: Not applicable

56. What year did you complete the following Developmental Education (DE) and Enlisted Joint Professional Military Education (EJPME)?
c. Noncommissioned Officer Academy (NCOA)

- | | | |
|--------------------|----------|---------|
| 1. 2001 or earlier | 2. 2002 | 3. 2003 |
| 4. 2004 | 5. 2005 | 6. 2006 |
| 7. 2007 | 8. 2008 | 9. 2009 |
| 10. 2010 | 11. 2011 | |

	Percent Responding		Percentages											Max ME
			1	2	3	4	5	6	7	8	9	10	11	
TOTAL FORCE	7	±1	27	5	5	7	9	8	7	7	6	9	10	±4
Total Active Duty	5	±1	7	3	6	5	10	13	12	9	9	13	13	±5
Total Reserve	4	±2	42	3	5	7	12	5	NR	6	5	5	9	±14
Total National Guard	14	±2	49	8	4	8	6	3	3	4	3	4	7	±8
SERVICE/COMPONENT														
Army/ARNG/USAR	NA		NA	NA	NA	NA	NA	NA	NA	NA	NA	NA	NA	
Navy/USNR	NA		NA	NA	NA	NA	NA	NA	NA	NA	NA	NA	NA	
Marine Corps/USMCR	NA		NA	NA	NA	NA	NA	NA	NA	NA	NA	NA	NA	
Air Force/ANG/USAFR	31	±2	27	5	5	7	9	8	7	7	6	9	10	±4
Coast Guard	NA		NA	NA	NA	NA	NA	NA	NA	NA	NA	NA	NA	
PAYGRADE														
Enlisted	8	±1	27	5	5	7	9	8	7	7	6	9	10	±4
3 to 5 Years of Service	NA		NA	NA	NA	NA	NA	NA	NA	NA	NA	NA	NA	
6 to 9 Years of Service	1	±1	NR	NR	NR	NR	NR	NR	NR	NR	NR	NR	NR	
E1 – E4	NA		NA	NA	NA	NA	NA	NA	NA	NA	NA	NA	NA	
E5 – E9	15	±1	27	5	5	7	9	8	7	7	6	9	10	±4
Officers	NA		NA	NA	NA	NA	NA	NA	NA	NA	NA	NA	NA	
W1 – W5	NA		NA	NA	NA	NA	NA	NA	NA	NA	NA	NA	NA	
O1 – O3	NA		NA	NA	NA	NA	NA	NA	NA	NA	NA	NA	NA	
O4 – O6	NA		NA	NA	NA	NA	NA	NA	NA	NA	NA	NA	NA	
EDUCATION														
No College	3	±1	NR	NR	NR	NR	NR	NR	NR	NR	NR	NR	NR	
Some College	9	±1	23	5	6	5	8	9	7	8	7	10	11	±5
4-Year Degree	7	±2	32	6	3	9	9	8	7	5	4	7	11	±10
Graduate/Professional Degree	3	±2	NR	NR	NR	NR	NR	NR	NR	NR	NR	NR	NR	
RACE/ETHNICITY														
Non-Hispanic White	8	±1	31	4	6	6	8	8	8	6	7	8	9	±5
Total Minority	5	±1	18	8	2	8	12	10	4	8	5	11	14	±8
Non-Hispanic Black	6	±2	16	10	NR	3	14	10	2	8	8	11	16	±13
Hispanic	4	±2	20	6	4	12	9	9	NR	9	NR	14	11	±15
GENDER														
Male	7	±1	29	5	5	6	10	8	8	7	6	8	10	±5
Female	6	±2	19	7	5	12	3	11	4	7	9	12	11	±11
SERVICE/COMPONENT BY PAYGRADE														
Army/ARNG/USAR Enlisted	NA		NA	NA	NA	NA	NA	NA	NA	NA	NA	NA	NA	
Army/ARNG/USAR Officers	NA		NA	NA	NA	NA	NA	NA	NA	NA	NA	NA	NA	
Navy/USNR Enlisted	NA		NA	NA	NA	NA	NA	NA	NA	NA	NA	NA	NA	
Navy/USNR Officers	NA		NA	NA	NA	NA	NA	NA	NA	NA	NA	NA	NA	
Marine Corps/USMCR Enlisted	NA		NA	NA	NA	NA	NA	NA	NA	NA	NA	NA	NA	
Marine Corps/USMCR Officers	NA		NA	NA	NA	NA	NA	NA	NA	NA	NA	NA	NA	
Air Force/ANG/USAFR Enlisted	38	±3	27	5	5	7	9	8	7	7	6	9	10	±4
Air Force/ANG/USAFR Officers	NA		NA	NA	NA	NA	NA	NA	NA	NA	NA	NA	NA	
Coast Guard Enlisted	NA		NA	NA	NA	NA	NA	NA	NA	NA	NA	NA	NA	
Coast Guard Officers	NA		NA	NA	NA	NA	NA	NA	NA	NA	NA	NA	NA	

Note. Percent responding are military members who answered the question; who were identified as Air Force, U.S. Air Force Reserve, or Air National Guard in the sample frame (June 2011); who were enlisted (Q1); and who completed NCOA (Q55c).

NR: Not reportable

NA: Not applicable

56. What year did you complete the following Developmental Education (DE) and Enlisted Joint Professional Military Education (EJPME)?

e. Chief Master Sergeant Leadership Course (CLC)

- | | | |
|--------------------|----------|---------|
| 1. 2001 or earlier | 2. 2002 | 3. 2003 |
| 4. 2004 | 5. 2005 | 6. 2006 |
| 7. 2007 | 8. 2008 | 9. 2009 |
| 10. 2010 | 11. 2011 | |

	Percent Responding		Percentages											Max ME	
			1	2	3	4	5	6	7	8	9	10	11		
TOTAL FORCE	0	±1	0°	0°	0°	0°	0°	0°	0°	NR	NR	NR	NR	NR	±0
Total Active Duty	0	±1	0°	0°	0°	0°	0°	0°	0°	NR	NR	NR	NR	NR	±0
Total Reserve	0	±1	0°	0°	0°	0°	0°	0°	0°	NR	NR	NR	NR	NR	±0
Total National Guard	0	±1	0°	0°	0°	0°	0°	0°	0°	NR	NR	NR	NR	NR	
SERVICE/COMPONENT															
Army/ARNG/USAR	NA		NA	NA	NA	NA	NA	NA	NA	NA	NA	NA	NA	NA	
Navy/USNR	NA		NA	NA	NA	NA	NA	NA	NA	NA	NA	NA	NA	NA	
Marine Corps/USMCR	NA		NA	NA	NA	NA	NA	NA	NA	NA	NA	NA	NA	NA	
Air Force/ANG/USAFR	1	±1	0°	0°	0°	0°	0°	0°	0°	NR	NR	NR	NR	NR	±0
Coast Guard	NA		NA	NA	NA	NA	NA	NA	NA	NA	NA	NA	NA	NA	
PAYGRADE															
Enlisted	0	±1	0°	0°	0°	0°	0°	0°	0°	NR	NR	NR	NR	NR	±0
3 to 5 Years of Service	NA		NA	NA	NA	NA	NA	NA	NA	NA	NA	NA	NA	NA	
6 to 9 Years of Service	NA		NA	NA	NA	NA	NA	NA	NA	NA	NA	NA	NA	NA	
E1 – E4	NA		NA	NA	NA	NA	NA	NA	NA	NA	NA	NA	NA	NA	
E5 – E9	1	±1	0°	0°	0°	0°	0°	0°	0°	NR	NR	NR	NR	NR	±0
Officers	NA		NA	NA	NA	NA	NA	NA	NA	NA	NA	NA	NA	NA	
W1 – W5	NA		NA	NA	NA	NA	NA	NA	NA	NA	NA	NA	NA	NA	
O1 – O3	NA		NA	NA	NA	NA	NA	NA	NA	NA	NA	NA	NA	NA	
O4 – O6	NA		NA	NA	NA	NA	NA	NA	NA	NA	NA	NA	NA	NA	
EDUCATION															
No College	NA		NA	NA	NA	NA	NA	NA	NA	NA	NA	NA	NA	NA	
Some College	0	±1	0°	0°	0°	0°	0°	0°	0°	NR	NR	NR	NR	NR	±0
4-Year Degree	1	±1	0°	0°	0°	0°	0°	0°	0°	NR	NR	NR	NR	NR	±0
Graduate/Professional Degree	0	±1	0°	0°	0°	0°	0°	0°	0°	NR	NR	NR	NR	NR	
RACE/ETHNICITY															
Non-Hispanic White	0	±1	0°	0°	0°	0°	0°	0°	0°	NR	NR	NR	NR	NR	±0
Total Minority	0	±1	0°	0°	0°	0°	0°	0°	0°	NR	NR	NR	NR	NR	
Non-Hispanic Black	0	±1	0°	0°	0°	0°	0°	0°	0°	NR	NR	NR	NR	NR	
Hispanic	NA		NA	NA	NA	NA	NA	NA	NA	NA	NA	NA	NA	NA	
GENDER															
Male	0	±1	0°	0°	0°	0°	0°	0°	0°	NR	NR	NR	NR	NR	±0
Female	0	±1	0°	0°	0°	0°	0°	0°	0°	NR	NR	NR	NR	NR	
SERVICE/COMPONENT BY PAYGRADE															
Army/ARNG/USAR Enlisted	NA		NA	NA	NA	NA	NA	NA	NA	NA	NA	NA	NA	NA	
Army/ARNG/USAR Officers	NA		NA	NA	NA	NA	NA	NA	NA	NA	NA	NA	NA	NA	
Navy/USNR Enlisted	NA		NA	NA	NA	NA	NA	NA	NA	NA	NA	NA	NA	NA	
Navy/USNR Officers	NA		NA	NA	NA	NA	NA	NA	NA	NA	NA	NA	NA	NA	
Marine Corps/USMCR Enlisted	NA		NA	NA	NA	NA	NA	NA	NA	NA	NA	NA	NA	NA	
Marine Corps/USMCR Officers	NA		NA	NA	NA	NA	NA	NA	NA	NA	NA	NA	NA	NA	
Air Force/ANG/USAFR Enlisted	1	±1	0°	0°	0°	0°	0°	0°	0°	NR	NR	NR	NR	NR	±0
Air Force/ANG/USAFR Officers	NA		NA	NA	NA	NA	NA	NA	NA	NA	NA	NA	NA	NA	
Coast Guard Enlisted	NA		NA	NA	NA	NA	NA	NA	NA	NA	NA	NA	NA	NA	
Coast Guard Officers	NA		NA	NA	NA	NA	NA	NA	NA	NA	NA	NA	NA	NA	

Note. Percent responding are military members who answered the question; who were identified as Air Force, U.S. Air Force Reserve, or Air National Guard in the sample frame (June 2011); who were enlisted (Q1); and who completed CLC (Q55e).

NR: Not reportable

° Response option never endorsed.

NA: Not applicable

56. What year did you complete the following Developmental Education (DE) and Enlisted Joint Professional Military Education (EJPME)?

f. Senior Enlisted JPME (SEJPME) Course through NDU JFSC

- | | | |
|--------------------|----------|---------|
| 1. 2001 or earlier | 2. 2002 | 3. 2003 |
| 4. 2004 | 5. 2005 | 6. 2006 |
| 7. 2007 | 8. 2008 | 9. 2009 |
| 10. 2010 | 11. 2011 | |

	Percent Responding		Percentages											Max ME
			1	2	3	4	5	6	7	8	9	10	11	
TOTAL FORCE	1	±1	NR	0°	0°	0°	NR	3	NR	13	23	22	35	±12
Total Active Duty	1	±1	NR	0°	0°	0°	NR	4	NR	15	24	21	32	±14
Total Reserve	1	±1	NR	0°	0°	0°	NR	NR	NR	NR	NR	NR	NR	±0
Total National Guard	1	±1	NR	0°	0°	0°	NR	NR	NR	NR	NR	NR	NR	±0
SERVICE/COMPONENT														
Army/ARNG/USAR	NA		NA	NA	NA	NA	NA	NA	NA	NA	NA	NA	NA	
Navy/USNR	NA		NA	NA	NA	NA	NA	NA	NA	NA	NA	NA	NA	
Marine Corps/USMCR	NA		NA	NA	NA	NA	NA	NA	NA	NA	NA	NA	NA	
Air Force/ANG/USAFR	4	±1	NR	0°	0°	0°	NR	3	NR	13	23	22	35	±12
Coast Guard	NA		NA	NA	NA	NA	NA	NA	NA	NA	NA	NA	NA	
PAYGRADE														
Enlisted	1	±1	NR	0°	0°	0°	NR	3	NR	13	23	22	35	±12
3 to 5 Years of Service	NA		NA	NA	NA	NA	NA	NA	NA	NA	NA	NA	NA	
6 to 9 Years of Service	NA		NA	NA	NA	NA	NA	NA	NA	NA	NA	NA	NA	
E1 – E4	NA		NA	NA	NA	NA	NA	NA	NA	NA	NA	NA	NA	
E5 – E9	2	±1	NR	0°	0°	0°	NR	3	NR	13	23	22	35	±12
Officers	NA		NA	NA	NA	NA	NA	NA	NA	NA	NA	NA	NA	
W1 – W5	NA		NA	NA	NA	NA	NA	NA	NA	NA	NA	NA	NA	
O1 – O3	NA		NA	NA	NA	NA	NA	NA	NA	NA	NA	NA	NA	
O4 – O6	NA		NA	NA	NA	NA	NA	NA	NA	NA	NA	NA	NA	
EDUCATION														
No College	0	±1	NR	0°	0°	0°	NR	NR	NR	NR	NR	NR	NR	
Some College	1	±1	NR	0°	0°	0°	NR	NR	NR	6	26	23	43	±15
4-Year Degree	1	±1	NR	0°	0°	0°	NR	NR	NR	NR	NR	NR	NR	±0
Graduate/Professional Degree	1	±1	NR	0°	0°	0°	NR	NR	NR	NR	NR	NR	NR	±0
RACE/ETHNICITY														
Non-Hispanic White	1	±1	NR	0°	0°	0°	NR	4	NR	11	26	21	32	±14
Total Minority	1	±1	NR	0°	0°	0°	NR	NR	NR	NR	NR	NR	NR	±0
Non-Hispanic Black	1	±1	NR	0°	0°	0°	NR	NR	NR	NR	NR	NR	NR	±0
Hispanic	0	±1	NR	0°	0°	0°	NR	NR	NR	NR	NR	NR	NR	±0
GENDER														
Male	1	±1	NR	0°	0°	0°	NR	3	NR	14	22	23	32	±13
Female	1	±1	NR	0°	0°	0°	NR	NR	NR	NR	NR	NR	NR	±0
SERVICE/COMPONENT BY PAYGRADE														
Army/ARNG/USAR Enlisted	NA		NA	NA	NA	NA	NA	NA	NA	NA	NA	NA	NA	
Army/ARNG/USAR Officers	NA		NA	NA	NA	NA	NA	NA	NA	NA	NA	NA	NA	
Navy/USNR Enlisted	NA		NA	NA	NA	NA	NA	NA	NA	NA	NA	NA	NA	
Navy/USNR Officers	NA		NA	NA	NA	NA	NA	NA	NA	NA	NA	NA	NA	
Marine Corps/USMCR Enlisted	NA		NA	NA	NA	NA	NA	NA	NA	NA	NA	NA	NA	
Marine Corps/USMCR Officers	NA		NA	NA	NA	NA	NA	NA	NA	NA	NA	NA	NA	
Air Force/ANG/USAFR Enlisted	6	±2	NR	0°	0°	0°	NR	3	NR	13	23	22	35	±12
Air Force/ANG/USAFR Officers	NA		NA	NA	NA	NA	NA	NA	NA	NA	NA	NA	NA	
Coast Guard Enlisted	NA		NA	NA	NA	NA	NA	NA	NA	NA	NA	NA	NA	
Coast Guard Officers	NA		NA	NA	NA	NA	NA	NA	NA	NA	NA	NA	NA	

Note. Percent responding are military members who answered the question; who were identified as Air Force, U.S. Air Force Reserve, or Air National Guard in the sample frame (June 2011); who were enlisted (Q1); and who completed SEJPME Course through NDU JFSC (Q55f).

NR: Not reportable

° Response option never endorsed.

NA: Not applicable

56. What year did you complete the following Developmental Education (DE) and Enlisted Joint Professional Military Education (EJPME)?

g. CSEL KEYSTONE Course

- | | | |
|--------------------|----------|---------|
| 1. 2001 or earlier | 2. 2002 | 3. 2003 |
| 4. 2004 | 5. 2005 | 6. 2006 |
| 7. 2007 | 8. 2008 | 9. 2009 |
| 10. 2010 | 11. 2011 | |

	Percent Responding		Percentages											Max ME
			1	2	3	4	5	6	7	8	9	10	11	
TOTAL FORCE	0	±1	NR	0°	0°	0°	0°	0°	0°	0°	NR	0°	NR	0°
Total Active Duty	0	±1	NR	0°	0°	0°	0°	0°	0°	0°	NR	0°	NR	0°
Total Reserve	NA		NA	NA	NA	NA	NA	NA	NA	NA	NA	NA	NA	NA
Total National Guard	0	±1	NR	0°	0°	0°	0°	0°	0°	0°	NR	0°	NR	0°
SERVICE/COMPONENT														
Army/ARNG/USAR	NA		NA	NA	NA	NA	NA	NA	NA	NA	NA	NA	NA	NA
Navy/USNR	NA		NA	NA	NA	NA	NA	NA	NA	NA	NA	NA	NA	NA
Marine Corps/USMCR	NA		NA	NA	NA	NA	NA	NA	NA	NA	NA	NA	NA	NA
Air Force/ANG/USAFR	0	±1	NR	0°	0°	0°	0°	0°	0°	0°	NR	0°	NR	0°
Coast Guard	NA		NA	NA	NA	NA	NA	NA	NA	NA	NA	NA	NA	NA
PAYGRADE														
Enlisted	0	±1	NR	0°	0°	0°	0°	0°	0°	0°	NR	0°	NR	0°
3 to 5 Years of Service	NA		NA	NA	NA	NA	NA	NA	NA	NA	NA	NA	NA	NA
6 to 9 Years of Service	NA		NA	NA	NA	NA	NA	NA	NA	NA	NA	NA	NA	NA
E1 – E4	NA		NA	NA	NA	NA	NA	NA	NA	NA	NA	NA	NA	NA
E5 – E9	0	±1	NR	0°	0°	0°	0°	0°	0°	0°	NR	0°	NR	0°
Officers	NA		NA	NA	NA	NA	NA	NA	NA	NA	NA	NA	NA	NA
W1 – W5	NA		NA	NA	NA	NA	NA	NA	NA	NA	NA	NA	NA	NA
O1 – O3	NA		NA	NA	NA	NA	NA	NA	NA	NA	NA	NA	NA	NA
O4 – O6	NA		NA	NA	NA	NA	NA	NA	NA	NA	NA	NA	NA	NA
EDUCATION														
No College	NA		NA	NA	NA	NA	NA	NA	NA	NA	NA	NA	NA	NA
Some College	NA		NA	NA	NA	NA	NA	NA	NA	NA	NA	NA	NA	NA
4-Year Degree	0	±1	NR	0°	0°	0°	0°	0°	0°	0°	NR	0°	NR	0°
Graduate/Professional Degree	NA		NA	NA	NA	NA	NA	NA	NA	NA	NA	NA	NA	NA
RACE/ETHNICITY														
Non-Hispanic White	0	±1	NR	0°	0°	0°	0°	0°	0°	0°	NR	0°	NR	0°
Total Minority	NA		NA	NA	NA	NA	NA	NA	NA	NA	NA	NA	NA	NA
Non-Hispanic Black	NA		NA	NA	NA	NA	NA	NA	NA	NA	NA	NA	NA	NA
Hispanic	NA		NA	NA	NA	NA	NA	NA	NA	NA	NA	NA	NA	NA
GENDER														
Male	0	±1	NR	0°	0°	0°	0°	0°	0°	0°	NR	0°	NR	0°
Female	NA		NA	NA	NA	NA	NA	NA	NA	NA	NA	NA	NA	NA
SERVICE/COMPONENT BY PAYGRADE														
Army/ARNG/USAR Enlisted	NA		NA	NA	NA	NA	NA	NA	NA	NA	NA	NA	NA	NA
Army/ARNG/USAR Officers	NA		NA	NA	NA	NA	NA	NA	NA	NA	NA	NA	NA	NA
Navy/USNR Enlisted	NA		NA	NA	NA	NA	NA	NA	NA	NA	NA	NA	NA	NA
Navy/USNR Officers	NA		NA	NA	NA	NA	NA	NA	NA	NA	NA	NA	NA	NA
Marine Corps/USMCR Enlisted	NA		NA	NA	NA	NA	NA	NA	NA	NA	NA	NA	NA	NA
Marine Corps/USMCR Officers	NA		NA	NA	NA	NA	NA	NA	NA	NA	NA	NA	NA	NA
Air Force/ANG/USAFR Enlisted	0	±1	NR	0°	0°	0°	0°	0°	0°	0°	NR	0°	NR	0°
Air Force/ANG/USAFR Officers	NA		NA	NA	NA	NA	NA	NA	NA	NA	NA	NA	NA	NA
Coast Guard Enlisted	NA		NA	NA	NA	NA	NA	NA	NA	NA	NA	NA	NA	NA
Coast Guard Officers	NA		NA	NA	NA	NA	NA	NA	NA	NA	NA	NA	NA	NA

Note. Percent responding are military members who answered the question; who were identified as Air Force, U.S. Air Force Reserve, or Air National Guard in the sample frame (June 2011); who were enlisted (Q1); and who completed CSEL KEYSTONE Course (Q55g).

NR: Not reportable

° Response option never endorsed.

NA: Not applicable

57. Have you taken any similar Developmental Education (DE) or Enlisted Joint Professional Military Education (EJPME) at a sister Service school?

	Percent Responding		Percentages	Max ME	Percentage Reporting Yes
			Yes		
TOTAL FORCE	18	±1	4	±2	
Total Active Duty	18	±1	3	±2	
Total Reserve	9	±2	9	±10	
Total National Guard	26	±3	7	±5	
SERVICE/COMPONENT					
Army/ARNG/USAR	NA		NA		
Navy/USNR	NA		NA		
Marine Corps/USMCR	NA		NA		
Air Force/ANG/USAFR	80	±1	4	±2	
Coast Guard	NA		NA		
PAYGRADE					
Enlisted	22	±1	4	±2	
3 to 5 Years of Service	16	±4	1	±4	
6 to 9 Years of Service	17	±4	4	±11	
E1 – E4	17	±2	4	±6	
E5 – E9	26	±1	5	±2	
Officers	NA		NA		
W1 – W5	NA		NA		
O1 – O3	NA		NA		
O4 – O6	NA		NA		
EDUCATION					
No College	17	±4	1	±4	
Some College	23	±2	4	±2	
4-Year Degree	13	±3	9	±10	
Graduate/Professional Degree	5	±2	NR		
RACE/ETHNICITY					
Non-Hispanic White	19	±1	5	±3	
Total Minority	16	±2	4	±4	
Non-Hispanic Black	16	±3	5	±11	
Hispanic	14	±3	5	±6	
GENDER					
Male	18	±1	5	±3	
Female	19	±4	4	±5	
SERVICE/COMPONENT BY PAYGRADE					
Army/ARNG/USAR Enlisted	NA		NA		
Army/ARNG/USAR Officers	NA		NA		
Navy/USNR Enlisted	NA		NA		
Navy/USNR Officers	NA		NA		
Marine Corps/USMCR Enlisted	NA		NA		
Marine Corps/USMCR Officers	NA		NA		
Air Force/ANG/USAFR Enlisted	99	±1	4	±2	
Air Force/ANG/USAFR Officers	NA		NA		
Coast Guard Enlisted	NA		NA		
Coast Guard Officers	NA		NA		

Note. Percent responding are military members who answered the question; who were identified as Air Force, U.S. Air Force Reserve, or Air National Guard in the sample frame (June 2011); and who were enlisted (Q1).

NR: Not reportable

NA: Not applicable

59. What year did you complete the similar Developmental Education (DE) or Enlisted Joint Professional Military Education (EJPME) at a sister Service school?

- | | | |
|--------------------|----------|---------|
| 1. 2001 or earlier | 2. 2002 | 3. 2003 |
| 4. 2004 | 5. 2005 | 6. 2006 |
| 7. 2007 | 8. 2008 | 9. 2009 |
| 10. 2010 | 11. 2011 | |

	Percent Responding		Percentages											Max ME
			1	2	3	4	5	6	7	8	9	10	11	
TOTAL FORCE	1	±1	NR	0°	0°	4	NR	NR	0°	4	NR	NR	NR	±12
Total Active Duty	0	±1	NR	0°	0°	NR	NR	NR	0°	NR	NR	NR	NR	±0
Total Reserve	1	±1	NR	0°	0°	NR	NR	NR	0°	NR	NR	NR	NR	±0
Total National Guard	2	±1	NR	0°	0°	NR	NR	NR	0°	NR	NR	NR	NR	±0
SERVICE/COMPONENT														
Army/ARNG/USAR	NA		NA	NA	NA	NA	NA	NA	NA	NA	NA	NA	NA	
Navy/USNR	NA		NA	NA	NA	NA	NA	NA	NA	NA	NA	NA	NA	
Marine Corps/USMCR	NA		NA	NA	NA	NA	NA	NA	NA	NA	NA	NA	NA	
Air Force/ANG/USAFR	3	±2	NR	0°	0°	4	NR	NR	0°	4	NR	NR	NR	±12
Coast Guard	NA		NA	NA	NA	NA	NA	NA	NA	NA	NA	NA	NA	
PAYGRADE														
Enlisted	1	±1	NR	0°	0°	4	NR	NR	0°	4	NR	NR	NR	±12
3 to 5 Years of Service	0	±1	NR	0°	0°	NR	NR	NR	0°	NR	NR	NR	NR	
6 to 9 Years of Service	1	±1	NR	0°	0°	NR	NR	NR	0°	NR	NR	NR	NR	
E1 – E4	1	±1	NR	0°	0°	NR	NR	NR	0°	NR	NR	NR	NR	±0
E5 – E9	1	±1	66	0°	0°	NR	NR	NR	0°	NR	8	8	NR	±17
Officers	NA		NA	NA	NA	NA	NA	NA	NA	NA	NA	NA	NA	
W1 – W5	NA		NA	NA	NA	NA	NA	NA	NA	NA	NA	NA	NA	
O1 – O3	NA		NA	NA	NA	NA	NA	NA	NA	NA	NA	NA	NA	
O4 – O6	NA		NA	NA	NA	NA	NA	NA	NA	NA	NA	NA	NA	
EDUCATION														
No College	0	±1	NR	0°	0°	NR	NR	NR	0°	NR	NR	NR	NR	
Some College	1	±1	NR	0°	0°	NR	NR	NR	0°	NR	NR	NR	NR	±0
4-Year Degree	1	±1	NR	0°	0°	NR	NR	NR	0°	NR	NR	NR	NR	±0
Graduate/Professional Degree	0	±1	NR	0°	0°	NR	NR	NR	0°	NR	NR	NR	NR	
RACE/ETHNICITY														
Non-Hispanic White	1	±1	NR	0°	0°	NR	NR	NR	0°	NR	NR	NR	NR	±0
Total Minority	1	±1	NR	0°	0°	NR	NR	NR	0°	NR	NR	NR	NR	±0
Non-Hispanic Black	1	±2	NR	0°	0°	NR	NR	NR	0°	NR	NR	NR	NR	
Hispanic	1	±1	NR	0°	0°	NR	NR	NR	0°	NR	NR	NR	NR	±0
GENDER														
Male	1	±1	NR	0°	0°	NR	NR	NR	0°	NR	NR	NR	NR	±0
Female	1	±1	NR	0°	0°	NR	NR	NR	0°	NR	NR	NR	NR	±0
SERVICE/COMPONENT BY PAYGRADE														
Army/ARNG/USAR Enlisted	NA		NA	NA	NA	NA	NA	NA	NA	NA	NA	NA	NA	
Army/ARNG/USAR Officers	NA		NA	NA	NA	NA	NA	NA	NA	NA	NA	NA	NA	
Navy/USNR Enlisted	NA		NA	NA	NA	NA	NA	NA	NA	NA	NA	NA	NA	
Navy/USNR Officers	NA		NA	NA	NA	NA	NA	NA	NA	NA	NA	NA	NA	
Marine Corps/USMCR Enlisted	NA		NA	NA	NA	NA	NA	NA	NA	NA	NA	NA	NA	
Marine Corps/USMCR Officers	NA		NA	NA	NA	NA	NA	NA	NA	NA	NA	NA	NA	
Air Force/ANG/USAFR Enlisted	4	±2	NR	0°	0°	4	NR	NR	0°	4	NR	NR	NR	±12
Air Force/ANG/USAFR Officers	NA		NA	NA	NA	NA	NA	NA	NA	NA	NA	NA	NA	
Coast Guard Enlisted	NA		NA	NA	NA	NA	NA	NA	NA	NA	NA	NA	NA	
Coast Guard Officers	NA		NA	NA	NA	NA	NA	NA	NA	NA	NA	NA	NA	

Note. Percent responding are military members who answered the question; who were identified as Air Force, U.S. Air Force Reserve, or Air National Guard in the sample frame (June 2011); who were enlisted (Q1); and who completed similar DE or EJPME at a sister Service school (Q57).

NR: Not reportable

° Response option never endorsed.

NA: Not applicable

60. Have you taken any similar Developmental Education (DE) or Enlisted Joint Professional Military Education (EJPME) at an international school?

	Percent Responding		Percentages	Max ME	Percentage Reporting Yes
			Yes		
TOTAL FORCE	18	±1	0	±1	
Total Active Duty	18	±1	0	±1	
Total Reserve	9	±2	1	±5	
Total National Guard	26	±3	0	±2	
SERVICE/COMPONENT					
Army/ARNG/USAR	NA		NA		
Navy/USNR	NA		NA		
Marine Corps/USMCR	NA		NA		
Air Force/ANG/USAFR	80	±1	0	±1	
Coast Guard	NA		NA		
PAYGRADE					
Enlisted	22	±1	0	±1	
3 to 5 Years of Service	16	±4	NR		
6 to 9 Years of Service	17	±4	NR		
E1 – E4	17	±2	0	±0	
E5 – E9	26	±1	1	±1	
Officers	NA		NA		
W1 – W5	NA		NA		
O1 – O3	NA		NA		
O4 – O6	NA		NA		
EDUCATION					
No College	17	±4	NR		
Some College	23	±2	0	±1	
4-Year Degree	13	±3	1	±4	
Graduate/Professional Degree	5	±2	NR		
RACE/ETHNICITY					
Non-Hispanic White	19	±1	0	±1	
Total Minority	16	±2	0	±2	
Non-Hispanic Black	16	±3	0	±0	
Hispanic	14	±3	1	±5	
GENDER					
Male	18	±1	0	±1	
Female	19	±4	0	±0	
SERVICE/COMPONENT BY PAYGRADE					
Army/ARNG/USAR Enlisted	NA		NA		
Army/ARNG/USAR Officers	NA		NA		
Navy/USNR Enlisted	NA		NA		
Navy/USNR Officers	NA		NA		
Marine Corps/USMCR Enlisted	NA		NA		
Marine Corps/USMCR Officers	NA		NA		
Air Force/ANG/USAFR Enlisted	99	±1	0	±1	
Air Force/ANG/USAFR Officers	NA		NA		
Coast Guard Enlisted	NA		NA		
Coast Guard Officers	NA		NA		

Note. Percent responding are military members who answered the question; who were identified as Air Force, U.S. Air Force Reserve, or Air National Guard in the sample frame (June 2011); and who were enlisted (Q1).

NR: Not reportable

NA: Not applicable

62. What year did you complete the similar Developmental Education (DE) or Enlisted Joint Professional Military Education (EJPME) at an international school?

- | | | |
|--------------------|----------|---------|
| 1. 2001 or earlier | 2. 2002 | 3. 2003 |
| 4. 2004 | 5. 2005 | 6. 2006 |
| 7. 2007 | 8. 2008 | 9. 2009 |
| 10. 2010 | 11. 2011 | |

	Percent Responding		Percentages											Max ME
			1	2	3	4	5	6	7	8	9	10	11	
TOTAL FORCE	0	±1	0°	0°	NR	0°	0°	0°	NR	NR	0°	NR	0°	
Total Active Duty	0	±1	0°	0°	NR	0°	0°	0°	NR	NR	0°	NR	0°	
Total Reserve	0	±1	0°	0°	NR	0°	0°	0°	NR	NR	0°	NR	0°	
Total National Guard	0	±1	0°	0°	NR	0°	0°	0°	NR	NR	0°	NR	0°	
SERVICE/COMPONENT														
Army/ARNG/USAR	NA		NA	NA	NA	NA	NA	NA	NA	NA	NA	NA	NA	
Navy/USNR	NA		NA	NA	NA	NA	NA	NA	NA	NA	NA	NA	NA	
Marine Corps/USMCR	NA		NA	NA	NA	NA	NA	NA	NA	NA	NA	NA	NA	
Air Force/ANG/USAFR	0	±1	0°	0°	NR	0°	0°	0°	NR	NR	0°	NR	0°	
Coast Guard	NA		NA	NA	NA	NA	NA	NA	NA	NA	NA	NA	NA	
PAYGRADE														
Enlisted	0	±1	0°	0°	NR	0°	0°	0°	NR	NR	0°	NR	0°	
3 to 5 Years of Service	NA		NA	NA	NA	NA	NA	NA	NA	NA	NA	NA	NA	
6 to 9 Years of Service	NA		NA	NA	NA	NA	NA	NA	NA	NA	NA	NA	NA	
E1 – E4	NA		NA	NA	NA	NA	NA	NA	NA	NA	NA	NA	NA	
E5 – E9	0	±1	0°	0°	NR	0°	0°	0°	NR	NR	0°	NR	0°	
Officers	NA		NA	NA	NA	NA	NA	NA	NA	NA	NA	NA	NA	
W1 – W5	NA		NA	NA	NA	NA	NA	NA	NA	NA	NA	NA	NA	
O1 – O3	NA		NA	NA	NA	NA	NA	NA	NA	NA	NA	NA	NA	
O4 – O6	NA		NA	NA	NA	NA	NA	NA	NA	NA	NA	NA	NA	
EDUCATION														
No College	NA		NA	NA	NA	NA	NA	NA	NA	NA	NA	NA	NA	
Some College	0	±1	0°	0°	NR	0°	0°	0°	NR	NR	0°	NR	0°	
4-Year Degree	0	±1	0°	0°	NR	0°	0°	0°	NR	NR	0°	NR	0°	
Graduate/Professional Degree	0	±1	0°	0°	NR	0°	0°	0°	NR	NR	0°	NR	0°	
RACE/ETHNICITY														
Non-Hispanic White	0	±1	0°	0°	NR	0°	0°	0°	NR	NR	0°	NR	0°	
Total Minority	0	±1	0°	0°	NR	0°	0°	0°	NR	NR	0°	NR	0°	
Non-Hispanic Black	NA		NA	NA	NA	NA	NA	NA	NA	NA	NA	NA	NA	
Hispanic	0	±1	0°	0°	NR	0°	0°	0°	NR	NR	0°	NR	0°	
GENDER														
Male	0	±1	0°	0°	NR	0°	0°	0°	NR	NR	0°	NR	0°	
Female	NA		NA	NA	NA	NA	NA	NA	NA	NA	NA	NA	NA	
SERVICE/COMPONENT BY PAYGRADE														
Army/ARNG/USAR Enlisted	NA		NA	NA	NA	NA	NA	NA	NA	NA	NA	NA	NA	
Army/ARNG/USAR Officers	NA		NA	NA	NA	NA	NA	NA	NA	NA	NA	NA	NA	
Navy/USNR Enlisted	NA		NA	NA	NA	NA	NA	NA	NA	NA	NA	NA	NA	
Navy/USNR Officers	NA		NA	NA	NA	NA	NA	NA	NA	NA	NA	NA	NA	
Marine Corps/USMCR Enlisted	NA		NA	NA	NA	NA	NA	NA	NA	NA	NA	NA	NA	
Marine Corps/USMCR Officers	NA		NA	NA	NA	NA	NA	NA	NA	NA	NA	NA	NA	
Air Force/ANG/USAFR Enlisted	0	±1	0°	0°	NR	0°	0°	0°	NR	NR	0°	NR	0°	
Air Force/ANG/USAFR Officers	NA		NA	NA	NA	NA	NA	NA	NA	NA	NA	NA	NA	
Coast Guard Enlisted	NA		NA	NA	NA	NA	NA	NA	NA	NA	NA	NA	NA	
Coast Guard Officers	NA		NA	NA	NA	NA	NA	NA	NA	NA	NA	NA	NA	

Note. Percent responding are military members who answered the question; who were identified as Air Force, U.S. Air Force Reserve, or Air National Guard in the sample frame (June 2011); who were enlisted (Q1); and who completed similar DE or EJPME at an international school (Q60).

NR: Not reportable

° Response option never endorsed.

NA: Not applicable

63. Have you completed the following Noncommissioned Officer Education (NCOE) and Enlisted Joint Professional Military Education (EJPME)?

- a. Basic Combat Training (BCT) b. Warrior Leader Course (WLC;
previously PLDC) c. Advanced Leader Course (ALC;
previously BNCOC)
- d. Senior Leader Course (SLC;
previously ANCOC) e. First Sergeant Course (FSC) f. Sergeants Major Course (SMC)
- g. Senior Enlisted JPME (SEJPME)
Course through NDU JFSC h. CSEL KEYSTONE Course i. Other

	Percent Responding		Percentages									Max ME
			a	b	c	d	e	f	g	h	i	
TOTAL FORCE	40	±1	96	59	33	18	4	2	0	0	5	±5
Total Active Duty	31	±1	96	59	34	19	6	3	1	0	5	±6
Total Reserve	54	±5	96	61	25	12	2	1	0	0	3	±12
Total National Guard	58	±4	95	57	38	19	3	2	0	0	8	±10
SERVICE/COMPONENT												
Army/ARNG/USAR	82	±2	96	59	33	18	4	2	0	0	5	±5
Navy/USNR	NA		NA	NA	NA	NA	NA	NA	NA	NA	NA	
Marine Corps/USMCR	NA		NA	NA	NA	NA	NA	NA	NA	NA	NA	
Air Force/ANG/USAFR	NA		NA	NA	NA	NA	NA	NA	NA	NA	NA	
Coast Guard	NA		NA	NA	NA	NA	NA	NA	NA	NA	NA	
PAYGRADE												
Enlisted	48	±1	96	59	33	18	4	2	0	0	5	±5
3 to 5 Years of Service	50	±6	98	42	0	NR	NR	NR	NR	NR	6	±13
6 to 9 Years of Service	50	±7	94	67	21	2	0	0	0	0	11	±14
E1 – E4	52	±3	95	26	0	0	0	0	0	0	5	±9
E5 – E9	45	±2	96	92	66	35	8	4	1	0	6	±5
Officers	NA		NA	NA	NA	NA	NA	NA	NA	NA	NA	
W1 – W5	NA		NA	NA	NA	NA	NA	NA	NA	NA	NA	
O1 – O3	NA		NA	NA	NA	NA	NA	NA	NA	NA	NA	
O4 – O6	NA		NA	NA	NA	NA	NA	NA	NA	NA	NA	
EDUCATION												
No College	38	±7	93	55	23	11	1	0	0	0	2	±14
Some College	47	±3	96	59	35	17	3	1	0	0	4	±6
4-Year Degree	36	±6	NR	63	34	22	8	5	1	0	10	±13
Graduate/Professional Degree	16	±7	96	NR	NR	27	9	11	4	NR	NR	±17
RACE/ETHNICITY												
Non-Hispanic White	38	±2	96	54	31	17	3	2	0	0	4	±6
Total Minority	44	±3	96	66	36	18	5	2	0	0	8	±7
Non-Hispanic Black	50	±5	98	64	43	22	6	2	1	0	6	±11
Hispanic	46	±6	93	69	31	15	4	3	0	0	11	±14
GENDER												
Male	40	±2	96	61	35	19	5	2	0	0	5	±5
Female	42	±6	93	49	25	11	2	1	0	0	7	±11
SERVICE/COMPONENT BY PAYGRADE												
Army/ARNG/USAR Enlisted	99	±1	96	59	33	18	4	2	0	0	5	±5
Army/ARNG/USAR Officers	NA		NA	NA	NA	NA	NA	NA	NA	NA	NA	
Navy/USNR Enlisted	NA		NA	NA	NA	NA	NA	NA	NA	NA	NA	
Navy/USNR Officers	NA		NA	NA	NA	NA	NA	NA	NA	NA	NA	
Marine Corps/USMCR Enlisted	NA		NA	NA	NA	NA	NA	NA	NA	NA	NA	
Marine Corps/USMCR Officers	NA		NA	NA	NA	NA	NA	NA	NA	NA	NA	
Air Force/ANG/USAFR Enlisted	NA		NA	NA	NA	NA	NA	NA	NA	NA	NA	
Air Force/ANG/USAFR Officers	NA		NA	NA	NA	NA	NA	NA	NA	NA	NA	
Coast Guard Enlisted	NA		NA	NA	NA	NA	NA	NA	NA	NA	NA	
Coast Guard Officers	NA		NA	NA	NA	NA	NA	NA	NA	NA	NA	

Note. Percent responding are military members who answered the question; who were identified as Army, U.S. Army Reserve, or Army National Guard in the sample frame (June 2011); and who were enlisted (Q1).

NR: Not reportable

NA: Not applicable

64. What year did you complete the following Noncommissioned Officer Education (NCOE) and Enlisted Joint Professional Military Education (EJPME)?

a. Basic Combat Training (BCT)

- | | | |
|--------------------|----------|---------|
| 1. 2001 or earlier | 2. 2002 | 3. 2003 |
| 4. 2004 | 5. 2005 | 6. 2006 |
| 7. 2007 | 8. 2008 | 9. 2009 |
| 10. 2010 | 11. 2011 | |

	Percent Responding		Percentages											Max ME
			1	2	3	4	5	6	7	8	9	10	11	
TOTAL FORCE	38	±2	39	3	4	3	5	5	7	8	11	8	7	±5
Total Active Duty	30	±2	35	3	4	2	6	3	6	9	11	12	9	±6
Total Reserve	52	±5	38	3	4	4	6	10	13	7	11	2	3	±12
Total National Guard	55	±5	48	4	6	2	2	4	2	8	12	6	7	±12
SERVICE/COMPONENT														
Army/ARNG/USAR	78	±3	39	3	4	3	5	5	7	8	11	8	7	±5
Navy/USNR	NA		NA	NA	NA	NA	NA	NA	NA	NA	NA	NA	NA	
Marine Corps/USMCR	NA		NA	NA	NA	NA	NA	NA	NA	NA	NA	NA	NA	
Air Force/ANG/USAFR	NA		NA	NA	NA	NA	NA	NA	NA	NA	NA	NA	NA	
Coast Guard	NA		NA	NA	NA	NA	NA	NA	NA	NA	NA	NA	NA	
PAYGRADE														
Enlisted	46	±2	39	3	4	3	5	5	7	8	11	8	7	±5
3 to 5 Years of Service	49	±6	NR	NR	NR	NR	0	18	25	30	23	NR	NR	±13
6 to 9 Years of Service	47	±7	9	14	25	16	31	2	0	NR	0	0	0	±13
E1 – E4	50	±3	9	2	4	1	7	6	10	12	21	15	13	±9
E5 – E9	43	±2	69	4	4	4	3	4	3	4	2	1	0	±5
Officers	NA		NA	NA	NA	NA	NA	NA	NA	NA	NA	NA	NA	
W1 – W5	NA		NA	NA	NA	NA	NA	NA	NA	NA	NA	NA	NA	
O1 – O3	NA		NA	NA	NA	NA	NA	NA	NA	NA	NA	NA	NA	
O4 – O6	NA		NA	NA	NA	NA	NA	NA	NA	NA	NA	NA	NA	
EDUCATION														
No College	35	±7	32	1	7	2	5	13	5	8	15	2	9	±17
Some College	46	±3	39	4	5	3	6	4	7	8	11	8	6	±6
4-Year Degree	34	±6	44	3	1	1	NR	4	7	9	12	11	6	±14
Graduate/Professional Degree	15	±7	NR	NR	NR	6	1	NR	NR	NR	NR	NR	NR	±10
RACE/ETHNICITY														
Non-Hispanic White	36	±2	37	3	5	3	5	6	8	8	13	7	7	±7
Total Minority	41	±3	43	4	4	2	5	4	6	9	9	9	6	±7
Non-Hispanic Black	48	±5	51	4	2	1	3	4	4	7	7	10	7	±11
Hispanic	42	±7	36	5	6	2	8	NR	9	9	12	3	NR	±14
GENDER														
Male	38	±2	41	2	5	2	5	5	5	9	11	8	6	±6
Female	39	±6	31	7	2	5	4	6	14	6	10	7	7	±14
SERVICE/COMPONENT BY PAYGRADE														
Army/ARNG/USAR Enlisted	95	±3	39	3	4	3	5	5	7	8	11	8	7	±5
Army/ARNG/USAR Officers	NA		NA	NA	NA	NA	NA	NA	NA	NA	NA	NA	NA	
Navy/USNR Enlisted	NA		NA	NA	NA	NA	NA	NA	NA	NA	NA	NA	NA	
Navy/USNR Officers	NA		NA	NA	NA	NA	NA	NA	NA	NA	NA	NA	NA	
Marine Corps/USMCR Enlisted	NA		NA	NA	NA	NA	NA	NA	NA	NA	NA	NA	NA	
Marine Corps/USMCR Officers	NA		NA	NA	NA	NA	NA	NA	NA	NA	NA	NA	NA	
Air Force/ANG/USAFR Enlisted	NA		NA	NA	NA	NA	NA	NA	NA	NA	NA	NA	NA	
Air Force/ANG/USAFR Officers	NA		NA	NA	NA	NA	NA	NA	NA	NA	NA	NA	NA	
Coast Guard Enlisted	NA		NA	NA	NA	NA	NA	NA	NA	NA	NA	NA	NA	
Coast Guard Officers	NA		NA	NA	NA	NA	NA	NA	NA	NA	NA	NA	NA	

Note. Percent responding are military members who answered the question; who were identified as Army, U.S. Army Reserve, or Army National Guard in the sample frame (June 2011); who were enlisted (Q1); and who completed BCT (Q63a).

NR: Not reportable

NA: Not applicable

64. What year did you complete the following Noncommissioned Officer Education (NCOE) and Enlisted Joint Professional Military Education (EJPME)?

b. Warrior Leader Course (WLC; previously PLDC)

- | | | |
|--------------------|----------|---------|
| 1. 2001 or earlier | 2. 2002 | 3. 2003 |
| 4. 2004 | 5. 2005 | 6. 2006 |
| 7. 2007 | 8. 2008 | 9. 2009 |
| 10. 2010 | 11. 2011 | |

	Percent Responding		Percentages											Max ME
			1	2	3	4	5	6	7	8	9	10	11	
TOTAL FORCE	24	±2	37	4	2	4	4	4	4	8	9	8	16	±6
Total Active Duty	18	±2	36	4	3	5	4	6	3	5	10	7	16	±8
Total Reserve	33	±7	31	4	1	2	1	2	6	9	10	12	21	±16
Total National Guard	33	±5	45	2	2	5	8	3	4	13	4	6	9	±12
SERVICE/COMPONENT														
Army/ARNG/USAR	48	±4	37	4	2	4	4	4	4	8	9	8	16	±6
Navy/USNR	NA		NA	NA	NA	NA	NA	NA	NA	NA	NA	NA	NA	
Marine Corps/USMCR	NA		NA	NA	NA	NA	NA	NA	NA	NA	NA	NA	NA	
Air Force/ANG/USAFR	NA		NA	NA	NA	NA	NA	NA	NA	NA	NA	NA	NA	
Coast Guard	NA		NA	NA	NA	NA	NA	NA	NA	NA	NA	NA	NA	
PAYGRADE														
Enlisted	28	±3	37	4	2	4	4	4	4	8	9	8	16	±6
3 to 5 Years of Service	21	±7	NR	NR	NR	NR	NR	NR	1	NR	15	NR	NR	±17
6 to 9 Years of Service	34	±7	2	1	0	1	5	15	9	18	26	7	16	±15
E1 – E4	14	±5	NR	NR	NR	0	NR	NR	NR	NR	17	20	NR	±18
E5 – E9	41	±2	46	5	3	5	5	6	5	7	6	5	7	±5
Officers	NA		NA	NA	NA	NA	NA	NA	NA	NA	NA	NA	NA	
W1 – W5	NA		NA	NA	NA	NA	NA	NA	NA	NA	NA	NA	NA	
O1 – O3	NA		NA	NA	NA	NA	NA	NA	NA	NA	NA	NA	NA	
O4 – O6	NA		NA	NA	NA	NA	NA	NA	NA	NA	NA	NA	NA	
EDUCATION														
No College	21	±6	32	2	1	2	4	5	3	15	19	NR	NR	±18
Some College	28	±3	37	4	3	5	5	5	4	8	9	8	12	±7
4-Year Degree	23	±5	40	3	2	4	2	2	3	5	3	7	30	±17
Graduate/Professional Degree	10	±5	NR	NR	NR	NR	NR	5	6	NR	NR	NR	NR	±12
RACE/ETHNICITY														
Non-Hispanic White	21	±3	40	3	3	4	3	4	4	8	5	10	16	±9
Total Minority	29	±3	34	4	2	4	5	5	4	8	13	6	16	±9
Non-Hispanic Black	31	±5	43	5	3	5	NR	5	1	5	7	5	15	±13
Hispanic	32	±7	25	4	NR	4	4	5	4	NR	23	3	NR	±15
GENDER														
Male	24	±2	39	4	3	4	4	4	3	7	9	7	15	±7
Female	20	±5	24	3	2	6	4	5	7	10	9	12	18	±16
SERVICE/COMPONENT BY PAYGRADE														
Army/ARNG/USAR Enlisted	58	±5	37	4	2	4	4	4	4	8	9	8	16	±6
Army/ARNG/USAR Officers	NA		NA	NA	NA	NA	NA	NA	NA	NA	NA	NA	NA	
Navy/USNR Enlisted	NA		NA	NA	NA	NA	NA	NA	NA	NA	NA	NA	NA	
Navy/USNR Officers	NA		NA	NA	NA	NA	NA	NA	NA	NA	NA	NA	NA	
Marine Corps/USMCR Enlisted	NA		NA	NA	NA	NA	NA	NA	NA	NA	NA	NA	NA	
Marine Corps/USMCR Officers	NA		NA	NA	NA	NA	NA	NA	NA	NA	NA	NA	NA	
Air Force/ANG/USAFR Enlisted	NA		NA	NA	NA	NA	NA	NA	NA	NA	NA	NA	NA	
Air Force/ANG/USAFR Officers	NA		NA	NA	NA	NA	NA	NA	NA	NA	NA	NA	NA	
Coast Guard Enlisted	NA		NA	NA	NA	NA	NA	NA	NA	NA	NA	NA	NA	
Coast Guard Officers	NA		NA	NA	NA	NA	NA	NA	NA	NA	NA	NA	NA	

Note. Percent responding are military members who answered the question; who were identified as Army, U.S. Army Reserve, or Army National Guard in the sample frame (June 2011); who were enlisted (Q1); and who completed WLC (Q63b).

NR: Not reportable

NA: Not applicable

64. What year did you complete the following Noncommissioned Officer Education (NCOE) and Enlisted Joint Professional Military Education (EJPME)?

c. Advanced Leader Course (ALC; previously BNCOC)

- | | | |
|--------------------|----------|---------|
| 1. 2001 or earlier | 2. 2002 | 3. 2003 |
| 4. 2004 | 5. 2005 | 6. 2006 |
| 7. 2007 | 8. 2008 | 9. 2009 |
| 10. 2010 | 11. 2011 | |

	Percent Responding		Percentages											Max ME
			1	2	3	4	5	6	7	8	9	10	11	
TOTAL FORCE	13	±1	30	4	6	5	6	8	7	8	6	10	10	±4
Total Active Duty	11	±1	30	4	6	7	6	8	10	9	7	6	9	±5
Total Reserve	14	±3	27	5	4	6	9	7	2	8	7	11	15	±10
Total National Guard	21	±4	34	3	7	2	5	8	5	6	5	17	10	±12
SERVICE/COMPONENT														
Army/ARNG/USAR	27	±2	30	4	6	5	6	8	7	8	6	10	10	±4
Navy/USNR	NA		NA	NA	NA	NA	NA	NA	NA	NA	NA	NA	NA	
Marine Corps/USMCR	NA		NA	NA	NA	NA	NA	NA	NA	NA	NA	NA	NA	
Air Force/ANG/USAFR	NA		NA	NA	NA	NA	NA	NA	NA	NA	NA	NA	NA	
Coast Guard	NA		NA	NA	NA	NA	NA	NA	NA	NA	NA	NA	NA	
PAYGRADE														
Enlisted	16	±1	30	4	6	5	6	8	7	8	6	10	10	±4
3 to 5 Years of Service	0	±1	NR	NR	NR	NR	NR	NR	NR	NR	NR	NR	NR	
6 to 9 Years of Service	10	±3	NR	NR	NR	NR	NR	3	11	14	10	19	42	±13
E1 – E4	NA		NA	NA	NA	NA	NA	NA	NA	NA	NA	NA	NA	
E5 – E9	29	±2	30	4	6	5	6	8	7	8	6	10	10	±4
Officers	NA		NA	NA	NA	NA	NA	NA	NA	NA	NA	NA	NA	
W1 – W5	NA		NA	NA	NA	NA	NA	NA	NA	NA	NA	NA	NA	
O1 – O3	NA		NA	NA	NA	NA	NA	NA	NA	NA	NA	NA	NA	
O4 – O6	NA		NA	NA	NA	NA	NA	NA	NA	NA	NA	NA	NA	
EDUCATION														
No College	8	±2	31	NR	6	4	5	7	7	10	7	15	7	±13
Some College	16	±2	25	3	6	6	7	9	8	7	7	10	10	±6
4-Year Degree	12	±3	40	6	6	2	3	5	6	9	3	9	12	±9
Graduate/Professional Degree	6	±2	NR	NR	NR	NR	NR	NR	NR	NR	NR	NR	NR	
RACE/ETHNICITY														
Non-Hispanic White	12	±1	33	3	6	5	5	8	7	7	6	10	8	±6
Total Minority	15	±2	28	5	4	5	7	6	7	9	6	11	13	±9
Non-Hispanic Black	21	±4	29	6	2	5	6	6	7	8	7	14	9	±17
Hispanic	14	±3	24	3	5	5	9	5	9	10	6	5	19	±11
GENDER														
Male	14	±1	32	3	6	5	6	8	8	8	6	9	10	±5
Female	10	±2	17	6	5	4	7	7	5	7	9	17	15	±10
SERVICE/COMPONENT BY PAYGRADE														
Army/ARNG/USAR Enlisted	32	±2	30	4	6	5	6	8	7	8	6	10	10	±4
Army/ARNG/USAR Officers	NA		NA	NA	NA	NA	NA	NA	NA	NA	NA	NA	NA	
Navy/USNR Enlisted	NA		NA	NA	NA	NA	NA	NA	NA	NA	NA	NA	NA	
Navy/USNR Officers	NA		NA	NA	NA	NA	NA	NA	NA	NA	NA	NA	NA	
Marine Corps/USMCR Enlisted	NA		NA	NA	NA	NA	NA	NA	NA	NA	NA	NA	NA	
Marine Corps/USMCR Officers	NA		NA	NA	NA	NA	NA	NA	NA	NA	NA	NA	NA	
Air Force/ANG/USAFR Enlisted	NA		NA	NA	NA	NA	NA	NA	NA	NA	NA	NA	NA	
Air Force/ANG/USAFR Officers	NA		NA	NA	NA	NA	NA	NA	NA	NA	NA	NA	NA	
Coast Guard Enlisted	NA		NA	NA	NA	NA	NA	NA	NA	NA	NA	NA	NA	
Coast Guard Officers	NA		NA	NA	NA	NA	NA	NA	NA	NA	NA	NA	NA	

Note. Percent responding are military members who answered the question; who were identified as Army, U.S. Army Reserve, or Army National Guard in the sample frame (June 2011); who were enlisted (Q1); and who completed ALC (Q63c).

NR: Not reportable

NA: Not applicable

64. What year did you complete the following Noncommissioned Officer Education (NCOE) and Enlisted Joint Professional Military Education (EJPME)?
d. Senior Leader Course (SLC; previously ANCOC)

- | | | |
|--------------------|----------|---------|
| 1. 2001 or earlier | 2. 2002 | 3. 2003 |
| 4. 2004 | 5. 2005 | 6. 2006 |
| 7. 2007 | 8. 2008 | 9. 2009 |
| 10. 2010 | 11. 2011 | |

	Percent Responding		Percentages											Max ME
			1	2	3	4	5	6	7	8	9	10	11	
TOTAL FORCE	7	±1	22	6	4	8	6	9	10	8	9	10	8	±5
Total Active Duty	6	±1	19	5	3	9	6	8	11	9	9	12	9	±6
Total Reserve	7	±2	29	9	5	9	4	12	4	7	9	7	4	±14
Total National Guard	11	±3	24	7	6	6	6	8	12	6	8	8	10	±11
SERVICE/COMPONENT														
Army/ARNG/USAR	14	±2	22	6	4	8	6	9	10	8	9	10	8	±5
Navy/USNR	NA		NA	NA	NA	NA	NA	NA	NA	NA	NA	NA	NA	
Marine Corps/USMCR	NA		NA	NA	NA	NA	NA	NA	NA	NA	NA	NA	NA	
Air Force/ANG/USAFR	NA		NA	NA	NA	NA	NA	NA	NA	NA	NA	NA	NA	
Coast Guard	NA		NA	NA	NA	NA	NA	NA	NA	NA	NA	NA	NA	
PAYGRADE														
Enlisted	8	±1	22	6	4	8	6	9	10	8	9	10	8	±5
3 to 5 Years of Service	NA		NA	NA	NA	NA	NA	NA	NA	NA	NA	NA	NA	
6 to 9 Years of Service	1	±1	NR	NR	NR	NR	NR	NR	NR	NR	NR	NR	NR	
E1 – E4	NA		NA	NA	NA	NA	NA	NA	NA	NA	NA	NA	NA	
E5 – E9	16	±2	22	6	4	8	6	9	10	8	9	10	8	±5
Officers	NA		NA	NA	NA	NA	NA	NA	NA	NA	NA	NA	NA	
W1 – W5	NA		NA	NA	NA	NA	NA	NA	NA	NA	NA	NA	NA	
O1 – O3	NA		NA	NA	NA	NA	NA	NA	NA	NA	NA	NA	NA	
O4 – O6	NA		NA	NA	NA	NA	NA	NA	NA	NA	NA	NA	NA	
EDUCATION														
No College	4	±2	NR	NR	NR	NR	NR	4	NR	NR	NR	NR	NR	±11
Some College	8	±1	14	6	5	8	6	9	10	10	10	12	8	±6
4-Year Degree	8	±2	31	8	4	8	4	8	8	6	8	8	6	±11
Graduate/Professional Degree	4	±2	NR	NR	NR	NR	NR	NR	NR	NR	NR	NR	NR	
RACE/ETHNICITY														
Non-Hispanic White	6	±1	22	6	4	7	5	8	12	6	8	12	9	±7
Total Minority	8	±2	22	6	5	8	6	10	7	10	11	8	7	±8
Non-Hispanic Black	11	±2	18	8	5	11	7	11	4	11	11	8	7	±9
Hispanic	7	±2	25	4	NR	9	4	9	10	7	12	11	7	±16
GENDER														
Male	7	±1	22	7	5	8	6	8	11	7	9	10	8	±6
Female	5	±2	21	NR	NR	6	5	13	NR	13	12	11	10	±16
SERVICE/COMPONENT BY PAYGRADE														
Army/ARNG/USAR Enlisted	17	±2	22	6	4	8	6	9	10	8	9	10	8	±5
Army/ARNG/USAR Officers	NA		NA	NA	NA	NA	NA	NA	NA	NA	NA	NA	NA	
Navy/USNR Enlisted	NA		NA	NA	NA	NA	NA	NA	NA	NA	NA	NA	NA	
Navy/USNR Officers	NA		NA	NA	NA	NA	NA	NA	NA	NA	NA	NA	NA	
Marine Corps/USMCR Enlisted	NA		NA	NA	NA	NA	NA	NA	NA	NA	NA	NA	NA	
Marine Corps/USMCR Officers	NA		NA	NA	NA	NA	NA	NA	NA	NA	NA	NA	NA	
Air Force/ANG/USAFR Enlisted	NA		NA	NA	NA	NA	NA	NA	NA	NA	NA	NA	NA	
Air Force/ANG/USAFR Officers	NA		NA	NA	NA	NA	NA	NA	NA	NA	NA	NA	NA	
Coast Guard Enlisted	NA		NA	NA	NA	NA	NA	NA	NA	NA	NA	NA	NA	
Coast Guard Officers	NA		NA	NA	NA	NA	NA	NA	NA	NA	NA	NA	NA	

Note. Percent responding are military members who answered the question; who were identified as Army, U.S. Army Reserve, or Army National Guard in the sample frame (June 2011); who were enlisted (Q1); and who completed SLC (Q63d).

NR: Not reportable

NA: Not applicable

64. What year did you complete the following Noncommissioned Officer Education (NCOE) and Enlisted Joint Professional Military Education (EJPME)?

e. First Sergeant Course (FSC)

- | | | |
|--------------------|----------|---------|
| 1. 2001 or earlier | 2. 2002 | 3. 2003 |
| 4. 2004 | 5. 2005 | 6. 2006 |
| 7. 2007 | 8. 2008 | 9. 2009 |
| 10. 2010 | 11. 2011 | |

	Percent Responding		Percentages											Max ME
			1	2	3	4	5	6	7	8	9	10	11	
TOTAL FORCE	2	±1	13	3	6	6	7	11	6	11	9	17	11	±10
Total Active Duty	2	±1	16	5	6	6	8	13	6	9	9	14	10	±12
Total Reserve	1	±1	NR	NR	NR	NR	NR	NR	NR	NR	NR	NR	NR	
Total National Guard	2	±1	NR	NR	NR	NR	NR	NR	NR	NR	NR	NR	NR	
SERVICE/COMPONENT														
Army/ARNG/USAR	3	±1	13	3	6	6	7	11	6	11	9	17	11	±10
Navy/USNR	NA		NA	NA	NA	NA	NA	NA	NA	NA	NA	NA	NA	
Marine Corps/USMCR	NA		NA	NA	NA	NA	NA	NA	NA	NA	NA	NA	NA	
Air Force/ANG/USAFR	NA		NA	NA	NA	NA	NA	NA	NA	NA	NA	NA	NA	
Coast Guard	NA		NA	NA	NA	NA	NA	NA	NA	NA	NA	NA	NA	
PAYGRADE														
Enlisted	2	±1	13	3	6	6	7	11	6	11	9	17	11	±10
3 to 5 Years of Service	NA		NA	NA	NA	NA	NA	NA	NA	NA	NA	NA	NA	
6 to 9 Years of Service	NA		NA	NA	NA	NA	NA	NA	NA	NA	NA	NA	NA	
E1 – E4	NA		NA	NA	NA	NA	NA	NA	NA	NA	NA	NA	NA	
E5 – E9	4	±1	13	3	6	6	7	11	6	11	9	17	11	±10
Officers	NA		NA	NA	NA	NA	NA	NA	NA	NA	NA	NA	NA	
W1 – W5	NA		NA	NA	NA	NA	NA	NA	NA	NA	NA	NA	NA	
O1 – O3	NA		NA	NA	NA	NA	NA	NA	NA	NA	NA	NA	NA	
O4 – O6	NA		NA	NA	NA	NA	NA	NA	NA	NA	NA	NA	NA	
EDUCATION														
No College	0	±1	NR	NR	NR	NR	NR	NR	NR	NR	NR	NR	NR	
Some College	2	±1	12	NR	NR	10	6	6	9	5	16	16	15	±15
4-Year Degree	3	±1	18	NR	7	NR	NR	17	3	NR	NR	NR	NR	±18
Graduate/Professional Degree	1	±1	NR	NR	NR	NR	NR	NR	NR	NR	NR	NR	NR	
RACE/ETHNICITY														
Non-Hispanic White	1	±1	13	NR	NR	8	NR	11	6	16	NR	18	16	±16
Total Minority	2	±1	13	4	6	NR	11	12	5	7	16	15	6	±15
Non-Hispanic Black	3	±2	11	NR	8	NR	NR	14	NR	8	14	NR	NR	±16
Hispanic	2	±2	NR	NR	NR	NR	NR	NR	NR	NR	NR	NR	NR	
GENDER														
Male	2	±1	14	4	5	7	8	10	6	11	9	16	10	±11
Female	1	±1	NR	NR	NR	NR	NR	NR	NR	NR	NR	NR	NR	
SERVICE/COMPONENT BY PAYGRADE														
Army/ARNG/USAR Enlisted	4	±1	13	3	6	6	7	11	6	11	9	17	11	±10
Army/ARNG/USAR Officers	NA		NA	NA	NA	NA	NA	NA	NA	NA	NA	NA	NA	
Navy/USNR Enlisted	NA		NA	NA	NA	NA	NA	NA	NA	NA	NA	NA	NA	
Navy/USNR Officers	NA		NA	NA	NA	NA	NA	NA	NA	NA	NA	NA	NA	
Marine Corps/USMCR Enlisted	NA		NA	NA	NA	NA	NA	NA	NA	NA	NA	NA	NA	
Marine Corps/USMCR Officers	NA		NA	NA	NA	NA	NA	NA	NA	NA	NA	NA	NA	
Air Force/ANG/USAFR Enlisted	NA		NA	NA	NA	NA	NA	NA	NA	NA	NA	NA	NA	
Air Force/ANG/USAFR Officers	NA		NA	NA	NA	NA	NA	NA	NA	NA	NA	NA	NA	
Coast Guard Enlisted	NA		NA	NA	NA	NA	NA	NA	NA	NA	NA	NA	NA	
Coast Guard Officers	NA		NA	NA	NA	NA	NA	NA	NA	NA	NA	NA	NA	

Note. Percent responding are military members who answered the question; who were identified as Army, U.S. Army Reserve, or Army National Guard in the sample frame (June 2011); who were enlisted (Q1); and who completed FSC (Q63e).

NR: Not reportable

NA: Not applicable

64. What year did you complete the following Noncommissioned Officer Education (NCOE) and Enlisted Joint Professional Military Education (EJPME)?
f. Sergeants Major Course (SMC)

- | | | |
|--------------------|----------|---------|
| 1. 2001 or earlier | 2. 2002 | 3. 2003 |
| 4. 2004 | 5. 2005 | 6. 2006 |
| 7. 2007 | 8. 2008 | 9. 2009 |
| 10. 2010 | 11. 2011 | |

	Percent Responding		Percentages											Max ME
			1	2	3	4	5	6	7	8	9	10	11	
TOTAL FORCE	1	±1	10	0°	NR	6	9	4	6	13	18	21	11	±16
Total Active Duty	1	±1	NR	0°	NR	NR	NR	NR	4	NR	NR	NR	NR	±12
Total Reserve	0	±1	NR	0°	NR	NR	NR	NR	NR	NR	NR	NR	NR	
Total National Guard	1	±1	NR	0°	NR	NR	NR	NR	NR	NR	NR	NR	NR	±0
SERVICE/COMPONENT														
Army/ARNG/USAR	2	±1	10	0°	NR	6	9	4	6	13	18	21	11	±16
Navy/USNR	NA		NA	NA	NA	NA	NA	NA	NA	NA	NA	NA	NA	
Marine Corps/USMCR	NA		NA	NA	NA	NA	NA	NA	NA	NA	NA	NA	NA	
Air Force/ANG/USAFR	NA		NA	NA	NA	NA	NA	NA	NA	NA	NA	NA	NA	
Coast Guard	NA		NA	NA	NA	NA	NA	NA	NA	NA	NA	NA	NA	
PAYGRADE														
Enlisted	1	±1	10	0°	NR	6	9	4	6	13	18	21	11	±16
3 to 5 Years of Service	NA		NA	NA	NA	NA	NA	NA	NA	NA	NA	NA	NA	
6 to 9 Years of Service	NA		NA	NA	NA	NA	NA	NA	NA	NA	NA	NA	NA	
E1 – E4	NA		NA	NA	NA	NA	NA	NA	NA	NA	NA	NA	NA	
E5 – E9	2	±1	10	0°	NR	6	9	4	6	13	18	21	11	±16
Officers	NA		NA	NA	NA	NA	NA	NA	NA	NA	NA	NA	NA	
W1 – W5	NA		NA	NA	NA	NA	NA	NA	NA	NA	NA	NA	NA	
O1 – O3	NA		NA	NA	NA	NA	NA	NA	NA	NA	NA	NA	NA	
O4 – O6	NA		NA	NA	NA	NA	NA	NA	NA	NA	NA	NA	NA	
EDUCATION														
No College	NA		NA	NA	NA	NA	NA	NA	NA	NA	NA	NA	NA	
Some College	1	±1	NR	0°	NR	NR	NR	NR	NR	NR	NR	NR	NR	±0
4-Year Degree	2	±1	NR	0°	NR	NR	NR	NR	NR	NR	NR	NR	NR	±0
Graduate/Professional Degree	2	±1	NR	0°	NR	NR	NR	NR	NR	NR	NR	NR	NR	±0
RACE/ETHNICITY														
Non-Hispanic White	1	±1	NR	0°	NR	NR	NR	NR	NR	NR	NR	NR	NR	±0
Total Minority	1	±1	NR	0°	NR	NR	NR	NR	NR	NR	NR	NR	NR	±0
Non-Hispanic Black	1	±1	NR	0°	NR	NR	NR	NR	NR	NR	NR	NR	NR	±0
Hispanic	1	±1	NR	0°	NR	NR	NR	NR	NR	NR	NR	NR	NR	±0
GENDER														
Male	1	±1	12	0°	NR	NR	10	NR	6	11	17	20	12	±17
Female	0	±1	NR	0°	NR	NR	NR	NR	NR	NR	NR	NR	NR	
SERVICE/COMPONENT BY PAYGRADE														
Army/ARNG/USAR Enlisted	2	±1	10	0°	NR	6	9	4	6	13	18	21	11	±16
Army/ARNG/USAR Officers	NA		NA	NA	NA	NA	NA	NA	NA	NA	NA	NA	NA	
Navy/USNR Enlisted	NA		NA	NA	NA	NA	NA	NA	NA	NA	NA	NA	NA	
Navy/USNR Officers	NA		NA	NA	NA	NA	NA	NA	NA	NA	NA	NA	NA	
Marine Corps/USMCR Enlisted	NA		NA	NA	NA	NA	NA	NA	NA	NA	NA	NA	NA	
Marine Corps/USMCR Officers	NA		NA	NA	NA	NA	NA	NA	NA	NA	NA	NA	NA	
Air Force/ANG/USAFR Enlisted	NA		NA	NA	NA	NA	NA	NA	NA	NA	NA	NA	NA	
Air Force/ANG/USAFR Officers	NA		NA	NA	NA	NA	NA	NA	NA	NA	NA	NA	NA	
Coast Guard Enlisted	NA		NA	NA	NA	NA	NA	NA	NA	NA	NA	NA	NA	
Coast Guard Officers	NA		NA	NA	NA	NA	NA	NA	NA	NA	NA	NA	NA	

Note. Percent responding are military members who answered the question; who were identified as Army, U.S. Army Reserve, or Army National Guard in the sample frame (June 2011); who were enlisted (Q1); and who completed SMC (Q63f).

NR: Not reportable

° Response option never endorsed.

NA: Not applicable

64. What year did you complete the following Noncommissioned Officer Education (NCOE) and Enlisted Joint Professional Military Education (EJPME)?

g. Senior Enlisted JPME (SEJPME) Course through NDU JFSC

- | | | |
|--------------------|----------|---------|
| 1. 2001 or earlier | 2. 2002 | 3. 2003 |
| 4. 2004 | 5. 2005 | 6. 2006 |
| 7. 2007 | 8. 2008 | 9. 2009 |
| 10. 2010 | 11. 2011 | |

	Percent Responding		Percentages											Max ME	
			1	2	3	4	5	6	7	8	9	10	11		
TOTAL FORCE	0	±1	0°	0°	0°	0°	0°	0°	0°	NR	NR	0°	NR	NR	±0
Total Active Duty	0	±1	0°	0°	0°	0°	0°	0°	0°	NR	NR	0°	NR	NR	±0
Total Reserve	0	±1	0°	0°	0°	0°	0°	0°	0°	NR	NR	0°	NR	NR	
Total National Guard	NA		NA	NA	NA	NA	NA	NA	NA	NA	NA	NA	NA	NA	
SERVICE/COMPONENT															
Army/ARNG/USAR	0	±1	0°	0°	0°	0°	0°	0°	0°	NR	NR	0°	NR	NR	±0
Navy/USNR	NA		NA	NA	NA	NA	NA	NA	NA	NA	NA	NA	NA	NA	
Marine Corps/USMCR	NA		NA	NA	NA	NA	NA	NA	NA	NA	NA	NA	NA	NA	
Air Force/ANG/USAFR	NA		NA	NA	NA	NA	NA	NA	NA	NA	NA	NA	NA	NA	
Coast Guard	NA		NA	NA	NA	NA	NA	NA	NA	NA	NA	NA	NA	NA	
PAYGRADE															
Enlisted	0	±1	0°	0°	0°	0°	0°	0°	0°	NR	NR	0°	NR	NR	±0
3 to 5 Years of Service	NA		NA	NA	NA	NA	NA	NA	NA	NA	NA	NA	NA	NA	
6 to 9 Years of Service	NA		NA	NA	NA	NA	NA	NA	NA	NA	NA	NA	NA	NA	
E1 – E4	NA		NA	NA	NA	NA	NA	NA	NA	NA	NA	NA	NA	NA	
E5 – E9	0	±1	0°	0°	0°	0°	0°	0°	0°	NR	NR	0°	NR	NR	±0
Officers	NA		NA	NA	NA	NA	NA	NA	NA	NA	NA	NA	NA	NA	
W1 – W5	NA		NA	NA	NA	NA	NA	NA	NA	NA	NA	NA	NA	NA	
O1 – O3	NA		NA	NA	NA	NA	NA	NA	NA	NA	NA	NA	NA	NA	
O4 – O6	NA		NA	NA	NA	NA	NA	NA	NA	NA	NA	NA	NA	NA	
EDUCATION															
No College	NA		NA	NA	NA	NA	NA	NA	NA	NA	NA	NA	NA	NA	
Some College	NA		NA	NA	NA	NA	NA	NA	NA	NA	NA	NA	NA	NA	
4-Year Degree	0	±1	0°	0°	0°	0°	0°	0°	0°	NR	NR	0°	NR	NR	
Graduate/Professional Degree	1	±1	0°	0°	0°	0°	0°	0°	0°	NR	NR	0°	NR	NR	
RACE/ETHNICITY															
Non-Hispanic White	0	±1	0°	0°	0°	0°	0°	0°	0°	NR	NR	0°	NR	NR	
Total Minority	0	±1	0°	0°	0°	0°	0°	0°	0°	NR	NR	0°	NR	NR	
Non-Hispanic Black	0	±1	0°	0°	0°	0°	0°	0°	0°	NR	NR	0°	NR	NR	
Hispanic	NA		NA	NA	NA	NA	NA	NA	NA	NA	NA	NA	NA	NA	
GENDER															
Male	0	±1	0°	0°	0°	0°	0°	0°	0°	NR	NR	0°	NR	NR	±0
Female	0	±1	0°	0°	0°	0°	0°	0°	0°	NR	NR	0°	NR	NR	
SERVICE/COMPONENT BY PAYGRADE															
Army/ARNG/USAR Enlisted	0	±1	0°	0°	0°	0°	0°	0°	0°	NR	NR	0°	NR	NR	±0
Army/ARNG/USAR Officers	NA		NA	NA	NA	NA	NA	NA	NA	NA	NA	NA	NA	NA	
Navy/USNR Enlisted	NA		NA	NA	NA	NA	NA	NA	NA	NA	NA	NA	NA	NA	
Navy/USNR Officers	NA		NA	NA	NA	NA	NA	NA	NA	NA	NA	NA	NA	NA	
Marine Corps/USMCR Enlisted	NA		NA	NA	NA	NA	NA	NA	NA	NA	NA	NA	NA	NA	
Marine Corps/USMCR Officers	NA		NA	NA	NA	NA	NA	NA	NA	NA	NA	NA	NA	NA	
Air Force/ANG/USAFR Enlisted	NA		NA	NA	NA	NA	NA	NA	NA	NA	NA	NA	NA	NA	
Air Force/ANG/USAFR Officers	NA		NA	NA	NA	NA	NA	NA	NA	NA	NA	NA	NA	NA	
Coast Guard Enlisted	NA		NA	NA	NA	NA	NA	NA	NA	NA	NA	NA	NA	NA	
Coast Guard Officers	NA		NA	NA	NA	NA	NA	NA	NA	NA	NA	NA	NA	NA	

Note. Percent responding are military members who answered the question; who were identified as Army, U.S. Army Reserve, or Army National Guard in the sample frame (June 2011); who were enlisted (Q1); and who completed SEJPME through NDU JFSC (Q63g).

NR: Not reportable

° Response option never endorsed.

NA: Not applicable

64. What year did you complete the following Noncommissioned Officer Education (NCOE) and Enlisted Joint Professional Military Education (EJPME)?

h. CSEL KEYSTONE Course

- | | | |
|--------------------|----------|---------|
| 1. 2001 or earlier | 2. 2002 | 3. 2003 |
| 4. 2004 | 5. 2005 | 6. 2006 |
| 7. 2007 | 8. 2008 | 9. 2009 |
| 10. 2010 | 11. 2011 | |

	Percent Responding		Percentages											Max ME
			1	2	3	4	5	6	7	8	9	10	11	
TOTAL FORCE	0	±1	0°	0°	0°	0°	0°	NR	0°	NR	0°	0°	0°	
Total Active Duty	0	±1	0°	0°	0°	0°	0°	NR	0°	NR	0°	0°	0°	
Total Reserve	NA		NA	NA	NA	NA	NA	NA	NA	NA	NA	NA	NA	
Total National Guard	NA		NA	NA	NA	NA	NA	NA	NA	NA	NA	NA	NA	
SERVICE/COMPONENT														
Army/ARNG/USAR	0	±1	0°	0°	0°	0°	0°	NR	0°	NR	0°	0°	0°	
Navy/USNR	NA		NA	NA	NA	NA	NA	NA	NA	NA	NA	NA	NA	
Marine Corps/USMCR	NA		NA	NA	NA	NA	NA	NA	NA	NA	NA	NA	NA	
Air Force/ANG/USAFR	NA		NA	NA	NA	NA	NA	NA	NA	NA	NA	NA	NA	
Coast Guard	NA		NA	NA	NA	NA	NA	NA	NA	NA	NA	NA	NA	
PAYGRADE														
Enlisted	0	±1	0°	0°	0°	0°	0°	NR	0°	NR	0°	0°	0°	
3 to 5 Years of Service	NA		NA	NA	NA	NA	NA	NA	NA	NA	NA	NA	NA	
6 to 9 Years of Service	NA		NA	NA	NA	NA	NA	NA	NA	NA	NA	NA	NA	
E1 – E4	NA		NA	NA	NA	NA	NA	NA	NA	NA	NA	NA	NA	
E5 – E9	0	±1	0°	0°	0°	0°	0°	NR	0°	NR	0°	0°	0°	
Officers	NA		NA	NA	NA	NA	NA	NA	NA	NA	NA	NA	NA	
W1 – W5	NA		NA	NA	NA	NA	NA	NA	NA	NA	NA	NA	NA	
O1 – O3	NA		NA	NA	NA	NA	NA	NA	NA	NA	NA	NA	NA	
O4 – O6	NA		NA	NA	NA	NA	NA	NA	NA	NA	NA	NA	NA	
EDUCATION														
No College	NA		NA	NA	NA	NA	NA	NA	NA	NA	NA	NA	NA	
Some College	0	±1	0°	0°	0°	0°	0°	NR	0°	NR	0°	0°	0°	
4-Year Degree	0	±1	0°	0°	0°	0°	0°	NR	0°	NR	0°	0°	0°	
Graduate/Professional Degree	NA		NA	NA	NA	NA	NA	NA	NA	NA	NA	NA	NA	
RACE/ETHNICITY														
Non-Hispanic White	0	±1	0°	0°	0°	0°	0°	NR	0°	NR	0°	0°	0°	
Total Minority	NA		NA	NA	NA	NA	NA	NA	NA	NA	NA	NA	NA	
Non-Hispanic Black	NA		NA	NA	NA	NA	NA	NA	NA	NA	NA	NA	NA	
Hispanic	NA		NA	NA	NA	NA	NA	NA	NA	NA	NA	NA	NA	
GENDER														
Male	0	±1	0°	0°	0°	0°	0°	NR	0°	NR	0°	0°	0°	
Female	NA		NA	NA	NA	NA	NA	NA	NA	NA	NA	NA	NA	
SERVICE/COMPONENT BY PAYGRADE														
Army/ARNG/USAR Enlisted	0	±1	0°	0°	0°	0°	0°	NR	0°	NR	0°	0°	0°	
Army/ARNG/USAR Officers	NA		NA	NA	NA	NA	NA	NA	NA	NA	NA	NA	NA	
Navy/USNR Enlisted	NA		NA	NA	NA	NA	NA	NA	NA	NA	NA	NA	NA	
Navy/USNR Officers	NA		NA	NA	NA	NA	NA	NA	NA	NA	NA	NA	NA	
Marine Corps/USMCR Enlisted	NA		NA	NA	NA	NA	NA	NA	NA	NA	NA	NA	NA	
Marine Corps/USMCR Officers	NA		NA	NA	NA	NA	NA	NA	NA	NA	NA	NA	NA	
Air Force/ANG/USAFR Enlisted	NA		NA	NA	NA	NA	NA	NA	NA	NA	NA	NA	NA	
Air Force/ANG/USAFR Officers	NA		NA	NA	NA	NA	NA	NA	NA	NA	NA	NA	NA	
Coast Guard Enlisted	NA		NA	NA	NA	NA	NA	NA	NA	NA	NA	NA	NA	
Coast Guard Officers	NA		NA	NA	NA	NA	NA	NA	NA	NA	NA	NA	NA	

Note. Percent responding are military members who answered the question; who were identified as Army, U.S. Army Reserve, or Army National Guard in the sample frame (June 2011); who were enlisted (Q1); and who completed the CSEL KEYSTONE Course (Q63h).

NR: Not reportable

° Response option never endorsed.

NA: Not applicable

64. What year did you complete the following Noncommissioned Officer Education (NCOE) and Enlisted Joint Professional Military Education (EJPME)?

i. Other

- | | | |
|--------------------|----------|---------|
| 1. 2001 or earlier | 2. 2002 | 3. 2003 |
| 4. 2004 | 5. 2005 | 6. 2006 |
| 7. 2007 | 8. 2008 | 9. 2009 |
| 10. 2010 | 11. 2011 | |

	Percent Responding		Percentages											Max ME
			1	2	3	4	5	6	7	8	9	10	11	
TOTAL FORCE	2	±1	11	NR	NR	2	0°	1	5	NR	NR	10	11	±16
Total Active Duty	2	±1	6	NR	NR	NR	0°	NR	5	6	NR	NR	9	±14
Total Reserve	2	±2	NR	NR	NR	NR	0°	NR	NR	NR	NR	NR	NR	±0
Total National Guard	4	±4	NR	NR	NR	NR	0°	NR	NR	NR	NR	NR	NR	±0
SERVICE/COMPONENT														
Army/ARNG/USAR	4	±2	11	NR	NR	2	0°	1	5	NR	NR	10	11	±16
Navy/USNR	NA		NA	NA	NA	NA	NA	NA	NA	NA	NA	NA	NA	
Marine Corps/USMCR	NA		NA	NA	NA	NA	NA	NA	NA	NA	NA	NA	NA	
Air Force/ANG/USAFR	NA		NA	NA	NA	NA	NA	NA	NA	NA	NA	NA	NA	
Coast Guard	NA		NA	NA	NA	NA	NA	NA	NA	NA	NA	NA	NA	
PAYGRADE														
Enlisted	3	±2	11	NR	NR	2	0°	1	5	NR	NR	10	11	±16
3 to 5 Years of Service	3	±3	NR	NR	NR	NR	0°	NR	NR	NR	NR	NR	NR	±0
6 to 9 Years of Service	5	±5	NR	NR	NR	NR	0°	NR	NR	NR	NR	NR	NR	±0
E1 – E4	3	±3	NR	NR	NR	NR	0°	NR	NR	NR	NR	NR	NR	±0
E5 – E9	2	±1	23	NR	NR	4	0°	NR	9	7	NR	6	17	±16
Officers	NA		NA	NA	NA	NA	NA	NA	NA	NA	NA	NA	NA	
W1 – W5	NA		NA	NA	NA	NA	NA	NA	NA	NA	NA	NA	NA	
O1 – O3	NA		NA	NA	NA	NA	NA	NA	NA	NA	NA	NA	NA	
O4 – O6	NA		NA	NA	NA	NA	NA	NA	NA	NA	NA	NA	NA	
EDUCATION														
No College	1	±1	NR	NR	NR	NR	0°	NR	NR	NR	NR	NR	NR	
Some College	2	±2	8	NR	NR	NR	0°	NR	6	7	NR	NR	15	±16
4-Year Degree	4	±3	NR	NR	NR	NR	0°	NR	NR	NR	NR	NR	NR	±0
Graduate/Professional Degree	2	±3	NR	NR	NR	NR	0°	NR	NR	NR	NR	NR	NR	±0
RACE/ETHNICITY														
Non-Hispanic White	1	±1	NR	NR	NR	NR	0°	NR	NR	NR	NR	NR	NR	±0
Total Minority	3	±2	9	NR	NR	4	0°	NR	6	NR	NR	NR	7	±14
Non-Hispanic Black	3	±3	NR	NR	NR	NR	0°	NR	NR	NR	NR	NR	NR	±0
Hispanic	5	±5	NR	NR	NR	NR	0°	NR	NR	NR	NR	NR	NR	±0
GENDER														
Male	2	±1	14	NR	NR	3	0°	NR	5	NR	NR	NR	11	±13
Female	3	±3	NR	NR	NR	NR	0°	NR	NR	NR	NR	NR	NR	±0
SERVICE/COMPONENT BY PAYGRADE														
Army/ARNG/USAR Enlisted	5	±3	11	NR	NR	2	0°	1	5	NR	NR	10	11	±16
Army/ARNG/USAR Officers	NA		NA	NA	NA	NA	NA	NA	NA	NA	NA	NA	NA	
Navy/USNR Enlisted	NA		NA	NA	NA	NA	NA	NA	NA	NA	NA	NA	NA	
Navy/USNR Officers	NA		NA	NA	NA	NA	NA	NA	NA	NA	NA	NA	NA	
Marine Corps/USMCR Enlisted	NA		NA	NA	NA	NA	NA	NA	NA	NA	NA	NA	NA	
Marine Corps/USMCR Officers	NA		NA	NA	NA	NA	NA	NA	NA	NA	NA	NA	NA	
Air Force/ANG/USAFR Enlisted	NA		NA	NA	NA	NA	NA	NA	NA	NA	NA	NA	NA	
Air Force/ANG/USAFR Officers	NA		NA	NA	NA	NA	NA	NA	NA	NA	NA	NA	NA	
Coast Guard Enlisted	NA		NA	NA	NA	NA	NA	NA	NA	NA	NA	NA	NA	
Coast Guard Officers	NA		NA	NA	NA	NA	NA	NA	NA	NA	NA	NA	NA	

Note. Percent responding are military members who answered the question; who were identified as Army, U.S. Army Reserve, or Army National Guard in the sample frame (June 2011); who were enlisted (Q1); and who completed NCOE or EJPME not listed in Q63 (Q63i).

NR: Not reportable

° Response option never endorsed.

NA: Not applicable

65. Have you taken any similar Noncommissioned Officer Education (NCOE) or Enlisted Joint Professional Military Education (EJPME) at a sister Service school?

	Percent Responding		Percentages	Max ME	Percentage Reporting Yes
			Yes		
TOTAL FORCE	40	±1	3	±2	
Total Active Duty	31	±1	3	±3	
Total Reserve	54	±5	2	±2	
Total National Guard	58	±4	4	±3	
SERVICE/COMPONENT					
Army/ARNG/USAR	82	±2	3	±2	
Navy/USNR	NA		NA		
Marine Corps/USMCR	NA		NA		
Air Force/ANG/USAFR	NA		NA		
Coast Guard	NA		NA		
PAYGRADE					
Enlisted	48	±1	3	±2	
3 to 5 Years of Service	50	±6	NR		
6 to 9 Years of Service	50	±7	4	±9	
E1 – E4	52	±3	1	±5	
E5 – E9	45	±2	5	±2	
Officers	NA		NA		
W1 – W5	NA		NA		
O1 – O3	NA		NA		
O4 – O6	NA		NA		
EDUCATION					
No College	38	±7	2	±3	
Some College	47	±3	3	±2	
4-Year Degree	36	±6	4	±3	
Graduate/Professional Degree	16	±7	NR		
RACE/ETHNICITY					
Non-Hispanic White	38	±2	2	±2	
Total Minority	43	±3	3	±3	
Non-Hispanic Black	49	±5	3	±3	
Hispanic	46	±6	5	±9	
GENDER					
Male	40	±2	3	±2	
Female	42	±6	1	±2	
SERVICE/COMPONENT BY PAYGRADE					
Army/ARNG/USAR Enlisted	99	±1	3	±2	
Army/ARNG/USAR Officers	NA		NA		
Navy/USNR Enlisted	NA		NA		
Navy/USNR Officers	NA		NA		
Marine Corps/USMCR Enlisted	NA		NA		
Marine Corps/USMCR Officers	NA		NA		
Air Force/ANG/USAFR Enlisted	NA		NA		
Air Force/ANG/USAFR Officers	NA		NA		
Coast Guard Enlisted	NA		NA		
Coast Guard Officers	NA		NA		

Note. Percent responding are military members who answered the question; who were identified as Army, U.S. Army Reserve, or Army National Guard in the sample frame (June 2011); and who were enlisted (Q1).

NR: Not reportable

NA: Not applicable

67. What year did you complete the similar Noncommissioned Officer Education (NCOE) or Enlisted Joint Professional Military Education (EJPME) at a sister Service school?

- | | | |
|--------------------|----------|---------|
| 1. 2001 or earlier | 2. 2002 | 3. 2003 |
| 4. 2004 | 5. 2005 | 6. 2006 |
| 7. 2007 | 8. 2008 | 9. 2009 |
| 10. 2010 | 11. 2011 | |

	Percent Responding		Percentages											Max ME
			1	2	3	4	5	6	7	8	9	10	11	
TOTAL FORCE	1	±1	NR	0°	NR	10	NR	4	3	NR	NR	NR	6	±13
Total Active Duty	1	±1	NR	0°	NR	NR	NR	NR	NR	NR	NR	NR	NR	±0
Total Reserve	1	±1	NR	0°	NR	NR	NR	NR	NR	NR	NR	NR	NR	±0
Total National Guard	2	±2	NR	0°	NR	NR	NR	NR	NR	NR	NR	NR	NR	±0
SERVICE/COMPONENT														
Army/ARNG/USAR	2	±1	NR	0°	NR	10	NR	4	3	NR	NR	NR	6	±13
Navy/USNR	NA		NA	NA	NA	NA	NA	NA	NA	NA	NA	NA	NA	
Marine Corps/USMCR	NA		NA	NA	NA	NA	NA	NA	NA	NA	NA	NA	NA	
Air Force/ANG/USAFR	NA		NA	NA	NA	NA	NA	NA	NA	NA	NA	NA	NA	
Coast Guard	NA		NA	NA	NA	NA	NA	NA	NA	NA	NA	NA	NA	
PAYGRADE														
Enlisted	1	±1	NR	0°	NR	10	NR	4	3	NR	NR	NR	6	±13
3 to 5 Years of Service	NA		NA	NA	NA	NA	NA	NA	NA	NA	NA	NA	NA	
6 to 9 Years of Service	2	±3	NR	0°	NR	NR	NR	NR	NR	NR	NR	NR	NR	±0
E1 – E4	0	±1	NR	0°	NR	NR	NR	NR	NR	NR	NR	NR	NR	
E5 – E9	2	±1	56	0°	9	12	NR	NR	4	NR	NR	NR	NR	±16
Officers	NA		NA	NA	NA	NA	NA	NA	NA	NA	NA	NA	NA	
W1 – W5	NA		NA	NA	NA	NA	NA	NA	NA	NA	NA	NA	NA	
O1 – O3	NA		NA	NA	NA	NA	NA	NA	NA	NA	NA	NA	NA	
O4 – O6	NA		NA	NA	NA	NA	NA	NA	NA	NA	NA	NA	NA	
EDUCATION														
No College	1	±1	NR	0°	NR	NR	NR	NR	NR	NR	NR	NR	NR	
Some College	1	±1	NR	0°	NR	NR	NR	NR	NR	NR	NR	NR	NR	±0
4-Year Degree	1	±1	NR	0°	NR	NR	NR	NR	NR	NR	NR	NR	NR	±0
Graduate/Professional Degree	0	±1	NR	0°	NR	NR	NR	NR	NR	NR	NR	NR	NR	
RACE/ETHNICITY														
Non-Hispanic White	1	±1	NR	0°	NR	NR	NR	NR	NR	NR	NR	NR	NR	±0
Total Minority	1	±1	NR	0°	NR	NR	NR	NR	NR	NR	NR	NR	NR	±0
Non-Hispanic Black	1	±1	NR	0°	NR	NR	NR	NR	NR	NR	NR	NR	NR	±0
Hispanic	2	±3	NR	0°	NR	NR	NR	NR	NR	NR	NR	NR	NR	±0
GENDER														
Male	1	±1	NR	0°	NR	10	NR	NR	NR	NR	NR	NR	4	±14
Female	0	±1	NR	0°	NR	NR	NR	NR	NR	NR	NR	NR	NR	
SERVICE/COMPONENT BY PAYGRADE														
Army/ARNG/USAR Enlisted	3	±2	NR	0°	NR	10	NR	4	3	NR	NR	NR	6	±13
Army/ARNG/USAR Officers	NA		NA	NA	NA	NA	NA	NA	NA	NA	NA	NA	NA	
Navy/USNR Enlisted	NA		NA	NA	NA	NA	NA	NA	NA	NA	NA	NA	NA	
Navy/USNR Officers	NA		NA	NA	NA	NA	NA	NA	NA	NA	NA	NA	NA	
Marine Corps/USMCR Enlisted	NA		NA	NA	NA	NA	NA	NA	NA	NA	NA	NA	NA	
Marine Corps/USMCR Officers	NA		NA	NA	NA	NA	NA	NA	NA	NA	NA	NA	NA	
Air Force/ANG/USAFR Enlisted	NA		NA	NA	NA	NA	NA	NA	NA	NA	NA	NA	NA	
Air Force/ANG/USAFR Officers	NA		NA	NA	NA	NA	NA	NA	NA	NA	NA	NA	NA	
Coast Guard Enlisted	NA		NA	NA	NA	NA	NA	NA	NA	NA	NA	NA	NA	
Coast Guard Officers	NA		NA	NA	NA	NA	NA	NA	NA	NA	NA	NA	NA	

Note. Percent responding are military members who answered the question; who were identified as Army, U.S. Army Reserve, or Army National Guard in the sample frame (June 2011); who were enlisted (Q1); and who completed similar NCOE or EJPME at a sister Service school (Q65).

NR: Not reportable

° Response option never endorsed.

NA: Not applicable

68. Have you taken any similar Noncommissioned Officer Education (NCOE) or Enlisted Joint Professional Military Education (EJPME) at an international school?

	Percent Responding		Percentages	Max ME	Percentage Reporting Yes
			Yes		
TOTAL FORCE	40	±1	0	±1	
Total Active Duty	31	±1	1	±1	
Total Reserve	53	±5	0	±0	
Total National Guard	58	±4	0	±2	
SERVICE/COMPONENT					
Army/ARNG/USAR	82	±2	0	±1	
Navy/USNR	NA		NA		
Marine Corps/USMCR	NA		NA		
Air Force/ANG/USAFR	NA		NA		
Coast Guard	NA		NA		
PAYGRADE					
Enlisted	48	±1	0	±1	
3 to 5 Years of Service	50	±6	NR		
6 to 9 Years of Service	50	±7	1	±2	
E1 – E4	52	±3	0	±1	
E5 – E9	45	±2	1	±1	
Officers	NA		NA		
W1 – W5	NA		NA		
O1 – O3	NA		NA		
O4 – O6	NA		NA		
EDUCATION					
No College	37	±7	0	±2	
Some College	47	±3	1	±1	
4-Year Degree	35	±6	0	±0	
Graduate/Professional Degree	16	±7	NR		
RACE/ETHNICITY					
Non-Hispanic White	38	±2	0	±1	
Total Minority	43	±3	1	±1	
Non-Hispanic Black	48	±5	1	±2	
Hispanic	46	±6	1	±3	
GENDER					
Male	40	±2	0	±1	
Female	41	±6	0	±2	
SERVICE/COMPONENT BY PAYGRADE					
Army/ARNG/USAR Enlisted	99	±2	0	±1	
Army/ARNG/USAR Officers	NA		NA		
Navy/USNR Enlisted	NA		NA		
Navy/USNR Officers	NA		NA		
Marine Corps/USMCR Enlisted	NA		NA		
Marine Corps/USMCR Officers	NA		NA		
Air Force/ANG/USAFR Enlisted	NA		NA		
Air Force/ANG/USAFR Officers	NA		NA		
Coast Guard Enlisted	NA		NA		
Coast Guard Officers	NA		NA		

Note. Percent responding are military members who answered the question; who were identified as Army, U.S. Army Reserve, or Army National Guard in the sample frame (June 2011); and who were enlisted (Q1).

NR: Not reportable

NA: Not applicable

70. What year did you complete the similar Noncommissioned Officer Education (NCOE) or Enlisted Joint Professional Military Education (EJPME) at an international school?

- | | | |
|--------------------|----------|---------|
| 1. 2001 or earlier | 2. 2002 | 3. 2003 |
| 4. 2004 | 5. 2005 | 6. 2006 |
| 7. 2007 | 8. 2008 | 9. 2009 |
| 10. 2010 | 11. 2011 | |

	Percent Responding		Percentages											Max ME
			1	2	3	4	5	6	7	8	9	10	11	
TOTAL FORCE	0	±1	NR	0°	NR	0°	0°	0°	0°	0°	0°	NR	NR	±0
Total Active Duty	0	±1	NR	0°	NR	0°	0°	0°	0°	0°	0°	NR	NR	±0
Total Reserve	NA		NA	NA	NA	NA	NA	NA	NA	NA	NA	NA	NA	
Total National Guard	0	±1	NR	0°	NR	0°	0°	0°	0°	0°	0°	NR	NR	
SERVICE/COMPONENT														
Army/ARNG/USAR	0	±1	NR	0°	NR	0°	0°	0°	0°	0°	0°	NR	NR	±0
Navy/USNR	NA		NA	NA	NA	NA	NA	NA	NA	NA	NA	NA	NA	
Marine Corps/USMCR	NA		NA	NA	NA	NA	NA	NA	NA	NA	NA	NA	NA	
Air Force/ANG/USAFR	NA		NA	NA	NA	NA	NA	NA	NA	NA	NA	NA	NA	
Coast Guard	NA		NA	NA	NA	NA	NA	NA	NA	NA	NA	NA	NA	
PAYGRADE														
Enlisted	0	±1	NR	0°	NR	0°	0°	0°	0°	0°	0°	NR	NR	±0
3 to 5 Years of Service	NA		NA	NA	NA	NA	NA	NA	NA	NA	NA	NA	NA	
6 to 9 Years of Service	0	±1	NR	0°	NR	0°	0°	0°	0°	0°	0°	NR	NR	
E1 – E4	0	±1	NR	0°	NR	0°	0°	0°	0°	0°	0°	NR	NR	
E5 – E9	0	±1	NR	0°	NR	0°	0°	0°	0°	0°	0°	NR	NR	±0
Officers	NA		NA	NA	NA	NA	NA	NA	NA	NA	NA	NA	NA	
W1 – W5	NA		NA	NA	NA	NA	NA	NA	NA	NA	NA	NA	NA	
O1 – O3	NA		NA	NA	NA	NA	NA	NA	NA	NA	NA	NA	NA	
O4 – O6	NA		NA	NA	NA	NA	NA	NA	NA	NA	NA	NA	NA	
EDUCATION														
No College	0	±1	NR	0°	NR	0°	0°	0°	0°	0°	0°	NR	NR	
Some College	0	±1	NR	0°	NR	0°	0°	0°	0°	0°	0°	NR	NR	±0
4-Year Degree	NA		NA	NA	NA	NA	NA	NA	NA	NA	NA	NA	NA	
Graduate/Professional Degree	NA		NA	NA	NA	NA	NA	NA	NA	NA	NA	NA	NA	
RACE/ETHNICITY														
Non-Hispanic White	0	±1	NR	0°	NR	0°	0°	0°	0°	0°	0°	NR	NR	
Total Minority	0	±1	NR	0°	NR	0°	0°	0°	0°	0°	0°	NR	NR	±0
Non-Hispanic Black	0	±1	NR	0°	NR	0°	0°	0°	0°	0°	0°	NR	NR	
Hispanic	1	±1	NR	0°	NR	0°	0°	0°	0°	0°	0°	NR	NR	
GENDER														
Male	0	±1	NR	0°	NR	0°	0°	0°	0°	0°	0°	NR	NR	±0
Female	0	±1	NR	0°	NR	0°	0°	0°	0°	0°	0°	NR	NR	
SERVICE/COMPONENT BY PAYGRADE														
Army/ARNG/USAR Enlisted	0	±1	NR	0°	NR	0°	0°	0°	0°	0°	0°	NR	NR	±0
Army/ARNG/USAR Officers	NA		NA	NA	NA	NA	NA	NA	NA	NA	NA	NA	NA	
Navy/USNR Enlisted	NA		NA	NA	NA	NA	NA	NA	NA	NA	NA	NA	NA	
Navy/USNR Officers	NA		NA	NA	NA	NA	NA	NA	NA	NA	NA	NA	NA	
Marine Corps/USMCR Enlisted	NA		NA	NA	NA	NA	NA	NA	NA	NA	NA	NA	NA	
Marine Corps/USMCR Officers	NA		NA	NA	NA	NA	NA	NA	NA	NA	NA	NA	NA	
Air Force/ANG/USAFR Enlisted	NA		NA	NA	NA	NA	NA	NA	NA	NA	NA	NA	NA	
Air Force/ANG/USAFR Officers	NA		NA	NA	NA	NA	NA	NA	NA	NA	NA	NA	NA	
Coast Guard Enlisted	NA		NA	NA	NA	NA	NA	NA	NA	NA	NA	NA	NA	
Coast Guard Officers	NA		NA	NA	NA	NA	NA	NA	NA	NA	NA	NA	NA	

Note. Percent responding are military members who answered the question; who were identified as Army, U.S. Army Reserve, or Army National Guard in the sample frame (June 2011); who were enlisted (Q1); and who completed similar NCOE or EJPME at an international school (Q68).

NR: Not reportable

° Response option never endorsed.

NA: Not applicable

71. Have you completed the following Enlisted Professional Military Education (EPME) and Enlisted Joint Professional Military Education (EJPME)?

- a. Introductory PME (Naval War College Navy Knowledge Online) b. Basic PME (Naval War College Navy Knowledge Online) c. Primary PME (Naval War College Navy Knowledge Online)
- d. Navy Senior Enlisted Academy (SEA, at Naval War College) e. Senior Enlisted JPME (SEJPME) Course through NDU JFSC f. CSEL KEYSTONE Course
- g. Other

	Percent Responding		Percentages							Max ME
			a	b	c	d	e	f	g	
TOTAL FORCE	14	±1	11	10	4	4	1	1	4	±4
Total Active Duty	18	±1	11	10	4	2	1	1	5	±4
Total Reserve	11	±2	NR	NR	8	11	3	3	3	±11
Total National Guard	NA		NA	NA	NA	NA	NA	NA	NA	
SERVICE/COMPONENT										
Army/ARNG/USAR	NA		NA	NA	NA	NA	NA	NA	NA	
Navy/USNR	81	±2	11	10	4	4	1	1	4	±4
Marine Corps/USMCR	NA		NA	NA	NA	NA	NA	NA	NA	
Air Force/ANG/USAFR	NA		NA	NA	NA	NA	NA	NA	NA	
Coast Guard	NA		NA	NA	NA	NA	NA	NA	NA	
PAYGRADE										
Enlisted	17	±1	11	10	4	4	1	1	4	±4
3 to 5 Years of Service	14	±3	10	10	2	1	1	1	6	±9
6 to 9 Years of Service	19	±4	17	19	6	NR	NR	NR	5	±15
E1 – E4	14	±2	16	13	3	0	0	0	5	±9
E5 – E9	19	±1	8	8	5	6	2	2	4	±4
Officers	NA		NA	NA	NA	NA	NA	NA	NA	
W1 – W5	NA		NA	NA	NA	NA	NA	NA	NA	
O1 – O3	NA		NA	NA	NA	NA	NA	NA	NA	
O4 – O6	NA		NA	NA	NA	NA	NA	NA	NA	
EDUCATION										
No College	19	±4	3	4	4	1	1	1	1	±8
Some College	16	±2	13	11	5	3	1	1	6	±5
4-Year Degree	10	±3	NR	NR	5	4	4	1	3	±9
Graduate/Professional Degree	3	±2	NR	NR	NR	NR	NR	NR	NR	
RACE/ETHNICITY										
Non-Hispanic White	11	±1	9	8	5	4	1	1	3	±5
Total Minority	18	±2	14	13	4	3	2	1	6	±7
Non-Hispanic Black	15	±3	12	12	4	6	3	NR	6	±8
Hispanic	16	±4	18	16	5	NR	NR	NR	7	±17
GENDER										
Male	13	±1	10	10	4	4	2	1	4	±5
Female	15	±3	14	12	4	2	1	NR	5	±10
SERVICE/COMPONENT BY PAYGRADE										
Army/ARNG/USAR Enlisted	NA		NA	NA	NA	NA	NA	NA	NA	
Army/ARNG/USAR Officers	NA		NA	NA	NA	NA	NA	NA	NA	
Navy/USNR Enlisted	99	±2	11	10	4	4	1	1	4	±4
Navy/USNR Officers	NA		NA	NA	NA	NA	NA	NA	NA	
Marine Corps/USMCR Enlisted	NA		NA	NA	NA	NA	NA	NA	NA	
Marine Corps/USMCR Officers	NA		NA	NA	NA	NA	NA	NA	NA	
Air Force/ANG/USAFR Enlisted	NA		NA	NA	NA	NA	NA	NA	NA	
Air Force/ANG/USAFR Officers	NA		NA	NA	NA	NA	NA	NA	NA	
Coast Guard Enlisted	NA		NA	NA	NA	NA	NA	NA	NA	
Coast Guard Officers	NA		NA	NA	NA	NA	NA	NA	NA	

Note. Percent responding are military members who answered the question, who were identified as Navy or U.S. Navy Reserve in the sample frame (June 2011), and who were enlisted (Q1).

NR: Not reportable

NA: Not applicable

72. What year did you complete the following Enlisted Professional Military Education (EPME) and Enlisted Joint Professional Military Education (EJPME)?

a. Introductory PME (Naval War College Navy Knowledge Online)

- | | | |
|--------------------|----------|---------|
| 1. 2001 or earlier | 2. 2002 | 3. 2003 |
| 4. 2004 | 5. 2005 | 6. 2006 |
| 7. 2007 | 8. 2008 | 9. 2009 |
| 10. 2010 | 11. 2011 | |

	Percent Responding		Percentages											Max ME
			1	2	3	4	5	6	7	8	9	10	11	
TOTAL FORCE	1	±1	NR	0°	0°	1	NR	6	0°	NR	14	25	29	±16
Total Active Duty	2	±1	NR	0°	0°	NR	NR	7	0°	NR	15	27	32	±17
Total Reserve	1	±2	NR	0°	0°	NR	NR	NR	0°	NR	NR	NR	NR	±0
Total National Guard	NA		NA	NA	NA	NA	NA	NA	NA	NA	NA	NA	NA	
SERVICE/COMPONENT														
Army/ARNG/USAR	NA		NA	NA	NA	NA	NA	NA	NA	NA	NA	NA	NA	
Navy/USNR	9	±3	NR	0°	0°	1	NR	6	0°	NR	14	25	29	±16
Marine Corps/USMCR	NA		NA	NA	NA	NA	NA	NA	NA	NA	NA	NA	NA	
Air Force/ANG/USAFR	NA		NA	NA	NA	NA	NA	NA	NA	NA	NA	NA	NA	
Coast Guard	NA		NA	NA	NA	NA	NA	NA	NA	NA	NA	NA	NA	
PAYGRADE														
Enlisted	2	±1	NR	0°	0°	1	NR	6	0°	NR	14	25	29	±16
3 to 5 Years of Service	1	±1	NR	0°	0°	NR	NR	NR	0°	NR	NR	NR	NR	±0
6 to 9 Years of Service	3	±3	NR	0°	0°	NR	NR	NR	0°	NR	NR	NR	NR	±0
E1 – E4	2	±2	NR	0°	0°	NR	NR	NR	0°	NR	NR	NR	NR	±0
E5 – E9	1	±1	NR	0°	0°	NR	NR	NR	0°	NR	NR	19	NR	±17
Officers	NA		NA	NA	NA	NA	NA	NA	NA	NA	NA	NA	NA	
W1 – W5	NA		NA	NA	NA	NA	NA	NA	NA	NA	NA	NA	NA	
O1 – O3	NA		NA	NA	NA	NA	NA	NA	NA	NA	NA	NA	NA	
O4 – O6	NA		NA	NA	NA	NA	NA	NA	NA	NA	NA	NA	NA	
EDUCATION														
No College	1	±1	NR	0°	0°	NR	NR	NR	0°	NR	NR	NR	NR	
Some College	2	±1	NR	0°	0°	NR	NR	NR	0°	3	19	30	27	±18
4-Year Degree	2	±2	NR	0°	0°	NR	NR	NR	0°	NR	NR	NR	NR	±0
Graduate/Professional Degree	0	±1	NR	0°	0°	NR	NR	NR	0°	NR	NR	NR	NR	
RACE/ETHNICITY														
Non-Hispanic White	1	±1	NR	0°	0°	NR	NR	NR	0°	NR	NR	NR	NR	±0
Total Minority	2	±1	NR	0°	0°	NR	NR	NR	0°	NR	NR	NR	21	±17
Non-Hispanic Black	2	±1	NR	0°	0°	NR	NR	NR	0°	NR	NR	NR	NR	±0
Hispanic	3	±3	NR	0°	0°	NR	NR	NR	0°	NR	NR	NR	NR	±0
GENDER														
Male	1	±1	1	0°	0°	NR	NR	NR	0°	NR	17	21	NR	±18
Female	2	±2	NR	0°	0°	NR	NR	NR	0°	NR	NR	NR	NR	±0
SERVICE/COMPONENT BY PAYGRADE														
Army/ARNG/USAR Enlisted	NA		NA	NA	NA	NA	NA	NA	NA	NA	NA	NA	NA	
Army/ARNG/USAR Officers	NA		NA	NA	NA	NA	NA	NA	NA	NA	NA	NA	NA	
Navy/USNR Enlisted	11	±4	NR	0°	0°	1	NR	6	0°	NR	14	25	29	±16
Navy/USNR Officers	NA		NA	NA	NA	NA	NA	NA	NA	NA	NA	NA	NA	
Marine Corps/USMCR Enlisted	NA		NA	NA	NA	NA	NA	NA	NA	NA	NA	NA	NA	
Marine Corps/USMCR Officers	NA		NA	NA	NA	NA	NA	NA	NA	NA	NA	NA	NA	
Air Force/ANG/USAFR Enlisted	NA		NA	NA	NA	NA	NA	NA	NA	NA	NA	NA	NA	
Air Force/ANG/USAFR Officers	NA		NA	NA	NA	NA	NA	NA	NA	NA	NA	NA	NA	
Coast Guard Enlisted	NA		NA	NA	NA	NA	NA	NA	NA	NA	NA	NA	NA	
Coast Guard Officers	NA		NA	NA	NA	NA	NA	NA	NA	NA	NA	NA	NA	

Note. Percent responding are military members who answered the question, who were identified as Navy or U.S. Navy Reserve in the sample frame (June 2011), who were enlisted (Q1), and who completed Introductory PME (Q71a).

NR: Not reportable

° Response option never endorsed.

NA: Not applicable

72. What year did you complete the following Enlisted Professional Military Education (EPME) and Enlisted Joint Professional Military Education (EJPME)?

b. Basic PME (Naval War College Navy Knowledge Online)

- | | | |
|--------------------|----------|---------|
| 1. 2001 or earlier | 2. 2002 | 3. 2003 |
| 4. 2004 | 5. 2005 | 6. 2006 |
| 7. 2007 | 8. 2008 | 9. 2009 |
| 10. 2010 | 11. 2011 | |

	Percent Responding		Percentages											Max ME	
			1	2	3	4	5	6	7	8	9	10	11		
TOTAL FORCE	1	±1	0°	NR	0°	NR	NR	NR	NR	NR	NR	13	18	29	±16
Total Active Duty	2	±1	0°	NR	0°	NR	NR	NR	NR	NR	NR	11	18	36	±17
Total Reserve	1	±2	0°	NR	0°	NR	NR	NR	NR	NR	NR	NR	NR	NR	±0
Total National Guard	NA		NA	NA	NA	NA	NA	NA	NA	NA	NA	NA	NA	NA	
SERVICE/COMPONENT															
Army/ARNG/USAR	NA		NA	NA	NA	NA	NA	NA	NA	NA	NA	NA	NA	NA	
Navy/USNR	8	±3	0°	NR	0°	NR	NR	NR	NR	NR	NR	13	18	29	±16
Marine Corps/USMCR	NA		NA	NA	NA	NA	NA	NA	NA	NA	NA	NA	NA	NA	
Air Force/ANG/USAFR	NA		NA	NA	NA	NA	NA	NA	NA	NA	NA	NA	NA	NA	
Coast Guard	NA		NA	NA	NA	NA	NA	NA	NA	NA	NA	NA	NA	NA	
PAYGRADE															
Enlisted	2	±1	0°	NR	0°	NR	NR	NR	NR	NR	NR	13	18	29	±16
3 to 5 Years of Service	1	±1	0°	NR	0°	NR	NR	NR	NR	NR	NR	NR	NR	NR	±0
6 to 9 Years of Service	4	±3	0°	NR	0°	NR	NR	NR	NR	NR	NR	NR	NR	NR	±0
E1 – E4	2	±1	0°	NR	0°	NR	NR	NR	NR	NR	NR	NR	NR	NR	±0
E5 – E9	1	±1	0°	NR	0°	NR	NR	NR	NR	NR	NR	NR	NR	NR	±0
Officers	NA		NA	NA	NA	NA	NA	NA	NA	NA	NA	NA	NA	NA	
W1 – W5	NA		NA	NA	NA	NA	NA	NA	NA	NA	NA	NA	NA	NA	
O1 – O3	NA		NA	NA	NA	NA	NA	NA	NA	NA	NA	NA	NA	NA	
O4 – O6	NA		NA	NA	NA	NA	NA	NA	NA	NA	NA	NA	NA	NA	
EDUCATION															
No College	1	±1	0°	NR	0°	NR	NR	NR	NR	NR	NR	NR	NR	NR	
Some College	2	±1	0°	NR	0°	NR	NR	NR	NR	NR	NR	15	18	27	±17
4-Year Degree	2	±2	0°	NR	0°	NR	NR	NR	NR	NR	NR	NR	NR	NR	±0
Graduate/Professional Degree	0	±1	0°	NR	0°	NR	NR	NR	NR	NR	NR	NR	NR	NR	
RACE/ETHNICITY															
Non-Hispanic White	1	±1	0°	NR	0°	NR	NR	NR	NR	NR	NR	NR	NR	NR	±0
Total Minority	2	±1	0°	NR	0°	NR	NR	NR	NR	NR	NR	13	NR	21	±18
Non-Hispanic Black	2	±1	0°	NR	0°	NR	NR	NR	NR	NR	NR	NR	NR	NR	±0
Hispanic	3	±3	0°	NR	0°	NR	NR	NR	NR	NR	NR	NR	NR	NR	±0
GENDER															
Male	1	±1	0°	NR	0°	NR	NR	NR	NR	NR	NR	16	16	NR	±16
Female	2	±2	0°	NR	0°	NR	NR	NR	NR	NR	NR	NR	NR	NR	±0
SERVICE/COMPONENT BY PAYGRADE															
Army/ARNG/USAR Enlisted	NA		NA	NA	NA	NA	NA	NA	NA	NA	NA	NA	NA	NA	
Army/ARNG/USAR Officers	NA		NA	NA	NA	NA	NA	NA	NA	NA	NA	NA	NA	NA	
Navy/USNR Enlisted	10	±4	0°	NR	0°	NR	NR	NR	NR	NR	NR	13	18	29	±16
Navy/USNR Officers	NA		NA	NA	NA	NA	NA	NA	NA	NA	NA	NA	NA	NA	
Marine Corps/USMCR Enlisted	NA		NA	NA	NA	NA	NA	NA	NA	NA	NA	NA	NA	NA	
Marine Corps/USMCR Officers	NA		NA	NA	NA	NA	NA	NA	NA	NA	NA	NA	NA	NA	
Air Force/ANG/USAFR Enlisted	NA		NA	NA	NA	NA	NA	NA	NA	NA	NA	NA	NA	NA	
Air Force/ANG/USAFR Officers	NA		NA	NA	NA	NA	NA	NA	NA	NA	NA	NA	NA	NA	
Coast Guard Enlisted	NA		NA	NA	NA	NA	NA	NA	NA	NA	NA	NA	NA	NA	
Coast Guard Officers	NA		NA	NA	NA	NA	NA	NA	NA	NA	NA	NA	NA	NA	

Note. Percent responding are military members who answered the question, who were identified as Navy or U.S. Navy Reserve in the sample frame (June 2011), who were enlisted (Q1), and who completed Basic PME (Q71b).

NR: Not reportable

° Response option never endorsed.

NA: Not applicable

72. What year did you complete the following Enlisted Professional Military Education (EPME) and Enlisted Joint Professional Military Education (EJPME)?

c. Primary PME (Naval War College Navy Knowledge Online)

- | | | |
|--------------------|----------|---------|
| 1. 2001 or earlier | 2. 2002 | 3. 2003 |
| 4. 2004 | 5. 2005 | 6. 2006 |
| 7. 2007 | 8. 2008 | 9. 2009 |
| 10. 2010 | 11. 2011 | |

	Percent Responding		Percentages											Max ME	
			1	2	3	4	5	6	7	8	9	10	11		
TOTAL FORCE	1	±1	0°	0°	NR	NR	0°	NR	NR	NR	NR	NR	NR	NR	±0
Total Active Duty	1	±1	0°	0°	NR	NR	0°	NR	NR	NR	NR	NR	NR	NR	±0
Total Reserve	1	±1	0°	0°	NR	NR	0°	NR	NR	NR	NR	NR	NR	NR	
Total National Guard	NA		NA	NA	NA	NA	NA	NA	NA	NA	NA	NA	NA	NA	
SERVICE/COMPONENT															
Army/ARNG/USAR	NA		NA	NA	NA	NA	NA	NA	NA	NA	NA	NA	NA	NA	
Navy/USNR	3	±2	0°	0°	NR	NR	0°	NR	NR	NR	NR	NR	NR	NR	±0
Marine Corps/USMCR	NA		NA	NA	NA	NA	NA	NA	NA	NA	NA	NA	NA	NA	
Air Force/ANG/USAFR	NA		NA	NA	NA	NA	NA	NA	NA	NA	NA	NA	NA	NA	
Coast Guard	NA		NA	NA	NA	NA	NA	NA	NA	NA	NA	NA	NA	NA	
PAYGRADE															
Enlisted	1	±1	0°	0°	NR	NR	0°	NR	NR	NR	NR	NR	NR	NR	±0
3 to 5 Years of Service	0	±1	0°	0°	NR	NR	0°	NR	NR	NR	NR	NR	NR	NR	
6 to 9 Years of Service	1	±2	0°	0°	NR	NR	0°	NR	NR	NR	NR	NR	NR	NR	
E1 – E4	0	±1	0°	0°	NR	NR	0°	NR	NR	NR	NR	NR	NR	NR	
E5 – E9	1	±1	0°	0°	NR	NR	0°	NR	NR	NR	NR	NR	NR	NR	±0
Officers	NA		NA	NA	NA	NA	NA	NA	NA	NA	NA	NA	NA	NA	
W1 – W5	NA		NA	NA	NA	NA	NA	NA	NA	NA	NA	NA	NA	NA	
O1 – O3	NA		NA	NA	NA	NA	NA	NA	NA	NA	NA	NA	NA	NA	
O4 – O6	NA		NA	NA	NA	NA	NA	NA	NA	NA	NA	NA	NA	NA	
EDUCATION															
No College	1	±1	0°	0°	NR	NR	0°	NR	NR	NR	NR	NR	NR	NR	
Some College	1	±1	0°	0°	NR	NR	0°	NR	NR	NR	NR	NR	NR	NR	±0
4-Year Degree	0	±1	0°	0°	NR	NR	0°	NR	NR	NR	NR	NR	NR	NR	±0
Graduate/Professional Degree	0	±1	0°	0°	NR	NR	0°	NR	NR	NR	NR	NR	NR	NR	
RACE/ETHNICITY															
Non-Hispanic White	1	±1	0°	0°	NR	NR	0°	NR	NR	NR	NR	NR	NR	NR	±0
Total Minority	1	±1	0°	0°	NR	NR	0°	NR	NR	NR	NR	NR	NR	NR	±0
Non-Hispanic Black	0	±1	0°	0°	NR	NR	0°	NR	NR	NR	NR	NR	NR	NR	
Hispanic	1	±2	0°	0°	NR	NR	0°	NR	NR	NR	NR	NR	NR	NR	
GENDER															
Male	1	±1	0°	0°	NR	NR	0°	NR	NR	NR	NR	NR	NR	NR	±0
Female	1	±1	0°	0°	NR	NR	0°	NR	NR	NR	NR	NR	NR	NR	
SERVICE/COMPONENT BY PAYGRADE															
Army/ARNG/USAR Enlisted	NA		NA	NA	NA	NA	NA	NA	NA	NA	NA	NA	NA	NA	
Army/ARNG/USAR Officers	NA		NA	NA	NA	NA	NA	NA	NA	NA	NA	NA	NA	NA	
Navy/USNR Enlisted	4	±2	0°	0°	NR	NR	0°	NR	NR	NR	NR	NR	NR	NR	±0
Navy/USNR Officers	NA		NA	NA	NA	NA	NA	NA	NA	NA	NA	NA	NA	NA	
Marine Corps/USMCR Enlisted	NA		NA	NA	NA	NA	NA	NA	NA	NA	NA	NA	NA	NA	
Marine Corps/USMCR Officers	NA		NA	NA	NA	NA	NA	NA	NA	NA	NA	NA	NA	NA	
Air Force/ANG/USAFR Enlisted	NA		NA	NA	NA	NA	NA	NA	NA	NA	NA	NA	NA	NA	
Air Force/ANG/USAFR Officers	NA		NA	NA	NA	NA	NA	NA	NA	NA	NA	NA	NA	NA	
Coast Guard Enlisted	NA		NA	NA	NA	NA	NA	NA	NA	NA	NA	NA	NA	NA	
Coast Guard Officers	NA		NA	NA	NA	NA	NA	NA	NA	NA	NA	NA	NA	NA	

Note. Percent responding are military members who answered the question, who were identified as Navy or U.S. Navy Reserve in the sample frame (June 2011), who were enlisted (Q1), and who completed Primary PME (Q71c).

NR: Not reportable

° Response option never endorsed.

NA: Not applicable

72. What year did you complete the following Enlisted Professional Military Education (EPME) and Enlisted Joint Professional Military Education (EJPME)?

d. Navy Senior Enlisted Academy (SEA, at Naval War College)

- | | | |
|--------------------|----------|---------|
| 1. 2001 or earlier | 2. 2002 | 3. 2003 |
| 4. 2004 | 5. 2005 | 6. 2006 |
| 7. 2007 | 8. 2008 | 9. 2009 |
| 10. 2010 | 11. 2011 | |

	Percent Responding		Percentages											Max ME	
			1	2	3	4	5	6	7	8	9	10	11		
TOTAL FORCE	0	±1	NR	0°	0°	NR	NR	NR	NR	NR	NR	NR	NR	NR	±0
Total Active Duty	0	±1	NR	0°	0°	NR	NR	NR	NR	NR	NR	NR	NR	NR	±0
Total Reserve	1	±1	NR	0°	0°	NR	NR	NR	NR	NR	NR	NR	NR	NR	±0
Total National Guard	NA		NA	NA	NA	NA	NA	NA	NA	NA	NA	NA	NA	NA	
SERVICE/COMPONENT															
Army/ARNG/USAR	NA		NA	NA	NA	NA	NA	NA	NA	NA	NA	NA	NA	NA	
Navy/USNR	3	±2	NR	0°	0°	NR	NR	NR	NR	NR	NR	NR	NR	NR	±0
Marine Corps/USMCR	NA		NA	NA	NA	NA	NA	NA	NA	NA	NA	NA	NA	NA	
Air Force/ANG/USAFR	NA		NA	NA	NA	NA	NA	NA	NA	NA	NA	NA	NA	NA	
Coast Guard	NA		NA	NA	NA	NA	NA	NA	NA	NA	NA	NA	NA	NA	
PAYGRADE															
Enlisted	1	±1	NR	0°	0°	NR	NR	NR	NR	NR	NR	NR	NR	NR	±0
3 to 5 Years of Service	NA		NA	NA	NA	NA	NA	NA	NA	NA	NA	NA	NA	NA	
6 to 9 Years of Service	NA		NA	NA	NA	NA	NA	NA	NA	NA	NA	NA	NA	NA	
E1 – E4	NA		NA	NA	NA	NA	NA	NA	NA	NA	NA	NA	NA	NA	
E5 – E9	1	±1	NR	0°	0°	NR	NR	NR	NR	NR	NR	NR	NR	NR	±0
Officers	NA		NA	NA	NA	NA	NA	NA	NA	NA	NA	NA	NA	NA	
W1 – W5	NA		NA	NA	NA	NA	NA	NA	NA	NA	NA	NA	NA	NA	
O1 – O3	NA		NA	NA	NA	NA	NA	NA	NA	NA	NA	NA	NA	NA	
O4 – O6	NA		NA	NA	NA	NA	NA	NA	NA	NA	NA	NA	NA	NA	
EDUCATION															
No College	0	±1	NR	0°	0°	NR	NR	NR	NR	NR	NR	NR	NR	NR	
Some College	0	±1	NR	0°	0°	NR	NR	NR	NR	NR	NR	NR	NR	NR	±0
4-Year Degree	0	±1	NR	0°	0°	NR	NR	NR	NR	NR	NR	NR	NR	NR	
Graduate/Professional Degree	1	±2	NR	0°	0°	NR	NR	NR	NR	NR	NR	NR	NR	NR	
RACE/ETHNICITY															
Non-Hispanic White	0	±1	NR	0°	0°	NR	NR	NR	NR	NR	NR	NR	NR	NR	±0
Total Minority	0	±1	NR	0°	0°	NR	NR	NR	NR	NR	NR	NR	NR	NR	±0
Non-Hispanic Black	1	±1	NR	0°	0°	NR	NR	NR	NR	NR	NR	NR	NR	NR	±0
Hispanic	0	±1	NR	0°	0°	NR	NR	NR	NR	NR	NR	NR	NR	NR	
GENDER															
Male	0	±1	NR	0°	0°	NR	NR	NR	NR	NR	NR	NR	NR	NR	±0
Female	0	±1	NR	0°	0°	NR	NR	NR	NR	NR	NR	NR	NR	NR	
SERVICE/COMPONENT BY PAYGRADE															
Army/ARNG/USAR Enlisted	NA		NA	NA	NA	NA	NA	NA	NA	NA	NA	NA	NA	NA	
Army/ARNG/USAR Officers	NA		NA	NA	NA	NA	NA	NA	NA	NA	NA	NA	NA	NA	
Navy/USNR Enlisted	3	±2	NR	0°	0°	NR	NR	NR	NR	NR	NR	NR	NR	NR	±0
Navy/USNR Officers	NA		NA	NA	NA	NA	NA	NA	NA	NA	NA	NA	NA	NA	
Marine Corps/USMCR Enlisted	NA		NA	NA	NA	NA	NA	NA	NA	NA	NA	NA	NA	NA	
Marine Corps/USMCR Officers	NA		NA	NA	NA	NA	NA	NA	NA	NA	NA	NA	NA	NA	
Air Force/ANG/USAFR Enlisted	NA		NA	NA	NA	NA	NA	NA	NA	NA	NA	NA	NA	NA	
Air Force/ANG/USAFR Officers	NA		NA	NA	NA	NA	NA	NA	NA	NA	NA	NA	NA	NA	
Coast Guard Enlisted	NA		NA	NA	NA	NA	NA	NA	NA	NA	NA	NA	NA	NA	
Coast Guard Officers	NA		NA	NA	NA	NA	NA	NA	NA	NA	NA	NA	NA	NA	

Note. Percent responding are military members who answered the question, who were identified as Navy or U.S. Navy Reserve in the sample frame (June 2011), who were enlisted (Q1), and who completed SEA (Q71d).

NR: Not reportable

° Response option never endorsed.

NA: Not applicable

72. What year did you complete the following Enlisted Professional Military Education (EPME) and Enlisted Joint Professional Military Education (EJPME)?

e. Senior Enlisted JPME (SEJPME) Course through NDU JFSC

- | | | |
|--------------------|----------|---------|
| 1. 2001 or earlier | 2. 2002 | 3. 2003 |
| 4. 2004 | 5. 2005 | 6. 2006 |
| 7. 2007 | 8. 2008 | 9. 2009 |
| 10. 2010 | 11. 2011 | |

	Percent Responding		Percentages											Max ME
			1	2	3	4	5	6	7	8	9	10	11	
TOTAL FORCE	0	±1	NR	NR	0°	0°	0°	0°	NR	NR	NR	0°	NR	±0
Total Active Duty	0	±1	NR	NR	0°	0°	0°	0°	NR	NR	NR	0°	NR	±0
Total Reserve	0	±1	NR	NR	0°	0°	0°	0°	NR	NR	NR	0°	NR	
Total National Guard	NA		NA	NA	NA	NA	NA	NA	NA	NA	NA	NA	NA	
SERVICE/COMPONENT														
Army/ARNG/USAR	NA		NA	NA	NA	NA	NA	NA	NA	NA	NA	NA	NA	
Navy/USNR	1	±1	NR	NR	0°	0°	0°	0°	NR	NR	NR	0°	NR	±0
Marine Corps/USMCR	NA		NA	NA	NA	NA	NA	NA	NA	NA	NA	NA	NA	
Air Force/ANG/USAFR	NA		NA	NA	NA	NA	NA	NA	NA	NA	NA	NA	NA	
Coast Guard	NA		NA	NA	NA	NA	NA	NA	NA	NA	NA	NA	NA	
PAYGRADE														
Enlisted	0	±1	NR	NR	0°	0°	0°	0°	NR	NR	NR	0°	NR	±0
3 to 5 Years of Service	NA		NA	NA	NA	NA	NA	NA	NA	NA	NA	NA	NA	
6 to 9 Years of Service	NA		NA	NA	NA	NA	NA	NA	NA	NA	NA	NA	NA	
E1 – E4	NA		NA	NA	NA	NA	NA	NA	NA	NA	NA	NA	NA	
E5 – E9	0	±1	NR	NR	0°	0°	0°	0°	NR	NR	NR	0°	NR	±0
Officers	NA		NA	NA	NA	NA	NA	NA	NA	NA	NA	NA	NA	
W1 – W5	NA		NA	NA	NA	NA	NA	NA	NA	NA	NA	NA	NA	
O1 – O3	NA		NA	NA	NA	NA	NA	NA	NA	NA	NA	NA	NA	
O4 – O6	NA		NA	NA	NA	NA	NA	NA	NA	NA	NA	NA	NA	
EDUCATION														
No College	0	±1	NR	NR	0°	0°	0°	0°	NR	NR	NR	0°	NR	
Some College	0	±1	NR	NR	0°	0°	0°	0°	NR	NR	NR	0°	NR	
4-Year Degree	0	±1	NR	NR	0°	0°	0°	0°	NR	NR	NR	0°	NR	
Graduate/Professional Degree	0	±1	NR	NR	0°	0°	0°	0°	NR	NR	NR	0°	NR	
RACE/ETHNICITY														
Non-Hispanic White	0	±1	NR	NR	0°	0°	0°	0°	NR	NR	NR	0°	NR	
Total Minority	0	±1	NR	NR	0°	0°	0°	0°	NR	NR	NR	0°	NR	
Non-Hispanic Black	0	±1	NR	NR	0°	0°	0°	0°	NR	NR	NR	0°	NR	
Hispanic	0	±1	NR	NR	0°	0°	0°	0°	NR	NR	NR	0°	NR	
GENDER														
Male	0	±1	NR	NR	0°	0°	0°	0°	NR	NR	NR	0°	NR	±0
Female	0	±1	NR	NR	0°	0°	0°	0°	NR	NR	NR	0°	NR	
SERVICE/COMPONENT BY PAYGRADE														
Army/ARNG/USAR Enlisted	NA		NA	NA	NA	NA	NA	NA	NA	NA	NA	NA	NA	
Army/ARNG/USAR Officers	NA		NA	NA	NA	NA	NA	NA	NA	NA	NA	NA	NA	
Navy/USNR Enlisted	1	±1	NR	NR	0°	0°	0°	0°	NR	NR	NR	0°	NR	±0
Navy/USNR Officers	NA		NA	NA	NA	NA	NA	NA	NA	NA	NA	NA	NA	
Marine Corps/USMCR Enlisted	NA		NA	NA	NA	NA	NA	NA	NA	NA	NA	NA	NA	
Marine Corps/USMCR Officers	NA		NA	NA	NA	NA	NA	NA	NA	NA	NA	NA	NA	
Air Force/ANG/USAFR Enlisted	NA		NA	NA	NA	NA	NA	NA	NA	NA	NA	NA	NA	
Air Force/ANG/USAFR Officers	NA		NA	NA	NA	NA	NA	NA	NA	NA	NA	NA	NA	
Coast Guard Enlisted	NA		NA	NA	NA	NA	NA	NA	NA	NA	NA	NA	NA	
Coast Guard Officers	NA		NA	NA	NA	NA	NA	NA	NA	NA	NA	NA	NA	

Note. Percent responding are military members who answered the question, who were identified as Navy or U.S. Navy Reserve in the sample frame (June 2011), who were enlisted (Q1), and who completed SEJPME Course through NDU JFSC (Q71e).

NR: Not reportable

° Response option never endorsed.

NA: Not applicable

72. What year did you complete the following Enlisted Professional Military Education (EPME) and Enlisted Joint Professional Military Education (EJPME)?

f. CSEL KEYSTONE Course

- | | | |
|--------------------|----------|---------|
| 1. 2001 or earlier | 2. 2002 | 3. 2003 |
| 4. 2004 | 5. 2005 | 6. 2006 |
| 7. 2007 | 8. 2008 | 9. 2009 |
| 10. 2010 | 11. 2011 | |

	Percent Responding		Percentages											Max ME
			1	2	3	4	5	6	7	8	9	10	11	
TOTAL FORCE	0	±1	0°	0°	0°	0°	NR	0°	0°	NR	NR	0°	NR	±0
Total Active Duty	0	±1	0°	0°	0°	0°	NR	0°	0°	NR	NR	0°	NR	±0
Total Reserve	0	±1	0°	0°	0°	0°	NR	0°	0°	NR	NR	0°	NR	
Total National Guard	NA		NA	NA	NA	NA	NA	NA	NA	NA	NA	NA	NA	
SERVICE/COMPONENT														
Army/ARNG/USAR	NA		NA	NA	NA	NA	NA	NA	NA	NA	NA	NA	NA	
Navy/USNR	1	±1	0°	0°	0°	0°	NR	0°	0°	NR	NR	0°	NR	±0
Marine Corps/USMCR	NA		NA	NA	NA	NA	NA	NA	NA	NA	NA	NA	NA	
Air Force/ANG/USAFR	NA		NA	NA	NA	NA	NA	NA	NA	NA	NA	NA	NA	
Coast Guard	NA		NA	NA	NA	NA	NA	NA	NA	NA	NA	NA	NA	
PAYGRADE														
Enlisted	0	±1	0°	0°	0°	0°	NR	0°	0°	NR	NR	0°	NR	±0
3 to 5 Years of Service	NA		NA	NA	NA	NA	NA	NA	NA	NA	NA	NA	NA	
6 to 9 Years of Service	NA		NA	NA	NA	NA	NA	NA	NA	NA	NA	NA	NA	
E1 – E4	NA		NA	NA	NA	NA	NA	NA	NA	NA	NA	NA	NA	
E5 – E9	0	±1	0°	0°	0°	0°	NR	0°	0°	NR	NR	0°	NR	±0
Officers	NA		NA	NA	NA	NA	NA	NA	NA	NA	NA	NA	NA	
W1 – W5	NA		NA	NA	NA	NA	NA	NA	NA	NA	NA	NA	NA	
O1 – O3	NA		NA	NA	NA	NA	NA	NA	NA	NA	NA	NA	NA	
O4 – O6	NA		NA	NA	NA	NA	NA	NA	NA	NA	NA	NA	NA	
EDUCATION														
No College	0	±1	0°	0°	0°	0°	NR	0°	0°	NR	NR	0°	NR	
Some College	0	±1	0°	0°	0°	0°	NR	0°	0°	NR	NR	0°	NR	
4-Year Degree	0	±1	0°	0°	0°	0°	NR	0°	0°	NR	NR	0°	NR	
Graduate/Professional Degree	0	±1	0°	0°	0°	0°	NR	0°	0°	NR	NR	0°	NR	
RACE/ETHNICITY														
Non-Hispanic White	0	±1	0°	0°	0°	0°	NR	0°	0°	NR	NR	0°	NR	±0
Total Minority	0	±1	0°	0°	0°	0°	NR	0°	0°	NR	NR	0°	NR	
Non-Hispanic Black	NA		NA	NA	NA	NA	NA	NA	NA	NA	NA	NA	NA	
Hispanic	0	±1	0°	0°	0°	0°	NR	0°	0°	NR	NR	0°	NR	
GENDER														
Male	0	±1	0°	0°	0°	0°	NR	0°	0°	NR	NR	0°	NR	±0
Female	NA		NA	NA	NA	NA	NA	NA	NA	NA	NA	NA	NA	
SERVICE/COMPONENT BY PAYGRADE														
Army/ARNG/USAR Enlisted	NA		NA	NA	NA	NA	NA	NA	NA	NA	NA	NA	NA	
Army/ARNG/USAR Officers	NA		NA	NA	NA	NA	NA	NA	NA	NA	NA	NA	NA	
Navy/USNR Enlisted	1	±1	0°	0°	0°	0°	NR	0°	0°	NR	NR	0°	NR	±0
Navy/USNR Officers	NA		NA	NA	NA	NA	NA	NA	NA	NA	NA	NA	NA	
Marine Corps/USMCR Enlisted	NA		NA	NA	NA	NA	NA	NA	NA	NA	NA	NA	NA	
Marine Corps/USMCR Officers	NA		NA	NA	NA	NA	NA	NA	NA	NA	NA	NA	NA	
Air Force/ANG/USAFR Enlisted	NA		NA	NA	NA	NA	NA	NA	NA	NA	NA	NA	NA	
Air Force/ANG/USAFR Officers	NA		NA	NA	NA	NA	NA	NA	NA	NA	NA	NA	NA	
Coast Guard Enlisted	NA		NA	NA	NA	NA	NA	NA	NA	NA	NA	NA	NA	
Coast Guard Officers	NA		NA	NA	NA	NA	NA	NA	NA	NA	NA	NA	NA	

Note. Percent responding are military members who answered the question, who were identified as Navy or U.S. Navy Reserve in the sample frame (June 2011), who were enlisted (Q1), and who completed the CSEL KEYSTONE Course (Q71f).

NR: Not reportable

° Response option never endorsed.

NA: Not applicable

72. What year did you complete the following Enlisted Professional Military Education (EPME) and Enlisted Joint Professional Military Education (EJPME)?

g. Other

- | | | |
|--------------------|----------|---------|
| 1. 2001 or earlier | 2. 2002 | 3. 2003 |
| 4. 2004 | 5. 2005 | 6. 2006 |
| 7. 2007 | 8. 2008 | 9. 2009 |
| 10. 2010 | 11. 2011 | |

	Percent Responding		Percentages											Max ME
			1	2	3	4	5	6	7	8	9	10	11	
TOTAL FORCE	0	±1	NR	0°	0°	0°	NR	0°	NR	0°	NR	NR	NR	±0
Total Active Duty	1	±1	NR	0°	0°	0°	NR	0°	NR	0°	NR	NR	NR	±0
Total Reserve	0	±1	NR	0°	0°	0°	NR	0°	NR	0°	NR	NR	NR	
Total National Guard	NA		NA	NA	NA	NA	NA	NA	NA	NA	NA	NA	NA	
SERVICE/COMPONENT														
Army/ARNG/USAR	NA		NA	NA	NA	NA	NA	NA	NA	NA	NA	NA	NA	
Navy/USNR	2	±2	NR	0°	0°	0°	NR	0°	NR	0°	NR	NR	NR	±0
Marine Corps/USMCR	NA		NA	NA	NA	NA	NA	NA	NA	NA	NA	NA	NA	
Air Force/ANG/USAFR	NA		NA	NA	NA	NA	NA	NA	NA	NA	NA	NA	NA	
Coast Guard	NA		NA	NA	NA	NA	NA	NA	NA	NA	NA	NA	NA	
PAYGRADE														
Enlisted	1	±1	NR	0°	0°	0°	NR	0°	NR	0°	NR	NR	NR	±0
3 to 5 Years of Service	0	±1	NR	0°	0°	0°	NR	0°	NR	0°	NR	NR	NR	
6 to 9 Years of Service	1	±1	NR	0°	0°	0°	NR	0°	NR	0°	NR	NR	NR	
E1 – E4	0	±1	NR	0°	0°	0°	NR	0°	NR	0°	NR	NR	NR	±0
E5 – E9	1	±1	NR	0°	0°	0°	NR	0°	NR	0°	NR	NR	NR	±0
Officers	NA		NA	NA	NA	NA	NA	NA	NA	NA	NA	NA	NA	
W1 – W5	NA		NA	NA	NA	NA	NA	NA	NA	NA	NA	NA	NA	
O1 – O3	NA		NA	NA	NA	NA	NA	NA	NA	NA	NA	NA	NA	
O4 – O6	NA		NA	NA	NA	NA	NA	NA	NA	NA	NA	NA	NA	
EDUCATION														
No College	0	±1	NR	0°	0°	0°	NR	0°	NR	0°	NR	NR	NR	
Some College	1	±1	NR	0°	0°	0°	NR	0°	NR	0°	NR	NR	NR	±0
4-Year Degree	0	±1	NR	0°	0°	0°	NR	0°	NR	0°	NR	NR	NR	
Graduate/Professional Degree	NA		NA	NA	NA	NA	NA	NA	NA	NA	NA	NA	NA	
RACE/ETHNICITY														
Non-Hispanic White	0	±1	NR	0°	0°	0°	NR	0°	NR	0°	NR	NR	NR	±0
Total Minority	1	±1	NR	0°	0°	0°	NR	0°	NR	0°	NR	NR	NR	±0
Non-Hispanic Black	0	±1	NR	0°	0°	0°	NR	0°	NR	0°	NR	NR	NR	
Hispanic	1	±1	NR	0°	0°	0°	NR	0°	NR	0°	NR	NR	NR	
GENDER														
Male	0	±1	NR	0°	0°	0°	NR	0°	NR	0°	NR	NR	NR	±0
Female	0	±1	NR	0°	0°	0°	NR	0°	NR	0°	NR	NR	NR	
SERVICE/COMPONENT BY PAYGRADE														
Army/ARNG/USAR Enlisted	NA		NA	NA	NA	NA	NA	NA	NA	NA	NA	NA	NA	
Army/ARNG/USAR Officers	NA		NA	NA	NA	NA	NA	NA	NA	NA	NA	NA	NA	
Navy/USNR Enlisted	3	±2	NR	0°	0°	0°	NR	0°	NR	0°	NR	NR	NR	±0
Navy/USNR Officers	NA		NA	NA	NA	NA	NA	NA	NA	NA	NA	NA	NA	
Marine Corps/USMCR Enlisted	NA		NA	NA	NA	NA	NA	NA	NA	NA	NA	NA	NA	
Marine Corps/USMCR Officers	NA		NA	NA	NA	NA	NA	NA	NA	NA	NA	NA	NA	
Air Force/ANG/USAFR Enlisted	NA		NA	NA	NA	NA	NA	NA	NA	NA	NA	NA	NA	
Air Force/ANG/USAFR Officers	NA		NA	NA	NA	NA	NA	NA	NA	NA	NA	NA	NA	
Coast Guard Enlisted	NA		NA	NA	NA	NA	NA	NA	NA	NA	NA	NA	NA	
Coast Guard Officers	NA		NA	NA	NA	NA	NA	NA	NA	NA	NA	NA	NA	

Note. Percent responding are military members who answered the question, who were identified as Navy or U.S. Navy Reserve in the sample frame (June 2011), who were enlisted (Q1), and who completed EPME or EJPME not listed in Q71 (Q71g).

NR: Not reportable

° Response option never endorsed.

NA: Not applicable

73. Have you taken any similar Enlisted Professional Military Education (EPME) or Enlisted Joint Professional Military Education (EJPME) at a sister Service school?

	Percent Responding		Percentages	Max ME	Percentage Reporting Yes
			Yes		
TOTAL FORCE	14	±1	2	±2	
Total Active Duty	18	±1	2	±2	
Total Reserve	11	±2	NR		
Total National Guard	NA		NA		
SERVICE/COMPONENT					
Army/ARNG/USAR	NA		NA		
Navy/USNR	80	±2	2	±2	
Marine Corps/USMCR	NA		NA		
Air Force/ANG/USAFR	NA		NA		
Coast Guard	NA		NA		
PAYGRADE					
Enlisted	16	±1	2	±2	
3 to 5 Years of Service	13	±3	1	±7	
6 to 9 Years of Service	19	±4	4	±9	
E1 – E4	14	±2	2	±5	
E5 – E9	19	±1	2	±2	
Officers	NA		NA		
W1 – W5	NA		NA		
O1 – O3	NA		NA		
O4 – O6	NA		NA		
EDUCATION					
No College	19	±4	2	±4	
Some College	16	±2	2	±2	
4-Year Degree	10	±3	4	±12	
Graduate/Professional Degree	3	±2	NR		
RACE/ETHNICITY					
Non-Hispanic White	11	±1	2	±4	
Total Minority	18	±2	2	±3	
Non-Hispanic Black	15	±2	1	±4	
Hispanic	16	±4	3	±6	
GENDER					
Male	13	±1	2	±3	
Female	15	±3	1	±5	
SERVICE/COMPONENT BY PAYGRADE					
Army/ARNG/USAR Enlisted	NA		NA		
Army/ARNG/USAR Officers	NA		NA		
Navy/USNR Enlisted	98	±2	2	±2	
Navy/USNR Officers	NA		NA		
Marine Corps/USMCR Enlisted	NA		NA		
Marine Corps/USMCR Officers	NA		NA		
Air Force/ANG/USAFR Enlisted	NA		NA		
Air Force/ANG/USAFR Officers	NA		NA		
Coast Guard Enlisted	NA		NA		
Coast Guard Officers	NA		NA		

Note. Percent responding are military members who answered the question, who were identified as Navy or U.S. Navy Reserve in the sample frame (June 2011), and who were enlisted (Q1).

NR: Not reportable

NA: Not applicable

75. What year did you complete the similar Enlisted Professional Military Education (EPME) or Enlisted Joint Professional Military Education (EJPME) at a sister Service school?

- | | | |
|--------------------|----------|---------|
| 1. 2001 or earlier | 2. 2002 | 3. 2003 |
| 4. 2004 | 5. 2005 | 6. 2006 |
| 7. 2007 | 8. 2008 | 9. 2009 |
| 10. 2010 | 11. 2011 | |

	Percent Responding		Percentages											Max ME
			1	2	3	4	5	6	7	8	9	10	11	
TOTAL FORCE	0	±1	NR	0°	0°	NR	NR	NR	0°	NR	NR	0°	NR	±0
Total Active Duty	0	±1	NR	0°	0°	NR	NR	NR	0°	NR	NR	0°	NR	±0
Total Reserve	NA		NA	NA	NA	NA	NA	NA	NA	NA	NA	NA	NA	
Total National Guard	NA		NA	NA	NA	NA	NA	NA	NA	NA	NA	NA	NA	
SERVICE/COMPONENT														
Army/ARNG/USAR	NA		NA	NA	NA	NA	NA	NA	NA	NA	NA	NA	NA	
Navy/USNR	1	±1	NR	0°	0°	NR	NR	NR	0°	NR	NR	0°	NR	±0
Marine Corps/USMCR	NA		NA	NA	NA	NA	NA	NA	NA	NA	NA	NA	NA	
Air Force/ANG/USAFR	NA		NA	NA	NA	NA	NA	NA	NA	NA	NA	NA	NA	
Coast Guard	NA		NA	NA	NA	NA	NA	NA	NA	NA	NA	NA	NA	
PAYGRADE														
Enlisted	0	±1	NR	0°	0°	NR	NR	NR	0°	NR	NR	0°	NR	±0
3 to 5 Years of Service	0	±1	NR	0°	0°	NR	NR	NR	0°	NR	NR	0°	NR	
6 to 9 Years of Service	1	±1	NR	0°	0°	NR	NR	NR	0°	NR	NR	0°	NR	
E1 – E4	0	±1	NR	0°	0°	NR	NR	NR	0°	NR	NR	0°	NR	
E5 – E9	0	±1	NR	0°	0°	NR	NR	NR	0°	NR	NR	0°	NR	±0
Officers	NA		NA	NA	NA	NA	NA	NA	NA	NA	NA	NA	NA	
W1 – W5	NA		NA	NA	NA	NA	NA	NA	NA	NA	NA	NA	NA	
O1 – O3	NA		NA	NA	NA	NA	NA	NA	NA	NA	NA	NA	NA	
O4 – O6	NA		NA	NA	NA	NA	NA	NA	NA	NA	NA	NA	NA	
EDUCATION														
No College	0	±1	NR	0°	0°	NR	NR	NR	0°	NR	NR	0°	NR	
Some College	0	±1	NR	0°	0°	NR	NR	NR	0°	NR	NR	0°	NR	±0
4-Year Degree	0	±1	NR	0°	0°	NR	NR	NR	0°	NR	NR	0°	NR	
Graduate/Professional Degree	0	±1	NR	0°	0°	NR	NR	NR	0°	NR	NR	0°	NR	
RACE/ETHNICITY														
Non-Hispanic White	0	±1	NR	0°	0°	NR	NR	NR	0°	NR	NR	0°	NR	
Total Minority	0	±1	NR	0°	0°	NR	NR	NR	0°	NR	NR	0°	NR	±0
Non-Hispanic Black	0	±1	NR	0°	0°	NR	NR	NR	0°	NR	NR	0°	NR	
Hispanic	0	±1	NR	0°	0°	NR	NR	NR	0°	NR	NR	0°	NR	
GENDER														
Male	0	±1	NR	0°	0°	NR	NR	NR	0°	NR	NR	0°	NR	±0
Female	0	±1	NR	0°	0°	NR	NR	NR	0°	NR	NR	0°	NR	
SERVICE/COMPONENT BY PAYGRADE														
Army/ARNG/USAR Enlisted	NA		NA	NA	NA	NA	NA	NA	NA	NA	NA	NA	NA	
Army/ARNG/USAR Officers	NA		NA	NA	NA	NA	NA	NA	NA	NA	NA	NA	NA	
Navy/USNR Enlisted	2	±2	NR	0°	0°	NR	NR	NR	0°	NR	NR	0°	NR	±0
Navy/USNR Officers	NA		NA	NA	NA	NA	NA	NA	NA	NA	NA	NA	NA	
Marine Corps/USMCR Enlisted	NA		NA	NA	NA	NA	NA	NA	NA	NA	NA	NA	NA	
Marine Corps/USMCR Officers	NA		NA	NA	NA	NA	NA	NA	NA	NA	NA	NA	NA	
Air Force/ANG/USAFR Enlisted	NA		NA	NA	NA	NA	NA	NA	NA	NA	NA	NA	NA	
Air Force/ANG/USAFR Officers	NA		NA	NA	NA	NA	NA	NA	NA	NA	NA	NA	NA	
Coast Guard Enlisted	NA		NA	NA	NA	NA	NA	NA	NA	NA	NA	NA	NA	
Coast Guard Officers	NA		NA	NA	NA	NA	NA	NA	NA	NA	NA	NA	NA	

Note. Percent responding are military members who answered the question, who were identified as Navy or U.S. Navy Reserve in the sample frame (June 2011), who were enlisted (Q1), and who completed similar EPME or EJPME at a sister Service school (Q73).

NR: Not reportable

° Response option never endorsed.

NA: Not applicable

76. Have you taken any similar Enlisted Professional Military Education (EPME) or Enlisted Joint Professional Military Education (EJPME) at an international school?

	Percent Responding		Percentages	Max ME	Percentage Reporting Yes
			Yes		
TOTAL FORCE	14	±1	1	±1	
Total Active Duty	18	±1	1	±1	
Total Reserve	11	±2	NR		
Total National Guard	NA		NA		
SERVICE/COMPONENT					
Army/ARNG/USAR	NA		NA		
Navy/USNR	80	±2	1	±1	
Marine Corps/USMCR	NA		NA		
Air Force/ANG/USAFR	NA		NA		
Coast Guard	NA		NA		
PAYGRADE					
Enlisted	16	±1	1	±1	
3 to 5 Years of Service	13	±3	1	±5	
6 to 9 Years of Service	19	±4	1	±4	
E1 – E4	14	±2	0	±0	
E5 – E9	19	±1	1	±2	
Officers	NA		NA		
W1 – W5	NA		NA		
O1 – O3	NA		NA		
O4 – O6	NA		NA		
EDUCATION					
No College	19	±4	0	±3	
Some College	15	±2	0	±2	
4-Year Degree	10	±3	1	±7	
Graduate/Professional Degree	3	±2	NR		
RACE/ETHNICITY					
Non-Hispanic White	11	±1	0	±2	
Total Minority	18	±2	1	±2	
Non-Hispanic Black	15	±3	1	±4	
Hispanic	16	±4	NR		
GENDER					
Male	13	±1	1	±2	
Female	15	±3	NR		
SERVICE/COMPONENT BY PAYGRADE					
Army/ARNG/USAR Enlisted	NA		NA		
Army/ARNG/USAR Officers	NA		NA		
Navy/USNR Enlisted	98	±2	1	±1	
Navy/USNR Officers	NA		NA		
Marine Corps/USMCR Enlisted	NA		NA		
Marine Corps/USMCR Officers	NA		NA		
Air Force/ANG/USAFR Enlisted	NA		NA		
Air Force/ANG/USAFR Officers	NA		NA		
Coast Guard Enlisted	NA		NA		
Coast Guard Officers	NA		NA		

Note. Percent responding are military members who answered the question, who were identified as Navy or U.S. Navy Reserve in the sample frame (June 2011), and who were enlisted (Q1).

NR: Not reportable

NA: Not applicable

78. What year did you complete the similar Enlisted Professional Military Education (EPME) or Enlisted Joint Professional Military Education (EJPME) at an international school?

- | | | |
|--------------------|----------|---------|
| 1. 2001 or earlier | 2. 2002 | 3. 2003 |
| 4. 2004 | 5. 2005 | 6. 2006 |
| 7. 2007 | 8. 2008 | 9. 2009 |
| 10. 2010 | 11. 2011 | |

	Percent Responding		Percentages											Max ME
			1	2	3	4	5	6	7	8	9	10	11	
TOTAL FORCE	0	±1	NR	0°	0°	NR	0°	0°	0°	NR	0°	0°	0°	
Total Active Duty	0	±1	NR	0°	0°	NR	0°	0°	0°	NR	0°	0°	0°	
Total Reserve	NA		NA	NA	NA	NA	NA	NA	NA	NA	NA	NA	NA	
Total National Guard	NA		NA	NA	NA	NA	NA	NA	NA	NA	NA	NA	NA	
SERVICE/COMPONENT														
Army/ARNG/USAR	NA		NA	NA	NA	NA	NA	NA	NA	NA	NA	NA	NA	
Navy/USNR	0	±1	NR	0°	0°	NR	0°	0°	0°	NR	0°	0°	0°	
Marine Corps/USMCR	NA		NA	NA	NA	NA	NA	NA	NA	NA	NA	NA	NA	
Air Force/ANG/USAFR	NA		NA	NA	NA	NA	NA	NA	NA	NA	NA	NA	NA	
Coast Guard	NA		NA	NA	NA	NA	NA	NA	NA	NA	NA	NA	NA	
PAYGRADE														
Enlisted	0	±1	NR	0°	0°	NR	0°	0°	0°	NR	0°	0°	0°	
3 to 5 Years of Service	0	±1	NR	0°	0°	NR	0°	0°	0°	NR	0°	0°	0°	
6 to 9 Years of Service	NA		NA	NA	NA	NA	NA	NA	NA	NA	NA	NA	NA	
E1 – E4	NA		NA	NA	NA	NA	NA	NA	NA	NA	NA	NA	NA	
E5 – E9	0	±1	NR	0°	0°	NR	0°	0°	0°	NR	0°	0°	0°	
Officers	NA		NA	NA	NA	NA	NA	NA	NA	NA	NA	NA	NA	
W1 – W5	NA		NA	NA	NA	NA	NA	NA	NA	NA	NA	NA	NA	
O1 – O3	NA		NA	NA	NA	NA	NA	NA	NA	NA	NA	NA	NA	
O4 – O6	NA		NA	NA	NA	NA	NA	NA	NA	NA	NA	NA	NA	
EDUCATION														
No College	NA		NA	NA	NA	NA	NA	NA	NA	NA	NA	NA	NA	
Some College	0	±1	NR	0°	0°	NR	0°	0°	0°	NR	0°	0°	0°	
4-Year Degree	0	±1	NR	0°	0°	NR	0°	0°	0°	NR	0°	0°	0°	
Graduate/Professional Degree	NA		NA	NA	NA	NA	NA	NA	NA	NA	NA	NA	NA	
RACE/ETHNICITY														
Non-Hispanic White	0	±1	NR	0°	0°	NR	0°	0°	0°	NR	0°	0°	0°	
Total Minority	0	±1	NR	0°	0°	NR	0°	0°	0°	NR	0°	0°	0°	
Non-Hispanic Black	0	±1	NR	0°	0°	NR	0°	0°	0°	NR	0°	0°	0°	
Hispanic	NA		NA	NA	NA	NA	NA	NA	NA	NA	NA	NA	NA	
GENDER														
Male	0	±1	NR	0°	0°	NR	0°	0°	0°	NR	0°	0°	0°	
Female	NA		NA	NA	NA	NA	NA	NA	NA	NA	NA	NA	NA	
SERVICE/COMPONENT BY PAYGRADE														
Army/ARNG/USAR Enlisted	NA		NA	NA	NA	NA	NA	NA	NA	NA	NA	NA	NA	
Army/ARNG/USAR Officers	NA		NA	NA	NA	NA	NA	NA	NA	NA	NA	NA	NA	
Navy/USNR Enlisted	0	±1	NR	0°	0°	NR	0°	0°	0°	NR	0°	0°	0°	
Navy/USNR Officers	NA		NA	NA	NA	NA	NA	NA	NA	NA	NA	NA	NA	
Marine Corps/USMCR Enlisted	NA		NA	NA	NA	NA	NA	NA	NA	NA	NA	NA	NA	
Marine Corps/USMCR Officers	NA		NA	NA	NA	NA	NA	NA	NA	NA	NA	NA	NA	
Air Force/ANG/USAFR Enlisted	NA		NA	NA	NA	NA	NA	NA	NA	NA	NA	NA	NA	
Air Force/ANG/USAFR Officers	NA		NA	NA	NA	NA	NA	NA	NA	NA	NA	NA	NA	
Coast Guard Enlisted	NA		NA	NA	NA	NA	NA	NA	NA	NA	NA	NA	NA	
Coast Guard Officers	NA		NA	NA	NA	NA	NA	NA	NA	NA	NA	NA	NA	

Note. Percent responding are military members who answered the question, who were identified as Navy or U.S. Navy Reserve in the sample frame (June 2011), who were enlisted (Q1), and who completed similar EPME or EJPME at an international school (Q76).

NR: Not reportable

° Response option never endorsed.

NA: Not applicable

79. Have you completed the following professional development courses?

- a. Recruit Training
- b. Chief Petty Officer (CPO) Academy
- c. Company Commander School
- d. Leadership and Management School (LAMS)
- e. Senior Enlisted Leadership Course
- f. Air Force Senior Noncommissioned Officer Academy (AFSNOA)
- g. Army Sergeants Major Academy
- h. Navy Command Master Chief Course (NCCM)
- i. Senior Enlisted Academy (SEA)
- j. Senior Enlisted JPME (SEJPME) Course through NDU JFSC
- k. CSEL KEYSTONE Course
- l. Other

	Percent Responding		Percentages											Max ME	
			a	b	c	d	e	f	g	h	i	j	k		l
TOTAL FORCE	1	±1	88	14	1	59	6	1	0°	0°	1	3	0	12	±5
Total Active Duty	2	±1	88	14	1	59	6	1	0°	0°	1	3	0	12	±5
Total Reserve	NA		NA	NA	NA	NA	NA	NA	NA	NA	NA	NA	NA	NA	
Total National Guard	NA		NA	NA	NA	NA	NA	NA	NA	NA	NA	NA	NA	NA	
SERVICE/COMPONENT															
Army/ARNG/USAR	NA		NA	NA	NA	NA	NA	NA	NA	NA	NA	NA	NA	NA	
Navy/USNR	NA		NA	NA	NA	NA	NA	NA	NA	NA	NA	NA	NA	NA	
Marine Corps/USMCR	NA		NA	NA	NA	NA	NA	NA	NA	NA	NA	NA	NA	NA	
Air Force/ANG/USAFR	NA		NA	NA	NA	NA	NA	NA	NA	NA	NA	NA	NA	NA	
Coast Guard	79	±1	88	14	1	59	6	1	0°	0°	1	3	0	12	±5
PAYGRADE															
Enlisted	2	±1	88	14	1	59	6	1	0°	0°	1	3	0	12	±5
3 to 5 Years of Service	2	±1	93	NR	NR	29	1	NR	0°	0°	NR	NR	NR	12	±13
6 to 9 Years of Service	2	±1	89	1	1	79	1	NR	0°	0°	NR	NR	NR	10	±12
E1 – E4	1	±1	87	NR	NR	13	NR	NR	0°	0°	NR	NR	NR	10	±10
E5 – E9	2	±1	89	21	2	88	9	2	0°	0°	1	6	0	13	±5
Officers	NA		NA	NA	NA	NA	NA	NA	NA	NA	NA	NA	NA	NA	
W1 – W5	NA		NA	NA	NA	NA	NA	NA	NA	NA	NA	NA	NA	NA	
O1 – O3	NA		NA	NA	NA	NA	NA	NA	NA	NA	NA	NA	NA	NA	
O4 – O6	NA		NA	NA	NA	NA	NA	NA	NA	NA	NA	NA	NA	NA	
EDUCATION															
No College	2	±1	93	10	1	55	6	1	0°	0°	NR	3	NR	7	±12
Some College	2	±1	86	14	0	60	5	1	0°	0°	1	3	0	13	±6
4-Year Degree	1	±1	90	20	4	64	9	NR	0°	0°	NR	6	NR	14	±18
Graduate/Professional Degree	0	±1	NR	NR	NR	NR	NR	NR	0°	0°	NR	NR	NR	NR	
RACE/ETHNICITY															
Non-Hispanic White	2	±1	89	16	0	60	7	1	0°	0°	1	4	0	10	±5
Total Minority	1	±1	86	8	3	56	3	1	0°	0°	0	3	0	17	±9
Non-Hispanic Black	1	±1	NR	NR	NR	NR	NR	NR	0°	0°	NR	NR	NR	NR	±0
Hispanic	1	±1	85	7	1	54	1	NR	0°	0°	NR	2	NR	10	±15
GENDER															
Male	1	±1	89	15	1	63	6	1	0°	0°	1	4	0	13	±5
Female	2	±1	88	8	1	40	3	NR	0°	0°	NR	2	1	8	±14
SERVICE/COMPONENT BY PAYGRADE															
Army/ARNG/USAR Enlisted	NA		NA	NA	NA	NA	NA	NA	NA	NA	NA	NA	NA	NA	
Army/ARNG/USAR Officers	NA		NA	NA	NA	NA	NA	NA	NA	NA	NA	NA	NA	NA	
Navy/USNR Enlisted	NA		NA	NA	NA	NA	NA	NA	NA	NA	NA	NA	NA	NA	
Navy/USNR Officers	NA		NA	NA	NA	NA	NA	NA	NA	NA	NA	NA	NA	NA	
Marine Corps/USMCR Enlisted	NA		NA	NA	NA	NA	NA	NA	NA	NA	NA	NA	NA	NA	
Marine Corps/USMCR Officers	NA		NA	NA	NA	NA	NA	NA	NA	NA	NA	NA	NA	NA	
Air Force/ANG/USAFR Enlisted	NA		NA	NA	NA	NA	NA	NA	NA	NA	NA	NA	NA	NA	
Air Force/ANG/USAFR Officers	NA		NA	NA	NA	NA	NA	NA	NA	NA	NA	NA	NA	NA	
Coast Guard Enlisted	99	±1	88	14	1	59	6	1	0°	0°	1	3	0	12	±5
Coast Guard Officers	NA		NA	NA	NA	NA	NA	NA	NA	NA	NA	NA	NA	NA	

Note. Percent responding are military members who answered the question, who were identified as Coast Guard in the sample frame (June 2011), and who were enlisted (Q1).

NR: Not reportable

° Response option never endorsed.

NA: Not applicable

80. What year did you complete the following professional development courses?

a. Recruit Training

- | | | |
|--------------------|----------|---------|
| 1. 2001 or earlier | 2. 2002 | 3. 2003 |
| 4. 2004 | 5. 2005 | 6. 2006 |
| 7. 2007 | 8. 2008 | 9. 2009 |
| 10. 2010 | 11. 2011 | |

	Percent Responding		Percentages											Max ME
			1	2	3	4	5	6	7	8	9	10	11	
TOTAL FORCE	1	±1	38	6	7	4	4	6	9	7	11	4	4	±5
Total Active Duty	2	±1	38	6	7	4	4	6	9	7	11	4	4	±5
Total Reserve	NA		NA	NA	NA	NA	NA	NA	NA	NA	NA	NA	NA	
Total National Guard	NA		NA	NA	NA	NA	NA	NA	NA	NA	NA	NA	NA	
SERVICE/COMPONENT														
Army/ARNG/USAR	NA		NA	NA	NA	NA	NA	NA	NA	NA	NA	NA	NA	
Navy/USNR	NA		NA	NA	NA	NA	NA	NA	NA	NA	NA	NA	NA	
Marine Corps/USMCR	NA		NA	NA	NA	NA	NA	NA	NA	NA	NA	NA	NA	
Air Force/ANG/USAFR	NA		NA	NA	NA	NA	NA	NA	NA	NA	NA	NA	NA	
Coast Guard	69	±4	38	6	7	4	4	6	9	7	11	4	4	±5
PAYGRADE														
Enlisted	2	±1	38	6	7	4	4	6	9	7	11	4	4	±5
3 to 5 Years of Service	1	±1	NR	NR	NR	NR	NR	20	36	32	13	NR	NR	±15
6 to 9 Years of Service	2	±1	2	24	28	15	18	7	NR	1	NR	NR	NR	±12
E1 – E4	1	±1	1	NR	3	2	2	7	18	18	27	11	10	±11
E5 – E9	2	±1	62	9	9	5	6	6	2	1	1	0	0	±7
Officers	NA		NA	NA	NA	NA	NA	NA	NA	NA	NA	NA	NA	
W1 – W5	NA		NA	NA	NA	NA	NA	NA	NA	NA	NA	NA	NA	
O1 – O3	NA		NA	NA	NA	NA	NA	NA	NA	NA	NA	NA	NA	
O4 – O6	NA		NA	NA	NA	NA	NA	NA	NA	NA	NA	NA	NA	
EDUCATION														
No College	2	±1	33	7	3	3	9	3	16	5	12	5	5	±13
Some College	2	±1	40	5	8	5	3	6	7	9	11	4	3	±6
4-Year Degree	1	±1	NR	10	NR	NR	7	13	NR	NR	NR	NR	NR	±15
Graduate/Professional Degree	0	±1	NR	NR	NR	NR	NR	NR	NR	NR	NR	NR	NR	
RACE/ETHNICITY														
Non-Hispanic White	1	±1	42	7	7	2	3	7	7	8	11	4	3	±6
Total Minority	1	±1	30	5	5	9	7	5	14	6	10	4	5	±11
Non-Hispanic Black	0	±1	NR	NR	NR	NR	NR	NR	NR	NR	NR	NR	NR	
Hispanic	1	±1	25	5	NR	10	7	5	NR	NR	NR	NR	NR	±15
GENDER														
Male	1	±1	43	6	7	4	5	7	9	7	8	1	4	±5
Female	1	±1	21	5	5	4	3	3	5	9	22	18	5	±16
SERVICE/COMPONENT BY PAYGRADE														
Army/ARNG/USAR Enlisted	NA		NA	NA	NA	NA	NA	NA	NA	NA	NA	NA	NA	
Army/ARNG/USAR Officers	NA		NA	NA	NA	NA	NA	NA	NA	NA	NA	NA	NA	
Navy/USNR Enlisted	NA		NA	NA	NA	NA	NA	NA	NA	NA	NA	NA	NA	
Navy/USNR Officers	NA		NA	NA	NA	NA	NA	NA	NA	NA	NA	NA	NA	
Marine Corps/USMCR Enlisted	NA		NA	NA	NA	NA	NA	NA	NA	NA	NA	NA	NA	
Marine Corps/USMCR Officers	NA		NA	NA	NA	NA	NA	NA	NA	NA	NA	NA	NA	
Air Force/ANG/USAFR Enlisted	NA		NA	NA	NA	NA	NA	NA	NA	NA	NA	NA	NA	
Air Force/ANG/USAFR Officers	NA		NA	NA	NA	NA	NA	NA	NA	NA	NA	NA	NA	
Coast Guard Enlisted	87	±4	38	6	7	4	4	6	9	7	11	4	4	±5
Coast Guard Officers	NA		NA	NA	NA	NA	NA	NA	NA	NA	NA	NA	NA	

Note. Percent responding are military members who answered the question, who were identified as Coast Guard in the sample frame (June 2011), who were enlisted (Q1), and who completed Recruit Training (Q79a).

NR: Not reportable

NA: Not applicable

80. What year did you complete the following professional development courses?**b. Chief Petty Officer (CPO) Academy**

- | | | |
|--------------------|----------|---------|
| 1. 2001 or earlier | 2. 2002 | 3. 2003 |
| 4. 2004 | 5. 2005 | 6. 2006 |
| 7. 2007 | 8. 2008 | 9. 2009 |
| 10. 2010 | 11. 2011 | |

	Percent Responding		Percentages											Max ME
			1	2	3	4	5	6	7	8	9	10	11	
TOTAL FORCE	0	±1	7	3	3	3	18	3	11	10	15	16	10	±12
Total Active Duty	0	±1	7	3	3	3	18	3	11	10	15	16	10	±12
Total Reserve	NA		NA	NA	NA	NA	NA	NA	NA	NA	NA	NA	NA	
Total National Guard	NA		NA	NA	NA	NA	NA	NA	NA	NA	NA	NA	NA	
SERVICE/COMPONENT														
Army/ARNG/USAR	NA		NA	NA	NA	NA	NA	NA	NA	NA	NA	NA	NA	
Navy/USNR	NA		NA	NA	NA	NA	NA	NA	NA	NA	NA	NA	NA	
Marine Corps/USMCR	NA		NA	NA	NA	NA	NA	NA	NA	NA	NA	NA	NA	
Air Force/ANG/USAFR	NA		NA	NA	NA	NA	NA	NA	NA	NA	NA	NA	NA	
Coast Guard	10	±3	7	3	3	3	18	3	11	10	15	16	10	±12
PAYGRADE														
Enlisted	0	±1	7	3	3	3	18	3	11	10	15	16	10	±12
3 to 5 Years of Service	NA		NA	NA	NA	NA	NA	NA	NA	NA	NA	NA	NA	
6 to 9 Years of Service	0	±1	NR	NR	NR	NR	NR	NR	NR	NR	NR	NR	NR	
E1 – E4	NA		NA	NA	NA	NA	NA	NA	NA	NA	NA	NA	NA	
E5 – E9	0	±1	7	3	3	3	18	3	11	10	15	16	10	±12
Officers	NA		NA	NA	NA	NA	NA	NA	NA	NA	NA	NA	NA	
W1 – W5	NA		NA	NA	NA	NA	NA	NA	NA	NA	NA	NA	NA	
O1 – O3	NA		NA	NA	NA	NA	NA	NA	NA	NA	NA	NA	NA	
O4 – O6	NA		NA	NA	NA	NA	NA	NA	NA	NA	NA	NA	NA	
EDUCATION														
No College	0	±1	NR	NR	NR	NR	NR	NR	NR	NR	NR	NR	NR	
Some College	0	±1	7	NR	NR	NR	13	NR	16	10	12	17	12	±15
4-Year Degree	0	±1	NR	NR	NR	NR	NR	NR	NR	NR	NR	NR	NR	
Graduate/Professional Degree	NA		NA	NA	NA	NA	NA	NA	NA	NA	NA	NA	NA	
RACE/ETHNICITY														
Non-Hispanic White	0	±1	8	NR	4	4	17	4	13	13	17	13	8	±14
Total Minority	0	±1	NR	NR	NR	NR	NR	NR	NR	NR	NR	NR	NR	
Non-Hispanic Black	0	±1	NR	NR	NR	NR	NR	NR	NR	NR	NR	NR	NR	
Hispanic	0	±1	NR	NR	NR	NR	NR	NR	NR	NR	NR	NR	NR	
GENDER														
Male	0	±1	7	NR	4	4	18	4	9	9	16	16	11	±13
Female	0	±1	NR	NR	NR	NR	NR	NR	NR	NR	NR	NR	NR	
SERVICE/COMPONENT BY PAYGRADE														
Army/ARNG/USAR Enlisted	NA		NA	NA	NA	NA	NA	NA	NA	NA	NA	NA	NA	
Army/ARNG/USAR Officers	NA		NA	NA	NA	NA	NA	NA	NA	NA	NA	NA	NA	
Navy/USNR Enlisted	NA		NA	NA	NA	NA	NA	NA	NA	NA	NA	NA	NA	
Navy/USNR Officers	NA		NA	NA	NA	NA	NA	NA	NA	NA	NA	NA	NA	
Marine Corps/USMCR Enlisted	NA		NA	NA	NA	NA	NA	NA	NA	NA	NA	NA	NA	
Marine Corps/USMCR Officers	NA		NA	NA	NA	NA	NA	NA	NA	NA	NA	NA	NA	
Air Force/ANG/USAFR Enlisted	NA		NA	NA	NA	NA	NA	NA	NA	NA	NA	NA	NA	
Air Force/ANG/USAFR Officers	NA		NA	NA	NA	NA	NA	NA	NA	NA	NA	NA	NA	
Coast Guard Enlisted	13	±3	7	3	3	3	18	3	11	10	15	16	10	±12
Coast Guard Officers	NA		NA	NA	NA	NA	NA	NA	NA	NA	NA	NA	NA	

Note. Percent responding are military members who answered the question, who were identified as Coast Guard in the sample frame (June 2011), who were enlisted (Q1), and who completed CPO Academy (Q79b).

NR: Not reportable

NA: Not applicable

80. What year did you complete the following professional development courses?

c. Company Commander School

- | | | |
|--------------------|----------|---------|
| 1. 2001 or earlier | 2. 2002 | 3. 2003 |
| 4. 2004 | 5. 2005 | 6. 2006 |
| 7. 2007 | 8. 2008 | 9. 2009 |
| 10. 2010 | 11. 2011 | |

	Percent Responding		Percentages											Max ME
			1	2	3	4	5	6	7	8	9	10	11	
TOTAL FORCE	0	±1	NR	NR	0°	0°	0°	0°	0°	0°	NR	0°	0°	
Total Active Duty	0	±1	NR	NR	0°	0°	0°	0°	0°	0°	NR	0°	0°	
Total Reserve	NA		NA	NA	NA	NA	NA	NA	NA	NA	NA	NA	NA	
Total National Guard	NA		NA	NA	NA	NA	NA	NA	NA	NA	NA	NA	NA	
SERVICE/COMPONENT														
Army/ARNG/USAR	NA		NA	NA	NA	NA	NA	NA	NA	NA	NA	NA	NA	
Navy/USNR	NA		NA	NA	NA	NA	NA	NA	NA	NA	NA	NA	NA	
Marine Corps/USMCR	NA		NA	NA	NA	NA	NA	NA	NA	NA	NA	NA	NA	
Air Force/ANG/USAFR	NA		NA	NA	NA	NA	NA	NA	NA	NA	NA	NA	NA	
Coast Guard	1	±1	NR	NR	0°	0°	0°	0°	0°	0°	NR	0°	0°	
PAYGRADE														
Enlisted	0	±1	NR	NR	0°	0°	0°	0°	0°	0°	NR	0°	0°	
3 to 5 Years of Service	NA		NA	NA	NA	NA	NA	NA	NA	NA	NA	NA	NA	
6 to 9 Years of Service	NA		NA	NA	NA	NA	NA	NA	NA	NA	NA	NA	NA	
E1 – E4	NA		NA	NA	NA	NA	NA	NA	NA	NA	NA	NA	NA	
E5 – E9	0	±1	NR	NR	0°	0°	0°	0°	0°	0°	NR	0°	0°	
Officers	NA		NA	NA	NA	NA	NA	NA	NA	NA	NA	NA	NA	
W1 – W5	NA		NA	NA	NA	NA	NA	NA	NA	NA	NA	NA	NA	
O1 – O3	NA		NA	NA	NA	NA	NA	NA	NA	NA	NA	NA	NA	
O4 – O6	NA		NA	NA	NA	NA	NA	NA	NA	NA	NA	NA	NA	
EDUCATION														
No College	0	±1	NR	NR	0°	0°	0°	0°	0°	0°	NR	0°	0°	
Some College	0	±1	NR	NR	0°	0°	0°	0°	0°	0°	NR	0°	0°	
4-Year Degree	0	±1	NR	NR	0°	0°	0°	0°	0°	0°	NR	0°	0°	
Graduate/Professional Degree	NA		NA	NA	NA	NA	NA	NA	NA	NA	NA	NA	NA	
RACE/ETHNICITY														
Non-Hispanic White	0	±1	NR	NR	0°	0°	0°	0°	0°	0°	NR	0°	0°	
Total Minority	0	±1	NR	NR	0°	0°	0°	0°	0°	0°	NR	0°	0°	
Non-Hispanic Black	0	±1	NR	NR	0°	0°	0°	0°	0°	0°	NR	0°	0°	
Hispanic	0	±1	NR	NR	0°	0°	0°	0°	0°	0°	NR	0°	0°	
GENDER														
Male	0	±1	NR	NR	0°	0°	0°	0°	0°	0°	NR	0°	0°	
Female	0	±1	NR	NR	0°	0°	0°	0°	0°	0°	NR	0°	0°	
SERVICE/COMPONENT BY PAYGRADE														
Army/ARNG/USAR Enlisted	NA		NA	NA	NA	NA	NA	NA	NA	NA	NA	NA	NA	
Army/ARNG/USAR Officers	NA		NA	NA	NA	NA	NA	NA	NA	NA	NA	NA	NA	
Navy/USNR Enlisted	NA		NA	NA	NA	NA	NA	NA	NA	NA	NA	NA	NA	
Navy/USNR Officers	NA		NA	NA	NA	NA	NA	NA	NA	NA	NA	NA	NA	
Marine Corps/USMCR Enlisted	NA		NA	NA	NA	NA	NA	NA	NA	NA	NA	NA	NA	
Marine Corps/USMCR Officers	NA		NA	NA	NA	NA	NA	NA	NA	NA	NA	NA	NA	
Air Force/ANG/USAFR Enlisted	NA		NA	NA	NA	NA	NA	NA	NA	NA	NA	NA	NA	
Air Force/ANG/USAFR Officers	NA		NA	NA	NA	NA	NA	NA	NA	NA	NA	NA	NA	
Coast Guard Enlisted	1	±1	NR	NR	0°	0°	0°	0°	0°	0°	NR	0°	0°	
Coast Guard Officers	NA		NA	NA	NA	NA	NA	NA	NA	NA	NA	NA	NA	

Note. Percent responding are military members who answered the question, who were identified as Coast Guard in the sample frame (June 2011), who were enlisted (Q1), and who completed Company Commander School (Q79c).

NR: Not reportable

° Response option never endorsed.

NA: Not applicable

80. What year did you complete the following professional development courses?**d. Leadership and Management School (LAMS)**

- | | | |
|--------------------|----------|---------|
| 1. 2001 or earlier | 2. 2002 | 3. 2003 |
| 4. 2004 | 5. 2005 | 6. 2006 |
| 7. 2007 | 8. 2008 | 9. 2009 |
| 10. 2010 | 11. 2011 | |

	Percent Responding		Percentages											Max ME
			1	2	3	4	5	6	7	8	9	10	11	
TOTAL FORCE	1	±1	16	4	6	8	9	10	9	12	12	10	4	±5
Total Active Duty	1	±1	16	4	6	8	9	10	9	12	12	10	4	±5
Total Reserve	NA		NA	NA	NA	NA	NA	NA	NA	NA	NA	NA	NA	
Total National Guard	NA		NA	NA	NA	NA	NA	NA	NA	NA	NA	NA	NA	
SERVICE/COMPONENT														
Army/ARNG/USAR	NA		NA	NA	NA	NA	NA	NA	NA	NA	NA	NA	NA	
Navy/USNR	NA		NA	NA	NA	NA	NA	NA	NA	NA	NA	NA	NA	
Marine Corps/USMCR	NA		NA	NA	NA	NA	NA	NA	NA	NA	NA	NA	NA	
Air Force/ANG/USAFR	NA		NA	NA	NA	NA	NA	NA	NA	NA	NA	NA	NA	
Coast Guard	46	±3	16	4	6	8	9	10	9	12	12	10	4	±5
PAYGRADE														
Enlisted	1	±1	16	4	6	8	9	10	9	12	12	10	4	±5
3 to 5 Years of Service	0	±1	NR	NR	NR	NR	NR	NR	NR	NR	NR	NR	NR	
6 to 9 Years of Service	2	±1	NR	NR	NR	5	12	14	13	19	16	13	7	±11
E1 – E4	0	±1	NR	NR	NR	NR	NR	NR	NR	NR	NR	NR	NR	
E5 – E9	2	±1	18	5	7	8	10	11	10	13	10	7	2	±6
Officers	NA		NA	NA	NA	NA	NA	NA	NA	NA	NA	NA	NA	
W1 – W5	NA		NA	NA	NA	NA	NA	NA	NA	NA	NA	NA	NA	
O1 – O3	NA		NA	NA	NA	NA	NA	NA	NA	NA	NA	NA	NA	
O4 – O6	NA		NA	NA	NA	NA	NA	NA	NA	NA	NA	NA	NA	
EDUCATION														
No College	1	±1	10	3	8	3	10	10	14	10	12	13	NR	±15
Some College	1	±1	18	5	5	9	8	11	7	11	11	9	4	±7
4-Year Degree	0	±1	19	NR	NR	NR	NR	NR	NR	NR	NR	NR	NR	±18
Graduate/Professional Degree	0	±1	NR	NR	NR	NR	NR	NR	NR	NR	NR	NR	NR	
RACE/ETHNICITY														
Non-Hispanic White	1	±1	16	5	7	9	11	10	8	12	10	9	4	±6
Total Minority	1	±1	17	2	4	4	3	12	11	14	15	12	5	±11
Non-Hispanic Black	0	±1	NR	NR	NR	NR	NR	NR	NR	NR	NR	NR	NR	
Hispanic	1	±1	12	NR	NR	4	NR	20	9	NR	15	NR	NR	±15
GENDER														
Male	1	±1	16	5	6	6	10	11	10	12	12	10	3	±6
Female	1	±1	19	NR	7	NR	NR	NR	NR	17	NR	NR	11	±17
SERVICE/COMPONENT BY PAYGRADE														
Army/ARNG/USAR Enlisted	NA		NA	NA	NA	NA	NA	NA	NA	NA	NA	NA	NA	
Army/ARNG/USAR Officers	NA		NA	NA	NA	NA	NA	NA	NA	NA	NA	NA	NA	
Navy/USNR Enlisted	NA		NA	NA	NA	NA	NA	NA	NA	NA	NA	NA	NA	
Navy/USNR Officers	NA		NA	NA	NA	NA	NA	NA	NA	NA	NA	NA	NA	
Marine Corps/USMCR Enlisted	NA		NA	NA	NA	NA	NA	NA	NA	NA	NA	NA	NA	
Marine Corps/USMCR Officers	NA		NA	NA	NA	NA	NA	NA	NA	NA	NA	NA	NA	
Air Force/ANG/USAFR Enlisted	NA		NA	NA	NA	NA	NA	NA	NA	NA	NA	NA	NA	
Air Force/ANG/USAFR Officers	NA		NA	NA	NA	NA	NA	NA	NA	NA	NA	NA	NA	
Coast Guard Enlisted	58	±4	16	4	6	8	9	10	9	12	12	10	4	±5
Coast Guard Officers	NA		NA	NA	NA	NA	NA	NA	NA	NA	NA	NA	NA	

Note. Percent responding are military members who answered the question, who were identified as Coast Guard in the sample frame (June 2011), who were enlisted (Q1), and who completed LAMS (Q79d).

NR: Not reportable

NA: Not applicable

80. What year did you complete the following professional development courses?

e. Senior Enlisted Leadership Course

- | | | |
|--------------------|----------|---------|
| 1. 2001 or earlier | 2. 2002 | 3. 2003 |
| 4. 2004 | 5. 2005 | 6. 2006 |
| 7. 2007 | 8. 2008 | 9. 2009 |
| 10. 2010 | 11. 2011 | |

	Percent Responding		Percentages											Max ME	
			1	2	3	4	5	6	7	8	9	10	11		
TOTAL FORCE	0	±1	NR	0°	NR	NR	0°	NR	NR	NR	NR	NR	NR	NR	±0
Total Active Duty	0	±1	NR	0°	NR	NR	0°	NR	NR	NR	NR	NR	NR	NR	±0
Total Reserve	NA		NA	NA	NA	NA	NA	NA	NA	NA	NA	NA	NA	NA	
Total National Guard	NA		NA	NA	NA	NA	NA	NA	NA	NA	NA	NA	NA	NA	
SERVICE/COMPONENT															
Army/ARNG/USAR	NA		NA	NA	NA	NA	NA	NA	NA	NA	NA	NA	NA	NA	
Navy/USNR	NA		NA	NA	NA	NA	NA	NA	NA	NA	NA	NA	NA	NA	
Marine Corps/USMCR	NA		NA	NA	NA	NA	NA	NA	NA	NA	NA	NA	NA	NA	
Air Force/ANG/USAFR	NA		NA	NA	NA	NA	NA	NA	NA	NA	NA	NA	NA	NA	
Coast Guard	4	±2	NR	0°	NR	NR	0°	NR	NR	NR	NR	NR	NR	NR	±0
PAYGRADE															
Enlisted	0	±1	NR	0°	NR	NR	0°	NR	NR	NR	NR	NR	NR	NR	±0
3 to 5 Years of Service	0	±1	NR	0°	NR	NR	0°	NR	NR	NR	NR	NR	NR	NR	
6 to 9 Years of Service	0	±1	NR	0°	NR	NR	0°	NR	NR	NR	NR	NR	NR	NR	
E1 – E4	NA		NA	NA	NA	NA	NA	NA	NA	NA	NA	NA	NA	NA	
E5 – E9	0	±1	NR	0°	NR	NR	0°	NR	NR	NR	NR	NR	NR	NR	±0
Officers	NA		NA	NA	NA	NA	NA	NA	NA	NA	NA	NA	NA	NA	
W1 – W5	NA		NA	NA	NA	NA	NA	NA	NA	NA	NA	NA	NA	NA	
O1 – O3	NA		NA	NA	NA	NA	NA	NA	NA	NA	NA	NA	NA	NA	
O4 – O6	NA		NA	NA	NA	NA	NA	NA	NA	NA	NA	NA	NA	NA	
EDUCATION															
No College	0	±1	NR	0°	NR	NR	0°	NR	NR	NR	NR	NR	NR	NR	±0
Some College	0	±1	NR	0°	NR	NR	0°	NR	NR	NR	NR	NR	NR	NR	±0
4-Year Degree	0	±1	NR	0°	NR	NR	0°	NR	NR	NR	NR	NR	NR	NR	
Graduate/Professional Degree	NA		NA	NA	NA	NA	NA	NA	NA	NA	NA	NA	NA	NA	
RACE/ETHNICITY															
Non-Hispanic White	0	±1	NR	0°	NR	NR	0°	NR	NR	NR	NR	NR	NR	NR	±0
Total Minority	0	±1	NR	0°	NR	NR	0°	NR	NR	NR	NR	NR	NR	NR	
Non-Hispanic Black	0	±1	NR	0°	NR	NR	0°	NR	NR	NR	NR	NR	NR	NR	
Hispanic	NA		NA	NA	NA	NA	NA	NA	NA	NA	NA	NA	NA	NA	
GENDER															
Male	0	±1	NR	0°	NR	NR	0°	NR	NR	NR	NR	NR	NR	NR	±0
Female	0	±1	NR	0°	NR	NR	0°	NR	NR	NR	NR	NR	NR	NR	
SERVICE/COMPONENT BY PAYGRADE															
Army/ARNG/USAR Enlisted	NA		NA	NA	NA	NA	NA	NA	NA	NA	NA	NA	NA	NA	
Army/ARNG/USAR Officers	NA		NA	NA	NA	NA	NA	NA	NA	NA	NA	NA	NA	NA	
Navy/USNR Enlisted	NA		NA	NA	NA	NA	NA	NA	NA	NA	NA	NA	NA	NA	
Navy/USNR Officers	NA		NA	NA	NA	NA	NA	NA	NA	NA	NA	NA	NA	NA	
Marine Corps/USMCR Enlisted	NA		NA	NA	NA	NA	NA	NA	NA	NA	NA	NA	NA	NA	
Marine Corps/USMCR Officers	NA		NA	NA	NA	NA	NA	NA	NA	NA	NA	NA	NA	NA	
Air Force/ANG/USAFR Enlisted	NA		NA	NA	NA	NA	NA	NA	NA	NA	NA	NA	NA	NA	
Air Force/ANG/USAFR Officers	NA		NA	NA	NA	NA	NA	NA	NA	NA	NA	NA	NA	NA	
Coast Guard Enlisted	5	±2	NR	0°	NR	NR	0°	NR	NR	NR	NR	NR	NR	NR	±0
Coast Guard Officers	NA		NA	NA	NA	NA	NA	NA	NA	NA	NA	NA	NA	NA	

Note. Percent responding are military members who answered the question, who were identified as Coast Guard in the sample frame (June 2011), who were enlisted (Q1), and who completed Senior Enlisted Leadership Course (Q79e).

NR: Not reportable

° Response option never endorsed.

NA: Not applicable

80. What year did you complete the following professional development courses?**f. Air Force Senior Noncommissioned Officer Academy (AFSNOA)**

- | | | |
|--------------------|----------|---------|
| 1. 2001 or earlier | 2. 2002 | 3. 2003 |
| 4. 2004 | 5. 2005 | 6. 2006 |
| 7. 2007 | 8. 2008 | 9. 2009 |
| 10. 2010 | 11. 2011 | |

	Percent Responding		Percentages											Max ME
			1	2	3	4	5	6	7	8	9	10	11	
TOTAL FORCE	0	±1	0°	0°	0°	0°	NR	0°	0°	NR	0°	0°	NR	±0
Total Active Duty	0	±1	0°	0°	0°	0°	NR	0°	0°	NR	0°	0°	NR	±0
Total Reserve	NA		NA	NA	NA	NA	NA	NA	NA	NA	NA	NA	NA	
Total National Guard	NA		NA	NA	NA	NA	NA	NA	NA	NA	NA	NA	NA	
SERVICE/COMPONENT														
Army/ARNG/USAR	NA		NA	NA	NA	NA	NA	NA	NA	NA	NA	NA	NA	
Navy/USNR	NA		NA	NA	NA	NA	NA	NA	NA	NA	NA	NA	NA	
Marine Corps/USMCR	NA		NA	NA	NA	NA	NA	NA	NA	NA	NA	NA	NA	
Air Force/ANG/USAFR	NA		NA	NA	NA	NA	NA	NA	NA	NA	NA	NA	NA	
Coast Guard	1	±1	0°	0°	0°	0°	NR	0°	0°	NR	0°	0°	NR	±0
PAYGRADE														
Enlisted	0	±1	0°	0°	0°	0°	NR	0°	0°	NR	0°	0°	NR	±0
3 to 5 Years of Service	NA		NA	NA	NA	NA	NA	NA	NA	NA	NA	NA	NA	
6 to 9 Years of Service	NA		NA	NA	NA	NA	NA	NA	NA	NA	NA	NA	NA	
E1 – E4	NA		NA	NA	NA	NA	NA	NA	NA	NA	NA	NA	NA	
E5 – E9	0	±1	0°	0°	0°	0°	NR	0°	0°	NR	0°	0°	NR	±0
Officers	NA		NA	NA	NA	NA	NA	NA	NA	NA	NA	NA	NA	
W1 – W5	NA		NA	NA	NA	NA	NA	NA	NA	NA	NA	NA	NA	
O1 – O3	NA		NA	NA	NA	NA	NA	NA	NA	NA	NA	NA	NA	
O4 – O6	NA		NA	NA	NA	NA	NA	NA	NA	NA	NA	NA	NA	
EDUCATION														
No College	0	±1	0°	0°	0°	0°	NR	0°	0°	NR	0°	0°	NR	
Some College	0	±1	0°	0°	0°	0°	NR	0°	0°	NR	0°	0°	NR	
4-Year Degree	0	±1	0°	0°	0°	0°	NR	0°	0°	NR	0°	0°	NR	
Graduate/Professional Degree	NA		NA	NA	NA	NA	NA	NA	NA	NA	NA	NA	NA	
RACE/ETHNICITY														
Non-Hispanic White	0	±1	0°	0°	0°	0°	NR	0°	0°	NR	0°	0°	NR	
Total Minority	0	±1	0°	0°	0°	0°	NR	0°	0°	NR	0°	0°	NR	
Non-Hispanic Black	0	±1	0°	0°	0°	0°	NR	0°	0°	NR	0°	0°	NR	
Hispanic	NA		NA	NA	NA	NA	NA	NA	NA	NA	NA	NA	NA	
GENDER														
Male	0	±1	0°	0°	0°	0°	NR	0°	0°	NR	0°	0°	NR	±0
Female	NA		NA	NA	NA	NA	NA	NA	NA	NA	NA	NA	NA	
SERVICE/COMPONENT BY PAYGRADE														
Army/ARNG/USAR Enlisted	NA		NA	NA	NA	NA	NA	NA	NA	NA	NA	NA	NA	
Army/ARNG/USAR Officers	NA		NA	NA	NA	NA	NA	NA	NA	NA	NA	NA	NA	
Navy/USNR Enlisted	NA		NA	NA	NA	NA	NA	NA	NA	NA	NA	NA	NA	
Navy/USNR Officers	NA		NA	NA	NA	NA	NA	NA	NA	NA	NA	NA	NA	
Marine Corps/USMCR Enlisted	NA		NA	NA	NA	NA	NA	NA	NA	NA	NA	NA	NA	
Marine Corps/USMCR Officers	NA		NA	NA	NA	NA	NA	NA	NA	NA	NA	NA	NA	
Air Force/ANG/USAFR Enlisted	NA		NA	NA	NA	NA	NA	NA	NA	NA	NA	NA	NA	
Air Force/ANG/USAFR Officers	NA		NA	NA	NA	NA	NA	NA	NA	NA	NA	NA	NA	
Coast Guard Enlisted	1	±1	0°	0°	0°	0°	NR	0°	0°	NR	0°	0°	NR	±0
Coast Guard Officers	NA		NA	NA	NA	NA	NA	NA	NA	NA	NA	NA	NA	

Note. Percent responding are military members who answered the question, who were identified as Coast Guard in the sample frame (June 2011), who were enlisted (Q1), and who completed AFSNOA (Q79f).

NR: Not reportable

° Response option never endorsed.

NA: Not applicable

80. What year did you complete the following professional development courses?

i. Senior Enlisted Academy (SEA)

- | | | |
|--------------------|----------|---------|
| 1. 2001 or earlier | 2. 2002 | 3. 2003 |
| 4. 2004 | 5. 2005 | 6. 2006 |
| 7. 2007 | 8. 2008 | 9. 2009 |
| 10. 2010 | 11. 2011 | |

	Percent Responding		Percentages											Max ME
			1	2	3	4	5	6	7	8	9	10	11	
TOTAL FORCE	0	±1	0°	0°	NR	0°	0°	0°	0°	0°	0°	NR	0°	
Total Active Duty	0	±1	0°	0°	NR	0°	0°	0°	0°	0°	0°	NR	0°	
Total Reserve	NA		NA	NA	NA	NA	NA	NA	NA	NA	NA	NA	NA	
Total National Guard	NA		NA	NA	NA	NA	NA	NA	NA	NA	NA	NA	NA	
SERVICE/COMPONENT														
Army/ARNG/USAR	NA		NA	NA	NA	NA	NA	NA	NA	NA	NA	NA	NA	
Navy/USNR	NA		NA	NA	NA	NA	NA	NA	NA	NA	NA	NA	NA	
Marine Corps/USMCR	NA		NA	NA	NA	NA	NA	NA	NA	NA	NA	NA	NA	
Air Force/ANG/USAFR	NA		NA	NA	NA	NA	NA	NA	NA	NA	NA	NA	NA	
Coast Guard	1	±1	0°	0°	NR	0°	0°	0°	0°	0°	0°	NR	0°	
PAYGRADE														
Enlisted	0	±1	0°	0°	NR	0°	0°	0°	0°	0°	0°	NR	0°	
3 to 5 Years of Service	NA		NA	NA	NA	NA	NA	NA	NA	NA	NA	NA	NA	
6 to 9 Years of Service	NA		NA	NA	NA	NA	NA	NA	NA	NA	NA	NA	NA	
E1 – E4	NA		NA	NA	NA	NA	NA	NA	NA	NA	NA	NA	NA	
E5 – E9	0	±1	0°	0°	NR	0°	0°	0°	0°	0°	0°	NR	0°	
Officers	NA		NA	NA	NA	NA	NA	NA	NA	NA	NA	NA	NA	
W1 – W5	NA		NA	NA	NA	NA	NA	NA	NA	NA	NA	NA	NA	
O1 – O3	NA		NA	NA	NA	NA	NA	NA	NA	NA	NA	NA	NA	
O4 – O6	NA		NA	NA	NA	NA	NA	NA	NA	NA	NA	NA	NA	
EDUCATION														
No College	NA		NA	NA	NA	NA	NA	NA	NA	NA	NA	NA	NA	
Some College	0	±1	0°	0°	NR	0°	0°	0°	0°	0°	0°	NR	0°	
4-Year Degree	0	±1	0°	0°	NR	0°	0°	0°	0°	0°	0°	NR	0°	
Graduate/Professional Degree	NA		NA	NA	NA	NA	NA	NA	NA	NA	NA	NA	NA	
RACE/ETHNICITY														
Non-Hispanic White	0	±1	0°	0°	NR	0°	0°	0°	0°	0°	0°	NR	0°	
Total Minority	NA		NA	NA	NA	NA	NA	NA	NA	NA	NA	NA	NA	
Non-Hispanic Black	NA		NA	NA	NA	NA	NA	NA	NA	NA	NA	NA	NA	
Hispanic	NA		NA	NA	NA	NA	NA	NA	NA	NA	NA	NA	NA	
GENDER														
Male	0	±1	0°	0°	NR	0°	0°	0°	0°	0°	0°	NR	0°	
Female	NA		NA	NA	NA	NA	NA	NA	NA	NA	NA	NA	NA	
SERVICE/COMPONENT BY PAYGRADE														
Army/ARNG/USAR Enlisted	NA		NA	NA	NA	NA	NA	NA	NA	NA	NA	NA	NA	
Army/ARNG/USAR Officers	NA		NA	NA	NA	NA	NA	NA	NA	NA	NA	NA	NA	
Navy/USNR Enlisted	NA		NA	NA	NA	NA	NA	NA	NA	NA	NA	NA	NA	
Navy/USNR Officers	NA		NA	NA	NA	NA	NA	NA	NA	NA	NA	NA	NA	
Marine Corps/USMCR Enlisted	NA		NA	NA	NA	NA	NA	NA	NA	NA	NA	NA	NA	
Marine Corps/USMCR Officers	NA		NA	NA	NA	NA	NA	NA	NA	NA	NA	NA	NA	
Air Force/ANG/USAFR Enlisted	NA		NA	NA	NA	NA	NA	NA	NA	NA	NA	NA	NA	
Air Force/ANG/USAFR Officers	NA		NA	NA	NA	NA	NA	NA	NA	NA	NA	NA	NA	
Coast Guard Enlisted	1	±1	0°	0°	NR	0°	0°	0°	0°	0°	0°	NR	0°	
Coast Guard Officers	NA		NA	NA	NA	NA	NA	NA	NA	NA	NA	NA	NA	

Note. Percent responding are military members who answered the question, who were identified as Coast Guard in the sample frame (June 2011), who were enlisted (Q1), and who completed SEA (Q79i).

NR: Not reportable

° Response option never endorsed.

NA: Not applicable

80. What year did you complete the following professional development courses?

j. Senior Enlisted JPME (SEJPME) Course through NDU JFSC

- | | | |
|--------------------|----------|---------|
| 1. 2001 or earlier | 2. 2002 | 3. 2003 |
| 4. 2004 | 5. 2005 | 6. 2006 |
| 7. 2007 | 8. 2008 | 9. 2009 |
| 10. 2010 | 11. 2011 | |

	Percent Responding		Percentages											Max ME
			1	2	3	4	5	6	7	8	9	10	11	
TOTAL FORCE	0	±1	NR	NR	0°	0°	0°	0°	0°	NR	NR	NR	0°	±0
Total Active Duty	0	±1	NR	NR	0°	0°	0°	0°	0°	NR	NR	NR	0°	±0
Total Reserve	NA		NA	NA	NA	NA	NA	NA	NA	NA	NA	NA	NA	
Total National Guard	NA		NA	NA	NA	NA	NA	NA	NA	NA	NA	NA	NA	
SERVICE/COMPONENT														
Army/ARNG/USAR	NA		NA	NA	NA	NA	NA	NA	NA	NA	NA	NA	NA	
Navy/USNR	NA		NA	NA	NA	NA	NA	NA	NA	NA	NA	NA	NA	
Marine Corps/USMCR	NA		NA	NA	NA	NA	NA	NA	NA	NA	NA	NA	NA	
Air Force/ANG/USAFR	NA		NA	NA	NA	NA	NA	NA	NA	NA	NA	NA	NA	
Coast Guard	3	±2	NR	NR	0°	0°	0°	0°	0°	NR	NR	NR	0°	±0
PAYGRADE														
Enlisted	0	±1	NR	NR	0°	0°	0°	0°	0°	NR	NR	NR	0°	±0
3 to 5 Years of Service	NA		NA	NA	NA	NA	NA	NA	NA	NA	NA	NA	NA	
6 to 9 Years of Service	NA		NA	NA	NA	NA	NA	NA	NA	NA	NA	NA	NA	
E1 – E4	NA		NA	NA	NA	NA	NA	NA	NA	NA	NA	NA	NA	
E5 – E9	0	±1	NR	NR	0°	0°	0°	0°	0°	NR	NR	NR	0°	±0
Officers	NA		NA	NA	NA	NA	NA	NA	NA	NA	NA	NA	NA	
W1 – W5	NA		NA	NA	NA	NA	NA	NA	NA	NA	NA	NA	NA	
O1 – O3	NA		NA	NA	NA	NA	NA	NA	NA	NA	NA	NA	NA	
O4 – O6	NA		NA	NA	NA	NA	NA	NA	NA	NA	NA	NA	NA	
EDUCATION														
No College	0	±1	NR	NR	0°	0°	0°	0°	0°	NR	NR	NR	0°	
Some College	0	±1	NR	NR	0°	0°	0°	0°	0°	NR	NR	NR	0°	±0
4-Year Degree	0	±1	NR	NR	0°	0°	0°	0°	0°	NR	NR	NR	0°	
Graduate/Professional Degree	NA		NA	NA	NA	NA	NA	NA	NA	NA	NA	NA	NA	
RACE/ETHNICITY														
Non-Hispanic White	0	±1	NR	NR	0°	0°	0°	0°	0°	NR	NR	NR	0°	±0
Total Minority	0	±1	NR	NR	0°	0°	0°	0°	0°	NR	NR	NR	0°	±0
Non-Hispanic Black	0	±1	NR	NR	0°	0°	0°	0°	0°	NR	NR	NR	0°	
Hispanic	0	±1	NR	NR	0°	0°	0°	0°	0°	NR	NR	NR	0°	
GENDER														
Male	0	±1	NR	NR	0°	0°	0°	0°	0°	NR	NR	NR	0°	±0
Female	0	±1	NR	NR	0°	0°	0°	0°	0°	NR	NR	NR	0°	
SERVICE/COMPONENT BY PAYGRADE														
Army/ARNG/USAR Enlisted	NA		NA	NA	NA	NA	NA	NA	NA	NA	NA	NA	NA	
Army/ARNG/USAR Officers	NA		NA	NA	NA	NA	NA	NA	NA	NA	NA	NA	NA	
Navy/USNR Enlisted	NA		NA	NA	NA	NA	NA	NA	NA	NA	NA	NA	NA	
Navy/USNR Officers	NA		NA	NA	NA	NA	NA	NA	NA	NA	NA	NA	NA	
Marine Corps/USMCR Enlisted	NA		NA	NA	NA	NA	NA	NA	NA	NA	NA	NA	NA	
Marine Corps/USMCR Officers	NA		NA	NA	NA	NA	NA	NA	NA	NA	NA	NA	NA	
Air Force/ANG/USAFR Enlisted	NA		NA	NA	NA	NA	NA	NA	NA	NA	NA	NA	NA	
Air Force/ANG/USAFR Officers	NA		NA	NA	NA	NA	NA	NA	NA	NA	NA	NA	NA	
Coast Guard Enlisted	3	±2	NR	NR	0°	0°	0°	0°	0°	NR	NR	NR	0°	±0
Coast Guard Officers	NA		NA	NA	NA	NA	NA	NA	NA	NA	NA	NA	NA	

Note. Percent responding are military members who answered the question, who were identified as Coast Guard in the sample frame (June 2011), who were enlisted (Q1), and who completed SEJPME Course through NDU JFSC (Q79j).

NR: Not reportable

° Response option never endorsed.

NA: Not applicable

80. What year did you complete the following professional development courses?

k. CSEL KEYSTONE Course

- | | | |
|--------------------|----------|---------|
| 1. 2001 or earlier | 2. 2002 | 3. 2003 |
| 4. 2004 | 5. 2005 | 6. 2006 |
| 7. 2007 | 8. 2008 | 9. 2009 |
| 10. 2010 | 11. 2011 | |

	Percent Responding		Percentages											Max ME
			1	2	3	4	5	6	7	8	9	10	11	
TOTAL FORCE	0	±1	0°	0°	0°	0°	0°	0°	0°	0°	NR	0°	0°	0°
Total Active Duty	0	±1	0°	0°	0°	0°	0°	0°	0°	0°	NR	0°	0°	0°
Total Reserve	NA		NA	NA	NA	NA	NA	NA	NA	NA	NA	NA	NA	NA
Total National Guard	NA		NA	NA	NA	NA	NA	NA	NA	NA	NA	NA	NA	NA
SERVICE/COMPONENT														
Army/ARNG/USAR	NA		NA	NA	NA	NA	NA	NA	NA	NA	NA	NA	NA	NA
Navy/USNR	NA		NA	NA	NA	NA	NA	NA	NA	NA	NA	NA	NA	NA
Marine Corps/USMCR	NA		NA	NA	NA	NA	NA	NA	NA	NA	NA	NA	NA	NA
Air Force/ANG/USAFR	NA		NA	NA	NA	NA	NA	NA	NA	NA	NA	NA	NA	NA
Coast Guard	0	±1	0°	0°	0°	0°	0°	0°	0°	0°	NR	0°	0°	0°
PAYGRADE														
Enlisted	0	±1	0°	0°	0°	0°	0°	0°	0°	0°	NR	0°	0°	0°
3 to 5 Years of Service	NA		NA	NA	NA	NA	NA	NA	NA	NA	NA	NA	NA	NA
6 to 9 Years of Service	NA		NA	NA	NA	NA	NA	NA	NA	NA	NA	NA	NA	NA
E1 – E4	NA		NA	NA	NA	NA	NA	NA	NA	NA	NA	NA	NA	NA
E5 – E9	0	±1	0°	0°	0°	0°	0°	0°	0°	0°	NR	0°	0°	0°
Officers	NA		NA	NA	NA	NA	NA	NA	NA	NA	NA	NA	NA	NA
W1 – W5	NA		NA	NA	NA	NA	NA	NA	NA	NA	NA	NA	NA	NA
O1 – O3	NA		NA	NA	NA	NA	NA	NA	NA	NA	NA	NA	NA	NA
O4 – O6	NA		NA	NA	NA	NA	NA	NA	NA	NA	NA	NA	NA	NA
EDUCATION														
No College	NA		NA	NA	NA	NA	NA	NA	NA	NA	NA	NA	NA	NA
Some College	0	±1	0°	0°	0°	0°	0°	0°	0°	0°	NR	0°	0°	0°
4-Year Degree	NA		NA	NA	NA	NA	NA	NA	NA	NA	NA	NA	NA	NA
Graduate/Professional Degree	NA		NA	NA	NA	NA	NA	NA	NA	NA	NA	NA	NA	NA
RACE/ETHNICITY														
Non-Hispanic White	0	±1	0°	0°	0°	0°	0°	0°	0°	0°	NR	0°	0°	0°
Total Minority	NA		NA	NA	NA	NA	NA	NA	NA	NA	NA	NA	NA	NA
Non-Hispanic Black	NA		NA	NA	NA	NA	NA	NA	NA	NA	NA	NA	NA	NA
Hispanic	NA		NA	NA	NA	NA	NA	NA	NA	NA	NA	NA	NA	NA
GENDER														
Male	NA		NA	NA	NA	NA	NA	NA	NA	NA	NA	NA	NA	NA
Female	0	±1	0°	0°	0°	0°	0°	0°	0°	0°	NR	0°	0°	0°
SERVICE/COMPONENT BY PAYGRADE														
Army/ARNG/USAR Enlisted	NA		NA	NA	NA	NA	NA	NA	NA	NA	NA	NA	NA	NA
Army/ARNG/USAR Officers	NA		NA	NA	NA	NA	NA	NA	NA	NA	NA	NA	NA	NA
Navy/USNR Enlisted	NA		NA	NA	NA	NA	NA	NA	NA	NA	NA	NA	NA	NA
Navy/USNR Officers	NA		NA	NA	NA	NA	NA	NA	NA	NA	NA	NA	NA	NA
Marine Corps/USMCR Enlisted	NA		NA	NA	NA	NA	NA	NA	NA	NA	NA	NA	NA	NA
Marine Corps/USMCR Officers	NA		NA	NA	NA	NA	NA	NA	NA	NA	NA	NA	NA	NA
Air Force/ANG/USAFR Enlisted	NA		NA	NA	NA	NA	NA	NA	NA	NA	NA	NA	NA	NA
Air Force/ANG/USAFR Officers	NA		NA	NA	NA	NA	NA	NA	NA	NA	NA	NA	NA	NA
Coast Guard Enlisted	0	±1	0°	0°	0°	0°	0°	0°	0°	0°	NR	0°	0°	0°
Coast Guard Officers	NA		NA	NA	NA	NA	NA	NA	NA	NA	NA	NA	NA	NA

Note. Percent responding are military members who answered the question, who were identified as Coast Guard in the sample frame (June 2011), who were enlisted (Q1), and who completed CSEL KEYSTONE Course (Q79k).

NR: Not reportable

° Response option never endorsed.

NA: Not applicable

80. What year did you complete the following professional development courses?**I. Other**

- | | | |
|--------------------|----------|---------|
| 1. 2001 or earlier | 2. 2002 | 3. 2003 |
| 4. 2004 | 5. 2005 | 6. 2006 |
| 7. 2007 | 8. 2008 | 9. 2009 |
| 10. 2010 | 11. 2011 | |

	Percent Responding		Percentages											Max ME
			1	2	3	4	5	6	7	8	9	10	11	
TOTAL FORCE	0	±1	11	4	0°	4	NR	NR	3	3	20	30	21	±17
Total Active Duty	0	±1	11	4	0°	4	NR	NR	3	3	20	30	21	±17
Total Reserve	NA		NA	NA	NA	NA	NA	NA	NA	NA	NA	NA	NA	
Total National Guard	NA		NA	NA	NA	NA	NA	NA	NA	NA	NA	NA	NA	
SERVICE/COMPONENT														
Army/ARNG/USAR	NA		NA	NA	NA	NA	NA	NA	NA	NA	NA	NA	NA	
Navy/USNR	NA		NA	NA	NA	NA	NA	NA	NA	NA	NA	NA	NA	
Marine Corps/USMCR	NA		NA	NA	NA	NA	NA	NA	NA	NA	NA	NA	NA	
Air Force/ANG/USAFR	NA		NA	NA	NA	NA	NA	NA	NA	NA	NA	NA	NA	
Coast Guard	8	±3	11	4	0°	4	NR	NR	3	3	20	30	21	±17
PAYGRADE														
Enlisted	0	±1	11	4	0°	4	NR	NR	3	3	20	30	21	±17
3 to 5 Years of Service	0	±1	NR	NR	0°	NR	NR	NR	NR	NR	NR	NR	NR	±0
6 to 9 Years of Service	0	±1	NR	NR	0°	NR	NR	NR	NR	NR	NR	NR	NR	±0
E1 – E4	0	±1	NR	NR	0°	NR	NR	NR	NR	NR	NR	NR	NR	±0
E5 – E9	0	±1	17	NR	0°	NR	NR	NR	4	NR	16	20	22	±16
Officers	NA		NA	NA	NA	NA	NA	NA	NA	NA	NA	NA	NA	
W1 – W5	NA		NA	NA	NA	NA	NA	NA	NA	NA	NA	NA	NA	
O1 – O3	NA		NA	NA	NA	NA	NA	NA	NA	NA	NA	NA	NA	
O4 – O6	NA		NA	NA	NA	NA	NA	NA	NA	NA	NA	NA	NA	
EDUCATION														
No College	0	±1	NR	NR	0°	NR	NR	NR	NR	NR	NR	NR	NR	±0
Some College	0	±1	11	NR	0°	NR	NR	NR	3	NR	NR	NR	21	±18
4-Year Degree	0	±1	NR	NR	0°	NR	NR	NR	NR	NR	NR	NR	NR	±0
Graduate/Professional Degree	NA		NA	NA	NA	NA	NA	NA	NA	NA	NA	NA	NA	
RACE/ETHNICITY														
Non-Hispanic White	0	±1	NR	NR	0°	NR	NR	NR	NR	NR	NR	NR	NR	±0
Total Minority	0	±1	NR	NR	0°	NR	NR	NR	NR	NR	NR	NR	NR	±0
Non-Hispanic Black	0	±1	NR	NR	0°	NR	NR	NR	NR	NR	NR	NR	NR	
Hispanic	0	±1	NR	NR	0°	NR	NR	NR	NR	NR	NR	NR	NR	±0
GENDER														
Male	0	±1	10	4	0°	NR	NR	NR	NR	4	22	32	23	±18
Female	0	±1	NR	NR	0°	NR	NR	NR	NR	NR	NR	NR	NR	±0
SERVICE/COMPONENT BY PAYGRADE														
Army/ARNG/USAR Enlisted	NA		NA	NA	NA	NA	NA	NA	NA	NA	NA	NA	NA	
Army/ARNG/USAR Officers	NA		NA	NA	NA	NA	NA	NA	NA	NA	NA	NA	NA	
Navy/USNR Enlisted	NA		NA	NA	NA	NA	NA	NA	NA	NA	NA	NA	NA	
Navy/USNR Officers	NA		NA	NA	NA	NA	NA	NA	NA	NA	NA	NA	NA	
Marine Corps/USMCR Enlisted	NA		NA	NA	NA	NA	NA	NA	NA	NA	NA	NA	NA	
Marine Corps/USMCR Officers	NA		NA	NA	NA	NA	NA	NA	NA	NA	NA	NA	NA	
Air Force/ANG/USAFR Enlisted	NA		NA	NA	NA	NA	NA	NA	NA	NA	NA	NA	NA	
Air Force/ANG/USAFR Officers	NA		NA	NA	NA	NA	NA	NA	NA	NA	NA	NA	NA	
Coast Guard Enlisted	11	±4	11	4	0°	4	NR	NR	3	3	20	30	21	±17
Coast Guard Officers	NA		NA	NA	NA	NA	NA	NA	NA	NA	NA	NA	NA	

Note. Percent responding are military members who answered the question, who were identified as Coast Guard in the sample frame (June 2011), who were enlisted (Q1), and who completed professional development course(s) not listed in Q79 (Q79I).

NR: Not reportable

° Response option never endorsed.

NA: Not applicable

81. Have you taken any similar professional development courses at a sister Service school?

	Percent Responding		Percentages	Max ME	Percentage Reporting Yes
			Yes		
TOTAL FORCE	1	±1	8	±4	
Total Active Duty	2	±1	8	±4	
Total Reserve	NA		NA		
Total National Guard	NA		NA		
SERVICE/COMPONENT					
Army/ARNG/USAR	NA		NA		
Navy/USNR	NA		NA		
Marine Corps/USMCR	NA		NA		
Air Force/ANG/USAFR	NA		NA		
Coast Guard	79	±1	8	±4	
PAYGRADE					
Enlisted	2	±1	8	±4	
3 to 5 Years of Service	2	±1	10	±13	
6 to 9 Years of Service	2	±1	4	±10	
E1 – E4	1	±1	11	±9	
E5 – E9	2	±1	6	±4	
Officers	NA		NA		
W1 – W5	NA		NA		
O1 – O3	NA		NA		
O4 – O6	NA		NA		
EDUCATION					
No College	2	±1	5	±10	
Some College	2	±1	8	±5	
4-Year Degree	1	±1	16	±14	
Graduate/Professional Degree	0	±1	NR		
RACE/ETHNICITY					
Non-Hispanic White	2	±1	6	±5	
Total Minority	1	±1	13	±9	
Non-Hispanic Black	1	±1	NR		
Hispanic	1	±1	14	±16	
GENDER					
Male	1	±1	7	±4	
Female	2	±1	11	±12	
SERVICE/COMPONENT BY PAYGRADE					
Army/ARNG/USAR Enlisted	NA		NA		
Army/ARNG/USAR Officers	NA		NA		
Navy/USNR Enlisted	NA		NA		
Navy/USNR Officers	NA		NA		
Marine Corps/USMCR Enlisted	NA		NA		
Marine Corps/USMCR Officers	NA		NA		
Air Force/ANG/USAFR Enlisted	NA		NA		
Air Force/ANG/USAFR Officers	NA		NA		
Coast Guard Enlisted	99	±1	8	±4	
Coast Guard Officers	NA		NA		

Note. Percent responding are military members who answered the question, who were identified as Coast Guard in the sample frame (June 2011), and who were enlisted (Q1).

NR: Not reportable

NA: Not applicable

83. What year did you complete the similar professional development course at a sister Service school?

- | | | |
|--------------------|----------|---------|
| 1. 2001 or earlier | 2. 2002 | 3. 2003 |
| 4. 2004 | 5. 2005 | 6. 2006 |
| 7. 2007 | 8. 2008 | 9. 2009 |
| 10. 2010 | 11. 2011 | |

	Percent Responding		Percentages											Max ME
			1	2	3	4	5	6	7	8	9	10	11	
TOTAL FORCE	0	±1	NR	NR	0°	0°	3	NR	NR	NR	0°	NR	NR	±9
Total Active Duty	0	±1	NR	NR	0°	0°	3	NR	NR	NR	0°	NR	NR	±9
Total Reserve	NA		NA	NA	NA	NA	NA	NA	NA	NA	NA	NA	NA	
Total National Guard	NA		NA	NA	NA	NA	NA	NA	NA	NA	NA	NA	NA	
SERVICE/COMPONENT														
Army/ARNG/USAR	NA		NA	NA	NA	NA	NA	NA	NA	NA	NA	NA	NA	
Navy/USNR	NA		NA	NA	NA	NA	NA	NA	NA	NA	NA	NA	NA	
Marine Corps/USMCR	NA		NA	NA	NA	NA	NA	NA	NA	NA	NA	NA	NA	
Air Force/ANG/USAFR	NA		NA	NA	NA	NA	NA	NA	NA	NA	NA	NA	NA	
Coast Guard	6	±3	NR	NR	0°	0°	3	NR	NR	NR	0°	NR	NR	±9
PAYGRADE														
Enlisted	0	±1	NR	NR	0°	0°	3	NR	NR	NR	0°	NR	NR	±9
3 to 5 Years of Service	0	±1	NR	NR	0°	0°	NR	NR	NR	NR	0°	NR	NR	±0
6 to 9 Years of Service	0	±1	NR	NR	0°	0°	NR	NR	NR	NR	0°	NR	NR	
E1 – E4	0	±1	NR	NR	0°	0°	NR	NR	NR	NR	0°	NR	NR	±0
E5 – E9	0	±1	NR	NR	0°	0°	NR	NR	NR	NR	0°	NR	NR	±0
Officers	NA		NA	NA	NA	NA	NA	NA	NA	NA	NA	NA	NA	
W1 – W5	NA		NA	NA	NA	NA	NA	NA	NA	NA	NA	NA	NA	
O1 – O3	NA		NA	NA	NA	NA	NA	NA	NA	NA	NA	NA	NA	
O4 – O6	NA		NA	NA	NA	NA	NA	NA	NA	NA	NA	NA	NA	
EDUCATION														
No College	0	±1	NR	NR	0°	0°	NR	NR	NR	NR	0°	NR	NR	
Some College	0	±1	NR	NR	0°	0°	NR	NR	NR	NR	0°	NR	NR	±0
4-Year Degree	0	±1	NR	NR	0°	0°	NR	NR	NR	NR	0°	NR	NR	±0
Graduate/Professional Degree	NA		NA	NA	NA	NA	NA	NA	NA	NA	NA	NA	NA	
RACE/ETHNICITY														
Non-Hispanic White	0	±1	NR	NR	0°	0°	NR	NR	NR	NR	0°	NR	NR	±0
Total Minority	0	±1	NR	NR	0°	0°	NR	NR	NR	NR	0°	NR	NR	±0
Non-Hispanic Black	0	±1	NR	NR	0°	0°	NR	NR	NR	NR	0°	NR	NR	
Hispanic	0	±1	NR	NR	0°	0°	NR	NR	NR	NR	0°	NR	NR	±0
GENDER														
Male	0	±1	NR	NR	0°	0°	4	NR	NR	NR	0°	NR	NR	±12
Female	0	±1	NR	NR	0°	0°	NR	NR	NR	NR	0°	NR	NR	±0
SERVICE/COMPONENT BY PAYGRADE														
Army/ARNG/USAR Enlisted	NA		NA	NA	NA	NA	NA	NA	NA	NA	NA	NA	NA	
Army/ARNG/USAR Officers	NA		NA	NA	NA	NA	NA	NA	NA	NA	NA	NA	NA	
Navy/USNR Enlisted	NA		NA	NA	NA	NA	NA	NA	NA	NA	NA	NA	NA	
Navy/USNR Officers	NA		NA	NA	NA	NA	NA	NA	NA	NA	NA	NA	NA	
Marine Corps/USMCR Enlisted	NA		NA	NA	NA	NA	NA	NA	NA	NA	NA	NA	NA	
Marine Corps/USMCR Officers	NA		NA	NA	NA	NA	NA	NA	NA	NA	NA	NA	NA	
Air Force/ANG/USAFR Enlisted	NA		NA	NA	NA	NA	NA	NA	NA	NA	NA	NA	NA	
Air Force/ANG/USAFR Officers	NA		NA	NA	NA	NA	NA	NA	NA	NA	NA	NA	NA	
Coast Guard Enlisted	8	±4	NR	NR	0°	0°	3	NR	NR	NR	0°	NR	NR	±9
Coast Guard Officers	NA		NA	NA	NA	NA	NA	NA	NA	NA	NA	NA	NA	

Note. Percent responding are military members who answered the question, who were identified as Coast Guard in the sample frame (June 2011), who were enlisted (Q1), and who completed the similar professional development course at a sister Service school (Q81).

NR: Not reportable

° Response option never endorsed.

NA: Not applicable

84. Have you taken any similar professional development courses at an international school?

	Percent Responding		Percentages	Max ME	Percentage Reporting Yes
			Yes		
TOTAL FORCE	1	±1	0	±3	
Total Active Duty	2	±1	0	±3	
Total Reserve	NA		NA		
Total National Guard	NA		NA		
SERVICE/COMPONENT					
Army/ARNG/USAR	NA		NA		
Navy/USNR	NA		NA		
Marine Corps/USMCR	NA		NA		
Air Force/ANG/USAFR	NA		NA		
Coast Guard	78	±2	0	±3	
PAYGRADE					
Enlisted	2	±1	0	±3	
3 to 5 Years of Service	2	±1	NR		
6 to 9 Years of Service	2	±1	NR		
E1 – E4	1	±1	NR		
E5 – E9	2	±1	0	±0	
Officers	NA		NA		
W1 – W5	NA		NA		
O1 – O3	NA		NA		
O4 – O6	NA		NA		
EDUCATION					
No College	2	±1	NR		
Some College	2	±1	1	±4	
4-Year Degree	1	±1	NR		
Graduate/Professional Degree	0	±1	NR		
RACE/ETHNICITY					
Non-Hispanic White	2	±1	1	±4	
Total Minority	1	±1	0	±0	
Non-Hispanic Black	1	±1	NR		
Hispanic	1	±1	NR		
GENDER					
Male	1	±1	0	±0	
Female	1	±1	NR		
SERVICE/COMPONENT BY PAYGRADE					
Army/ARNG/USAR Enlisted	NA		NA		
Army/ARNG/USAR Officers	NA		NA		
Navy/USNR Enlisted	NA		NA		
Navy/USNR Officers	NA		NA		
Marine Corps/USMCR Enlisted	NA		NA		
Marine Corps/USMCR Officers	NA		NA		
Air Force/ANG/USAFR Enlisted	NA		NA		
Air Force/ANG/USAFR Officers	NA		NA		
Coast Guard Enlisted	99	±2	0	±3	
Coast Guard Officers	NA		NA		

Note. Percent responding are military members who answered the question, who were identified as Coast Guard in the sample frame (June 2011), and who were enlisted (Q1).

NR: Not reportable

NA: Not applicable

86. What year did you complete the similar professional development course at an international school?

- | | | |
|--------------------|----------|---------|
| 1. 2001 or earlier | 2. 2002 | 3. 2003 |
| 4. 2004 | 5. 2005 | 6. 2006 |
| 7. 2007 | 8. 2008 | 9. 2009 |
| 10. 2010 | 11. 2011 | |

	Percent Responding		Percentages											Max ME
			1	2	3	4	5	6	7	8	9	10	11	
TOTAL FORCE	0	±1	0°	0°	0°	0°	NR	0°	0°	0°	0°	0°	0°	
Total Active Duty	0	±1	0°	0°	0°	0°	NR	0°	0°	0°	0°	0°	0°	
Total Reserve	NA		NA	NA	NA	NA	NA	NA	NA	NA	NA	NA	NA	
Total National Guard	NA		NA	NA	NA	NA	NA	NA	NA	NA	NA	NA	NA	
SERVICE/COMPONENT														
Army/ARNG/USAR	NA		NA	NA	NA	NA	NA	NA	NA	NA	NA	NA	NA	
Navy/USNR	NA		NA	NA	NA	NA	NA	NA	NA	NA	NA	NA	NA	
Marine Corps/USMCR	NA		NA	NA	NA	NA	NA	NA	NA	NA	NA	NA	NA	
Air Force/ANG/USAFR	NA		NA	NA	NA	NA	NA	NA	NA	NA	NA	NA	NA	
Coast Guard	0	±1	0°	0°	0°	0°	NR	0°	0°	0°	0°	0°	0°	
PAYGRADE														
Enlisted	0	±1	0°	0°	0°	0°	NR	0°	0°	0°	0°	0°	0°	
3 to 5 Years of Service	0	±1	0°	0°	0°	0°	NR	0°	0°	0°	0°	0°	0°	
6 to 9 Years of Service	NA		NA	NA	NA	NA	NA	NA	NA	NA	NA	NA	NA	
E1 – E4	0	±1	0°	0°	0°	0°	NR	0°	0°	0°	0°	0°	0°	
E5 – E9	NA		NA	NA	NA	NA	NA	NA	NA	NA	NA	NA	NA	
Officers	NA		NA	NA	NA	NA	NA	NA	NA	NA	NA	NA	NA	
W1 – W5	NA		NA	NA	NA	NA	NA	NA	NA	NA	NA	NA	NA	
O1 – O3	NA		NA	NA	NA	NA	NA	NA	NA	NA	NA	NA	NA	
O4 – O6	NA		NA	NA	NA	NA	NA	NA	NA	NA	NA	NA	NA	
EDUCATION														
No College	NA		NA	NA	NA	NA	NA	NA	NA	NA	NA	NA	NA	
Some College	0	±1	0°	0°	0°	0°	NR	0°	0°	0°	0°	0°	0°	
4-Year Degree	NA		NA	NA	NA	NA	NA	NA	NA	NA	NA	NA	NA	
Graduate/Professional Degree	NA		NA	NA	NA	NA	NA	NA	NA	NA	NA	NA	NA	
RACE/ETHNICITY														
Non-Hispanic White	0	±1	0°	0°	0°	0°	NR	0°	0°	0°	0°	0°	0°	
Total Minority	NA		NA	NA	NA	NA	NA	NA	NA	NA	NA	NA	NA	
Non-Hispanic Black	NA		NA	NA	NA	NA	NA	NA	NA	NA	NA	NA	NA	
Hispanic	NA		NA	NA	NA	NA	NA	NA	NA	NA	NA	NA	NA	
GENDER														
Male	NA		NA	NA	NA	NA	NA	NA	NA	NA	NA	NA	NA	
Female	0	±1	0°	0°	0°	0°	NR	0°	0°	0°	0°	0°	0°	
SERVICE/COMPONENT BY PAYGRADE														
Army/ARNG/USAR Enlisted	NA		NA	NA	NA	NA	NA	NA	NA	NA	NA	NA	NA	
Army/ARNG/USAR Officers	NA		NA	NA	NA	NA	NA	NA	NA	NA	NA	NA	NA	
Navy/USNR Enlisted	NA		NA	NA	NA	NA	NA	NA	NA	NA	NA	NA	NA	
Navy/USNR Officers	NA		NA	NA	NA	NA	NA	NA	NA	NA	NA	NA	NA	
Marine Corps/USMCR Enlisted	NA		NA	NA	NA	NA	NA	NA	NA	NA	NA	NA	NA	
Marine Corps/USMCR Officers	NA		NA	NA	NA	NA	NA	NA	NA	NA	NA	NA	NA	
Air Force/ANG/USAFR Enlisted	NA		NA	NA	NA	NA	NA	NA	NA	NA	NA	NA	NA	
Air Force/ANG/USAFR Officers	NA		NA	NA	NA	NA	NA	NA	NA	NA	NA	NA	NA	
Coast Guard Enlisted	0	±1	0°	0°	0°	0°	NR	0°	0°	0°	0°	0°	0°	
Coast Guard Officers	NA		NA	NA	NA	NA	NA	NA	NA	NA	NA	NA	NA	

Note. Percent responding are military members who answered the question, who were identified as Coast Guard in the sample frame (June 2011), who were enlisted (Q1), and who completed the similar professional development course at an international school (Q84).

NR: Not reportable

° Response option never endorsed.

NA: Not applicable

87. Have you participated in any pre-deployment training that increased your culture-specific knowledge of a region?

	Percent Responding		Percentages	Max ME	Percentage Reporting Yes
			Yes		
TOTAL FORCE	99	±1	59	±3	
Total Active Duty	99	±1	59	±3	
Total Reserve	99	±1	54	±7	
Total National Guard	99	±1	62	±7	
SERVICE/COMPONENT					
Army/ARNG/USAR	99	±1	65	±5	
Navy/USNR	99	±1	52	±4	
Marine Corps/USMCR	99	±2	58	±6	
Air Force/ANG/USAFR	100	±1	53	±4	
Coast Guard	99	±1	23	±4	
PAYGRADE					
Enlisted	99	±1	57	±3	
3 to 5 Years of Service	98	±2	59	±8	
6 to 9 Years of Service	100	±1	67	±7	
E1 – E4	98	±2	46	±6	
E5 – E9	99	±1	67	±3	
Officers	100	±1	66	±4	
W1 – W5	100	±1	74	±6	
O1 – O3	100	±1	61	±6	
O4 – O6	100	±1	69	±4	
EDUCATION					
No College	98	±2	52	±7	
Some College	99	±1	60	±4	
4-Year Degree	100	±1	59	±6	
Graduate/Professional Degree	100	±1	61	±6	
RACE/ETHNICITY					
Non-Hispanic White	99	±1	59	±4	
Total Minority	99	±1	58	±4	
Non-Hispanic Black	98	±2	62	±6	
Hispanic	99	±1	58	±7	
GENDER					
Male	99	±1	61	±3	
Female	99	±1	49	±6	
SERVICE/COMPONENT BY PAYGRADE					
Army/ARNG/USAR Enlisted	99	±2	64	±5	
Army/ARNG/USAR Officers	100	±1	71	±6	
Navy/USNR Enlisted	98	±2	50	±5	
Navy/USNR Officers	100	±1	58	±6	
Marine Corps/USMCR Enlisted	98	±2	55	±7	
Marine Corps/USMCR Officers	100	±1	79	±4	
Air Force/ANG/USAFR Enlisted	99	±1	51	±4	
Air Force/ANG/USAFR Officers	100	±0	59	±5	
Coast Guard Enlisted	99	±1	21	±5	
Coast Guard Officers	99	±2	33	±6	

Note. Percent responding are military members who answered the question.

89. Have you taken the Defense Language Aptitude Battery (DLAB)?

	Percent Responding		Percentages	Max ME	Percentage Reporting Yes
			Yes		
TOTAL FORCE	99	±1	14	±2	
Total Active Duty	99	±1	17	±2	
Total Reserve	99	±1	10	±4	
Total National Guard	99	±1	7	±3	
SERVICE/COMPONENT					
Army/ARNG/USAR	99	±1	17	±3	
Navy/USNR	98	±2	9	±3	
Marine Corps/USMCR	99	±2	18	±5	
Air Force/ANG/USAFR	99	±1	12	±2	
Coast Guard	99	±1	4	±2	
PAYGRADE					
Enlisted	99	±1	12	±2	
3 to 5 Years of Service	98	±2	11	±5	
6 to 9 Years of Service	99	±1	11	±4	
E1 – E4	98	±2	11	±4	
E5 – E9	99	±1	13	±2	
Officers	100	±1	25	±3	
W1 – W5	100	±0	21	±5	
O1 – O3	100	±1	23	±4	
O4 – O6	100	±1	27	±4	
EDUCATION					
No College	98	±2	7	±3	
Some College	99	±1	12	±3	
4-Year Degree	100	±1	20	±4	
Graduate/Professional Degree	100	±1	26	±5	
RACE/ETHNICITY					
Non-Hispanic White	99	±1	14	±2	
Total Minority	99	±1	14	±3	
Non-Hispanic Black	98	±2	10	±5	
Hispanic	99	±1	17	±5	
GENDER					
Male	99	±1	15	±2	
Female	99	±1	13	±4	
SERVICE/COMPONENT BY PAYGRADE					
Army/ARNG/USAR Enlisted	99	±2	14	±4	
Army/ARNG/USAR Officers	100	±1	31	±5	
Navy/USNR Enlisted	98	±2	8	±3	
Navy/USNR Officers	100	±1	12	±4	
Marine Corps/USMCR Enlisted	98	±2	18	±6	
Marine Corps/USMCR Officers	100	±1	23	±4	
Air Force/ANG/USAFR Enlisted	99	±1	9	±3	
Air Force/ANG/USAFR Officers	100	±0	24	±5	
Coast Guard Enlisted	99	±2	3	±3	
Coast Guard Officers	99	±2	5	±4	

Note. Percent responding are military members who answered the question.

89. What was your score on the Defense Language Aptitude Battery (DLAB)?

1. 0 to 30
4. 91 to 120

2. 31 to 60
5. 121 or higher

3. 61 to 90

	Percent Responding		Percentages					Max ME	Average Score		
			1	2	3	4	5				
TOTAL FORCE	11	±2	20	5	22	42	11	±6	80.3	±4.7	
Total Active Duty	15	±2	21	5	23	39	12	±7	79.3	±5.4	
Total Reserve	7	±3	19	6	13	NR	7	±15	82.2	±12.3	
Total National Guard	5	±3	8	NR	NR	NR	NR	±11	88.1	±9.4	
SERVICE/COMPONENT											
Army/ARNG/USAR	14	±3	18	3	24	43	10	±9	83.4	±6.8	
Navy/USNR	7	±2	37	8	16	30	9	±14	61.2	±13.1	
Marine Corps/USMCR	15	±4	15	10	25	42	7	±15	78.7	±9.4	
Air Force/ANG/USAFR	9	±2	15	6	18	45	15	±10	84.3	±7.5	
Coast Guard	3	±2	NR	NR	NR	6	NR	±13	37.6	±13.5	
PAYGRADE											
Enlisted	10	±2	23	6	25	40	6	±9	74.5	±6.5	
3 to 5 Years of Service	9	±4	NR	NR	13	NR	NR	±14	NR		
6 to 9 Years of Service	9	±4	17	NR	NR	38	5	±17	77.5	±8.4	
E1 – E4	9	±3	25	4	25	44	1	±16	72.9	±12.1	
E5 – E9	10	±2	22	7	25	36	10	±10	75.7	±6.8	
Officers	20	±3	11	4	16	47	21	±7	93.7	±4.0	
W1 – W5	16	±4	15	6	13	50	16	±12	89.9	±9.7	
O1 – O3	18	±4	13	5	13	48	21	±9	91.4	±6.7	
O4 – O6	24	±4	9	3	20	46	23	±13	96.5	±5.2	
EDUCATION											
No College	6	±3	NR	NR	NR	NR	NR		NR		
Some College	10	±2	25	5	27	38	5	±11	71.3	±7.6	
4-Year Degree	16	±3	20	6	17	46	11	±11	83.2	±8.0	
Graduate/Professional Degree	22	±5	7	3	15	48	26	±13	100.8	±6.5	
RACE/ETHNICITY											
Non-Hispanic White	11	±2	9	6	21	51	14	±8	91.8	±5.7	
Total Minority	12	±3	37	4	25	28	5	±11	61.6	±6.9	
Non-Hispanic Black	8	±4	NR	6	NR	NR	4	±9	NR		
Hispanic	13	±4	49	5	NR	21	3	±15	50.2	±11.7	
GENDER											
Male	12	±2	19	5	23	42	11	±7	80.8	±5.0	
Female	9	±3	25	4	17	42	11	±16	77.3	±12.6	
SERVICE/COMPONENT BY PAYGRADE											
Army/ARNG/USAR Enlisted	11	±3	22	3	27	41	7	±13	78.9	±9.6	
Army/ARNG/USAR Officers	25	±4	10	4	18	49	19	±11	93.2	±5.4	
Navy/USNR Enlisted	7	±3	NR	8	16	27	7	±18	54.9	±16.2	
Navy/USNR Officers	10	±3	21	6	17	40	16	±18	81.7	±13.8	
Marine Corps/USMCR Enlisted	14	±5	17	NR	27	NR	3	±17	74.9	±11.2	
Marine Corps/USMCR Officers	21	±4	9	2	16	45	28	±10	98.7	±7.2	
Air Force/ANG/USAFR Enlisted	6	±2	19	NR	22	45	6	±15	74.0	±11.2	
Air Force/ANG/USAFR Officers	20	±4	10	4	14	46	27	±11	98.3	±7.5	
Coast Guard Enlisted	3	±2	NR	NR	NR	NR	NR		NR		
Coast Guard Officers	4	±3	NR	NR	NR	NR	NR		NR		

Note. Percent responding are military members who answered the question and who had taken the DLAB (Q89).

NR: Not reportable

90. Do you know any language other than English?

	Percent Responding		Percentages	Max ME	Percentage Reporting Yes
			Yes		
TOTAL FORCE	98	±1	62	±3	
Total Active Duty	98	±1	65	±3	
Total Reserve	98	±2	61	±7	
Total National Guard	98	±3	54	±6	
SERVICE/COMPONENT					
Army/ARNG/USAR	98	±2	65	±4	
Navy/USNR	98	±2	64	±4	
Marine Corps/USMCR	98	±2	60	±6	
Air Force/ANG/USAFR	99	±1	57	±4	
Coast Guard	99	±2	53	±5	
PAYGRADE					
Enlisted	98	±1	60	±3	
3 to 5 Years of Service	97	±3	65	±7	
6 to 9 Years of Service	99	±1	61	±7	
E1 – E4	98	±2	67	±6	
E5 – E9	98	±1	55	±3	
Officers	100	±1	72	±3	
W1 – W5	100	±1	56	±6	
O1 – O3	100	±1	74	±4	
O4 – O6	100	±1	73	±4	
EDUCATION					
No College	97	±2	48	±7	
Some College	98	±2	61	±4	
4-Year Degree	100	±1	70	±4	
Graduate/Professional Degree	99	±1	74	±5	
RACE/ETHNICITY					
Non-Hispanic White	99	±1	56	±3	
Total Minority	98	±2	72	±3	
Non-Hispanic Black	96	±3	51	±6	
Hispanic	99	±1	90	±4	
GENDER					
Male	98	±1	62	±3	
Female	98	±2	65	±6	
SERVICE/COMPONENT BY PAYGRADE					
Army/ARNG/USAR Enlisted	98	±2	63	±5	
Army/ARNG/USAR Officers	100	±1	74	±4	
Navy/USNR Enlisted	97	±2	63	±5	
Navy/USNR Officers	100	±1	67	±5	
Marine Corps/USMCR Enlisted	98	±2	59	±7	
Marine Corps/USMCR Officers	100	±1	71	±5	
Air Force/ANG/USAFR Enlisted	98	±2	53	±4	
Air Force/ANG/USAFR Officers	100	±1	72	±5	
Coast Guard Enlisted	98	±2	50	±6	
Coast Guard Officers	99	±2	64	±7	

Note. Percent responding are military members who answered the question.

91. How many additional languages do you know other than English?1. One language
4. Four languages2. Two languages
5. Five or more languages

3. Three languages

	Percent Responding		Percentages					Max ME	Average Number of Languages		
			1	2	3	4	5				
TOTAL FORCE	61	±3	54	28	11	4	2	±3	1.7	±0.1	
Total Active Duty	64	±3	53	28	11	5	2	±4	1.8	±0.1	
Total Reserve	60	±7	54	30	11	2	3	±10	1.7	±0.2	
Total National Guard	53	±6	57	26	14	2	1	±9	1.6	±0.2	
SERVICE/COMPONENT											
Army/ARNG/USAR	64	±4	54	28	11	4	3	±6	1.8	±0.2	
Navy/USNR	62	±4	56	26	12	4	2	±5	1.7	±0.2	
Marine Corps/USMCR	59	±6	52	28	13	4	3	±7	1.8	±0.2	
Air Force/ANG/USAFR	56	±4	53	31	11	3	2	±5	1.7	±0.1	
Coast Guard	52	±5	65	24	8	2	1	±6	1.5	±0.1	
PAYGRADE											
Enlisted	59	±3	55	27	12	4	2	±4	1.7	±0.1	
3 to 5 Years of Service	62	±7	56	28	11	3	2	±10	1.7	±0.2	
6 to 9 Years of Service	61	±7	47	34	12	6	1	±10	1.8	±0.2	
E1 – E4	65	±5	57	26	10	4	3	±7	1.7	±0.2	
E5 – E9	54	±3	53	29	13	3	2	±4	1.7	±0.1	
Officers	72	±3	51	31	11	4	3	±4	1.8	±0.1	
W1 – W5	55	±6	51	28	11	6	4	±7	1.9	±0.2	
O1 – O3	74	±4	57	27	10	3	3	±6	1.7	±0.2	
O4 – O6	72	±4	44	37	11	5	3	±5	1.9	±0.1	
EDUCATION											
No College	47	±7	59	25	12	1	3	±9	1.7	±0.2	
Some College	60	±4	55	28	11	4	2	±5	1.7	±0.1	
4-Year Degree	70	±4	57	26	11	5	1	±7	1.7	±0.2	
Graduate/Professional Degree	73	±5	43	35	14	4	5	±6	2.0	±0.2	
RACE/ETHNICITY											
Non-Hispanic White	56	±3	49	30	14	4	3	±5	1.8	±0.1	
Total Minority	71	±3	60	27	8	4	2	±5	1.6	±0.1	
Non-Hispanic Black	49	±6	59	28	7	4	3	±9	1.6	±0.2	
Hispanic	89	±3	71	21	5	2	0	±7	1.4	±0.2	
GENDER											
Male	61	±3	53	29	12	4	2	±4	1.7	±0.1	
Female	63	±6	59	24	11	3	3	±8	1.7	±0.2	
SERVICE/COMPONENT BY PAYGRADE											
Army/ARNG/USAR Enlisted	62	±5	54	27	12	4	3	±7	1.7	±0.2	
Army/ARNG/USAR Officers	73	±4	53	30	10	5	3	±7	1.8	±0.2	
Navy/USNR Enlisted	61	±5	57	25	12	4	2	±6	1.7	±0.2	
Navy/USNR Officers	67	±5	51	34	9	4	2	±8	1.7	±0.2	
Marine Corps/USMCR Enlisted	58	±7	52	28	13	4	3	±8	1.8	±0.2	
Marine Corps/USMCR Officers	71	±4	50	31	14	3	3	±6	1.8	±0.2	
Air Force/ANG/USAFR Enlisted	52	±4	55	31	11	3	1	±6	1.7	±0.1	
Air Force/ANG/USAFR Officers	72	±5	48	32	12	5	3	±6	1.8	±0.2	
Coast Guard Enlisted	49	±6	66	23	8	1	1	±8	1.5	±0.2	
Coast Guard Officers	63	±6	62	27	7	4	0	±8	1.5	±0.2	

Note. Percent responding are military members who answered the question and who reported they knew a language other than English (Q90).

93. How would you rate your level of skill in your second language?

1. No skill
4. Fair
7. Fluent

2. Minimal
5. Good

3. Limited
6. Excellent

	Percent Responding		Percentages							Max ME	Average Skill		
			1	2	3	4	5	6	7				
TOTAL FORCE	61	±3	5	25	25	16	9	4	15	±3	3.7	±0.2	
Total Active Duty	64	±3	4	25	25	16	10	4	15	±3	3.8	±0.2	
Total Reserve	59	±7	6	20	22	21	10	5	16	±9	3.9	±0.4	
Total National Guard	53	±6	8	30	28	12	6	4	13	±9	3.4	±0.4	
SERVICE/COMPONENT													
Army/ARNG/USAR	64	±4	5	22	23	18	10	4	18	±5	3.9	±0.2	
Navy/USNR	62	±4	4	28	23	14	8	5	18	±5	3.8	±0.2	
Marine Corps/USMCR	59	±6	4	22	27	17	10	7	12	±7	3.8	±0.3	
Air Force/ANG/USAFR	56	±4	5	31	31	13	9	4	7	±5	3.3	±0.2	
Coast Guard	52	±5	8	33	26	10	9	4	11	±6	3.3	±0.3	
PAYGRADE													
Enlisted	59	±3	5	24	23	16	10	4	17	±4	3.8	±0.2	
3 to 5 Years of Service	61	±7	6	23	24	20	10	2	15	±9	3.7	±0.4	
6 to 9 Years of Service	61	±7	3	20	22	18	8	4	24	±11	4.2	±0.4	
E1 – E4	64	±5	4	22	23	19	9	4	19	±6	4.0	±0.3	
E5 – E9	54	±3	7	27	22	14	11	5	14	±3	3.7	±0.2	
Officers	72	±3	4	27	33	15	8	4	9	±4	3.5	±0.1	
W1 – W5	56	±6	8	29	22	15	10	4	14	±7	3.6	±0.3	
O1 – O3	74	±4	2	25	35	17	8	4	9	±7	3.5	±0.2	
O4 – O6	72	±4	5	30	32	14	7	4	8	±5	3.3	±0.2	
EDUCATION													
No College	47	±7	8	28	25	19	8	4	8	±9	3.4	±0.3	
Some College	59	±4	5	25	23	17	9	5	17	±4	3.8	±0.2	
4-Year Degree	70	±4	3	24	30	14	10	3	17	±7	3.8	±0.3	
Graduate/Professional Degree	73	±5	6	23	25	16	12	5	14	±7	3.8	±0.3	
RACE/ETHNICITY													
Non-Hispanic White	55	±3	7	31	32	14	8	3	4	±4	3.1	±0.2	
Total Minority	71	±3	3	17	15	19	11	6	30	±5	4.5	±0.2	
Non-Hispanic Black	49	±6	5	33	17	22	7	2	14	±9	3.5	±0.4	
Hispanic	89	±3	1	6	13	18	13	8	40	±8	5.2	±0.3	
GENDER													
Male	61	±3	5	25	27	15	9	4	15	±3	3.7	±0.2	
Female	63	±6	5	26	16	22	11	5	15	±8	3.8	±0.3	
SERVICE/COMPONENT BY PAYGRADE													
Army/ARNG/USAR Enlisted	62	±5	6	21	20	19	11	4	20	±6	4.0	±0.3	
Army/ARNG/USAR Officers	74	±4	3	24	35	15	7	4	12	±8	3.6	±0.2	
Navy/USNR Enlisted	61	±5	3	27	22	13	8	6	20	±6	3.9	±0.3	
Navy/USNR Officers	67	±5	5	30	27	17	9	3	9	±8	3.4	±0.2	
Marine Corps/USMCR Enlisted	58	±7	4	23	26	18	10	7	13	±8	3.8	±0.3	
Marine Corps/USMCR Officers	71	±4	4	21	37	16	10	4	8	±6	3.5	±0.2	
Air Force/ANG/USAFR Enlisted	52	±4	6	31	30	12	9	3	8	±6	3.3	±0.2	
Air Force/ANG/USAFR Officers	72	±5	2	33	33	15	8	5	3	±6	3.2	±0.2	
Coast Guard Enlisted	49	±6	8	33	26	8	9	3	13	±8	3.4	±0.3	
Coast Guard Officers	63	±6	5	33	28	16	9	5	4	±8	3.2	±0.3	

Note. Percent responding are military members who answered the question and who reported they knew a language other than English (Q90).

94. What was the last year in which you used your second language?

- | | | |
|--------------------|----------|---------|
| 1. 2001 or earlier | 2. 2002 | 3. 2003 |
| 4. 2004 | 5. 2005 | 6. 2006 |
| 7. 2007 | 8. 2008 | 9. 2009 |
| 10. 2010 | 11. 2011 | |

	Percent Responding		Percentages											Max ME
			1	2	3	4	5	6	7	8	9	10	11	
TOTAL FORCE	61	±3	12	1	1	2	2	2	2	5	5	6	62	±3
Total Active Duty	64	±3	10	1	1	2	3	2	3	5	5	6	61	±4
Total Reserve	59	±7	11	2	1	3	1	1	1	5	2	6	67	±9
Total National Guard	52	±6	18	1	1	4	0	2	1	6	6	5	57	±9
SERVICE/COMPONENT														
Army/ARNG/USAR	63	±4	12	1	1	2	2	1	1	6	5	6	62	±6
Navy/USNR	62	±4	11	1	1	1	4	2	3	2	4	6	65	±5
Marine Corps/USMCR	59	±6	8	1	2	2	1	3	5	5	6	6	62	±7
Air Force/ANG/USAFR	55	±4	14	1	1	2	2	3	3	5	4	6	58	±5
Coast Guard	52	±5	13	1	2	1	1	2	3	4	4	7	62	±6
PAYGRADE														
Enlisted	59	±3	10	1	1	2	2	2	2	5	4	6	64	±4
3 to 5 Years of Service	61	±7	5	0	1	5	4	3	5	5	2	2	68	±9
6 to 9 Years of Service	61	±7	9	1	1	2	4	0	2	4	1	6	70	±8
E1 – E4	64	±5	5	1	0	3	3	2	3	6	4	6	67	±7
E5 – E9	54	±3	15	1	1	1	2	2	2	4	4	6	61	±4
Officers	72	±3	19	1	2	2	2	3	2	4	5	7	52	±4
W1 – W5	55	±6	19	2	1	2	1	2	1	2	3	6	61	±7
O1 – O3	74	±4	13	2	2	3	3	3	2	7	6	5	54	±7
O4 – O6	72	±4	27	1	2	1	1	2	1	2	5	9	48	±5
EDUCATION														
No College	46	±6	7	1	1	4	3	2	4	7	6	11	55	±10
Some College	59	±4	9	1	1	2	3	2	2	5	4	5	67	±5
4-Year Degree	70	±4	14	3	1	2	2	2	1	7	4	7	57	±7
Graduate/Professional Degree	73	±5	19	1	1	2	2	2	3	3	4	6	57	±7
RACE/ETHNICITY														
Non-Hispanic White	55	±3	15	2	1	3	3	3	3	6	6	7	51	±5
Total Minority	70	±3	8	0	1	1	2	1	1	4	2	5	75	±4
Non-Hispanic Black	48	±6	9	1	2	2	3	2	1	8	2	10	60	±9
Hispanic	89	±3	6	0	0	0	1	0	0	1	2	2	87	±5
GENDER														
Male	60	±3	13	1	1	2	2	2	2	5	5	6	61	±4
Female	63	±6	7	0	1	3	3	2	2	4	3	9	66	±7
SERVICE/COMPONENT BY PAYGRADE														
Army/ARNG/USAR Enlisted	61	±5	10	1	1	3	2	1	1	7	4	6	64	±7
Army/ARNG/USAR Officers	74	±4	19	1	2	2	2	3	1	5	5	6	54	±8
Navy/USNR Enlisted	61	±5	8	1	1	1	4	2	4	2	4	5	68	±6
Navy/USNR Officers	67	±5	22	1	2	1	4	2	2	3	3	8	53	±7
Marine Corps/USMCR Enlisted	57	±7	6	1	2	2	0	3	5	5	6	6	64	±9
Marine Corps/USMCR Officers	71	±4	17	2	3	2	3	3	4	4	5	5	52	±6
Air Force/ANG/USAFR Enlisted	51	±4	12	1	1	2	3	3	3	5	3	5	61	±6
Air Force/ANG/USAFR Officers	72	±5	18	2	2	3	2	4	2	4	6	8	48	±6
Coast Guard Enlisted	49	±6	10	1	2	1	1	2	4	5	4	6	65	±8
Coast Guard Officers	63	±6	21	1	4	2	3	2	1	3	5	9	50	±8

Note. Percent responding are military members who answered the question and who reported they knew a language other than English (Q90).

95. Have you ever taken a language proficiency test in your second language?

	Percent Responding		Percentages	Max ME	Percentage Reporting Yes
			Yes		
TOTAL FORCE	61	±3	19	±3	
Total Active Duty	64	±3	21	±3	
Total Reserve	59	±7	18	±9	
Total National Guard	53	±6	11	±5	
SERVICE/COMPONENT					
Army/ARNG/USAR	64	±4	22	±5	
Navy/USNR	63	±4	15	±4	
Marine Corps/USMCR	59	±6	22	±7	
Air Force/ANG/USAFR	56	±4	14	±4	
Coast Guard	52	±5	14	±5	
PAYGRADE					
Enlisted	59	±3	18	±3	
3 to 5 Years of Service	61	±7	19	±9	
6 to 9 Years of Service	61	±7	16	±7	
E1 – E4	64	±5	18	±6	
E5 – E9	54	±3	18	±3	
Officers	72	±3	22	±3	
W1 – W5	56	±6	33	±7	
O1 – O3	74	±4	19	±4	
O4 – O6	72	±4	24	±4	
EDUCATION					
No College	47	±7	11	±6	
Some College	59	±4	17	±4	
4-Year Degree	70	±4	22	±6	
Graduate/Professional Degree	73	±5	29	±6	
RACE/ETHNICITY					
Non-Hispanic White	55	±3	14	±4	
Total Minority	71	±3	26	±4	
Non-Hispanic Black	49	±6	21	±9	
Hispanic	89	±3	29	±7	
GENDER					
Male	61	±3	19	±3	
Female	63	±6	17	±5	
SERVICE/COMPONENT BY PAYGRADE					
Army/ARNG/USAR Enlisted	62	±5	21	±6	
Army/ARNG/USAR Officers	74	±4	26	±5	
Navy/USNR Enlisted	61	±5	15	±5	
Navy/USNR Officers	67	±5	15	±5	
Marine Corps/USMCR Enlisted	58	±7	22	±8	
Marine Corps/USMCR Officers	71	±4	21	±5	
Air Force/ANG/USAFR Enlisted	52	±4	12	±4	
Air Force/ANG/USAFR Officers	72	±5	20	±5	
Coast Guard Enlisted	49	±6	15	±6	
Coast Guard Officers	63	±6	13	±6	

Note. Percent responding are military members who answered the question and who reported they knew a language other than English (Q90).

96. What year did you take your most recent language proficiency test in your second language?

- | | | |
|--------------------|----------|---------|
| 1. 2001 or earlier | 2. 2002 | 3. 2003 |
| 4. 2004 | 5. 2005 | 6. 2006 |
| 7. 2007 | 8. 2008 | 9. 2009 |
| 10. 2010 | 11. 2011 | |

	Percent Responding		Percentages											Max ME
			1	2	3	4	5	6	7	8	9	10	11	
TOTAL FORCE	11	±2	18	3	3	2	3	3	5	6	9	13	35	±7
Total Active Duty	13	±2	14	3	3	2	3	3	6	5	8	15	38	±8
Total Reserve	9	±4	NR	5	3	NR	1	4	2	NR	12	4	NR	±16
Total National Guard	6	±3	32	NR	NR	NR	NR	NR	6	NR	11	9	NR	±17
SERVICE/COMPONENT														
Army/ARNG/USAR	13	±3	18	2	3	2	3	2	5	6	7	11	39	±11
Navy/USNR	9	±3	25	NR	1	1	4	2	2	2	14	11	33	±13
Marine Corps/USMCR	13	±4	5	2	2	2	NR	4	8	9	16	19	28	±17
Air Force/ANG/USAFR	8	±2	20	4	5	2	4	4	5	5	7	16	29	±13
Coast Guard	7	±3	12	NR	NR	1	4	15	NR	8	24	7	19	±16
PAYGRADE														
Enlisted	10	±2	13	3	2	2	3	3	6	6	10	13	39	±9
3 to 5 Years of Service	11	±5	NR	NR	NR	NR	6	NR	5	NR	9	12	NR	±14
6 to 9 Years of Service	10	±4	8	1	3	NR	4	8	5	3	13	NR	26	±14
E1 – E4	11	±4	NR	NR	NR	NR	2	1	NR	NR	7	17	51	±15
E5 – E9	10	±2	21	5	4	1	3	5	6	5	12	9	27	±9
Officers	15	±2	32	2	5	3	5	3	4	5	8	11	22	±6
W1 – W5	18	±4	34	NR	4	3	4	9	3	4	5	13	20	±12
O1 – O3	14	±3	18	1	4	4	3	5	4	8	12	14	28	±11
O4 – O6	17	±3	46	2	6	1	7	0	4	2	6	8	16	±9
EDUCATION														
No College	5	±3	7	NR	NR	NR	2	5	NR	8	NR	NR	NR	±15
Some College	10	±2	11	4	2	1	4	3	7	9	10	16	33	±11
4-Year Degree	15	±4	26	2	2	2	2	4	5	2	8	10	39	±15
Graduate/Professional Degree	20	±5	28	2	5	1	5	1	2	3	8	5	40	±15
RACE/ETHNICITY														
Non-Hispanic White	7	±2	25	2	2	1	5	2	8	10	8	9	28	±13
Total Minority	18	±3	13	4	4	2	3	3	3	3	10	15	40	±9
Non-Hispanic Black	10	±4	8	3	NR	NR	0	1	NR	0	5	NR	NR	±9
Hispanic	26	±6	19	5	5	1	3	6	3	4	14	13	27	±15
GENDER														
Male	11	±2	18	2	3	1	4	3	6	6	9	13	35	±8
Female	11	±3	17	5	5	NR	2	3	2	3	11	10	35	±15
SERVICE/COMPONENT BY PAYGRADE														
Army/ARNG/USAR Enlisted	12	±3	15	3	3	2	3	2	6	7	6	11	44	±13
Army/ARNG/USAR Officers	18	±4	31	1	4	2	3	3	4	5	11	13	24	±9
Navy/USNR Enlisted	9	±3	18	NR	NR	NR	NR	3	3	1	16	14	38	±16
Navy/USNR Officers	10	±3	52	NR	NR	NR	12	NR	NR	NR	5	NR	9	±15
Marine Corps/USMCR Enlisted	13	±4	3	NR	NR	NR	NR	4	8	9	NR	21	29	±18
Marine Corps/USMCR Officers	14	±3	22	5	6	5	11	7	4	7	6	5	22	±11
Air Force/ANG/USAFR Enlisted	6	±2	15	5	4	NR	2	4	NR	5	9	17	32	±18
Air Force/ANG/USAFR Officers	14	±4	29	NR	6	4	6	4	5	4	4	15	22	±13
Coast Guard Enlisted	7	±3	NR	NR	NR	NR	NR	NR	NR	NR	NR	7	NR	±14
Coast Guard Officers	8	±4	NR	NR	NR	NR	NR	11	NR	NR	NR	NR	NR	±16

Note. Percent responding are military members who answered the question, who reported they knew a language other than English (Q90), and who had taken a language proficiency test in their second language (Q95).

NR: Not reportable

97. Which of the following was your most recent proficiency test in your second language?

1. Defense Language Proficiency Test (DLPT)
2. Foreign Service Institute (FSI)
3. Interagency Language Roundtable (ILR)
4. American Council on the Teaching of Foreign Languages (ACTFL) Oral Proficiency Interview (OPI)
5. Other Oral Proficiency Interview
6. Other

	Percent Responding		Percentages						Max ME
			1	2	3	4	5	6	
TOTAL FORCE	12	±2	73	0	0	2	6	19	±8
Total Active Duty	14	±2	77	0	0	3	5	15	±7
Total Reserve	10	±5	NR	NR	NR	1	NR	NR	±4
Total National Guard	6	±3	71	NR	1	NR	6	22	±18
SERVICE/COMPONENT									
Army/ARNG/USAR	14	±3	75	0	0	1	7	16	±12
Navy/USNR	9	±3	61	NR	NR	6	4	30	±12
Marine Corps/USMCR	13	±4	72	NR	NR	NR	4	18	±18
Air Force/ANG/USAFR	8	±2	73	NR	NR	3	6	18	±12
Coast Guard	7	±3	65	2	NR	NR	5	28	±16
PAYGRADE									
Enlisted	11	±2	71	0	0	2	7	20	±9
3 to 5 Years of Service	12	±5	NR	NR	NR	2	NR	NR	±7
6 to 9 Years of Service	9	±4	NR	NR	NR	5	6	NR	±10
E1 – E4	12	±4	59	NR	NR	3	NR	29	±16
E5 – E9	10	±2	83	0	0	2	4	11	±6
Officers	16	±2	78	1	0	3	4	14	±6
W1 – W5	19	±4	86	NR	NR	1	1	12	±10
O1 – O3	14	±3	75	NR	0	5	6	12	±10
O4 – O6	17	±3	79	0	0	2	2	16	±8
EDUCATION									
No College	5	±3	NR	NR	NR	NR	NR	NR	
Some College	10	±2	67	0	0	2	10	20	±13
4-Year Degree	15	±4	79	0	0	2	1	19	±15
Graduate/Professional Degree	21	±5	82	1	0	2	4	10	±8
RACE/ETHNICITY									
Non-Hispanic White	8	±2	61	0	0	2	12	25	±15
Total Minority	18	±3	81	0	0	3	2	14	±7
Non-Hispanic Black	10	±4	NR	NR	NR	7	4	NR	±10
Hispanic	25	±6	82	0	0	1	2	15	±9
GENDER									
Male	12	±2	72	0	0	3	7	18	±8
Female	11	±3	77	NR	NR	1	2	20	±15
SERVICE/COMPONENT BY PAYGRADE									
Army/ARNG/USAR Enlisted	13	±4	72	0	0	1	8	19	±15
Army/ARNG/USAR Officers	19	±4	85	1	0	3	4	7	±8
Navy/USNR Enlisted	9	±3	62	NR	NR	7	3	28	±15
Navy/USNR Officers	10	±3	54	NR	NR	NR	NR	38	±15
Marine Corps/USMCR Enlisted	12	±4	NR	NR	NR	NR	4	NR	±8
Marine Corps/USMCR Officers	15	±4	80	NR	NR	2	3	15	±11
Air Force/ANG/USAFR Enlisted	6	±2	72	NR	NR	2	NR	18	±17
Air Force/ANG/USAFR Officers	14	±4	75	NR	NR	5	3	17	±13
Coast Guard Enlisted	7	±3	NR	NR	NR	NR	NR	NR	
Coast Guard Officers	8	±4	NR	NR	NR	NR	NR	NR	

Note. Percent responding are military members who answered the question, who reported they knew a language other than English (Q90), and who had taken a language proficiency test in their second language (Q95).







































NR: Not reportable

105. How would you rate your level of skill in your third language?

1. No skill
4. Fair
7. Fluent

2. Minimal
5. Good

3. Limited
6. Excellent

	Percent Responding		Percentages							Max ME	Average Skill		
			1	2	3	4	5	6	7				
TOTAL FORCE	28	±3	13	46	20	11	6	1	3	±5	2.7	±0.2	
Total Active Duty	29	±3	15	43	19	13	6	1	2	±5	2.6	±0.2	
Total Reserve	27	±7	5	44	28	10	4	1	8	±15	3.0	±0.5	
Total National Guard	22	±5	14	61	12	4	NR	1	1	±13	2.3	±0.4	
SERVICE/COMPONENT													
Army/ARNG/USAR	29	±4	12	43	20	14	7	1	4	±8	2.8	±0.3	
Navy/USNR	27	±4	15	36	22	10	8	3	6	±9	2.9	±0.4	
Marine Corps/USMCR	28	±5	17	59	13	7	2	0	NR	±10	2.3	±0.3	
Air Force/ANG/USAFR	26	±3	14	55	21	6	2	1	1	±7	2.3	±0.2	
Coast Guard	18	±4	12	54	23	7	2	2	NR	±11	2.4	±0.2	
PAYGRADE													
Enlisted	26	±3	14	45	18	11	6	1	4	±6	2.7	±0.2	
3 to 5 Years of Service	27	±7	10	35	30	14	5	1	NR	±15	2.9	±0.4	
6 to 9 Years of Service	31	±7	11	55	12	11	4	1	5	±13	2.7	±0.4	
E1 – E4	28	±5	11	40	20	13	9	1	6	±11	3.0	±0.4	
E5 – E9	25	±2	17	50	17	9	4	1	2	±5	2.4	±0.2	
Officers	35	±3	11	49	24	11	4	1	1	±5	2.5	±0.1	
W1 – W5	26	±5	16	43	19	14	3	1	3	±10	2.6	±0.3	
O1 – O3	32	±4	11	49	25	12	1	0	1	±7	2.5	±0.2	
O4 – O6	40	±4	10	50	24	9	6	1	0	±7	2.6	±0.2	
EDUCATION													
No College	19	±5	24	52	15	NR	2	NR	0	±14	2.1	±0.3	
Some College	27	±4	14	48	19	9	5	1	4	±7	2.6	±0.3	
4-Year Degree	30	±5	10	41	23	12	9	2	4	±9	2.9	±0.3	
Graduate/Professional Degree	41	±5	8	43	22	18	7	1	2	±11	2.8	±0.3	
RACE/ETHNICITY													
Non-Hispanic White	28	±3	15	53	16	11	3	0	2	±6	2.4	±0.2	
Total Minority	27	±4	11	35	25	12	10	3	5	±7	3.0	±0.2	
Non-Hispanic Black	19	±5	15	47	6	9	12	6	4	±12	2.9	±0.4	
Hispanic	25	±6	8	30	34	16	6	0	NR	±15	3.0	±0.4	
GENDER													
Male	28	±3	14	46	19	11	5	1	3	±5	2.7	±0.2	
Female	26	±5	12	45	24	9	7	1	2	±13	2.7	±0.3	
SERVICE/COMPONENT BY PAYGRADE													
Army/ARNG/USAR Enlisted	28	±5	13	42	19	14	8	1	4	±10	2.8	±0.3	
Army/ARNG/USAR Officers	34	±5	9	47	24	15	4	0	1	±8	2.6	±0.2	
Navy/USNR Enlisted	26	±5	16	33	20	11	9	3	7	±12	3.0	±0.4	
Navy/USNR Officers	32	±6	11	48	27	7	3	2	2	±11	2.5	±0.2	
Marine Corps/USMCR Enlisted	27	±6	17	60	11	7	2	0	NR	±12	2.3	±0.3	
Marine Corps/USMCR Officers	35	±5	14	52	21	7	5	0	0	±8	2.4	±0.2	
Air Force/ANG/USAFR Enlisted	23	±4	14	56	20	6	2	1	1	±9	2.3	±0.2	
Air Force/ANG/USAFR Officers	37	±5	14	52	24	8	2	0	0	±8	2.3	±0.2	
Coast Guard Enlisted	16	±4	12	53	23	8	1	2	NR	±14	2.4	±0.3	
Coast Guard Officers	24	±6	12	58	21	4	5	1	NR	±13	2.3	±0.3	

Note. Percent responding are military members who answered the question and who reported they knew two or more languages other than English (Q90/Q91).

NR: Not reportable

106. What was the last year in which you used your third language?

- | | | |
|--------------------|----------|---------|
| 1. 2001 or earlier | 2. 2002 | 3. 2003 |
| 4. 2004 | 5. 2005 | 6. 2006 |
| 7. 2007 | 8. 2008 | 9. 2009 |
| 10. 2010 | 11. 2011 | |

	Percent Responding		Percentages											Max ME
			1	2	3	4	5	6	7	8	9	10	11	
TOTAL FORCE	27	±3	15	2	1	3	4	2	3	5	7	9	49	±5
Total Active Duty	29	±3	14	2	2	2	4	3	3	6	8	10	46	±5
Total Reserve	27	±7	9	1	1	NR	NR	1	3	4	3	6	62	±13
Total National Guard	21	±5	27	1	1	3	4	2	1	NR	4	4	46	±15
SERVICE/COMPONENT														
Army/ARNG/USAR	29	±4	16	1	1	3	6	4	2	4	5	8	51	±8
Navy/USNR	26	±4	13	3	3	2	3	1	2	3	10	14	46	±8
Marine Corps/USMCR	28	±5	13	1	2	1	2	1	6	10	6	8	51	±10
Air Force/ANG/USAFR	25	±3	17	2	2	2	3	1	4	8	8	7	47	±7
Coast Guard	18	±4	13	NR	3	5	2	2	2	6	5	13	49	±11
PAYGRADE														
Enlisted	26	±3	14	2	1	2	5	2	2	5	7	8	52	±6
3 to 5 Years of Service	27	±7	6	0	1	4	NR	2	1	5	6	8	61	±14
6 to 9 Years of Service	31	±7	14	2	2	1	8	0	2	5	6	7	52	±14
E1 – E4	28	±5	8	1	0	3	6	NR	2	6	5	6	61	±10
E5 – E9	24	±2	20	2	2	1	3	3	3	5	8	10	42	±5
Officers	34	±3	19	1	2	3	3	3	4	6	6	13	40	±5
W1 – W5	26	±5	23	3	NR	NR	1	5	3	4	5	12	44	±10
O1 – O3	31	±4	14	2	1	4	3	4	5	5	5	15	41	±7
O4 – O6	40	±4	23	1	3	2	3	2	3	7	7	10	39	±11
EDUCATION														
No College	19	±5	16	1	1	1	NR	1	3	8	10	11	44	±16
Some College	26	±4	13	2	2	3	6	3	2	5	5	8	51	±7
4-Year Degree	30	±5	15	3	0	2	4	2	3	4	7	9	50	±9
Graduate/Professional Degree	41	±5	20	1	2	2	1	3	2	5	8	10	45	±8
RACE/ETHNICITY														
Non-Hispanic White	27	±3	16	2	1	2	5	3	2	6	6	9	48	±6
Total Minority	27	±4	13	1	2	3	4	2	4	4	8	9	51	±7
Non-Hispanic Black	19	±5	19	0	2	NR	3	3	2	3	9	10	43	±13
Hispanic	24	±6	7	1	1	5	2	1	3	6	5	10	58	±13
GENDER														
Male	28	±3	15	2	2	3	4	2	3	6	7	8	49	±5
Female	26	±5	16	2	1	1	4	2	2	4	6	12	51	±11
SERVICE/COMPONENT BY PAYGRADE														
Army/ARNG/USAR Enlisted	28	±5	15	1	0	3	6	3	1	4	5	7	54	±10
Army/ARNG/USAR Officers	34	±5	20	1	2	3	3	5	4	7	5	13	38	±11
Navy/USNR Enlisted	25	±5	11	3	3	3	4	1	1	3	11	14	47	±10
Navy/USNR Officers	32	±6	19	1	2	1	2	2	4	2	8	15	44	±15
Marine Corps/USMCR Enlisted	27	±6	13	1	2	NR	NR	1	6	10	5	7	53	±12
Marine Corps/USMCR Officers	35	±5	14	3	1	6	3	3	5	7	7	13	39	±8
Air Force/ANG/USAFR Enlisted	23	±4	16	2	2	1	3	1	5	9	8	5	48	±9
Air Force/ANG/USAFR Officers	37	±5	19	1	2	5	3	1	3	5	6	12	43	±8
Coast Guard Enlisted	16	±4	10	NR	3	NR	3	2	1	NR	6	15	50	±13
Coast Guard Officers	24	±6	20	NR	6	5	NR	4	4	5	1	6	48	±13

Note. Percent responding are military members who answered the question and who reported they knew two or more languages other than English (Q90/Q91).
NR: Not reportable

107. Have you ever taken a language proficiency test in your third language?

	Percent Responding		Percentages	Max ME	Percentage Reporting Yes
			Yes		
TOTAL FORCE	28	±3	8	±3	
Total Active Duty	29	±3	9	±4	
Total Reserve	27	±7	9	±12	
Total National Guard	22	±5	5	±6	
SERVICE/COMPONENT					
Army/ARNG/USAR	29	±4	10	±6	
Navy/USNR	27	±4	7	±5	
Marine Corps/USMCR	28	±5	8	±8	
Air Force/ANG/USAFR	26	±3	4	±3	
Coast Guard	18	±4	2	±5	
PAYGRADE					
Enlisted	26	±3	8	±4	
3 to 5 Years of Service	27	±7	12	±14	
6 to 9 Years of Service	31	±7	7	±6	
E1 – E4	28	±5	7	±8	
E5 – E9	25	±2	8	±5	
Officers	34	±3	10	±3	
W1 – W5	26	±5	16	±9	
O1 – O3	32	±4	7	±4	
O4 – O6	40	±4	12	±5	
EDUCATION					
No College	19	±5	2	±5	
Some College	27	±4	7	±5	
4-Year Degree	30	±5	7	±4	
Graduate/Professional Degree	41	±5	16	±9	
RACE/ETHNICITY					
Non-Hispanic White	28	±3	7	±5	
Total Minority	27	±4	10	±4	
Non-Hispanic Black	20	±5	11	±8	
Hispanic	25	±6	7	±8	
GENDER					
Male	28	±3	8	±3	
Female	26	±5	9	±12	
SERVICE/COMPONENT BY PAYGRADE					
Army/ARNG/USAR Enlisted	28	±5	10	±7	
Army/ARNG/USAR Officers	34	±5	12	±5	
Navy/USNR Enlisted	26	±5	7	±7	
Navy/USNR Officers	32	±6	7	±5	
Marine Corps/USMCR Enlisted	27	±6	8	±10	
Marine Corps/USMCR Officers	35	±5	7	±5	
Air Force/ANG/USAFR Enlisted	23	±4	2	±3	
Air Force/ANG/USAFR Officers	37	±5	9	±6	
Coast Guard Enlisted	16	±4	NR		
Coast Guard Officers	24	±6	3	±9	

Note. Percent responding are military members who answered the question and who reported they knew two or more languages other than English (Q90/Q91).

NR: Not reportable

108. What year did you take your most recent language proficiency test in your third language?

- | | | |
|--------------------|----------|---------|
| 1. 2001 or earlier | 2. 2002 | 3. 2003 |
| 4. 2004 | 5. 2005 | 6. 2006 |
| 7. 2007 | 8. 2008 | 9. 2009 |
| 10. 2010 | 11. 2011 | |

	Percent Responding		Percentages											Max ME
			1	2	3	4	5	6	7	8	9	10	11	
TOTAL FORCE	2	±1	20	2	1	4	6	2	NR	2	7	NR	30	±17
Total Active Duty	2	±1	17	1	1	5	5	3	2	2	6	NR	NR	±13
Total Reserve	2	±3	NR	NR	NR	1	NR	NR	NR	NR	NR	NR	NR	±5
Total National Guard	1	±1	NR	NR	NR	NR	NR	NR	NR	NR	NR	NR	NR	
SERVICE/COMPONENT														
Army/ARNG/USAR	3	±2	16	3	1	4	NR	2	NR	2	6	NR	NR	±13
Navy/USNR	2	±2	NR	NR	NR	1	3	NR	NR	NR	NR	NR	NR	±9
Marine Corps/USMCR	2	±2	NR	NR	NR	2	NR	NR	NR	NR	NR	2	NR	±10
Air Force/ANG/USAFR	1	±1	NR	NR	NR	NR	NR	NR	NR	NR	NR	NR	NR	
Coast Guard	0	±1	NR	NR	NR	NR	NR	NR	NR	NR	NR	NR	NR	
PAYGRADE														
Enlisted	2	±1	18	NR	NR	2	NR	NR	NR	NR	4	NR	NR	±14
3 to 5 Years of Service	3	±3	NR	NR	NR	NR	NR	NR	NR	NR	NR	NR	NR	
6 to 9 Years of Service	2	±2	NR	NR	NR	NR	NR	NR	NR	NR	NR	NR	NR	
E1 – E4	2	±2	NR	NR	NR	NR	NR	NR	NR	NR	NR	NR	NR	
E5 – E9	2	±1	NR	NR	NR	NR	NR	NR	NR	NR	NR	10	NR	±15
Officers	3	±1	27	3	4	10	7	5	2	3	16	8	16	±14
W1 – W5	4	±2	NR	NR	NR	NR	NR	NR	NR	NR	NR	NR	NR	
O1 – O3	2	±1	NR	NR	NR	NR	NR	NR	NR	NR	NR	6	NR	±13
O4 – O6	4	±2	NR	NR	NR	13	NR	NR	NR	NR	NR	9	NR	±16
EDUCATION														
No College	0	±1	NR	NR	NR	NR	NR	NR	NR	NR	NR	NR	NR	
Some College	2	±2	NR	NR	0	NR	NR	NR	NR	NR	NR	NR	NR	±3
4-Year Degree	2	±1	NR	NR	NR	NR	NR	NR	NR	NR	NR	NR	NR	
Graduate/Professional Degree	6	±3	16	NR	3	8	3	4	2	1	14	7	NR	±17
RACE/ETHNICITY														
Non-Hispanic White	2	±1	22	3	1	5	NR	3	NR	3	4	NR	NR	±17
Total Minority	2	±1	18	0	1	3	NR	1	5	1	11	12	NR	±16
Non-Hispanic Black	2	±2	NR	NR	NR	NR	NR	NR	NR	NR	NR	NR	NR	
Hispanic	2	±2	NR	NR	NR	NR	NR	NR	NR	NR	NR	0	NR	±2
GENDER														
Male	2	±1	22	1	1	5	8	2	1	2	8	NR	NR	±13
Female	2	±3	NR	NR	NR	NR	NR	NR	NR	NR	NR	NR	NR	
SERVICE/COMPONENT BY PAYGRADE														
Army/ARNG/USAR Enlisted	3	±2	13	NR	NR	4	NR	NR	NR	NR	NR	NR	NR	±16
Army/ARNG/USAR Officers	4	±2	NR	NR	NR	NR	NR	3	NR	NR	NR	8	NR	±12
Navy/USNR Enlisted	2	±2	NR	NR	NR	NR	NR	NR	NR	NR	NR	NR	NR	
Navy/USNR Officers	2	±2	NR	NR	NR	NR	NR	NR	NR	NR	NR	NR	NR	
Marine Corps/USMCR Enlisted	2	±2	NR	NR	NR	NR	NR	NR	NR	NR	NR	NR	NR	
Marine Corps/USMCR Officers	2	±2	NR	NR	NR	NR	NR	NR	NR	NR	NR	NR	NR	
Air Force/ANG/USAFR Enlisted	0	±1	NR	NR	NR	NR	NR	NR	NR	NR	NR	NR	NR	
Air Force/ANG/USAFR Officers	3	±2	NR	NR	NR	NR	NR	NR	NR	NR	NR	NR	NR	
Coast Guard Enlisted	NA		NA	NA	NA	NA	NA	NA	NA	NA	NA	NA	NA	
Coast Guard Officers	1	±2	NR	NR	NR	NR	NR	NR	NR	NR	NR	NR	NR	

Note. Percent responding are military members who answered the question, who reported they knew two or more languages other than English (Q90/Q91), and who had taken a language proficiency test in their third language (Q107).

NR: Not reportable

NA: Not applicable

109. Which of the following was your most recent proficiency test in your third language?

1. Defense Language Proficiency Test (DLPT)
2. Foreign Service Institute (FSI)
3. Interagency Language Roundtable (ILR)
4. American Council on the Teaching of Foreign Languages (ACTFL) Oral Proficiency Interview (OPI)
5. Other Oral Proficiency Interview
6. Other

	Percent Responding		Percentages						Max ME
			1	2	3	4	5	6	
TOTAL FORCE	2	±1	80	0°	0°	3	7	10	±12
Total Active Duty	2	±1	84	0°	0°	2	9	5	±12
Total Reserve	2	±3	NR	0°	0°	NR	NR	NR	±0
Total National Guard	1	±1	NR	0°	0°	NR	NR	NR	±0
SERVICE/COMPONENT									
Army/ARNG/USAR	3	±2	86	0°	0°	2	3	9	±14
Navy/USNR	2	±1	NR	0°	0°	NR	NR	NR	±0
Marine Corps/USMCR	2	±2	NR	0°	0°	1	NR	NR	±4
Air Force/ANG/USAFR	1	±1	NR	0°	0°	NR	NR	NR	±0
Coast Guard	0	±1	NR	0°	0°	NR	NR	NR	
PAYGRADE									
Enlisted	2	±1	80	0°	0°	3	7	10	±16
3 to 5 Years of Service	3	±3	NR	0°	0°	NR	NR	NR	±0
6 to 9 Years of Service	2	±2	NR	0°	0°	NR	NR	NR	±0
E1 – E4	2	±2	NR	0°	0°	NR	NR	NR	±0
E5 – E9	2	±1	83	0°	0°	6	3	9	±16
Officers	3	±1	81	0°	0°	2	NR	12	±13
W1 – W5	4	±2	NR	0°	0°	NR	NR	NR	±0
O1 – O3	2	±1	NR	0°	0°	1	NR	NR	±4
O4 – O6	5	±2	86	0°	0°	NR	NR	12	±15
EDUCATION									
No College	0	±1	NR	0°	0°	NR	NR	NR	
Some College	2	±2	NR	0°	0°	4	NR	NR	±12
4-Year Degree	2	±1	NR	0°	0°	NR	NR	0	±2
Graduate/Professional Degree	6	±4	80	0°	0°	1	7	12	±17
RACE/ETHNICITY									
Non-Hispanic White	2	±1	87	0°	0°	1	NR	8	±16
Total Minority	3	±1	71	0°	0°	6	10	NR	±17
Non-Hispanic Black	2	±2	NR	0°	0°	NR	NR	NR	±0
Hispanic	2	±2	NR	0°	0°	NR	NR	NR	±0
GENDER									
Male	2	±1	78	0°	0°	2	7	12	±13
Female	2	±3	NR	0°	0°	NR	NR	2	±10
SERVICE/COMPONENT BY PAYGRADE									
Army/ARNG/USAR Enlisted	3	±2	NR	0°	0°	NR	NR	NR	±0
Army/ARNG/USAR Officers	4	±2	NR	0°	0°	1	NR	NR	±6
Navy/USNR Enlisted	2	±2	NR	0°	0°	NR	NR	NR	±0
Navy/USNR Officers	2	±2	NR	0°	0°	NR	NR	NR	±0
Marine Corps/USMCR Enlisted	2	±2	NR	0°	0°	NR	NR	NR	±0
Marine Corps/USMCR Officers	2	±2	NR	0°	0°	NR	NR	NR	±0
Air Force/ANG/USAFR Enlisted	0	±1	NR	0°	0°	NR	NR	NR	±0
Air Force/ANG/USAFR Officers	3	±2	NR	0°	0°	NR	NR	NR	±0
Coast Guard Enlisted	0	±1	NR	0°	0°	NR	NR	NR	
Coast Guard Officers	1	±2	NR	0°	0°	NR	NR	NR	

Note: Percent responding are military members who answered the question, who reported they knew two or more languages other than English (Q90/Q91), and who had taken a language proficiency test in their third language (Q107).

NR: Not reportable

° Response option never endorsed.

116. Have you ever been deployed or stationed outside the 50 United States and the District of Columbia?

	Percent Responding		Percentages	Max ME	Percentage Reporting Yes
			Yes		
TOTAL FORCE	98	±1	72	±3	
Total Active Duty	98	±2	74	±3	
Total Reserve	99	±1	65	±8	
Total National Guard	99	±1	72	±7	
SERVICE/COMPONENT					
Army/ARNG/USAR	98	±2	73	±5	
Navy/USNR	97	±2	70	±4	
Marine Corps/USMCR	98	±2	70	±6	
Air Force/ANG/USAFR	99	±1	74	±3	
Coast Guard	99	±2	39	±5	
PAYGRADE					
Enlisted	98	±1	70	±3	
3 to 5 Years of Service	97	±3	64	±8	
6 to 9 Years of Service	98	±2	78	±8	
E1 – E4	97	±2	49	±6	
E5 – E9	99	±1	88	±2	
Officers	100	±1	81	±3	
W1 – W5	99	±1	92	±5	
O1 – O3	100	±1	72	±5	
O4 – O6	99	±1	91	±3	
EDUCATION					
No College	96	±3	66	±7	
Some College	98	±2	72	±4	
4-Year Degree	100	±1	73	±6	
Graduate/Professional Degree	100	±1	78	±7	
RACE/ETHNICITY					
Non-Hispanic White	98	±1	72	±4	
Total Minority	98	±1	72	±4	
Non-Hispanic Black	97	±2	74	±6	
Hispanic	99	±2	72	±7	
GENDER					
Male	98	±1	75	±3	
Female	98	±2	60	±6	
SERVICE/COMPONENT BY PAYGRADE					
Army/ARNG/USAR Enlisted	98	±2	71	±5	
Army/ARNG/USAR Officers	100	±1	83	±6	
Navy/USNR Enlisted	97	±2	68	±5	
Navy/USNR Officers	99	±1	80	±5	
Marine Corps/USMCR Enlisted	97	±2	68	±7	
Marine Corps/USMCR Officers	99	±1	90	±3	
Air Force/ANG/USAFR Enlisted	99	±2	73	±4	
Air Force/ANG/USAFR Officers	100	±1	79	±5	
Coast Guard Enlisted	98	±2	36	±5	
Coast Guard Officers	99	±2	51	±7	

Note. Percent responding are military members who answered the question.

117. How many times have you been deployed or stationed outside the 50 United States and the District of Columbia?

- 1. Not deployed
- 2. 1 Time
- 3. 2 Times
- 4. 3 Times
- 5. 4 Times
- 6. 5 Times
- 7. 6 or more times

	Percent Responding		Percentages							Max ME	Average Times Deployed		
			1	2	3	4	5	6	7				
TOTAL FORCE	98	±1	28	22	16	11	7	5	11	±3	3.4	±0.2	
Total Active Duty	97	±2	26	20	14	12	9	6	13	±3	3.6	±0.2	
Total Reserve	99	±1	35	28	16	8	5	2	6	±8	2.8	±0.4	
Total National Guard	99	±1	28	20	22	12	6	4	9	±7	3.3	±0.3	
SERVICE/COMPONENT													
Army/ARNG/USAR	98	±2	27	24	20	12	8	4	6	±5	2.8	±0.2	
Navy/USNR	97	±2	30	19	13	9	7	7	15	±4	4.0	±0.4	
Marine Corps/USMCR	97	±2	30	28	12	10	5	5	11	±6	3.2	±0.4	
Air Force/ANG/USAFR	99	±1	26	17	12	12	9	7	18	±3	4.5	±0.3	
Coast Guard	98	±2	61	12	7	4	2	1	12	±5	6.3	±1.1	
PAYGRADE													
Enlisted	98	±1	30	23	15	10	7	5	10	±3	3.3	±0.2	
3 to 5 Years of Service	97	±3	36	40	17	5	1	1	0	±8	1.6	±0.2	
6 to 9 Years of Service	98	±2	22	17	27	19	8	3	4	±8	2.7	±0.3	
E1 – E4	97	±2	51	29	13	5	1	0	0	±6	1.7	±0.2	
E5 – E9	99	±1	12	17	17	15	12	8	18	±3	4.1	±0.2	
Officers	99	±1	19	18	17	14	10	7	15	±3	3.9	±0.2	
W1 – W5	99	±1	8	12	14	16	14	11	25	±5	4.7	±0.4	
O1 – O3	99	±1	28	23	20	13	5	5	6	±6	2.8	±0.3	
O4 – O6	99	±1	9	13	14	16	15	10	23	±4	4.7	±0.4	
EDUCATION													
No College	96	±3	34	26	14	10	6	4	6	±7	2.8	±0.3	
Some College	98	±2	28	21	16	11	8	5	12	±4	3.5	±0.2	
4-Year Degree	100	±1	27	22	16	12	6	5	11	±6	3.5	±0.3	
Graduate/Professional Degree	99	±1	22	17	16	11	11	8	15	±7	4.0	±0.3	
RACE/ETHNICITY													
Non-Hispanic White	98	±1	28	22	14	11	8	5	12	±4	3.7	±0.2	
Total Minority	98	±1	28	22	18	11	7	5	9	±4	3.0	±0.2	
Non-Hispanic Black	97	±2	27	20	17	13	7	5	10	±6	3.1	±0.3	
Hispanic	99	±2	28	22	21	10	7	4	8	±7	2.9	±0.3	
GENDER													
Male	98	±1	25	21	16	12	8	6	13	±3	3.6	±0.2	
Female	98	±2	40	24	16	8	4	3	4	±6	2.5	±0.3	
SERVICE/COMPONENT BY PAYGRADE													
Army/ARNG/USAR Enlisted	98	±2	29	25	20	11	7	3	6	±5	2.6	±0.2	
Army/ARNG/USAR Officers	100	±1	17	20	20	16	11	6	10	±6	3.2	±0.2	
Navy/USNR Enlisted	96	±2	32	20	12	9	6	7	14	±5	4.0	±0.4	
Navy/USNR Officers	99	±2	20	14	19	12	9	8	17	±6	4.1	±0.5	
Marine Corps/USMCR Enlisted	97	±3	32	29	11	9	4	5	10	±7	3.0	±0.4	
Marine Corps/USMCR Officers	99	±1	10	15	17	17	12	10	19	±4	4.1	±0.3	
Air Force/ANG/USAFR Enlisted	98	±2	27	17	12	12	9	6	17	±4	4.4	±0.4	
Air Force/ANG/USAFR Officers	100	±1	21	17	10	13	9	9	21	±5	5.0	±0.6	
Coast Guard Enlisted	98	±2	65	11	7	3	2	1	11	±5	6.3	±1.4	
Coast Guard Officers	99	±2	49	17	6	7	2	3	16	±7	6.2	±1.3	

Note. Percent responding are military members who answered the question. Members who reported they had not been deployed or stationed outside the 50 United States and the District of Columbia (Q116/Q117) are coded as "Not deployed." Average Times Deployed excludes those who are not deployed.

121. How much do you agree or disagree with each of the following statements?

a. I can enjoy being with people whose values are very different from mine.

1. Strongly disagree

2. Disagree

3. Neither agree nor disagree

4. Agree

5. Strongly agree

	Percent Responding		Percentages					Max ME	Average Agreement		
			1	2	3	4	5				
TOTAL FORCE	94	±2	1	7	12	51	29	±3	4.0	±0.1	
Total Active Duty	93	±2	1	7	12	52	28	±3	4.0	±0.1	
Total Reserve	94	±3	1	6	12	47	35	±8	4.1	±0.2	
Total National Guard	95	±3	0	8	10	55	26	±7	4.0	±0.2	
SERVICE/COMPONENT											
Army/ARNG/USAR	94	±3	1	7	12	50	30	±5	4.0	±0.1	
Navy/USNR	92	±3	2	7	12	50	29	±5	4.0	±0.1	
Marine Corps/USMCR	94	±3	2	10	12	50	25	±6	3.9	±0.2	
Air Force/ANG/USAFR	94	±2	0	5	12	55	28	±4	4.0	±0.1	
Coast Guard	96	±2	1	6	13	47	34	±5	4.1	±0.1	
PAYGRADE											
Enlisted	93	±2	1	6	12	51	29	±3	4.0	±0.1	
3 to 5 Years of Service	92	±4	1	6	12	51	30	±8	4.0	±0.2	
6 to 9 Years of Service	95	±3	2	7	11	50	31	±8	4.0	±0.2	
E1 – E4	94	±3	1	4	12	51	32	±6	4.1	±0.1	
E5 – E9	93	±2	1	8	13	51	26	±3	3.9	±0.1	
Officers	96	±1	1	8	9	52	29	±3	4.0	±0.1	
W1 – W5	96	±2	3	11	16	46	25	±6	3.8	±0.2	
O1 – O3	97	±2	1	9	8	53	29	±6	4.0	±0.2	
O4 – O6	96	±2	1	7	9	52	30	±4	4.0	±0.1	
EDUCATION											
No College	91	±4	2	7	16	51	23	±7	3.9	±0.2	
Some College	93	±2	1	7	12	52	28	±4	4.0	±0.1	
4-Year Degree	96	±2	1	7	9	50	34	±6	4.1	±0.1	
Graduate/Professional Degree	97	±2	1	6	8	52	33	±6	4.1	±0.1	
RACE/ETHNICITY											
Non-Hispanic White	95	±2	1	8	13	51	27	±4	3.9	±0.1	
Total Minority	92	±3	1	5	10	51	33	±4	4.1	±0.1	
Non-Hispanic Black	89	±5	1	6	11	52	31	±6	4.1	±0.1	
Hispanic	94	±3	1	5	9	50	35	±8	4.1	±0.2	
GENDER											
Male	94	±2	1	7	12	52	28	±3	4.0	±0.1	
Female	94	±3	1	5	12	51	31	±6	4.1	±0.1	
SERVICE/COMPONENT BY PAYGRADE											
Army/ARNG/USAR Enlisted	93	±3	1	6	12	50	30	±5	4.0	±0.1	
Army/ARNG/USAR Officers	98	±2	1	10	10	50	29	±6	4.0	±0.2	
Navy/USNR Enlisted	92	±3	2	7	13	50	28	±5	4.0	±0.1	
Navy/USNR Officers	94	±3	1	6	8	53	32	±6	4.1	±0.1	
Marine Corps/USMCR Enlisted	93	±4	2	11	13	50	25	±7	3.9	±0.2	
Marine Corps/USMCR Officers	96	±2	2	8	12	50	28	±5	3.9	±0.1	
Air Force/ANG/USAFR Enlisted	94	±2	0	4	13	55	28	±5	4.0	±0.1	
Air Force/ANG/USAFR Officers	96	±3	0	7	9	56	28	±6	4.0	±0.1	
Coast Guard Enlisted	96	±3	1	5	14	47	33	±6	4.1	±0.1	
Coast Guard Officers	96	±3	0	7	8	49	35	±7	4.1	±0.2	

Note. Percent responding are military members who answered the question.

121. How much do you agree or disagree with each of the following statements?

b. I see myself as someone who has few artistic interests.

1. Strongly disagree 2. Disagree 3. Neither agree nor disagree
 4. Agree 5. Strongly agree

	Percent Responding		Percentages					Max ME	Average Agreement		
			1	2	3	4	5				
TOTAL FORCE	92	±2	14	36	19	24	6	±3	2.7	±0.1	
Total Active Duty	92	±2	14	36	19	24	7	±3	2.7	±0.1	
Total Reserve	91	±4	18	39	17	20	6	±7	2.6	±0.2	
Total National Guard	92	±4	12	33	21	28	6	±7	2.8	±0.2	
SERVICE/COMPONENT											
Army/ARNG/USAR	92	±3	14	37	17	25	7	±5	2.7	±0.2	
Navy/USNR	90	±3	15	34	22	23	6	±4	2.7	±0.1	
Marine Corps/USMCR	93	±3	13	34	20	25	7	±6	2.8	±0.2	
Air Force/ANG/USAFR	92	±2	15	36	21	23	6	±4	2.7	±0.1	
Coast Guard	94	±3	17	31	20	25	6	±5	2.7	±0.2	
PAYGRADE											
Enlisted	91	±2	15	34	20	24	7	±3	2.8	±0.1	
3 to 5 Years of Service	90	±5	17	34	19	22	9	±8	2.7	±0.2	
6 to 9 Years of Service	91	±5	14	34	22	23	7	±8	2.7	±0.2	
E1 – E4	91	±4	17	33	19	23	8	±6	2.7	±0.2	
E5 – E9	91	±2	13	36	21	25	6	±3	2.8	±0.1	
Officers	95	±2	14	44	15	23	4	±3	2.6	±0.1	
W1 – W5	93	±3	14	42	18	23	3	±6	2.6	±0.2	
O1 – O3	95	±2	13	42	17	24	4	±6	2.6	±0.1	
O4 – O6	94	±2	15	47	13	21	4	±4	2.5	±0.1	
EDUCATION											
No College	91	±4	11	28	26	27	8	±7	2.9	±0.2	
Some College	90	±3	14	35	19	25	7	±4	2.8	±0.1	
4-Year Degree	95	±2	19	38	17	22	5	±6	2.6	±0.2	
Graduate/Professional Degree	95	±2	15	48	13	21	4	±6	2.5	±0.1	
RACE/ETHNICITY											
Non-Hispanic White	93	±2	14	37	20	24	6	±4	2.7	±0.1	
Total Minority	90	±3	16	34	18	24	8	±4	2.7	±0.1	
Non-Hispanic Black	86	±5	15	33	18	25	9	±6	2.8	±0.2	
Hispanic	92	±3	19	37	17	21	7	±8	2.6	±0.2	
GENDER											
Male	92	±2	14	36	20	24	7	±3	2.7	±0.1	
Female	91	±4	19	36	14	24	6	±6	2.6	±0.2	
SERVICE/COMPONENT BY PAYGRADE											
Army/ARNG/USAR Enlisted	91	±3	14	36	17	25	8	±6	2.7	±0.2	
Army/ARNG/USAR Officers	96	±2	15	42	16	23	4	±6	2.6	±0.1	
Navy/USNR Enlisted	89	±3	16	31	24	23	7	±5	2.7	±0.2	
Navy/USNR Officers	93	±3	12	48	14	22	4	±6	2.6	±0.2	
Marine Corps/USMCR Enlisted	93	±4	13	33	21	26	8	±7	2.8	±0.2	
Marine Corps/USMCR Officers	94	±3	13	44	14	23	6	±5	2.6	±0.2	
Air Force/ANG/USAFR Enlisted	92	±2	15	34	22	23	6	±4	2.7	±0.1	
Air Force/ANG/USAFR Officers	94	±3	14	45	15	21	4	±6	2.6	±0.2	
Coast Guard Enlisted	94	±3	17	28	22	26	7	±6	2.8	±0.2	
Coast Guard Officers	95	±3	15	41	16	24	4	±7	2.6	±0.2	

Note. Percent responding are military members who answered the question.

121. How much do you agree or disagree with each of the following statements?

c. I avoid settings where people don't share my values.

1. Strongly disagree
4. Agree

2. Disagree
5. Strongly agree

3. Neither agree nor disagree

	Percent Responding		Percentages					Max ME	Average Agreement		
			1	2	3	4	5				
TOTAL FORCE	92	±2	14	48	21	15	3	±3	2.5	±0.1	
Total Active Duty	92	±2	13	46	23	16	3	±3	2.5	±0.1	
Total Reserve	93	±4	17	49	20	11	2	±7	2.3	±0.2	
Total National Guard	92	±4	12	52	18	15	3	±7	2.5	±0.2	
SERVICE/COMPONENT											
Army/ARNG/USAR	93	±3	14	46	24	14	3	±5	2.5	±0.1	
Navy/USNR	91	±3	13	47	21	15	3	±5	2.5	±0.1	
Marine Corps/USMCR	93	±3	13	47	19	16	5	±6	2.5	±0.2	
Air Force/ANG/USAFR	92	±2	13	53	18	15	1	±4	2.4	±0.1	
Coast Guard	94	±3	16	47	23	12	2	±5	2.4	±0.1	
PAYGRADE											
Enlisted	92	±2	14	46	23	15	3	±3	2.5	±0.1	
3 to 5 Years of Service	91	±4	16	46	21	16	1	±8	2.4	±0.2	
6 to 9 Years of Service	94	±3	15	43	23	13	7	±8	2.5	±0.2	
E1 – E4	93	±3	14	46	25	12	3	±6	2.4	±0.2	
E5 – E9	91	±2	13	46	21	17	3	±3	2.5	±0.1	
Officers	94	±2	13	56	16	14	2	±4	2.4	±0.1	
W1 – W5	94	±3	10	47	20	17	6	±6	2.6	±0.2	
O1 – O3	95	±2	14	57	16	13	1	±6	2.3	±0.1	
O4 – O6	94	±2	12	57	14	15	2	±4	2.4	±0.1	
EDUCATION											
No College	89	±4	10	49	23	14	4	±7	2.5	±0.2	
Some College	92	±2	14	44	24	16	3	±4	2.5	±0.1	
4-Year Degree	94	±3	15	51	18	15	2	±6	2.4	±0.1	
Graduate/Professional Degree	96	±2	15	57	15	10	2	±6	2.3	±0.1	
RACE/ETHNICITY											
Non-Hispanic White	93	±2	12	48	23	14	2	±4	2.5	±0.1	
Total Minority	90	±3	16	47	19	15	3	±4	2.4	±0.1	
Non-Hispanic Black	87	±5	15	51	17	13	3	±6	2.4	±0.2	
Hispanic	93	±3	18	43	21	15	3	±7	2.4	±0.2	
GENDER											
Male	92	±2	13	47	22	16	3	±3	2.5	±0.1	
Female	93	±3	16	53	18	10	3	±6	2.3	±0.2	
SERVICE/COMPONENT BY PAYGRADE											
Army/ARNG/USAR Enlisted	92	±3	14	44	25	14	3	±6	2.5	±0.1	
Army/ARNG/USAR Officers	95	±2	14	55	16	13	2	±6	2.3	±0.2	
Navy/USNR Enlisted	91	±3	14	44	23	16	3	±5	2.5	±0.1	
Navy/USNR Officers	92	±3	11	60	13	14	2	±6	2.4	±0.1	
Marine Corps/USMCR Enlisted	93	±4	13	46	20	16	5	±7	2.6	±0.2	
Marine Corps/USMCR Officers	94	±2	11	56	17	14	2	±5	2.4	±0.1	
Air Force/ANG/USAFR Enlisted	92	±3	13	52	18	15	1	±5	2.4	±0.1	
Air Force/ANG/USAFR Officers	95	±3	12	58	14	15	0	±6	2.3	±0.1	
Coast Guard Enlisted	94	±3	16	46	24	11	3	±6	2.4	±0.2	
Coast Guard Officers	96	±3	14	49	20	15	2	±7	2.4	±0.2	

Note. Percent responding are military members who answered the question.

121. How much do you agree or disagree with each of the following statements?

d. If given a choice, I will usually visit a foreign country rather than vacation at home.

1. Strongly disagree
4. Agree2. Disagree
5. Strongly agree

3. Neither agree nor disagree

	Percent Responding		Percentages					Max ME	Average Agreement		
			1	2	3	4	5				
TOTAL FORCE	93	±2	5	17	22	31	25	±3	3.5	±0.1	
Total Active Duty	93	±2	5	17	21	31	26	±3	3.6	±0.1	
Total Reserve	94	±3	4	15	24	30	28	±7	3.6	±0.2	
Total National Guard	94	±3	7	21	21	32	17	±7	3.3	±0.2	
SERVICE/COMPONENT											
Army/ARNG/USAR	94	±3	6	17	20	32	24	±5	3.5	±0.1	
Navy/USNR	92	±3	3	16	24	32	25	±4	3.6	±0.1	
Marine Corps/USMCR	93	±3	4	17	20	28	30	±6	3.6	±0.2	
Air Force/ANG/USAFR	94	±2	5	19	23	29	24	±4	3.5	±0.1	
Coast Guard	96	±2	4	22	23	28	23	±5	3.4	±0.2	
PAYGRADE											
Enlisted	93	±2	6	17	22	31	25	±3	3.5	±0.1	
3 to 5 Years of Service	92	±4	5	14	24	30	27	±7	3.6	±0.2	
6 to 9 Years of Service	95	±3	5	15	21	30	30	±8	3.6	±0.2	
E1 – E4	94	±3	4	11	23	31	31	±6	3.7	±0.2	
E5 – E9	92	±2	7	22	21	31	20	±3	3.3	±0.1	
Officers	96	±1	4	19	22	31	24	±3	3.5	±0.1	
W1 – W5	96	±2	7	26	21	30	16	±6	3.2	±0.2	
O1 – O3	96	±2	3	16	23	30	27	±6	3.6	±0.2	
O4 – O6	96	±2	4	21	21	33	21	±4	3.5	±0.1	
EDUCATION											
No College	91	±4	6	21	25	27	21	±7	3.4	±0.2	
Some College	93	±2	6	17	21	31	25	±4	3.5	±0.1	
4-Year Degree	96	±2	4	17	22	31	27	±6	3.6	±0.2	
Graduate/Professional Degree	97	±2	3	15	19	36	26	±6	3.7	±0.1	
RACE/ETHNICITY											
Non-Hispanic White	94	±2	6	19	25	29	22	±3	3.4	±0.1	
Total Minority	92	±3	4	14	17	35	30	±4	3.7	±0.1	
Non-Hispanic Black	88	±5	6	15	14	38	27	±6	3.6	±0.2	
Hispanic	94	±3	2	14	17	33	33	±8	3.8	±0.2	
GENDER											
Male	93	±2	6	18	22	31	23	±3	3.5	±0.1	
Female	93	±3	4	12	20	32	31	±6	3.8	±0.2	
SERVICE/COMPONENT BY PAYGRADE											
Army/ARNG/USAR Enlisted	93	±3	7	17	20	33	24	±5	3.5	±0.2	
Army/ARNG/USAR Officers	97	±2	4	17	22	32	24	±6	3.5	±0.2	
Navy/USNR Enlisted	92	±3	3	14	25	33	25	±5	3.6	±0.2	
Navy/USNR Officers	93	±3	4	25	19	30	22	±6	3.4	±0.2	
Marine Corps/USMCR Enlisted	93	±4	4	17	21	27	31	±7	3.6	±0.2	
Marine Corps/USMCR Officers	95	±2	4	20	20	29	28	±5	3.6	±0.2	
Air Force/ANG/USAFR Enlisted	93	±2	6	19	24	28	23	±4	3.4	±0.1	
Air Force/ANG/USAFR Officers	96	±3	3	18	23	32	24	±5	3.6	±0.2	
Coast Guard Enlisted	96	±3	4	21	24	28	24	±6	3.5	±0.2	
Coast Guard Officers	96	±3	6	24	22	28	19	±7	3.3	±0.2	

Note. Percent responding are military members who answered the question.

121. How much do you agree or disagree with each of the following statements?

e. I can be comfortable with nearly all kinds of people.

1. Strongly disagree
4. Agree2. Disagree
5. Strongly agree

3. Neither agree nor disagree

	Percent Responding		Percentages					Max ME	Average Agreement		
			1	2	3	4	5				
TOTAL FORCE	93	±2	1	4	7	51	37	±3	4.2	±0.1	
Total Active Duty	93	±2	1	3	8	50	38	±3	4.2	±0.1	
Total Reserve	94	±3	1	3	6	49	40	±8	4.2	±0.2	
Total National Guard	94	±3	1	5	6	57	31	±7	4.1	±0.1	
SERVICE/COMPONENT											
Army/ARNG/USAR	94	±3	1	4	7	50	38	±5	4.2	±0.1	
Navy/USNR	92	±3	1	3	6	52	37	±5	4.2	±0.1	
Marine Corps/USMCR	93	±3	0	5	8	50	37	±6	4.2	±0.1	
Air Force/ANG/USAFR	94	±2	0	3	8	54	35	±4	4.2	±0.1	
Coast Guard	96	±2	1	3	8	49	39	±5	4.2	±0.1	
PAYGRADE											
Enlisted	93	±2	1	4	7	50	38	±3	4.2	±0.1	
3 to 5 Years of Service	92	±4	1	4	7	48	40	±8	4.2	±0.2	
6 to 9 Years of Service	95	±3	1	6	6	49	38	±8	4.2	±0.2	
E1 – E4	93	±3	1	4	6	47	43	±6	4.3	±0.1	
E5 – E9	92	±2	1	4	8	53	34	±3	4.1	±0.1	
Officers	96	±1	0	3	8	55	34	±3	4.2	±0.1	
W1 – W5	96	±2	1	5	10	57	28	±6	4.1	±0.1	
O1 – O3	96	±2	0	3	8	53	36	±6	4.2	±0.1	
O4 – O6	96	±2	0	2	7	56	34	±4	4.2	±0.1	
EDUCATION											
No College	91	±4	1	6	9	49	35	±7	4.1	±0.2	
Some College	93	±2	1	4	7	50	38	±4	4.2	±0.1	
4-Year Degree	96	±2	0	4	7	53	36	±6	4.2	±0.1	
Graduate/Professional Degree	97	±2	0	2	7	53	38	±6	4.3	±0.1	
RACE/ETHNICITY											
Non-Hispanic White	94	±2	1	4	9	52	34	±4	4.1	±0.1	
Total Minority	92	±3	1	3	5	48	44	±4	4.3	±0.1	
Non-Hispanic Black	88	±5	1	3	5	51	41	±6	4.3	±0.1	
Hispanic	94	±3	1	2	5	46	46	±7	4.3	±0.1	
GENDER											
Male	93	±2	1	4	7	51	37	±3	4.2	±0.1	
Female	94	±3	0	4	6	49	40	±6	4.2	±0.1	
SERVICE/COMPONENT BY PAYGRADE											
Army/ARNG/USAR Enlisted	93	±3	1	4	7	49	39	±6	4.2	±0.1	
Army/ARNG/USAR Officers	97	±2	0	3	9	51	37	±6	4.2	±0.1	
Navy/USNR Enlisted	91	±3	1	4	6	50	39	±5	4.2	±0.1	
Navy/USNR Officers	94	±3	0	2	5	63	30	±6	4.2	±0.1	
Marine Corps/USMCR Enlisted	93	±4	0	5	8	49	38	±7	4.2	±0.2	
Marine Corps/USMCR Officers	96	±2	0	6	5	56	33	±5	4.2	±0.1	
Air Force/ANG/USAFR Enlisted	93	±2	1	3	8	53	36	±5	4.2	±0.1	
Air Force/ANG/USAFR Officers	96	±3	0	2	9	56	32	±6	4.2	±0.1	
Coast Guard Enlisted	96	±3	1	3	8	48	40	±6	4.2	±0.1	
Coast Guard Officers	96	±3	0	3	7	54	36	±7	4.2	±0.1	

Note. Percent responding are military members who answered the question.

121. How much do you agree or disagree with each of the following statements?

f. I would like to live in a foreign country for a while.

1. Strongly disagree
4. Agree2. Disagree
5. Strongly agree

3. Neither agree nor disagree

	Percent Responding		Percentages					Max ME	Average Agreement		
			1	2	3	4	5				
TOTAL FORCE	93	±2	4	11	17	35	32	±3	3.8	±0.1	
Total Active Duty	93	±2	4	9	16	36	35	±3	3.9	±0.1	
Total Reserve	92	±4	3	13	21	31	31	±7	3.7	±0.2	
Total National Guard	93	±3	8	18	15	34	25	±7	3.5	±0.2	
SERVICE/COMPONENT											
Army/ARNG/USAR	93	±3	4	13	17	35	31	±5	3.8	±0.1	
Navy/USNR	92	±3	4	10	18	34	34	±4	3.8	±0.1	
Marine Corps/USMCR	93	±3	6	9	14	35	35	±6	3.8	±0.2	
Air Force/ANG/USAFR	93	±2	4	10	18	36	33	±4	3.8	±0.1	
Coast Guard	95	±2	5	12	20	29	34	±5	3.7	±0.2	
PAYGRADE											
Enlisted	92	±2	5	12	18	34	31	±3	3.8	±0.1	
3 to 5 Years of Service	92	±4	4	10	16	37	33	±8	3.8	±0.2	
6 to 9 Years of Service	94	±3	4	11	20	29	37	±8	3.8	±0.2	
E1 – E4	93	±3	3	9	18	35	35	±6	3.9	±0.2	
E5 – E9	92	±2	6	14	18	34	28	±3	3.6	±0.1	
Officers	95	±2	3	9	12	38	37	±3	4.0	±0.1	
W1 – W5	95	±3	6	15	16	37	25	±6	3.6	±0.2	
O1 – O3	95	±2	3	7	11	38	41	±5	4.1	±0.1	
O4 – O6	95	±2	3	11	12	39	35	±5	3.9	±0.1	
EDUCATION											
No College	91	±4	7	15	22	27	28	±7	3.5	±0.2	
Some College	92	±2	4	11	16	37	31	±4	3.8	±0.1	
4-Year Degree	94	±3	4	10	17	34	35	±6	3.9	±0.2	
Graduate/Professional Degree	96	±2	2	8	13	38	39	±6	4.0	±0.1	
RACE/ETHNICITY											
Non-Hispanic White	94	±2	5	12	16	36	31	±4	3.8	±0.1	
Total Minority	91	±3	4	9	18	33	35	±4	3.9	±0.1	
Non-Hispanic Black	86	±5	6	12	21	35	26	±6	3.6	±0.2	
Hispanic	94	±3	2	9	17	31	41	±8	4.0	±0.2	
GENDER											
Male	93	±2	5	11	17	35	32	±3	3.8	±0.1	
Female	92	±4	4	11	17	35	33	±6	3.8	±0.2	
SERVICE/COMPONENT BY PAYGRADE											
Army/ARNG/USAR Enlisted	92	±3	5	13	17	35	30	±5	3.7	±0.2	
Army/ARNG/USAR Officers	97	±2	4	9	13	39	36	±6	3.9	±0.2	
Navy/USNR Enlisted	91	±3	4	10	20	32	34	±5	3.8	±0.2	
Navy/USNR Officers	93	±3	4	10	11	40	34	±6	3.9	±0.2	
Marine Corps/USMCR Enlisted	93	±4	7	9	15	36	34	±7	3.8	±0.2	
Marine Corps/USMCR Officers	95	±2	2	12	11	34	41	±5	4.0	±0.1	
Air Force/ANG/USAFR Enlisted	93	±2	5	10	19	35	31	±5	3.8	±0.1	
Air Force/ANG/USAFR Officers	95	±3	2	9	10	37	42	±6	4.1	±0.2	
Coast Guard Enlisted	95	±3	4	13	20	29	34	±6	3.8	±0.2	
Coast Guard Officers	95	±3	7	11	19	31	33	±7	3.7	±0.2	

Note. Percent responding are military members who answered the question.

121. How much do you agree or disagree with each of the following statements?

g. I see myself as someone who has an active imagination.

1. Strongly disagree
4. Agree2. Disagree
5. Strongly agree

3. Neither agree nor disagree

	Percent Responding		Percentages					Max ME	Average Agreement		
			1	2	3	4	5				
TOTAL FORCE	93	±2	1	4	10	49	36	±3	4.1	±0.1	
Total Active Duty	93	±2	1	3	10	47	39	±3	4.2	±0.1	
Total Reserve	93	±4	2	4	9	47	37	±8	4.1	±0.2	
Total National Guard	94	±3	2	8	11	56	23	±7	3.9	±0.2	
SERVICE/COMPONENT											
Army/ARNG/USAR	93	±3	2	5	10	50	34	±5	4.1	±0.1	
Navy/USNR	92	±3	1	3	12	47	37	±5	4.2	±0.1	
Marine Corps/USMCR	93	±3	1	3	8	46	43	±6	4.3	±0.1	
Air Force/ANG/USAFR	94	±2	1	5	11	50	33	±4	4.1	±0.1	
Coast Guard	96	±2	1	4	9	46	41	±5	4.2	±0.1	
PAYGRADE											
Enlisted	93	±2	1	4	10	48	36	±3	4.1	±0.1	
3 to 5 Years of Service	92	±4	2	3	8	45	42	±8	4.2	±0.2	
6 to 9 Years of Service	93	±4	1	5	10	45	39	±8	4.2	±0.2	
E1 – E4	93	±3	1	4	9	42	44	±6	4.2	±0.1	
E5 – E9	93	±2	1	4	11	54	30	±3	4.1	±0.1	
Officers	96	±1	0	5	10	53	32	±3	4.1	±0.1	
W1 – W5	96	±2	1	5	13	55	27	±6	4.0	±0.1	
O1 – O3	96	±2	0	5	9	51	34	±6	4.1	±0.1	
O4 – O6	96	±2	1	5	10	54	30	±4	4.1	±0.1	
EDUCATION											
No College	91	±4	2	2	13	47	36	±7	4.1	±0.2	
Some College	93	±2	1	4	10	49	36	±4	4.1	±0.1	
4-Year Degree	95	±3	1	6	9	48	36	±6	4.1	±0.2	
Graduate/Professional Degree	97	±2	0	4	10	53	33	±6	4.1	±0.1	
RACE/ETHNICITY											
Non-Hispanic White	94	±2	1	5	11	50	34	±4	4.1	±0.1	
Total Minority	91	±3	1	3	9	47	39	±4	4.2	±0.1	
Non-Hispanic Black	89	±5	2	2	9	52	34	±6	4.1	±0.2	
Hispanic	92	±4	0	3	8	44	44	±7	4.3	±0.1	
GENDER											
Male	94	±2	1	4	10	49	36	±3	4.1	±0.1	
Female	92	±4	2	6	9	47	35	±6	4.1	±0.2	
SERVICE/COMPONENT BY PAYGRADE											
Army/ARNG/USAR Enlisted	93	±3	2	5	10	49	35	±5	4.1	±0.1	
Army/ARNG/USAR Officers	97	±2	0	5	10	52	32	±6	4.1	±0.1	
Navy/USNR Enlisted	92	±3	1	3	13	45	39	±5	4.2	±0.1	
Navy/USNR Officers	94	±3	0	4	9	57	29	±6	4.1	±0.1	
Marine Corps/USMCR Enlisted	93	±4	1	3	7	46	44	±7	4.3	±0.1	
Marine Corps/USMCR Officers	95	±2	0	4	11	49	36	±5	4.1	±0.1	
Air Force/ANG/USAFR Enlisted	93	±2	1	5	11	50	34	±4	4.1	±0.1	
Air Force/ANG/USAFR Officers	96	±2	1	6	10	52	32	±6	4.1	±0.1	
Coast Guard Enlisted	96	±3	1	3	8	45	43	±6	4.3	±0.1	
Coast Guard Officers	96	±3	0	5	13	49	32	±7	4.1	±0.2	

Note. Percent responding are military members who answered the question.

121. How much do you agree or disagree with each of the following statements?**h. A good teacher is one who makes you wonder about your way of looking at things.**1. Strongly disagree
4. Agree2. Disagree
5. Strongly agree

3. Neither agree nor disagree

	Percent Responding		Percentages					Max ME	Average Agreement		
			1	2	3	4	5				
TOTAL FORCE	94	±2	1	4	12	45	38	±3	4.2	±0.1	
Total Active Duty	93	±2	1	3	13	46	38	±3	4.2	±0.1	
Total Reserve	94	±3	2	4	10	42	42	±8	4.2	±0.2	
Total National Guard	94	±3	1	5	13	48	33	±7	4.1	±0.2	
SERVICE/COMPONENT											
Army/ARNG/USAR	94	±3	2	4	10	45	40	±5	4.2	±0.1	
Navy/USNR	92	±3	0	5	15	44	36	±5	4.1	±0.1	
Marine Corps/USMCR	93	±3	1	3	12	47	38	±6	4.2	±0.1	
Air Force/ANG/USAFR	94	±2	1	3	14	48	34	±4	4.1	±0.1	
Coast Guard	96	±2	1	2	14	46	36	±5	4.2	±0.1	
PAYGRADE											
Enlisted	93	±2	1	4	12	44	39	±3	4.2	±0.1	
3 to 5 Years of Service	92	±4	1	3	12	39	45	±8	4.2	±0.2	
6 to 9 Years of Service	95	±3	1	2	14	45	38	±8	4.2	±0.2	
E1 – E4	93	±3	1	3	10	39	47	±6	4.3	±0.1	
E5 – E9	93	±2	1	4	15	49	31	±3	4.1	±0.1	
Officers	96	±1	2	3	10	51	34	±5	4.1	±0.1	
W1 – W5	96	±2	1	5	13	52	29	±6	4.0	±0.1	
O1 – O3	96	±2	3	3	10	50	33	±10	4.1	±0.2	
O4 – O6	96	±2	1	2	10	51	35	±4	4.2	±0.1	
EDUCATION											
No College	91	±4	2	3	16	43	36	±7	4.1	±0.2	
Some College	93	±2	1	4	12	46	38	±4	4.2	±0.1	
4-Year Degree	96	±2	2	3	12	45	38	±6	4.1	±0.2	
Graduate/Professional Degree	97	±2	0	2	9	48	40	±6	4.3	±0.1	
RACE/ETHNICITY											
Non-Hispanic White	94	±2	1	4	14	47	34	±4	4.1	±0.1	
Total Minority	92	±3	1	2	9	44	43	±4	4.3	±0.1	
Non-Hispanic Black	89	±5	2	3	10	44	41	±6	4.2	±0.2	
Hispanic	94	±2	0	1	8	44	47	±7	4.4	±0.1	
GENDER											
Male	94	±2	1	4	12	46	37	±3	4.1	±0.1	
Female	94	±3	1	3	11	43	42	±6	4.2	±0.2	
SERVICE/COMPONENT BY PAYGRADE											
Army/ARNG/USAR Enlisted	93	±3	1	4	10	43	41	±6	4.2	±0.1	
Army/ARNG/USAR Officers	97	±2	3	3	10	50	34	±10	4.1	±0.2	
Navy/USNR Enlisted	92	±3	0	5	16	42	37	±5	4.1	±0.1	
Navy/USNR Officers	94	±3	1	4	9	56	31	±6	4.1	±0.1	
Marine Corps/USMCR Enlisted	93	±4	1	3	12	47	38	±7	4.2	±0.2	
Marine Corps/USMCR Officers	96	±2	1	3	13	47	36	±5	4.1	±0.1	
Air Force/ANG/USAFR Enlisted	93	±2	1	3	15	47	34	±5	4.1	±0.1	
Air Force/ANG/USAFR Officers	96	±3	1	1	12	50	36	±5	4.2	±0.1	
Coast Guard Enlisted	96	±3	1	2	14	47	36	±6	4.2	±0.1	
Coast Guard Officers	96	±3	0	2	18	42	38	±7	4.2	±0.1	

Note. Percent responding are military members who answered the question.

122. Are you an active duty member or in the National Guard/Reserve? Constructed from administrative data.

1. Active duty

2. Reserve

3. National Guard

	Percent Responding		Percentages			Max ME
			1	2	3	
TOTAL FORCE	100	±0	63	19	18	±2
Total Active Duty	100	±0	100	0	0	±0
Total Reserve	100	±0	0	100	0	±0
Total National Guard	100	±0	0	0	100	±0
SERVICE/COMPONENT						
Army/ARNG/USAR	100	±0	50	25	25	±4
Navy/USNR	100	±0	83	17	0	±2
Marine Corps/USMCR	100	±0	84	16	0	±4
Air Force/ANG/USAFR	100	±0	65	11	24	±2
Coast Guard	100	±0	100	0	0	±0
PAYGRADE						
Enlisted	100	±0	63	19	18	±3
3 to 5 Years of Service	100	±0	61	26	13	±7
6 to 9 Years of Service	100	±0	64	19	17	±8
E1 – E4	100	±0	64	22	13	±5
E5 – E9	100	±0	62	16	22	±2
Officers	100	±0	66	18	16	±3
W1 – W5	100	±0	65	13	21	±5
O1 – O3	100	±0	69	15	16	±6
O4 – O6	100	±0	62	23	15	±3
EDUCATION						
No College	100	±0	67	15	17	±7
Some College	100	±0	66	16	18	±3
4-Year Degree	100	±0	54	25	21	±6
Graduate/Professional Degree	100	±0	65	25	10	±6
RACE/ETHNICITY						
Non-Hispanic White	100	±0	61	18	21	±3
Total Minority	100	±0	67	20	12	±3
Non-Hispanic Black	100	±0	65	23	12	±6
Hispanic	100	±0	65	22	13	±8
GENDER						
Male	100	±0	65	17	18	±2
Female	100	±0	57	27	16	±6
SERVICE/COMPONENT BY PAYGRADE						
Army/ARNG/USAR Enlisted	100	±0	49	25	26	±4
Army/ARNG/USAR Officers	100	±0	55	21	24	±6
Navy/USNR Enlisted	100	±0	84	16	0	±2
Navy/USNR Officers	100	±0	80	20	0	±2
Marine Corps/USMCR Enlisted	100	±0	84	16	0	±4
Marine Corps/USMCR Officers	100	±0	85	15	0	±2
Air Force/ANG/USAFR Enlisted	100	±0	64	10	26	±3
Air Force/ANG/USAFR Officers	100	±0	69	14	17	±4
Coast Guard Enlisted	100	±0	100	0	0	±0
Coast Guard Officers	100	±0	100	0	0	±0

Note. Percent responding are military members who answered the survey and for whom administrative data are available.

123. Of which Service or Component are you a member? Constructed from administrative data.

1. Army/ARNG/USAR

2. Navy/USNR

3. Marine Corps/USMCR

4. Air Force/ANG/USAFR

5. Coast Guard

	Percent Responding		Percentages					Max ME
			1	2	3	4	5	
TOTAL FORCE	100	±0	49	17	10	22	2	±1
Total Active Duty	100	±0	39	22	14	23	3	±1
Total Reserve	100	±0	64	15	9	13	0	±4
Total National Guard	100	±0	69	0	0	31	0	±4
SERVICE/COMPONENT								
Army/ARNG/USAR	100	±0	100	0	0	0	0	±0
Navy/USNR	100	±0	0	100	0	0	0	±0
Marine Corps/USMCR	100	±0	0	0	100	0	0	±0
Air Force/ANG/USAFR	100	±0	0	0	0	100	0	±0
Coast Guard	100	±0	0	0	0	0	100	±0
PAYGRADE								
Enlisted	100	±0	49	17	11	22	2	±1
3 to 5 Years of Service	100	±0	51	14	17	17	2	±6
6 to 9 Years of Service	100	±0	50	19	10	18	2	±7
E1 – E4	100	±0	53	14	15	17	1	±3
E5 – E9	100	±0	45	19	8	26	2	±2
Officers	100	±0	49	18	7	24	2	±2
W1 – W5	100	±0	82	5	8	0	5	±2
O1 – O3	100	±0	49	18	7	23	2	±4
O4 – O6	100	±0	41	21	6	31	2	±3
EDUCATION								
No College	100	±0	38	20	23	17	2	±7
Some College	100	±0	49	16	10	23	2	±3
4-Year Degree	100	±0	56	15	5	22	1	±5
Graduate/Professional Degree	100	±0	49	19	4	27	1	±5
RACE/ETHNICITY								
Non-Hispanic White	100	±0	48	15	10	25	2	±2
Total Minority	100	±0	50	20	10	18	1	±3
Non-Hispanic Black	100	±0	56	17	7	19	1	±4
Hispanic	100	±0	51	18	14	15	2	±6
GENDER								
Male	100	±0	49	17	11	22	2	±2
Female	100	±0	49	19	6	24	2	±6
SERVICE/COMPONENT BY PAYGRADE								
Army/ARNG/USAR Enlisted	100	±0	100	0	0	0	0	±0
Army/ARNG/USAR Officers	100	±0	100	0	0	0	0	±0
Navy/USNR Enlisted	100	±0	0	100	0	0	0	±0
Navy/USNR Officers	100	±0	0	100	0	0	0	±0
Marine Corps/USMCR Enlisted	100	±0	0	0	100	0	0	±0
Marine Corps/USMCR Officers	100	±0	0	0	100	0	0	±0
Air Force/ANG/USAFR Enlisted	100	±0	0	0	0	100	0	±0
Air Force/ANG/USAFR Officers	100	±0	0	0	0	100	0	±0
Coast Guard Enlisted	100	±0	0	0	0	0	100	±0
Coast Guard Officers	100	±0	0	0	0	0	100	±0

Note. Percent responding are military members who answered the survey and for whom administrative data are available.

Survey Instrument



Human Resources Strategic Assessment Program (HRSAP)

Information and Technology for Better Decision Making

- You have reached the redirect page for Department of Defense Human Resources Strategic Assessment Program (HRSAP) surveys. You will be redirected to our contractor's web site (a secure .com site run by Data Recognition Corporation) to participate in the survey.
- Please enter your Ticket Number below, then click the Continue button to access your survey.

- If you are not automatically transferred, click on the link below:

<http://www.dodsurvey.net/>

Certification

Authorities: [10 USC 1782](#)

Sponsor: [Office of the Under Secretary of Defense for Personnel and Readiness](#)

Report Control Number: DD-P&R(AR) 2145

Contract: M67004-04-D-0018

Survey Results: <http://www.dmdc.osd.mil/surveys>



2011 Regional Proficiency Survey

Welcome

[Security Protection Advisory](#)

RCS# [DD-P&R\(AR\)2145](#)
[Exp. 04/30/2014](#)

You have been selected to take a survey about cultural experiences and language skills for members of the active duty, Reserve component and Coast Guard. When you click the *Continue* button below, you will be asked to:

- Create a Personal Identification Number (PIN)
- Read the Privacy Act and Informed Consent Statement
- Take the survey

Thank you for your time and participation.

[Frequently Asked Questions / How to Contact Us](#)

PRIVACY ACT STATEMENT & INFORMED CONSENT INFORMATION

In accordance with the Privacy Act, this notice informs you of the purpose of the survey and how the findings of these surveys will be used. It also provides information about the Privacy Act and about informed consent. Please read it carefully.

AUTHORITY: 10 United States Code Sections 136, 2358, 1782, and 14 USC 1.

PRINCIPAL PURPOSE: Information collected in this survey will be used to research cultural experiences and regional language proficiency. This information will assist in the formulation of policies which may be needed to improve the working environment. Reports will be provided to the Defense Language Office (DLO), Department of Defense (DoD), each Military Department, and the Joint Chiefs of Staff. Findings will be used in reports and testimony provided to Congress. Some findings may be published by the Defense Manpower Data Center (DMDC) or in professional journals, or presented at conferences, symposia, and scientific meetings. Data could be used in future research. Datasets without any identifying information may be analyzed by researchers outside of DMDC. Briefings and reports on results from these surveys will be posted on the Web: <http://www.dmdc.osd.mil/surveys/>.

ROUTINE USES: None.

DISCLOSURE: Providing information on this survey is voluntary. Most people can complete the survey within 20 minutes. There is no penalty or loss of benefits to which you are entitled if you choose not to respond. However, maximum participation is encouraged so that the data will be complete and representative. Your survey responses will be treated as confidential. Identifying information will be used only by government and contractor staff engaged in, and for purposes of, the survey research. For example, the research oversight office of the Office of the Under Secretary of Defense (Personnel and Readiness) and representatives of the U.S. Army Medical Research and Materiel Command are eligible to review research records as a part of their responsibility to protect human subjects in research. This survey is being conducted for research purposes. In no case will individual identifiable survey responses be reported. If you answer any items and indicate distress or being upset, etc., you will not be contacted for follow-up purposes. If you indicate a direct threat to harm yourself or others within responses or communications about the survey, DMDC will not notify an office in your area for any action.

SURVEY ELIGIBILITY AND POTENTIAL BENEFITS: DMDC uses well-established, scientific procedures to randomly select a sample that represents the Defense community based on combinations of demographic characteristics (e.g., Service and paygrade). This is your chance to be heard on issues that directly affect you, including activation/deployment experience, retention, and reunion and reintegration support. While there is no direct benefit for your individual participation, your responses on this survey **make a difference**.

STATEMENT OF RISK: The data collection procedures are not expected to involve any risk or discomfort to you. The only risk to you is accidental or unintentional disclosure of the data you provide. However, the government and its contractors have a number of policies and procedures to ensure that survey data are safe and protected. For example, no identifying information (name, address, Social Security Number) is ever stored in the same file as survey responses. Survey data may be shared with organizations doing research on DoD personnel but only after minimizing detailed demographic data (for example, paygrade and detailed location information) that could possibly be used to identify an individual. A confidentiality analysis is performed to reduce the risk of there being a combination of demographic variables that can single out an individual. Government and contractor staff members have been trained to protect client identity and are subject to civil penalties for violating your confidentiality.

If you experience any difficulties taking the survey, please contact the Survey Processing Center by sending an e-mail to RPSurvey@osd.pentagon.mil or call, toll-free, 1-800-881-5307. If you have concerns about your rights as a research participant, please contact: U.S. Army Medical Research and Materiel Command Office of Research Protections Institutional Review Board Office (HQ USAMRMC IRB), irboffice@amedd.army.mil, 301-619-6240.

Once you start answering the survey, if you desire to withdraw your answers, please notify the Survey Processing Center prior to November 23, 2011. Please include in the e-mail or phone message your name, Ticket Number, and the PIN that you selected when you started this survey. Unless withdrawn, partially completed survey data may be used after that date.

Click *Continue* if you agree to do the survey.

HOW TO CONTACT US

If you have questions or concerns about this survey, you have three ways to contact the Survey Operations Center:

- **Call:** 1-800-881-5307
- **E-mail:** RPSurvey@osd.pentagon.mil
- **Fax:** 1-763-268-3002

FREQUENTLY ASKED QUESTIONS

What is Defense Manpower Data Center (DMDC)?

- DMDC maintains the largest archive of personnel, manpower, training, and financial data in Department of Defense (DoD). DMDC also conducts Joint-Service surveys including the Status of Forces Surveys, QuickCompass, and Human Relations Surveys for the Department of Defense. To learn more, visit the DMDC Web site:

<http://www.dmdc.osd.mil/>

What is the QuickCompass (QC) Program?

- QuickCompass (QC) is a DoD personnel program that features Web-based surveys sponsored by the Under Secretary of Defense for Personnel and Readiness (USD[P&R]).
- These surveys enable the DoD to regularly assess the attitudes and opinions of the DoD community—active duty and Reserve component members, and DoD civilian employees—on the full range of personnel issues.

How do I know this is an official, approved DoD survey?

- In accordance with DoD Instruction 8910.01, all data collection in the Department must be licensed and show that license as a Report Control Symbol (RCS) with an expiration date. The RCS for this survey is RCS# DD-P&R(AR)2145, expiring 04/30/2014.

How did you pick me?

- DMDC uses well-established, scientific procedures to randomly select a sample that represents the Defense community based on combinations of demographic characteristics (e.g., Service and paygrade).

Why should I participate?

- This is your chance to be heard on issues that directly affect you, including cultural experiences and language skills.
- Your responses on this survey **make a difference**.

What is RPSurvey@osd.pentagon.mil?

- The official e-mail address for communicating with active duty, Reserve component and Coast Guard about this survey project. "RPSurvey" is short for Regional Proficiency.

Why am I being asked to use the Web?

- Web administration enables us to get survey results to senior Defense leaders faster.

Why are you using a .net instead of a .mil domain to field your survey?

- The survey is administered by our contractor, Data Recognition Corporation, an experienced survey operations company. The survey collection tool starts on a .mil site within DMDC. Once you enter your ticket number you are redirected to a contractor site which uses a .net domain. This allows everyone to access the survey, even from a non-government computer.

Do I have to answer all questions?

- No, it is not necessary to answer every question. Within the survey screen, you have four control buttons: Next Page (->), Previous Page (<-), Clear Responses and Save and Return Later. Use the these buttons to navigate through the survey or skip questions. Use the Save and Return Later button to give yourself flexibility to complete the survey at a convenient time. When you return to the survey Web site, enter your Ticket Number to get to the place in the survey where you had stopped.

Why does the survey ask personal questions?

- DMDC reports overall results, as well as by other characteristics, such as location, gender, etc. To complete these analyses, we must ask respondents for these types of demographic information.
- Analyzing results in this way provides Defense leaders information about the attitudes and concerns of all subgroups of personnel so that no groups are overlooked.

- Sometimes sensitive questions are asked in order to improve personnel policies, programs, and practices. As with all questions on the surveys, your responses will be held in confidence.

Will my answers be kept private?

- Your privacy will be safeguarded in accordance with the Privacy Act of 1974 (Public Law 93-579). Privacy Act Statement
- All data will be reported in the aggregate and no individual data will be reported.
- We encourage you to safeguard your Ticket Number to prevent unauthorized access to your survey. In addition, to ensure your privacy, be aware of the environment in which you take the survey (e.g., take the survey when no one else is home, take care to not leave the survey unattended).

Can I withdraw my answers once I have started the survey?

If you wish to withdraw your answers, please notify the Survey Processing Center prior to November 23, 2011 by sending an e-mail to RPSurvey@osd.pentagon.mil or calling, toll-free 1-800-881-5307. Include your name, Ticket Number and PIN.

Will I ever see the results of the survey?

- DMDC posts survey results on the following Web site:
<http://www.dmdc.osd.mil/surveys>

BACKGROUND INFORMATION

1. What is your current paygrade as of November 7, 2011? **Mark one.**

- | | | | |
|---|---|---|--|
| <input checked="" type="checkbox"/> E-1 | <input checked="" type="checkbox"/> E-6 | <input checked="" type="checkbox"/> W-1 | <input checked="" type="checkbox"/> O-1/O-1E |
| <input checked="" type="checkbox"/> E-2 | <input checked="" type="checkbox"/> E-7 | <input checked="" type="checkbox"/> W-2 | <input checked="" type="checkbox"/> O-2/O-2E |
| <input checked="" type="checkbox"/> E-3 | <input checked="" type="checkbox"/> E-8 | <input checked="" type="checkbox"/> W-3 | <input checked="" type="checkbox"/> O-3/O-3E |
| <input checked="" type="checkbox"/> E-4 | <input checked="" type="checkbox"/> E-9 | <input checked="" type="checkbox"/> W-4 | <input checked="" type="checkbox"/> O-4 |
| <input checked="" type="checkbox"/> E-5 | <input checked="" type="checkbox"/> W-5 | <input checked="" type="checkbox"/> O-5 | |
| | | <input checked="" type="checkbox"/> O-6 or above | |
| | | <input checked="" type="checkbox"/> None, I have separated or retired | |

2. How many years of military service have you completed (including enlisted, warrant officer, commissioned officer time, and military service years)? *To indicate less than 1 year, enter "0". To indicate 35 years or more, enter "35".*

Include in military service years:

- *Time spent as an active duty Service member*
- *Time spent as a National Guard/Reserve component member, to include:*
 - *Time spent as a Drilling unit Reservist/Traditional Guardsman*
 - *Time spent mobilized/activated on active duty*
 - *Time spent in a full-time, active duty program*
 - *Time spent in the Individual Ready Reserve (IRR)*
 - *Time spent as an Individual Mobilization Augmentee (IMA)*

Years

3. Are you Spanish/Hispanic/Latino?

- No, not Spanish/Hispanic/Latino
- Yes, Mexican, Mexican-American, Chicano, Puerto Rican, Cuban, or other Spanish/Hispanic/Latino

4. What is your race? **Mark one or more races to indicate what race you consider yourself to be.**

- White
- Black or African American
- American Indian or Alaska Native
- Asian (e.g., Asian Indian, Chinese, Filipino, Japanese, Korean, Vietnamese)
- Native Hawaiian or other Pacific Islander (e.g., Samoan, Guamanian or Chamorro)

5. Were you born in one of the 50 United States or the District of Columbia? ***This question concerns regional experience, not citizenship. If you were born on an overseas military base or in a U.S. territory, please answer "No".***

- Yes
- No

6. [Ask if Q5 = "No"] In what country or U. S. territory were you born?

7. Did you have any experiences outside of the 50 United States and the District of Columbia before entering into military and/or government service? **Mark "Yes" or "No".**

- Yes
- No

8. [Ask if Q7 = "Yes"] Which of the following experiences did you have outside of the 50 United States and the District of Columbia before entering into military and/or government service? **Mark all that apply.**

- Study abroad
- Volunteer programs (e.g., Peace Corps, Missionary)
- Employment other than volunteer programs
- Vacation (e.g., touring or visiting family)
- With the military as a dependent
- Other

[Ask if Q7 = "Yes" AND Q8 f = "Marked"] Please specify the other type of experience you had outside of the 50 United States and the District of Columbia before entering into military and/or government service.

9. [Ask if Q7 = "Yes" AND Q8 [MATCHING ITEM] = "Marked"] In what country or U. S. territory was your experience outside of the 50 United States and the District of Columbia before entering into military and/or government service?

Study Abroad

Volunteer programs (e.g., Peace Corps, Missionary)

Employment other than volunteer programs

Vacation (e.g., touring or visiting family)

With the military as a dependent

Other

10. [Ask if Q7 = "Yes" AND Q8 [MATCHING ITEM] = "Marked"] How long were you outside of the 50 United States and the District of Columbia for this experience? *Mark one answer for each item.*

	Don't know or can't remember					
	2 years or more					
	1 year to less than 2 years					
	7 months to less than 1 year					
	1 month to less than 7 months					
	Less than 1 month					
a. Study abroad	<input checked="" type="checkbox"/>	<input checked="" type="checkbox"/>	<input checked="" type="checkbox"/>	<input checked="" type="checkbox"/>	<input checked="" type="checkbox"/>	<input checked="" type="checkbox"/>
b. Volunteer programs (e.g., Peace Corps, Missionary)	<input checked="" type="checkbox"/>	<input checked="" type="checkbox"/>	<input checked="" type="checkbox"/>	<input checked="" type="checkbox"/>	<input checked="" type="checkbox"/>	<input checked="" type="checkbox"/>
c. Employment other than volunteer programs	<input checked="" type="checkbox"/>	<input checked="" type="checkbox"/>	<input checked="" type="checkbox"/>	<input checked="" type="checkbox"/>	<input checked="" type="checkbox"/>	<input checked="" type="checkbox"/>
d. Vacation (e.g., touring or visiting family)	<input checked="" type="checkbox"/>	<input checked="" type="checkbox"/>	<input checked="" type="checkbox"/>	<input checked="" type="checkbox"/>	<input checked="" type="checkbox"/>	<input checked="" type="checkbox"/>
e. With the military as a dependent	<input checked="" type="checkbox"/>	<input checked="" type="checkbox"/>	<input checked="" type="checkbox"/>	<input checked="" type="checkbox"/>	<input checked="" type="checkbox"/>	<input checked="" type="checkbox"/>
f. Other	<input checked="" type="checkbox"/>	<input checked="" type="checkbox"/>	<input checked="" type="checkbox"/>	<input checked="" type="checkbox"/>	<input checked="" type="checkbox"/>	<input checked="" type="checkbox"/>

11. What is the highest degree or level of school that you have completed? *Mark the one answer that describes the highest grade or degree that you have completed.*

- 12 years or less of school (no diploma)
- High school graduate — traditional diploma
- High school graduate — alternative diploma (home school, GED, etc.)
- Some college credit, but less than 1 year
- 1 or more years of college, no degree
- Associate's degree (e.g., AA, AS)
- Bachelor's degree (e.g., BA, AB, BS)
- Master's degree (e.g., MA, MS, MEd, MEng, MBA, MSW)
- Professional school degree (e.g., MD, JD, DVM)
- Doctoral degree (e.g., PhD, EdD)

12. [Ask if Q11 = "Bachelor's degree (e.g., BA, AB, BS)"] Did you complete double majors for your Bachelor's degree?

- Yes
- No

13. [Ask if Q11 = "Bachelor's degree (e.g., BA, AB, BS)"] What was your primary major for your Bachelor's degree?

13. [Ask if Q11 = "Bachelor's degree (e.g., BA, AB, BS)" AND Q13 = "Area/cultural studies"] Please specify the geographical or cultural region that was the focus of your study.

[Ask if Q11 = "Bachelor's degree (e.g., BA, AB, BS)" AND Q13 = "Foreign language"] Please specify the foreign language that was the focus of your study.

[Ask if Q11 = "Bachelor's degree (e.g., BA, AB, BS)" AND Q13 = "Other"] Please specify your major for your Bachelor's degree.

14. [Ask if Q11 = "Bachelor's degree (e.g., BA, AB, BS)" AND Q12 = "Yes"] What was your second major for your Bachelor's degree?

14. [Ask if Q11 = "Bachelor's degree (e.g., BA, AB, BS)" AND Q12 = "Yes" AND Q14 = "Area/cultural studies"] Please specify the geographical or cultural region that was the focus of your study.

[Ask if Q11 = "Bachelor's degree (e.g., BA, AB, BS)" AND Q12 = "Yes" AND Q14 = "Foreign language"] Please specify the foreign language that was the focus of your study.

[Ask if Q11 = "Bachelor's degree (e.g., BA, AB, BS)" AND Q12 = "Yes" AND Q14 = "Other"] Please specify your major for your Bachelor's degree.

15. [Ask if Q11 = "Master's degree (e.g., MA, MS, MEd, MEng, MBA, MSW)" OR Q11 = "Professional school degree (e.g., MD, JD, DVM)" OR Q11 = "Doctoral degree (e.g., PhD, EdD)"] What was your area of study for the highest degree that you have completed?

15. [Ask if Q11 = "Master's degree (e.g., MA, MS, MEd, MEng, MBA, MSW)" OR Q11 = "Professional school degree (e.g., MD, JD, DVM)" OR Q11 = "Doctoral degree (e.g., PhD, EdD)" AND Q15 = "Area/cultural studies"] Please specify the geographical or cultural region that was the focus of your study.

[Ask if Q11 = "Master's degree (e.g., MA, MS, MEd, MEng, MBA, MSW)" OR Q11 = "Professional school degree (e.g., MD, JD, DVM)" OR Q11 = "Doctoral degree (e.g., PhD, EdD)" AND Q15 = "Foreign language"] Please specify the foreign language that was the focus of your study.

[Ask if Q11 = "Master's degree (e.g., MA, MS, MEd, MEng, MBA, MSW)" OR Q11 = "Professional school degree (e.g., MD, JD, DVM)" OR Q11 = "Doctoral degree (e.g., PhD, EdD)" AND Q15 = "Other"] Please specify your area of study for the highest degree or level of school that you have completed.

REGIONAL PROFICIENCY

16. When you were growing up, did anyone in your household use a language other than English? Mark "Yes" or "No". If you heard even a few words of another language, please mark "Yes". If you saw even a few words written in another language, please mark, "Yes".

Yes

No

17. [Ask if Q16 = "Yes"] Please specify the language(s) other than English that were used in your household when growing up. If you heard or saw only one language other than English, please enter "NA" in the fields for the languages you heard the second most and third most.

a. Language used the most

b. Language used the second most

c. Language used the third most

18. Before age 18, did you live in a U. S. territory or any country other than the United States? Mark "Yes" or "No".

Yes

No

19. [Ask if Q18 = "Yes"] How many different countries or U. S. territories, outside of the 50 United States and the District of Columbia, did you live in before your 18th birthday? If you have lived in more than 9 U.S. territories or countries other than the United States, please enter "9".

 Countries or U.S. territories

20. How many different states (in the U. S. and including the District of Columbia) did you live in before your 18th birthday? *If you have lived in more than 9 states, please enter "9".*

 States

21. Is any language other than English used in your current household? Mark "Yes" or "No". *If you hear even a few words in another language, please mark "Yes". If you see even a few words written in another language, please mark, "Yes".*

- Yes
- No

22. [Ask if Q21 = "Yes"] Please specify the language(s) other than English that are used in your current household. *If only one language other than English is used, enter "NA" in the fields for the languages used the second most and third most.*

- a. Language used the most
- b. Language used the second most
- c. Language used the third most

23. In terms of your cultural identity, which of the following do you consider yourself to be?

- Monocultural
- Bicultural
- Multicultural

24. Have you completed any self-study on a geographic area outside of the 50 United States and the District of Columbia? Mark "Yes" or "No".

- Yes
- No

25. [Ask if Q24 = "Yes"] What was the geographic area of your self-study?

26. [Ask if Q24 = "Yes"] What year did you complete your self-study?

27. [Ask if (CSERVICE = "Marine Corps" OR RORG_CD = "US Marine Corps Reserve") AND (Q1 = "O-1/O-1E" OR Q1 = "O-2/O-2E" OR Q1 = "O-3/O-3E" OR Q1 = "O-4" OR Q1 = "O-5" OR Q1 = "O-6 or above")] Have you completed the following Professional Military Education (PME)? Mark "Yes" or "No" for each item.

	Yes	No
a. Expeditionary Warfare School (EWS; previously Amphibious Warfare School)	<input checked="" type="checkbox"/>	<input checked="" type="checkbox"/>
b. Marine Corps Command and Staff College (CSC)	<input checked="" type="checkbox"/>	<input checked="" type="checkbox"/>
c. USMC School of Advanced Warfighting (SAW)	<input checked="" type="checkbox"/>	<input checked="" type="checkbox"/>
d. Marine Corps War College (MCWAR)	<input checked="" type="checkbox"/>	<input checked="" type="checkbox"/>
e. Joint Forces Staff College (JFSC)	<input checked="" type="checkbox"/>	<input checked="" type="checkbox"/>
f. Industrial College of the Armed Forces (ICAF)	<input checked="" type="checkbox"/>	<input checked="" type="checkbox"/>
g. Naval Postgraduate School (NPS)	<input checked="" type="checkbox"/>	<input checked="" type="checkbox"/>
h. National War College (NWC)	<input checked="" type="checkbox"/>	<input checked="" type="checkbox"/>
i. Sister School Command and Staff College (Air, Army, Naval)	<input checked="" type="checkbox"/>	<input checked="" type="checkbox"/>
j. Sister School Advanced Intermediate Program (School of Advanced Air and Space Studies/Advanced Studies Military Program at SAMS/Maritime Advanced Warfighting School; previously NOPC)	<input checked="" type="checkbox"/>	<input checked="" type="checkbox"/>
k. Sister School War College (Air, Army, Naval)	<input checked="" type="checkbox"/>	<input checked="" type="checkbox"/>
l. Other	<input checked="" type="checkbox"/>	<input checked="" type="checkbox"/>

[Ask if (CSERVICE = "Marine Corps" OR RORG_CD = "US Marine Corps Reserve") AND (Q1 = "O-1/O-1E" OR Q1 = "O-2/O-2E" OR Q1 = "O-3/O-3E" OR Q1 = "O-4" OR Q1 = "O-5" OR Q1 = "O-6 or above") AND Q27 I = "Yes"] Please specify the other Professional Military Education (PME) that you have completed.

28. [Ask if (CSERVICE = "Marine Corps" OR RORG_CD = "US Marine Corps Reserve") AND (Q1 = "O-1/O-1E" OR Q1 = "O-2/O-2E" OR Q1 = "O-3/O-3E" OR Q1 = "O-4" OR Q1 = "O-5" OR Q1 = "O-6 or above") AND Q27 [MATCHING ITEM] = "Yes"] What year did you complete the following Professional Military Education (PME)?

Expeditionary Warfare School (EWS; previously Amphibious Warfare School)

Marine Corps Command and Staff College (CSC)

USMC School of Advanced Warfighting (SAW)

Marine Corps War College (MCWAR)

Joint Forces Staff College (JFSC)

Industrial College of the Armed Forces (ICAF)

Naval Postgraduate School (NPS)

National War College (NWC)

Sister School Command and Staff College (Air, Army, Naval)

Sister School Advanced Intermediate Program (School of Advanced Air and Space Studies/ Advanced Studies Military Program at SAMS/ Maritime Advanced Warfighting School; previously NOPC)

Sister School War College (Air, Army, Naval)

Other

29. [Ask if (CSERVICE = "Marine Corps" OR RORG_CD = "US Marine Corps Reserve") AND (Q1 = "W-1" OR Q1 = "W-2" OR Q1 = "W-3" OR Q1 = "W-4" OR Q1 = "W-5")] Have you completed the following Professional Military Education (PME)? Mark "Yes" or "No" for each item.

	Yes	No
a. Leading Marines (Previously two courses: "Fundamentals of Marine Corps Leadership MCI" and "Counseling for Marines MCI")	<input checked="" type="checkbox"/>	<input checked="" type="checkbox"/>
b. Sergeant Course (SGTDEP/SNCOASC)	<input checked="" type="checkbox"/>	<input checked="" type="checkbox"/>
c. Career Course (SNCOACDEP/SNCOACC)	<input checked="" type="checkbox"/>	<input checked="" type="checkbox"/>
d. Advanced Course (SNCOAAC & SNCOADEP).....	<input checked="" type="checkbox"/>	<input checked="" type="checkbox"/>
e. First Sergeants Course (FSC).....	<input checked="" type="checkbox"/>	<input checked="" type="checkbox"/>
f. First Sergeant/Master Sergeant Seminar.....	<input checked="" type="checkbox"/>	<input checked="" type="checkbox"/>
g. Sergeant Major/Master Gunnery Sergeant Symposium	<input checked="" type="checkbox"/>	<input checked="" type="checkbox"/>
h. Senior Enlisted JPME (SEJPME) Course through NDU JFSC	<input checked="" type="checkbox"/>	<input checked="" type="checkbox"/>
i. CSEL KEYSTONE Course.....	<input checked="" type="checkbox"/>	<input checked="" type="checkbox"/>
j. Warrant Officer Basic Course	<input checked="" type="checkbox"/>	<input checked="" type="checkbox"/>
k. Expeditionary Warfare School (EWS; previously Amphibious Warfare School)	<input checked="" type="checkbox"/>	<input checked="" type="checkbox"/>
l. Marine Corps Command and Staff College (CSC)	<input checked="" type="checkbox"/>	<input checked="" type="checkbox"/>
m. USMC School of Advanced Warfighting (SAW)	<input checked="" type="checkbox"/>	<input checked="" type="checkbox"/>
n. Marine Corps War College (MCWAR)	<input checked="" type="checkbox"/>	<input checked="" type="checkbox"/>
o. Joint Forces Staff College (JFSC).....	<input checked="" type="checkbox"/>	<input checked="" type="checkbox"/>
p. Industrial College of the Armed Forces (ICAF)	<input checked="" type="checkbox"/>	<input checked="" type="checkbox"/>
q. Naval Postgraduate School (NPS).....	<input checked="" type="checkbox"/>	<input checked="" type="checkbox"/>
r. National War College (NWC)	<input checked="" type="checkbox"/>	<input checked="" type="checkbox"/>
s. Other.....	<input checked="" type="checkbox"/>	<input checked="" type="checkbox"/>

[Ask if (CSERVICE = "Marine Corps" OR RORG_CD = "US Marine Corps Reserve") AND (Q1 = "W-1" OR Q1 = "W-2" OR Q1 = "W-3" OR Q1 = "W-4" OR Q1 = "W-5") AND Q29 s = "Yes"] Please specify the other Professional Military Education (PME) that you have completed.

30. [Ask if (CSERVICE = "Marine Corps" OR RORG_CD = "US Marine Corps Reserve") AND (Q1 = "W-1" OR Q1 = "W-2" OR Q1 = "W-3" OR Q1 = "W-4" OR Q1 = "W-5") AND Q29 [MATCHING ITEM] = "Yes")] What year did you complete the following Professional Military Education (PME)?

Leading Marines (Previously two courses: "Fundamentals of Marine Corps Leadership MCI" and "Counseling for Marines MCI")

Sergeant Course (SGTDEP/SNCOASC)

Career Course (SNCOCD/EP/SNCOACC)

Advanced Course (SNCOAAC & SNCOAD/EP)

First Sergeants Course (FSC)

First Sergeant/Master Sergeant Seminar

Sergeant Major/Master Gunnery Sergeant Symposium

Senior Enlisted JPME (SEJPME) Course through NDU JFSC

CSEL KEYSTONE Course

Warrant Officer Basic Course

Expeditionary Warfare School (EWS; previously Amphibious Warfare School)

Marine Corps Command and Staff College (CSC)

USMC School of Advanced Warfighting (SAW)

Marine Corps War College (MCWAR)

Joint Forces Staff College (JFSC)

Industrial College of the Armed Forces (ICAF)

Naval Postgraduate School (NPS)

National War College (NWC)

Other

31. [Ask if (CSERVICE = "Air Force" OR RORG_CD = "US Air Force Reserve" OR RORG_CD = "Air National Guard") AND (Q1 = "O-1/O-1E" OR Q1 = "O-2/O-2E" OR Q1 = "O-3/O-3E" OR Q1 = "O-4" OR Q1 = "O-5" OR Q1 = "O-6 or above")] Have you completed the following Professional Military Education (PME)? Mark "Yes" or "No" for each item.

	Yes	No
a. Air and Space Basic Course (ASBC)	<input checked="" type="checkbox"/>	<input checked="" type="checkbox"/>
b. Squadron Officer School (SOS; before July 2011)	<input checked="" type="checkbox"/>	<input checked="" type="checkbox"/>
c. Squadron Officer School (SOS; after July 2011).....	<input checked="" type="checkbox"/>	<input checked="" type="checkbox"/>
d. Air Command and Staff College (ACSC)	<input checked="" type="checkbox"/>	<input checked="" type="checkbox"/>
e. Joint Forces Staff College (JFSC)	<input checked="" type="checkbox"/>	<input checked="" type="checkbox"/>
f. Industrial College of the Armed Forces (ICAF)	<input checked="" type="checkbox"/>	<input checked="" type="checkbox"/>
g. Air War College (AWC)	<input checked="" type="checkbox"/>	<input checked="" type="checkbox"/>
h. Naval Postgraduate School (NPS).....	<input checked="" type="checkbox"/>	<input checked="" type="checkbox"/>
i. National War College (NWC)	<input checked="" type="checkbox"/>	<input checked="" type="checkbox"/>
j. Sister School Command and Staff College (Army, Marine Corps, Naval)	<input checked="" type="checkbox"/>	<input checked="" type="checkbox"/>
k. School of Advanced Air and Space Studies (SAASS)	<input checked="" type="checkbox"/>	<input checked="" type="checkbox"/>

	Yes	No
i. Sister School Advanced Intermediate Program (Advanced Studies Military Program at SAMS/School of Advanced Warfighting/Maritime Advanced Warfighting School; previously NOPC)	<input checked="" type="checkbox"/>	<input checked="" type="checkbox"/>
m. Sister School War College (Army, Marine Corps, Naval).....	<input checked="" type="checkbox"/>	<input checked="" type="checkbox"/>
n. Other.....	<input checked="" type="checkbox"/>	<input checked="" type="checkbox"/>

[Ask if (CSERVICE = "Air Force" OR RORG_CD = "US Air Force Reserve" OR RORG_CD = "Air National Guard") AND (Q1 = "O-1/O-1E" OR Q1 = "O-2/O-2E" OR Q1 = "O-3/O-3E" OR Q1 = "O-4" OR Q1 = "O-5" OR Q1 = "O-6 or above") AND Q31 n = "Yes"] **Please specify the other Professional Military Education (PME) that you have completed.**

32. [Ask if (CSERVICE = "Air Force" OR RORG_CD = "US Air Force Reserve" OR RORG_CD = "Air National Guard") AND (Q1 = "O-1/O-1E" OR Q1 = "O-2/O-2E" OR Q1 = "O-3/O-3E" OR Q1 = "O-4" OR Q1 = "O-5" OR Q1 = "O-6 or above") AND Q31 [MATCHING ITEM] = "Yes"] What year did you complete the following Professional Military Education (PME)?

Air and Space Basic Course (ASBC)

Squadron Officer School (SOS; before July 2011)

Squadron Officer School (SOS; after July 2011)

Air Command and Staff College (ACSC)

Joint Forces Staff College (JFSC)

Industrial College of the Armed Forces (ICAF)

Air War College (AWC)

Naval Postgraduate School (NPS)

National War College (NWC)

Sister School Command and Staff College (Army, Marine Corps, Naval)

School of Advanced Air and Space Studies (SAASS)

Sister School Advanced Intermediate Program (Advanced Studies Military Program at SAMS/ School of Advanced Warfighting/Maritime Advanced Warfighting School; previously NOPC)

Sister School War College (Army, Marine Corps, Naval)

Other

33. [Ask if (CSERVICE = "Army" OR RORG_CD = "US Army Reserve" OR RORG_CD = "Army National Guard") AND (Q1 = "O-1/O-1E" OR Q1 = "O-2/O-2E" OR Q1 = "O-3/O-3E" OR Q1 = "O-4" OR Q1 = "O-5" OR Q1 = "O-6 or above")] Have you completed the following Professional Military Education (PME)? Mark "Yes" or "No" for each item.

	Yes	No
a. Basic Officer Leaders Course (BOLC II/III or BOLC-B; previously Officer Basic Course)	<input checked="" type="checkbox"/>	<input checked="" type="checkbox"/>
b. Captains Career Course (CCC; previously Officer Advanced Course and CAS3)	<input checked="" type="checkbox"/>	<input checked="" type="checkbox"/>
c. Intermediate Level Education (ILE) at US Army Command and General Staff School (CGSS)	<input checked="" type="checkbox"/>	<input checked="" type="checkbox"/>
d. Joint Forces Staff College (JFSC).....	<input checked="" type="checkbox"/>	<input checked="" type="checkbox"/>
e. Industrial College of the Armed Forces (ICAF)	<input checked="" type="checkbox"/>	<input checked="" type="checkbox"/>
f. National War College (NWC)	<input checked="" type="checkbox"/>	<input checked="" type="checkbox"/>
g. School of Advanced Military Studies (SAMS) - Advanced Studies Military Program (ASMP).....	<input checked="" type="checkbox"/>	<input checked="" type="checkbox"/>

	Yes	No
h. School of Advanced Military Studies (SAMS) - Senior Service College Advanced Operational Art Studies Fellowship (SSCAOAS)	<input checked="" type="checkbox"/>	<input checked="" type="checkbox"/>
i. US Army War College (USAWC)	<input checked="" type="checkbox"/>	<input checked="" type="checkbox"/>
j. Naval Postgraduate School (NPS).....	<input checked="" type="checkbox"/>	<input checked="" type="checkbox"/>
k. Sister School Command and Staff College (Air, Marine Corps, Naval)	<input checked="" type="checkbox"/>	<input checked="" type="checkbox"/>
l. Sister School War College (Air, Marine Corps, Naval).....	<input checked="" type="checkbox"/>	<input checked="" type="checkbox"/>
m. Sister School Advanced Intermediate Program (School of Advanced Air and Space Studies/School of Advanced Warfighting/Maritime Advanced Warfighting School; previously NOPC)	<input checked="" type="checkbox"/>	<input checked="" type="checkbox"/>
n. Other.....	<input checked="" type="checkbox"/>	<input checked="" type="checkbox"/>

[Ask if (CSERVICE = "Army" OR RORG_CD = "US Army Reserve" OR RORG_CD = "Army National Guard") AND (Q1 = "O-1/O-1E" OR Q1 = "O-2/O-2E" OR Q1 = "O-3/O-3E" OR Q1 = "O-4" OR Q1 = "O-5" OR Q1 = "O-6 or above") AND Q33 n = "Yes"] Please specify the other Professional Military Education (PME) that you have completed.

34. [Ask if (CSERVICE = "Army" OR RORG_CD = "US Army Reserve" OR RORG_CD = "Army National Guard") AND (Q1 = "O-1/O-1E" OR Q1 = "O-2/O-2E" OR Q1 = "O-3/O-3E" OR Q1 = "O-4" OR Q1 = "O-5" OR Q1 = "O-6 or above") AND Q33 [MATCHING ITEM] = "Yes"] What year did you complete the following Professional Military Education (PME)?

Basic Officer Leaders Course (BOLC II/III or BOLC-B; previously Officer Basic Course)

Captains Career Course (CCC; previously Officer Advanced Course and CAS3)

Intermediate Level Education (ILE) at US Army Command and General Staff School (CGSS)

Joint Forces Staff College (JFSC)

Industrial College of the Armed Forces (ICAF)

National War College (NWC)

School of Advanced Military Studies (SAMS) - Advanced Studies Military Program (ASMP)

School of Advanced Military Studies (SAMS) - Senior Service College Advanced Operational Art Studies Fellowship (SSCAOAS)

US Army War College (USAWC)

Naval Postgraduate School (NPS)

Sister School Command and Staff College (Air, Marine Corps, Naval)

Sister School War College (Air, Marine Corps, Naval)

Sister School Advanced Intermediate Program (School of Advanced Air and Space Studies/School of Advanced Warfighting/Maritime Advanced Warfighting School; previously NOPC)

Other

35. [Ask if (CSERVICE = "Army" OR RORG_CD = "US Army Reserve" OR RORG_CD = "Army National Guard") AND (Q1 = "W-1" OR Q1 = "W-2" OR Q1 = "W-3" OR Q1 = "W-4" OR Q1 = "W-5")] **Have you completed the following Professional Military Education (PME)? Mark "Yes" or "No" for each item.**

	Yes	No
a. Basic Combat Training (BCT)	<input checked="" type="checkbox"/>	<input checked="" type="checkbox"/>
b. Warrior Leader Course (WLC; previously PLDC)	<input checked="" type="checkbox"/>	<input checked="" type="checkbox"/>
c. Advanced Leader Course (ALC; previously BNCOC)	<input checked="" type="checkbox"/>	<input checked="" type="checkbox"/>
d. Senior Leader Course (SLC; previously ANCOG)	<input checked="" type="checkbox"/>	<input checked="" type="checkbox"/>
e. First Sergeant Course (FSC)	<input checked="" type="checkbox"/>	<input checked="" type="checkbox"/>
f. Sergeants Major Course (SMC)	<input checked="" type="checkbox"/>	<input checked="" type="checkbox"/>
g. Senior Enlisted JPME (SEJPME) Course through NDU JFSC	<input checked="" type="checkbox"/>	<input checked="" type="checkbox"/>
h. CSEL KEYSTONE Course	<input checked="" type="checkbox"/>	<input checked="" type="checkbox"/>
i. Warrant Officer Candidate School (WOCS)	<input checked="" type="checkbox"/>	<input checked="" type="checkbox"/>
j. Warrant Officer Basic Course (WOBC)	<input checked="" type="checkbox"/>	<input checked="" type="checkbox"/>
k. Warrant Officer Advanced Course (WOAC)	<input checked="" type="checkbox"/>	<input checked="" type="checkbox"/>
l. Warrant Officer Staff Course (WOSC)	<input checked="" type="checkbox"/>	<input checked="" type="checkbox"/>
m. Warrant Officer Senior Staff Course (WOSSC)	<input checked="" type="checkbox"/>	<input checked="" type="checkbox"/>
n. Joint Forces Staff College (JFSC)	<input checked="" type="checkbox"/>	<input checked="" type="checkbox"/>
o. Other	<input checked="" type="checkbox"/>	<input checked="" type="checkbox"/>

[Ask if (CSERVICE = "Army" OR RORG_CD = "US Army Reserve" OR RORG_CD = "Army National Guard") AND (Q1 = "W-1" OR Q1 = "W-2" OR Q1 = "W-3" OR Q1 = "W-4" OR Q1 = "W-5") AND Q35 o = "Yes"] **Please specify the other Professional Military Education (PME) that you have completed.**

36. [Ask if (CSERVICE = "Army" OR RORG_CD = "US Army Reserve" OR RORG_CD = "Army National Guard") AND (Q1 = "W-1" OR Q1 = "W-2" OR Q1 = "W-3" OR Q1 = "W-4" OR Q1 = "W-5") AND Q35 [MATCHING ITEM] = "Yes"] **What year did you complete the following Professional Military Education (PME)?**

Basic Combat Training (BCT)

Warrior Leader Course (WLC; previously PLDC)

Advanced Leader Course (ALC; previously BNCOC)

Senior Leader Course (SLC; previously ANCOG)

First Sergeant Course (FSC)

Sergeants Major Course (SMC)

Senior Enlisted JPME (SEJPME) Course through NDU JFSC

CSEL KEYSTONE Course

Warrant Officer Candidate School (WOCS)

Warrant Officer Basic Course (WOBC)

Warrant Officer Advanced Course (WOAC)

Warrant Officer Staff Course (WOSC)

Warrant Officer Senior Staff Course (WOSSC)

Joint Forces Staff College (JFSC)

Other

37. [Ask if (CSERVICE = "Navy" OR RORG_CD = "US Naval Reserve") AND (Q1 = "O-1/O-1E" OR Q1 = "O-2/O-2E" OR Q1 = "O-3/O-3E" OR Q1 = "O-4" OR Q1 = "O-5" OR Q1 = "O-6 or above")] **Have you completed the following Professional Military Education (PME)? Mark "Yes" or "No" for each item.**

	Yes	No
a. US Naval War College (USNWC).....	<input checked="" type="checkbox"/>	<input checked="" type="checkbox"/>
b. Joint Forces Staff College (JFSC)	<input checked="" type="checkbox"/>	<input checked="" type="checkbox"/>
c. Naval Postgraduate School (NPS).....	<input checked="" type="checkbox"/>	<input checked="" type="checkbox"/>
d. Industrial College of the Armed Forces (ICAF)	<input checked="" type="checkbox"/>	<input checked="" type="checkbox"/>
e. National War College (NWC).....	<input checked="" type="checkbox"/>	<input checked="" type="checkbox"/>
f. Sister School Command and Staff College (Air, Army, Marine Corps)	<input checked="" type="checkbox"/>	<input checked="" type="checkbox"/>
g. Sister School Advanced Intermediate Program (School of Advanced Air and Space Studies/Advanced Studies Military Program at SAMS/School of Advanced Warfighting or SAW)	<input checked="" type="checkbox"/>	<input checked="" type="checkbox"/>
h. Sister School War College (Air, Army, Marine Corps)	<input checked="" type="checkbox"/>	<input checked="" type="checkbox"/>
i. Other.....	<input checked="" type="checkbox"/>	<input checked="" type="checkbox"/>

[Ask if (CSERVICE = "Navy" OR RORG_CD = "US Naval Reserve") AND (Q1 = "O-1/O-1E" OR Q1 = "O-2/O-2E" OR Q1 = "O-3/O-3E" OR Q1 = "O-4" OR Q1 = "O-5" OR Q1 = "O-6 or above") AND Q37 i = "Yes"] **Please specify the other Professional Military Education (PME) that you have completed.**

38. [Ask if (CSERVICE = "Navy" OR RORG_CD = "US Naval Reserve") AND (Q1 = "O-1/O-1E" OR Q1 = "O-2/O-2E" OR Q1 = "O-3/O-3E" OR Q1 = "O-4" OR Q1 = "O-5" OR Q1 = "O-6 or above") AND Q37 [MATCHING ITEM] = "Yes"] **What year did you complete the following Professional Military Education (PME)?**

US Naval War College (USNWC)

Joint Forces Staff College (JFSC)

Naval Postgraduate School (NPS)

Industrial College of the Armed Forces (ICAF)

National War College (NWC)

Sister School Command and Staff College (Air, Army, Marine Corps)

Sister School Advanced Intermediate Program (School of Advanced Air and Space Studies/Advanced Studies Military Program at SAMS/School of Advanced Warfighting or SAW)

Sister School War College (Air, Army, Marine Corps)

Other

39. [Ask if (CSERVICE = "Navy" OR RORG_CD = "US Naval Reserve") AND (Q1 = "W-1" OR Q1 = "W-2" OR Q1 = "W-3" OR Q1 = "W-4" OR Q1 = "W-5")] **Have you completed the following Professional Military Education (PME)? Mark "Yes" or "No" for each item.**

	Yes	No
a. Introductory PME (Naval War College Navy Knowledge Online)	<input checked="" type="checkbox"/>	<input checked="" type="checkbox"/>
b. Basic PME (Navy War College Navy Knowledge Online)	<input checked="" type="checkbox"/>	<input checked="" type="checkbox"/>
c. Primary PME (Naval War College Navy Knowledge Online)	<input checked="" type="checkbox"/>	<input checked="" type="checkbox"/>
d. Navy Senior Enlisted Academy (SEA, at Naval War College).....	<input checked="" type="checkbox"/>	<input checked="" type="checkbox"/>
e. Senior Enlisted JPME (SEFPME) Course through NDU JFSC.....	<input checked="" type="checkbox"/>	<input checked="" type="checkbox"/>
f. CSEL KEYSTONE Course	<input checked="" type="checkbox"/>	<input checked="" type="checkbox"/>
g. Warrant Officer Basic Course	<input checked="" type="checkbox"/>	<input checked="" type="checkbox"/>
h. US Naval War College (USNWC)	<input checked="" type="checkbox"/>	<input checked="" type="checkbox"/>
i. Joint Forces Staff College (JFSC)	<input checked="" type="checkbox"/>	<input checked="" type="checkbox"/>
j. Naval Postgraduate School (NPS).....	<input checked="" type="checkbox"/>	<input checked="" type="checkbox"/>
k. Industrial College of the Armed Forces (ICAF)	<input checked="" type="checkbox"/>	<input checked="" type="checkbox"/>
l. National War College (NWC).....	<input checked="" type="checkbox"/>	<input checked="" type="checkbox"/>

No
Yes
m. Other..... <input type="checkbox"/> <input type="checkbox"/>

[Ask if (CSERVICE = "Navy" OR RORG_CD = "US Naval Reserve") AND (Q1 = "W-1" OR Q1 = "W-2" OR Q1 = "W-3" OR Q1 = "W-4" OR Q1 = "W-5") AND Q39 m = "Yes"] Please specify the other Professional Military Education (PME) that you have completed.

40. [Ask if (CSERVICE = "Navy" OR RORG_CD = "US Naval Reserve") AND (Q1 = "W-1" OR Q1 = "W-2" OR Q1 = "W-3" OR Q1 = "W-4" OR Q1 = "W-5") AND Q39 [MATCHING ITEM] = "Yes"] What year did you complete the following Professional Military Education (PME)?

Introductory PME (Naval War College Navy Knowledge Online)

Basic PME (Navy War College Navy Knowledge Online)

Primary PME (Naval War College Navy Knowledge Online)

Navy Senior Enlisted Academy (SEA, at Naval War College)

Senior Enlisted JPME (SEFPME) Course through NDU JFSC

CSEL KEYSTONE Course

Warrant Officer Basic Course

US Naval War College (USNWC)

Joint Forces Staff College (JFSC)

Naval Postgraduate School (NPS)

Industrial College of the Armed Forces (ICAF)

National War College (NWC)

Other

41. [Ask if (CSERVICE = "Navy" OR RORG_CD = "US Naval Reserve") AND (((Q1 = "O-1/O-1E" OR Q1 = "O-2/O-2E" OR Q1 = "O-3/O-3E" OR Q1 = "O-4" OR Q1 = "O-5" OR Q1 = "O-6 or above") AND Q37 a = "Yes) OR ((Q1 = "W-1" OR Q1 = "W-2" OR Q1 = "W-3" OR Q1 = "W-4" OR Q1 = "W-5") AND Q39 h = Yes))] Did you complete the following courses at the US Naval War College (USNWC)? Mark "Yes" or "No" for each item.

	No
	Yes
a. College of Naval Command and Staff (CNCS)	<input type="checkbox"/> <input type="checkbox"/>
b. College of Naval Warfare (CNW)	<input type="checkbox"/> <input type="checkbox"/>
c. Maritime Advanced Warfighting School (MAWS; previously Naval Operator Planner Course or NOPC)	<input type="checkbox"/> <input type="checkbox"/>

42. [Ask if (CSERVICE = "Navy" OR RORG_CD = "US Naval Reserve") AND (((Q1 = "O-1/O-1E" OR Q1 = "O-2/O-2E" OR Q1 = "O-3/O-3E" OR Q1 = "O-4" OR Q1 = "O-5" OR Q1 = "O-6 or above") AND Q37 a = "Yes) OR ((Q1 = "W-1" OR Q1 = "W-2" OR Q1 = "W-3" OR Q1 = "W-4" OR Q1 = "W-5") AND Q39 h = Yes))] AND Q41 [MATCHING ITEM] = "Yes"] What year did you complete the following courses at the US Naval War College (USNWC)?

College of Naval Command and Staff (CNCS)

College of Naval Warfare (CNW)

Maritime Advanced Warfighting School (MAWS; previously Naval Operator Planner Course or NOPC)

43. [Ask if (CSERVICE = "Coast Guard") AND (Q1 = "O-1/O-1E" OR Q1 = "O-2/O-2E" OR Q1 = "O-3/O-3E" OR Q1 = "O-4" OR Q1 = "O-5" OR Q1 = "O-6 or above")] Have you completed the following Professional Military Education (PME) or professional development courses? Mark "Yes" or "No" for each item.

	Yes	No
a. Command and Staff College (Air, Army, Marine Corps, or Naval).....	<input checked="" type="checkbox"/>	<input checked="" type="checkbox"/>
b. War College (Air, Army, Marine Corps, or Naval)	<input checked="" type="checkbox"/>	<input checked="" type="checkbox"/>
c. Joint Forces Staff College (JFSC)	<input checked="" type="checkbox"/>	<input checked="" type="checkbox"/>
d. Industrial College of the Armed Forces (ICAF)	<input checked="" type="checkbox"/>	<input checked="" type="checkbox"/>
e. Naval Postgraduate School (NPS).....	<input checked="" type="checkbox"/>	<input checked="" type="checkbox"/>
f. National War College (NWC).....	<input checked="" type="checkbox"/>	<input checked="" type="checkbox"/>
g. Executive Leadership Program.....	<input checked="" type="checkbox"/>	<input checked="" type="checkbox"/>
h. Foreign Service Institute (FSI) - Senior Seminar	<input checked="" type="checkbox"/>	<input checked="" type="checkbox"/>
i. Harvard National Security Fellowship	<input checked="" type="checkbox"/>	<input checked="" type="checkbox"/>
j. Leadership and Management School (LAMS)	<input checked="" type="checkbox"/>	<input checked="" type="checkbox"/>
k. Management Development Seminar I (formerly Seminar for New Managers).....	<input checked="" type="checkbox"/>	<input checked="" type="checkbox"/>
l. Management Development Seminar II	<input checked="" type="checkbox"/>	<input checked="" type="checkbox"/>
m. Other.....	<input checked="" type="checkbox"/>	<input checked="" type="checkbox"/>

[Ask if (CSERVICE = "Coast Guard") AND (Q1 = "O-1/O-1E" OR Q1 = "O-2/O-2E" OR Q1 = "O-3/O-3E" OR Q1 = "O-4" OR Q1 = "O-5" OR Q1 = "O-6 or above") AND Q43 m = "Yes"] Please specify the other Professional Military Education (PME) or professional development courses that you have completed.

44. [Ask if (CSERVICE = "Coast Guard") AND (Q1 = "O-1/O-1E" OR Q1 = "O-2/O-2E" OR Q1 = "O-3/O-3E" OR Q1 = "O-4" OR Q1 = "O-5" OR Q1 = "O-6 or above") AND Q43 [MATCHING ITEM] = "Yes"] What year did you complete the following Professional Military Education (PME) or professional development course(s)?

Command and Staff College (Air, Army, Marine Corps, or Naval)

War College (Air, Army, Marine Corps, or Naval)

Joint Forces Staff College (JFSC)

Industrial College of the Armed Forces (ICAF)

Naval Postgraduate School (NPS)

National War College (NWC)

Executive Leadership Program

Foreign Service Institute (FSI) - Senior Seminar

Harvard National Security Fellowship

Leadership and Management School (LAMS)

Management Development Seminar I (formerly Seminar for New Managers)

Management Development Seminar II

Other

45. [Ask if Q27 e = "Yes" OR Q29 o = "Yes" OR Q31 e = "Yes" OR Q33 d = "Yes" OR Q35 n = "Yes" OR Q37 b = "Yes" OR Q39 i = "Yes" OR Q43 c = "Yes"] **Did you complete the following courses at the Joint Forces Staff College (JFSC)? Mark "Yes" or "No" for each item.**

	Yes	No
a. Joint Advanced Warfighting School (JAWS)	<input checked="" type="checkbox"/>	<input checked="" type="checkbox"/>
b. Joint & Combined Warfighting School (JCWS)	<input checked="" type="checkbox"/>	<input checked="" type="checkbox"/>
c. Joint Command, Control & Information Operations School (JC2IOS)	<input checked="" type="checkbox"/>	<input checked="" type="checkbox"/>
d. Advanced Joint Professional Military Education (AJPME).....	<input checked="" type="checkbox"/>	<input checked="" type="checkbox"/>
e. Joint Transition Course (JTC).....	<input checked="" type="checkbox"/>	<input checked="" type="checkbox"/>
f. Homeland Security Planner's Course (HLSPC)	<input checked="" type="checkbox"/>	<input checked="" type="checkbox"/>
g. Joint, Interagency, and Multinational Planner's Course (JIMPC)	<input checked="" type="checkbox"/>	<input checked="" type="checkbox"/>

46. [Ask if (Q27 e = "Yes" OR Q29 o = "Yes" OR Q31 e = "Yes" OR Q33 d = "Yes" OR Q35 n = "Yes" OR Q37 b = "Yes" OR Q39 i = "Yes" OR Q43 c = "Yes") AND Q45 [MATCHING ITEM] = "Yes"] **What year did you complete the following courses at the Joint Forces Staff College (JFSC)?**

Joint Advanced Warfighting School (JAWS)

Joint & Combined Warfighting School (JCWS)

Joint Command, Control & Information Operations School (JC2IOS)

Advanced Joint Professional Military Education (AJPME)

Joint Transition Course (JTC)

Homeland Security Planner's Course (HLSPC)

Joint, Interagency, and Multinational Planner's Course (JIMPC)

47. [Ask if (CSERVICE = "Marine Corps" OR RORG_CD = "US Marine Corps Reserve") AND (Q1 = "E-1" OR Q1 = "E-2" OR Q1 = "E-3" OR Q1 = "E-4" OR Q1 = "E-5" OR Q1 = "E-6" OR Q1 = "E-7" OR Q1 = "E-8" OR Q1 = "E-9")] **Have you completed the following Enlisted Professional Military Education (EPME) and Enlisted Joint Professional Military Education (EJPME)? Mark "Yes" or "No" for each item.**

	Yes	No
a. Leading Marines (Previously Fundamentals of Marine Corps Leadership MCI and Counseling for Marines MCI)	<input checked="" type="checkbox"/>	<input checked="" type="checkbox"/>
b. Sergeant Course (SGTDEP/SNCOASC)	<input checked="" type="checkbox"/>	<input checked="" type="checkbox"/>
c. Career Course (SNCOADep/SNCOACC).....	<input checked="" type="checkbox"/>	<input checked="" type="checkbox"/>
d. Advanced Course (SNCOAAC/SNCOADep).....	<input checked="" type="checkbox"/>	<input checked="" type="checkbox"/>
e. First Sergeants Course (FSC).....	<input checked="" type="checkbox"/>	<input checked="" type="checkbox"/>
f. First Sergeant/Master Sergeant Seminar.....	<input checked="" type="checkbox"/>	<input checked="" type="checkbox"/>
g. Sergeant Major/Master Gunnery Sergeant Symposium	<input checked="" type="checkbox"/>	<input checked="" type="checkbox"/>
h. Senior Enlisted JPME (SEJPME) Course through NDU JFSC	<input checked="" type="checkbox"/>	<input checked="" type="checkbox"/>
i. CSEL KEYSTONE Course.....	<input checked="" type="checkbox"/>	<input checked="" type="checkbox"/>
j. Other.....	<input checked="" type="checkbox"/>	<input checked="" type="checkbox"/>

[Ask if (CSERVICE = "Marine Corps" OR RORG_CD = "US Marine Corps Reserve") AND (Q1 = "E-1" OR Q1 = "E-2" OR Q1 = "E-3" OR Q1 = "E-4" OR Q1 = "E-5" OR Q1 = "E-6" OR Q1 = "E-7" OR Q1 = "E-8" OR Q1 = "E-9") AND Q47 j = "Yes"] **Please specify the other Enlisted Professional Military Education (EPME) or Enlisted Joint Professional Military Education (EJPME) that you have completed.**

48. [Ask if (CSERVICE = "Marine Corps" OR RORG_CD = "US Marine Corps Reserve") AND (Q1 = "E-1" OR Q1 = "E-2" OR Q1 = "E-3" OR Q1 = "E-4" OR Q1 = "E-5" OR Q1 = "E-6" OR Q1 = "E-7" OR Q1 = "E-8" OR Q1 = "E-9") AND Q47 [MATCHING ITEM] = "Yes")] **What year did you complete the following Enlisted Professional Military Education (EPME) and Enlisted Joint Professional Military Education (EJPME)?**

Leading Marines (Previously Fundamentals of Marine Corps Leadership MCI and Counseling for Marines MCI)

Sergeant Course (SGTDEP/SNCOASC)

Career Course (SNCOACDEP/SNCOACC)

Advanced Course (SNCOAAC/SNCOADEP)

First Sergeants Course (FSC)

First Sergeant/Master Sergeant Seminar

Sergeant Major/Master Gunnery Sergeant Symposium

Senior Enlisted JPME (SEJPME) Course through NDU JFSC

CSEL KEYSTONE Course

Other

49. [Ask if (CSERVICE = "Marine Corps" OR RORG_CD = "US Marine Corps Reserve") AND (Q1 = "E-1" OR Q1 = "E-2" OR Q1 = "E-3" OR Q1 = "E-4" OR Q1 = "E-5" OR Q1 = "E-6" OR Q1 = "E-7" OR Q1 = "E-8" OR Q1 = "E-9")] **Have you taken any similar Enlisted Professional Military Education (EPME) or Enlisted Joint Professional Military Education (EJPME) at a sister Service school? Mark "Yes" or "No".**

Yes

No

50. [Ask if (CSERVICE = "Marine Corps" OR RORG_CD = "US Marine Corps Reserve") AND (Q1 = "E-1" OR Q1 = "E-2" OR Q1 = "E-3" OR Q1 = "E-4" OR Q1 = "E-5" OR Q1 = "E-6" OR Q1 = "E-7" OR Q1 = "E-8" OR Q1 = "E-9") AND Q49 = "Yes")] **Please specify the similar Enlisted Professional Military Education (EPME) or Enlisted Joint Professional Military Education (EJPME) that you have completed at a sister Service school.**

51. [Ask if (CSERVICE = "Marine Corps" OR RORG_CD = "US Marine Corps Reserve") AND (Q1 = "E-1" OR Q1 = "E-2" OR Q1 = "E-3" OR Q1 = "E-4" OR Q1 = "E-5" OR Q1 = "E-6" OR Q1 = "E-7" OR Q1 = "E-8" OR Q1 = "E-9") AND Q49 = "Yes")] **What year did you complete the similar Enlisted Professional Military Education (EPME) or Enlisted Joint Professional Military Education (EJPME) at a sister Service school?**

52. [Ask if (CSERVICE = "Marine Corps" OR RORG_CD = "US Marine Corps Reserve") AND (Q1 = "E-1" OR Q1 = "E-2" OR Q1 = "E-3" OR Q1 = "E-4" OR Q1 = "E-5" OR Q1 = "E-6" OR Q1 = "E-7" OR Q1 = "E-8" OR Q1 = "E-9")] **Have you taken any similar Enlisted Professional Military Education (EPME) or Enlisted Joint Professional Military Education (EJPME) at an international school? Mark "Yes" or "No".**

Yes

No

53. [Ask if (CSERVICE = "Marine Corps" OR RORG_CD = "US Marine Corps Reserve") AND (Q1 = "E-1" OR Q1 = "E-2" OR Q1 = "E-3" OR Q1 = "E-4" OR Q1 = "E-5" OR Q1 = "E-6" OR Q1 = "E-7" OR Q1 = "E-8" OR Q1 = "E-9") AND Q52 = "Yes"] Please specify the similar Enlisted Professional Military Education (EPME) or Enlisted Joint Professional Military Education (EJPME) that you have completed at an international school.

54. [Ask if (CSERVICE = "Marine Corps" OR RORG_CD = "US Marine Corps Reserve") AND (Q1 = "E-1" OR Q1 = "E-2" OR Q1 = "E-3" OR Q1 = "E-4" OR Q1 = "E-5" OR Q1 = "E-6" OR Q1 = "E-7" OR Q1 = "E-8" OR Q1 = "E-9") AND Q52 = "Yes"] What year did you complete the similar Enlisted Professional Military Education (EPME) or Enlisted Joint Professional Military Education (EJPME) at an international school?

55. [Ask if (CSERVICE = "Air Force" OR RORG_CD = "US Air Force Reserve" OR RORG_CD = "Air National Guard") AND (Q1 = "E-1" OR Q1 = "E-2" OR Q1 = "E-3" OR Q1 = "E-4" OR Q1 = "E-5" OR Q1 = "E-6" OR Q1 = "E-7" OR Q1 = "E-8" OR Q1 = "E-9")] Have you completed the following Developmental Education (DE) and Enlisted Joint Professional Military Education (EJPME)? Mark "Yes" or "No" for each item. (If you have been Enlisted-to-AFIT and received credit for any of the following courses, please mark those courses.)

	Yes	No
a. Basic Military Training (BMT).....	<input checked="" type="checkbox"/>	<input checked="" type="checkbox"/>
b. Airman Leadership School (ALS).....	<input checked="" type="checkbox"/>	<input checked="" type="checkbox"/>
c. Noncommissioned Officer Academy (NCOA)	<input checked="" type="checkbox"/>	<input checked="" type="checkbox"/>
d. Air Force Senior Noncommissioned Officer Academy (AFSNCOA).....	<input checked="" type="checkbox"/>	<input checked="" type="checkbox"/>
e. Chief Master Sergeant Leadership Course (CLC)	<input checked="" type="checkbox"/>	<input checked="" type="checkbox"/>
f. Senior Enlisted JPME (SEJPME) Course through NDU JFSC	<input checked="" type="checkbox"/>	<input checked="" type="checkbox"/>
g. CSEL KEYSTONE Course	<input checked="" type="checkbox"/>	<input checked="" type="checkbox"/>
h. Other.....	<input checked="" type="checkbox"/>	<input checked="" type="checkbox"/>

[Ask if (CSERVICE = "Air Force" OR RORG_CD = "US Air Force Reserve" OR RORG_CD = "Air National Guard") AND (Q1 = "E-1" OR Q1 = "E-2" OR Q1 = "E-3" OR Q1 = "E-4" OR Q1 = "E-5" OR Q1 = "E-6" OR Q1 = "E-7" OR Q1 = "E-8" OR Q1 = "E-9") AND Q55 h = "Yes"] Please specify the other Developmental Education (DE) and Enlisted Joint Professional Military Education (EJPME) that you have completed.

56. [Ask if (CSERVICE = "Air Force" OR RORG_CD = "US Air Force Reserve" OR RORG_CD = "Air National Guard") AND (Q1 = "E-1" OR Q1 = "E-2" OR Q1 = "E-3" OR Q1 = "E-4" OR Q1 = "E-5" OR Q1 = "E-6" OR Q1 = "E-7" OR Q1 = "E-8" OR Q1 = "E-9") AND Q55 [MATCHING ITEM] = "Yes"] What year did you complete the following Developmental Education (DE) and Enlisted Joint Professional Military Education (EJPME)?

Basic Military Training (BMT)

Airman Leadership School (ALS)

Noncommissioned Officer Academy (NCOA)

Air Force Senior Noncommissioned Officer Academy (AFSNCOA)

Chief Master Sergeant Leadership Course (CLC)

Senior Enlisted JPME (SEJPME) Course through NDU JFSC

CSEL KEYSTONE Course

Other

57. [Ask if (CSERVICE = "Air Force" OR RORG_CD = "US Air Force Reserve" OR RORG_CD = "Air National Guard") AND (Q1 = "E-1" OR Q1 = "E-2" OR Q1 = "E-3" OR Q1 = "E-4" OR Q1 = "E-5" OR Q1 = "E-6" OR Q1 = "E-7" OR Q1 = "E-8" OR Q1 = "E-9")] **Have you taken any similar Developmental Education (DE) or Enlisted Joint Professional Military Education (EJPME) at a sister Service school? Mark "Yes" or "No".**

Yes

No

58. [Ask if (CSERVICE = "Air Force" OR RORG_CD = "US Air Force Reserve" OR RORG_CD = "Air National Guard") AND (Q1 = "E-1" OR Q1 = "E-2" OR Q1 = "E-3" OR Q1 = "E-4" OR Q1 = "E-5" OR Q1 = "E-6" OR Q1 = "E-7" OR Q1 = "E-8" OR Q1 = "E-9") AND Q57 = "Yes"] **Please specify the similar Developmental Education (DE) or Enlisted Joint Professional Military Education (EJPME) that you completed at a sister Service school.**

59. [Ask if (CSERVICE = "Air Force" OR RORG_CD = "US Air Force Reserve" OR RORG_CD = "Air National Guard") AND (Q1 = "E-1" OR Q1 = "E-2" OR Q1 = "E-3" OR Q1 = "E-4" OR Q1 = "E-5" OR Q1 = "E-6" OR Q1 = "E-7" OR Q1 = "E-8" OR Q1 = "E-9") AND Q57 = "Yes"] **What year did you complete the similar Developmental Education (DE) or Enlisted Joint Professional Military Education (EJPME) at a sister Service school?**

60. [Ask if (CSERVICE = "Air Force" OR RORG_CD = "US Air Force Reserve" OR RORG_CD = "Air National Guard") AND (Q1 = "E-1" OR Q1 = "E-2" OR Q1 = "E-3" OR Q1 = "E-4" OR Q1 = "E-5" OR Q1 = "E-6" OR Q1 = "E-7" OR Q1 = "E-8" OR Q1 = "E-9")] **Have you taken any similar Developmental Education (DE) or Enlisted Joint Professional Military Education (EJPME) at an international school? Mark "Yes" or "No".**

Yes

No

61. [Ask if (CSERVICE = "Air Force" OR RORG_CD = "US Air Force Reserve" OR RORG_CD = "Air National Guard") AND (Q1 = "E-1" OR Q1 = "E-2" OR Q1 = "E-3" OR Q1 = "E-4" OR Q1 = "E-5" OR Q1 = "E-6" OR Q1 = "E-7" OR Q1 = "E-8" OR Q1 = "E-9") AND Q60 = "Yes"] **Please specify the similar Developmental Education (DE) or Enlisted Joint Professional Military Education (EJPME) that you completed at an international school.**

62. [Ask if (CSERVICE = "Air Force" OR RORG_CD = "US Air Force Reserve" OR RORG_CD = "Air National Guard") AND (Q1 = "E-1" OR Q1 = "E-2" OR Q1 = "E-3" OR Q1 = "E-4" OR Q1 = "E-5" OR Q1 = "E-6" OR Q1 = "E-7" OR Q1 = "E-8" OR Q1 = "E-9") AND Q60 = "Yes"] **What year did you complete the similar Developmental Education (DE) or Enlisted Joint Professional Military Education (EJPME) at an international school?**

63. [Ask if (CSERVICE = "Army" OR RORG_CD = "US Army Reserve" OR RORG_CD = "Army National Guard") AND (Q1 = "E-1" OR Q1 = "E-2" OR Q1 = "E-3" OR Q1 = "E-4" OR Q1 = "E-5" OR Q1 = "E-6" OR Q1 = "E-7" OR Q1 = "E-8" OR Q1 = "E-9")] **Have you completed the following Noncommissioned Officer Education (NCOE) and Enlisted Joint Professional Military Education (EJPME)? Mark "Yes" or "No" for each item.**

	Yes	No
a. Basic Combat Training (BCT)	<input checked="" type="checkbox"/>	<input checked="" type="checkbox"/>
b. Warrior Leader Course (WLC; previously PLDC)	<input checked="" type="checkbox"/>	<input checked="" type="checkbox"/>
c. Advanced Leader Course (ALC; previously BNCOE)	<input checked="" type="checkbox"/>	<input checked="" type="checkbox"/>
d. Senior Leader Course (SLC; previously ANCOE)	<input checked="" type="checkbox"/>	<input checked="" type="checkbox"/>
e. First Sergeant Course (FSC)	<input checked="" type="checkbox"/>	<input checked="" type="checkbox"/>
f. Sergeants Major Course (SMC)	<input checked="" type="checkbox"/>	<input checked="" type="checkbox"/>
g. Senior Enlisted JPME (SEJPME) Course through NDU JFSC	<input checked="" type="checkbox"/>	<input checked="" type="checkbox"/>
h. CSEL KEYSTONE Course	<input checked="" type="checkbox"/>	<input checked="" type="checkbox"/>
i. Other	<input checked="" type="checkbox"/>	<input checked="" type="checkbox"/>

[Ask if (CSERVICE = "Army" OR RORG_CD = "US Army Reserve" OR RORG_CD = "Army National Guard") AND (Q1 = "E-1" OR Q1 = "E-2" OR Q1 = "E-3" OR Q1 = "E-4" OR Q1 = "E-5" OR Q1 = "E-6" OR Q1 = "E-7" OR Q1 = "E-8" OR Q1 = "E-9") AND Q63 i = "Yes")] Please specify the other Noncommissioned Officer Education (NCOE) and Enlisted Joint Professional Military Education (EJPME) that you have completed.

64. [Ask if (CSERVICE = "Army" OR RORG_CD = "US Army Reserve" OR RORG_CD = "Army National Guard") AND (Q1 = "E-1" OR Q1 = "E-2" OR Q1 = "E-3" OR Q1 = "E-4" OR Q1 = "E-5" OR Q1 = "E-6" OR Q1 = "E-7" OR Q1 = "E-8" OR Q1 = "E-9") AND Q63 [MATCHING ITEM] = "Yes")] What year did you complete the following Noncommissioned Officer Education (NCOE) and Enlisted Joint Professional Military Education (EJPME)?

Basic Combat Training (BCT)

Warrior Leader Course (WLC; previously PLDC)

Advanced Leader Course (ALC; previously BNCOC)

Senior Leader Course (SLC; previously ANCOE)

First Sergeant Course (FSC)

Sergeants Major Course (SMC)

Senior Enlisted JPME (SEJPME) Course through NDU JFSC

CSEL KEYSTONE Course

Other

65. [Ask if (CSERVICE = "Army" OR RORG_CD = "US Army Reserve" OR RORG_CD = "Army National Guard") AND (Q1 = "E-1" OR Q1 = "E-2" OR Q1 = "E-3" OR Q1 = "E-4" OR Q1 = "E-5" OR Q1 = "E-6" OR Q1 = "E-7" OR Q1 = "E-8" OR Q1 = "E-9")] Have you taken any similar Noncommissioned Officer Education (NCOE) or Enlisted Joint Professional Military Education (EJPME) at a sister Service school? Mark "Yes" or "No".

Yes

No

66. [Ask if (CSERVICE = "Army" OR RORG_CD = "US Army Reserve" OR RORG_CD = "Army National Guard") AND (Q1 = "E-1" OR Q1 = "E-2" OR Q1 = "E-3" OR Q1 = "E-4" OR Q1 = "E-5" OR Q1 = "E-6" OR Q1 = "E-7" OR Q1 = "E-8" OR Q1 = "E-9") AND Q65 = "Yes")] Please specify the similar Noncommissioned Officer Education (NCOE) or Enlisted Joint Professional Military Education (EJPME) that you completed at a sister Service school.

67. [Ask if (CSERVICE = "Army" OR RORG_CD = "US Army Reserve" OR RORG_CD = "Army National Guard") AND (Q1 = "E-1" OR Q1 = "E-2" OR Q1 = "E-3" OR Q1 = "E-4" OR Q1 = "E-5" OR Q1 = "E-6" OR Q1 = "E-7" OR Q1 = "E-8" OR Q1 = "E-9") AND Q65 = "Yes")] What year did you complete the similar Noncommissioned Officer Education (NCOE) or Enlisted Joint Professional Military Education (EJPME) at a sister Service school?

68. [Ask if (CSERVICE = "Army" OR RORG_CD = "US Army Reserve" OR RORG_CD = "Army National Guard") AND (Q1 = "E-1" OR Q1 = "E-2" OR Q1 = "E-3" OR Q1 = "E-4" OR Q1 = "E-5" OR Q1 = "E-6" OR Q1 = "E-7" OR Q1 = "E-8" OR Q1 = "E-9")] Have you taken any similar Noncommissioned Officer Education (NCOE) or Enlisted Joint Professional Military Education (EJPME) at an international school? Mark "Yes" or "No".

Yes

No

69. [Ask if (CSERVICE = "Army" OR RORG_CD = "US Army Reserve" OR RORG_CD = "Army National Guard") AND (Q1 = "E-1" OR Q1 = "E-2" OR Q1 = "E-3" OR Q1 = "E-4" OR Q1 = "E-5" OR Q1 = "E-6" OR Q1 = "E-7" OR Q1 = "E-8" OR Q1 = "E-9") AND Q68 = "Yes")] **Please specify the similar Noncommissioned Officer Education (NCOE) or Enlisted Joint Professional Military Education (EJPME) that you completed at an international school.**

70. [Ask if (CSERVICE = "Army" OR RORG_CD = "US Army Reserve" OR RORG_CD = "Army National Guard") AND (Q1 = "E-1" OR Q1 = "E-2" OR Q1 = "E-3" OR Q1 = "E-4" OR Q1 = "E-5" OR Q1 = "E-6" OR Q1 = "E-7" OR Q1 = "E-8" OR Q1 = "E-9") AND Q68 = "Yes")] **What year did you complete the similar Noncommissioned Officer Education (NCOE) or Enlisted Joint Professional Military Education (EJPME) at an international school?**

71. [Ask if (CSERVICE = "Navy" OR RORG_CD = "US Naval Reserve") AND (Q1 = "E-1" OR Q1 = "E-2" OR Q1 = "E-3" OR Q1 = "E-4" OR Q1 = "E-5" OR Q1 = "E-6" OR Q1 = "E-7" OR Q1 = "E-8" OR Q1 = "E-9")] **Have you completed the following Enlisted Professional Military Education (EPME) and Enlisted Joint Professional Military Education (EJPME)? Mark "Yes" or "No" for each item.**

	Yes	No
a. Introductory PME (Naval War College Navy Knowledge Online)	<input checked="" type="checkbox"/>	<input checked="" type="checkbox"/>
b. Basic PME (Naval War College Navy Knowledge Online)	<input checked="" type="checkbox"/>	<input checked="" type="checkbox"/>
c. Primary PME (Naval War College Navy Knowledge Online)	<input checked="" type="checkbox"/>	<input checked="" type="checkbox"/>
d. Navy Senior Enlisted Academy (SEA, at Naval War College).....	<input checked="" type="checkbox"/>	<input checked="" type="checkbox"/>
e. Senior Enlisted JPME (SEJPME) Course through NDU JFSC.....	<input checked="" type="checkbox"/>	<input checked="" type="checkbox"/>
f. CSEL KEYSTONE Course	<input checked="" type="checkbox"/>	<input checked="" type="checkbox"/>
g. Other.....	<input checked="" type="checkbox"/>	<input checked="" type="checkbox"/>

[Ask if (CSERVICE = "Navy" OR RORG_CD = "US Naval Reserve") AND (Q1 = "E-1" OR Q1 = "E-2" OR Q1 = "E-3" OR Q1 = "E-4" OR Q1 = "E-5" OR Q1 = "E-6" OR Q1 = "E-7" OR Q1 = "E-8" OR Q1 = "E-9") AND Q71 g = "Yes")] **Please specify the other Enlisted Professional Military Education (EPME) and Enlisted Joint Professional Military Education (EJPME) that you have completed.**

72. [Ask if (CSERVICE = "Navy" OR RORG_CD = "US Naval Reserve") AND (Q1 = "E-1" OR Q1 = "E-2" OR Q1 = "E-3" OR Q1 = "E-4" OR Q1 = "E-5" OR Q1 = "E-6" OR Q1 = "E-7" OR Q1 = "E-8" OR Q1 = "E-9") AND Q71 [MATCHING ITEM] = "Yes")] **What year did you complete the following Enlisted Professional Military Education (EPME) and Enlisted Joint Professional Military Education (EJPME)?**

Introductory PME (Naval War College Navy Knowledge Online)

Basic PME (Naval War College Navy Knowledge Online)

Primary PME (Naval War College Navy Knowledge Online)

Navy Senior Enlisted Academy (SEA, at Naval War College)

Senior Enlisted JPME (SEJPME) Course through NDU JFSC

CSEL KEYSTONE Course

Other

73. [Ask if (CSERVICE = "Navy" OR RORG_CD = "US Naval Reserve") AND (Q1 = "E-1" OR Q1 = "E-2" OR Q1 = "E-3" OR Q1 = "E-4" OR Q1 = "E-5" OR Q1 = "E-6" OR Q1 = "E-7" OR Q1 = "E-8" OR Q1 = "E-9")] **Have you taken any similar Enlisted Professional Military Education (EPME) or Enlisted Joint Professional Military Education (EJPME) at a sister Service school? Mark "Yes" or "No".**

- Yes
- No

74. [Ask if (CSERVICE = "Navy" OR RORG_CD = "US Naval Reserve") AND (Q1 = "E-1" OR Q1 = "E-2" OR Q1 = "E-3" OR Q1 = "E-4" OR Q1 = "E-5" OR Q1 = "E-6" OR Q1 = "E-7" OR Q1 = "E-8" OR Q1 = "E-9") AND Q73 = "Yes"] **Please specify the similar Enlisted Professional Military Education (EPME) or Enlisted Joint Professional Military Education (EJPME) that you completed at a sister Service school.**

75. [Ask if (CSERVICE = "Navy" OR RORG_CD = "US Naval Reserve") AND (Q1 = "E-1" OR Q1 = "E-2" OR Q1 = "E-3" OR Q1 = "E-4" OR Q1 = "E-5" OR Q1 = "E-6" OR Q1 = "E-7" OR Q1 = "E-8" OR Q1 = "E-9") AND Q73 = "Yes"] **What year did you complete the similar Enlisted Professional Military Education (EPME) or Enlisted Joint Professional Military Education (EJPME) at a sister Service school?**

76. [Ask if (CSERVICE = "Navy" OR RORG_CD = "US Naval Reserve") AND (Q1 = "E-1" OR Q1 = "E-2" OR Q1 = "E-3" OR Q1 = "E-4" OR Q1 = "E-5" OR Q1 = "E-6" OR Q1 = "E-7" OR Q1 = "E-8" OR Q1 = "E-9")] **Have you taken any similar Enlisted Professional Military Education (EPME) or Enlisted Joint Professional Military Education (EJPME) at an international school? Mark "Yes" or "No".**

- Yes
- No

77. [Ask if (CSERVICE = "Navy" OR RORG_CD = "US Naval Reserve") AND (Q1 = "E-1" OR Q1 = "E-2" OR Q1 = "E-3" OR Q1 = "E-4" OR Q1 = "E-5" OR Q1 = "E-6" OR Q1 = "E-7" OR Q1 = "E-8" OR Q1 = "E-9") AND Q76 = "Yes"] **Please specify the similar Enlisted Professional Military Education (EPME) or Enlisted Joint Professional Military Education (EJPME) that you completed at an international school.**

78. [Ask if (CSERVICE = "Navy" OR RORG_CD = "US Naval Reserve") AND (Q1 = "E-1" OR Q1 = "E-2" OR Q1 = "E-3" OR Q1 = "E-4" OR Q1 = "E-5" OR Q1 = "E-6" OR Q1 = "E-7" OR Q1 = "E-8" OR Q1 = "E-9") AND Q76 = "Yes"] **What year did you complete the similar Enlisted Professional Military Education (EPME) or Enlisted Joint Professional Military Education (EJPME) at an international school?**

79. [Ask if (CSERVICE = "Coast Guard") AND (Q1 = "E-1" OR Q1 = "E-2" OR Q1 = "E-3" OR Q1 = "E-4" OR Q1 = "E-5" OR Q1 = "E-6" OR Q1 = "E-7" OR Q1 = "E-8" OR Q1 = "E-9")] **Have you completed the following professional development courses? Mark "Yes" or "No" for each item.**

	Yes	No
a. Recruit Training.....	<input checked="" type="checkbox"/>	<input checked="" type="checkbox"/>
b. Chief Petty Officer (CPO) Academy.....	<input checked="" type="checkbox"/>	<input checked="" type="checkbox"/>
c. Company Commander School.....	<input checked="" type="checkbox"/>	<input checked="" type="checkbox"/>
d. Leadership and Management School (LAMS).....	<input checked="" type="checkbox"/>	<input checked="" type="checkbox"/>
e. Senior Enlisted Leadership Course.....	<input checked="" type="checkbox"/>	<input checked="" type="checkbox"/>
f. Air Force Senior Noncommissioned Officer Academy (AFSNOA).....	<input checked="" type="checkbox"/>	<input checked="" type="checkbox"/>
g. Army Sergeants Major Academy.....	<input checked="" type="checkbox"/>	<input checked="" type="checkbox"/>
h. Navy Command Master Chief Course (NCCM).....	<input checked="" type="checkbox"/>	<input checked="" type="checkbox"/>
i. Senior Enlisted Academy (SEA).....	<input checked="" type="checkbox"/>	<input checked="" type="checkbox"/>
j. Senior Enlisted JPME (SEJPME) Course through NDU JFSC.....	<input checked="" type="checkbox"/>	<input checked="" type="checkbox"/>
k. CSEL KEYSTONE Course.....	<input checked="" type="checkbox"/>	<input checked="" type="checkbox"/>
l. Other.....	<input checked="" type="checkbox"/>	<input checked="" type="checkbox"/>

[Ask if (CSERVICE = "Coast Guard") AND (Q1 = "E-1" OR Q1 = "E-2" OR Q1 = "E-3" OR Q1 = "E-4" OR Q1 = "E-5" OR Q1 = "E-6" OR Q1 = "E-7" OR Q1 = "E-8" OR Q1 = "E-9") AND Q79 I = "Yes"] **Please specify the other professional development courses that you have completed.**

80. [Ask if (CSERVICE = "Coast Guard") AND (Q1 = "E-1" OR Q1 = "E-2" OR Q1 = "E-3" OR Q1 = "E-4" OR Q1 = "E-5" OR Q1 = "E-6" OR Q1 = "E-7" OR Q1 = "E-8" OR Q1 = "E-9") AND Q79 I = "Yes"] **What year did you complete the following professional development courses?**

Recruit Training

Chief Petty Officer (CPO) Academy

Company Commander School

Leadership and Management School (LAMS)

Senior Enlisted Leadership Course

Air Force Senior Noncommissioned Officer Academy (AFSNOA)

Army Sergeants Major Academy

Navy Command Master Chief Course (NCCMC)

Senior Enlisted Academy (SEA)

Senior Enlisted JPME (SEJPME) Course through NDU JFSC

CSEL KEYSTONE Course

Other

81. [Ask if (CSERVICE = "Coast Guard") AND (Q1 = "E-1" OR Q1 = "E-2" OR Q1 = "E-3" OR Q1 = "E-4" OR Q1 = "E-5" OR Q1 = "E-6" OR Q1 = "E-7" OR Q1 = "E-8" OR Q1 = "E-9")] **Have you taken any similar professional development courses at a sister Service school? Mark "Yes" or "No".**

Yes

No

82. [Ask if (CSERVICE = "Coast Guard") AND (Q1 = "E-1" OR Q1 = "E-2" OR Q1 = "E-3" OR Q1 = "E-4" OR Q1 = "E-5" OR Q1 = "E-6" OR Q1 = "E-7" OR Q1 = "E-8" OR Q1 = "E-9") AND Q81 = "Yes"] **Please specify the similar professional development course that you completed at a sister Service school.**

83. [Ask if (CSERVICE = "Coast Guard") AND (Q1 = "E-1" OR Q1 = "E-2" OR Q1 = "E-3" OR Q1 = "E-4" OR Q1 = "E-5" OR Q1 = "E-6" OR Q1 = "E-7" OR Q1 = "E-8" OR Q1 = "E-9") AND Q81 = "Yes"] **What year did you complete the similar professional development course at a sister Service school?**

84. [Ask if (CSERVICE = "Coast Guard") AND (Q1 = "E-1" OR Q1 = "E-2" OR Q1 = "E-3" OR Q1 = "E-4" OR Q1 = "E-5" OR Q1 = "E-6" OR Q1 = "E-7" OR Q1 = "E-8" OR Q1 = "E-9")] Have you taken any similar professional development courses at an international school? Mark "Yes" or "No".
- Yes
- No
85. [Ask if (CSERVICE = "Coast Guard") AND (Q1 = "E-1" OR Q1 = "E-2" OR Q1 = "E-3" OR Q1 = "E-4" OR Q1 = "E-5" OR Q1 = "E-6" OR Q1 = "E-7" OR Q1 = "E-8" OR Q1 = "E-9") AND Q84 = "Yes"] Please specify the similar professional development course that you completed at an international school.
-
86. [Ask if (CSERVICE = "Coast Guard") AND (Q1 = "E-1" OR Q1 = "E-2" OR Q1 = "E-3" OR Q1 = "E-4" OR Q1 = "E-5" OR Q1 = "E-6" OR Q1 = "E-7" OR Q1 = "E-8" OR Q1 = "E-9") AND Q84 = "Yes"] What year did you complete the similar professional development course at an international school?
-
87. Have you participated in any pre-deployment training that increased your culture-specific knowledge of a region? Mark "Yes" or "No".
- Yes
- No
88. [Ask if Q87 = "Yes"] For what country did you receive pre-deployment training? *Select one.*
-
89. Have you taken the Defense Language Aptitude Battery (DLAB)? Mark "Yes" or "No".
- Yes
- No
- [Ask if Q89 = "Yes"] What was your score on the Defense Language Aptitude Battery (DLAB)?
-
90. Do you know any language other than English? Mark "Yes" or "No". If you can read, write, or speak even a few words in another language, please mark "Yes".
- Yes
- No
91. [Ask if Q90 = "Yes"] How many additional languages do you know other than English? If you know more than 9 languages, please enter "9".
- Language(s)
92. [Ask if Q90 = "Yes"] What is your second language—the additional language that you are best at other than English?
-
93. [Ask if Q90 = "Yes"] How would you rate your level of skill in your second language? Mark one.
- No skill
- Minimal
- Limited
- Fair
- Good
- Excellent
- Fluent
94. [Ask if Q90 = "Yes"] What was the last year in which you used your second language?
-
95. [Ask if Q90 = "Yes"] Have you ever taken a language proficiency test in your second language?
- Yes
- No
96. [Ask if Q90 = "Yes" AND Q95 = "Yes"] What year did you take your most recent language proficiency test in your second language?
-

97. [Ask if Q90 = "Yes" AND Q95 = "Yes"] Which of the following was your most recent proficiency test in your second language? **Mark one.**

- Defense Language Proficiency Test (DLPT)
- Foreign Service Institute (FSI)
- Interagency Language Roundtable (ILR)
- American Council on the Teaching of Foreign Languages (ACTFL) Oral Proficiency Interview (OPI)
- Other Oral Proficiency Interview
- Other

98. [Ask if Q90 = "Yes" AND Q95 = "Yes" AND Q97 = "Defense Language Proficiency Test (DLPT)"] What were the following test scores for your most recent proficiency test in your second language?

- a. Reading
- b. Listening
- c. Speaking
- d. Writing

99. [Ask if Q90 = "Yes" AND Q95 = "Yes" AND Q97 = "Foreign Service Institute (FSI)"] What were the following test scores for your most recent proficiency test in your second language?

- a. Reading
- b. Listening
- c. Speaking
- d. Writing

100. [Ask if Q90 = "Yes" AND Q95 = "Yes" AND Q97 = "Interagency Language Roundtable (ILR)"] What were the following test scores for your most recent proficiency test in your second language?

- a. Reading
- b. Listening
- c. Speaking
- d. Writing

101. [Ask if Q90 = "Yes" AND Q95 = "Yes" AND Q97 = "American Council on the Teaching of Foreign Languages (ACTFL) Oral Proficiency Interview (OPI)"] What were the following test scores for your most recent proficiency test in your second language?

- a. Reading
- b. Listening
- c. Speaking
- d. Writing

102. [Ask if Q90 = "Yes" AND Q95 = "Yes" AND Q97 = "Other Oral Proficiency Interview"] What were the following test scores for your most recent proficiency test in your second language?

- a. Reading
- b. Listening
- c. Speaking
- d. Writing

103. [Ask if Q90 = "Yes" AND Q95 = "Yes" AND Q97 = "Other"] What were the following test scores for your most recent proficiency test in your second language?

- a. Reading
- b. Listening
- c. Speaking
- d. Writing

104. [Ask if Q90 = "Yes" AND Q91 >= 2] What is your third language—the additional language that you are best at after your second language?

105. [Ask if Q90 = "Yes" AND Q91 >= 2] How would you rate your level of skill in your third language? *Mark one.*

- No skill
- Minimal
- Limited
- Fair
- Good
- Excellent
- Fluent

106. [Ask if Q90 = "Yes" AND Q91 >= 2] What was the last year in which you used your third language?

107. [Ask if Q90 = "Yes" AND Q91 >= 2] Have you ever taken a language proficiency test in your third language? *Mark "Yes" or "No".*

- Yes
- No

108. [Ask if Q90 = "Yes" AND Q91 >= 2 AND Q107 = "Yes"] What year did you take your most recent language proficiency test in your third language?

109. [Ask if Q90 = "Yes" AND Q91 >= 2 AND Q107 = "Yes"] Which of the following was your most recent proficiency test in your third language? *Mark one.*

- Defense Language Proficiency Test (DLPT)
- Foreign Service Institute (FSI)
- Interagency Language Roundtable (ILR)
- American Council on the Teaching of Foreign Languages (ACTFL) Oral Proficiency Interview (OPI)
- Other Oral Proficiency Interview
- Other

110. [Ask if Q90 = "Yes" AND Q91 >= 2 AND Q107 = "Yes" AND Q109 = "Defense Language Proficiency Test (DLPT)"] What were the following test scores for your most recent proficiency test in your third language?

- a. Reading
- b. Listening

- c. Speaking
- d. Writing

111. [Ask if Q90 = "Yes" AND Q91 >= 2 AND Q107 = "Yes" AND Q109 = "Foreign Service Institute (FSI)"] What were the following test scores for your most recent proficiency test in your third language?

- a. Reading
- b. Listening
- c. Speaking
- d. Writing

112. [Ask if Q90 = "Yes" AND Q91 >= 2 AND Q107 = "Yes" AND Q109 = "Interagency Language Roundtable (ILR)"] What were the following test scores for your most recent proficiency test in your third language?

- a. Reading
- b. Listening
- c. Speaking
- d. Writing

113. [Ask if Q90 = "Yes" AND Q91 >= 2 AND Q107 = "Yes" AND Q109 = "American Council on the Teaching of Foreign Languages (ACTFL) Oral Proficiency Interview (OPI)"] What were the following test scores for your most recent proficiency test in your third language?

- a. Reading
- b. Listening
- c. Speaking
- d. Writing

114. [Ask if Q90 = "Yes" AND Q91 >= 2 AND Q107 = "Yes" AND Q109 = "Other Oral Proficiency Interview"] What were the following test scores for your most recent proficiency test in your third language?

- a. Reading

- b. Listening
- c. Speaking
- d. Writing

115. [Ask if Q90 = "Yes" AND Q91 >= 2 AND Q107 = "Yes" AND Q109 = "Other"] What were the following test scores for your most recent proficiency test in your third language?

- a. Reading
- b. Listening
- c. Speaking
- d. Writing

116. Have you ever been deployed or stationed outside the 50 United States and the District of Columbia? Mark "Yes" or "No".

- Yes
- No

117. [Ask if Q116 = "Yes"] How many times have you been deployed or stationed outside the 50 United States and the District of Columbia?

Times

118. For each deployment or posting, please indicate the country or U.S. territory in which you were stationed.

- a. [Ask if Q117 > 0] Most recent deployment
- b. [Ask if Q117 > 1] 2nd most recent deployment

- c. [Ask if Q117 > 2] 3rd most recent deployment
- d. [Ask if Q117 > 3] 4th most recent deployment
- e. [Ask if Q117 > 4] 5th most recent deployment
- f. [Ask if Q117 > 5] 6th most recent deployment

119. For each deployment or posting, what percentage of your time did you spend in activities outside the perimeter of your military base?

- a. [Ask if Q117 > 1] Most recent deployment %
- b. [Ask if Q117 > 1] 2nd most recent deployment %
- c. [Ask if Q117 > 2] 3rd most recent deployment %
- d. [Ask if Q117 > 3] 4th most recent deployment %
- e. [Ask if Q117 > 4] 5th most recent deployment %
- f. [Ask if Q117 > 5] 6th most recent deployment %

120. For each deployment or posting, what were the dates of your deployment? Please select the month, day and year:

- when you departed for these deployments and
- when you returned from these deployments. If you do not recall the exact dates, enter your best guess. If you are currently deployed, enter your anticipated return date.

- | | Departure | Return |
|---|---------------------------------|---------------------------------|
| a. [Ask if Q117 > 0] Most recent deployment | <input type="text"/>
MM/YYYY | <input type="text"/>
MM/YYYY |
| b. [Ask if Q117 > 1] 2nd most recent deployment | <input type="text"/>
MM/YYYY | <input type="text"/>
MM/YYYY |

- c. [Ask if Q117 > 2] 3rd most recent deployment
MM/YYYY MM/YYYY
- d. [Ask if Q117 > 3] 4th most recent deployment
MM/YYYY MM/YYYY
- e. [Ask if Q117 > 4] 5th most recent deployment
MM/YYYY MM/YYYY
- f. [Ask if Q117 > 5] 6th most recent deployment
MM/YYYY MM/YYYY

TAKING THE SURVEY

122. Thank you for participating in the survey. There are no more questions on this survey. If you would like to know when and where the results of this and other DMDC surveys are available, follow DMDC Facebook (<http://www.facebook.com/go2dmdc>) or Twitter (<http://www.twitter.com/dmdc>).

If you have comments or concerns that you were not able to express in answering this survey, please enter them in the space provided. Your comments will be viewed and considered as policy deliberations take place. Any comments you make on this questionnaire will be kept confidential, and no follow-up action will be taken in response to any specifics reported. Your feedback is useful and appreciated.

123. [Ask if Q1 = "None, I have separated or retired"] Based on your answers to the previous question, you are ineligible to take this survey. If you feel you have encountered this message in error, click the back arrow button and check your answer.

To submit your answers click **Submit**. For further help, please call our Survey Processing Center toll-free at 1-800-881-5307, e-mail RPSurvey@osd.pentagon.mil, or send a fax to 1-763-268-3002.

PREFERENCES

121. How much do you agree or disagree with each of the following statements?

	Strongly disagree	Disagree	Undecided	Agree	Strongly agree
a. I can enjoy being with people whose values are very different from mine.	<input checked="" type="checkbox"/>	<input checked="" type="checkbox"/>	<input checked="" type="checkbox"/>	<input checked="" type="checkbox"/>	<input checked="" type="checkbox"/>
b. I see myself as someone who has few artistic interests.	<input checked="" type="checkbox"/>	<input checked="" type="checkbox"/>	<input checked="" type="checkbox"/>	<input checked="" type="checkbox"/>	<input checked="" type="checkbox"/>
c. I avoid settings where people don't share my values.	<input checked="" type="checkbox"/>	<input checked="" type="checkbox"/>	<input checked="" type="checkbox"/>	<input checked="" type="checkbox"/>	<input checked="" type="checkbox"/>
d. If given a choice, I will usually visit a foreign country rather than vacation at home.	<input checked="" type="checkbox"/>	<input checked="" type="checkbox"/>	<input checked="" type="checkbox"/>	<input checked="" type="checkbox"/>	<input checked="" type="checkbox"/>
e. I can be comfortable with nearly all kinds of people.	<input checked="" type="checkbox"/>	<input checked="" type="checkbox"/>	<input checked="" type="checkbox"/>	<input checked="" type="checkbox"/>	<input checked="" type="checkbox"/>
f. I would like to live in a foreign country for a while.	<input checked="" type="checkbox"/>	<input checked="" type="checkbox"/>	<input checked="" type="checkbox"/>	<input checked="" type="checkbox"/>	<input checked="" type="checkbox"/>
g. I see myself as someone who has an active imagination.	<input checked="" type="checkbox"/>	<input checked="" type="checkbox"/>	<input checked="" type="checkbox"/>	<input checked="" type="checkbox"/>	<input checked="" type="checkbox"/>
h. A good teacher is one who makes you wonder about your way of looking at things.	<input checked="" type="checkbox"/>	<input checked="" type="checkbox"/>	<input checked="" type="checkbox"/>	<input checked="" type="checkbox"/>	<input checked="" type="checkbox"/>

REPORT DOCUMENTATION PAGE

*Form Approved
OMB No. 0704-0188*

The public reporting burden for this collection of information is estimated to average 1 hour per response, including the time for reviewing instructions, searching existing data sources, gathering and maintaining the data needed, and completing and reviewing the collection of information. Send comments regarding this burden estimate or any other aspect of this collection of information, including suggestions for reducing the burden, to Department of Defense, Washington Headquarters Services, Directorate for Information Operations and Reports (0704-0188), 1215 Jefferson Davis Highway, Suite 1204, Arlington, VA 22202-4302. Respondents should be aware that notwithstanding any other provision of law, no person shall be subject to any penalty for failing to comply with a collection of information if it does not display a currently valid OMB control number.

PLEASE DO NOT RETURN YOUR FORM TO THE ABOVE ADDRESS.

1. REPORT DATE (DD-MM-YYYY)	2. REPORT TYPE	3. DATES COVERED (From - To)
------------------------------------	-----------------------	-------------------------------------

4. TITLE AND SUBTITLE	5a. CONTRACT NUMBER
	5b. GRANT NUMBER
	5c. PROGRAM ELEMENT NUMBER

6. AUTHOR(S)	5d. PROJECT NUMBER
	5e. TASK NUMBER
	5f. WORK UNIT NUMBER

7. PERFORMING ORGANIZATION NAME(S) AND ADDRESS(ES)	8. PERFORMING ORGANIZATION REPORT NUMBER
---	---

9. SPONSORING/MONITORING AGENCY NAME(S) AND ADDRESS(ES)	10. SPONSOR/MONITOR'S ACRONYM(S)
	11. SPONSOR/MONITOR'S REPORT NUMBER(S)

12. DISTRIBUTION/AVAILABILITY STATEMENT

13. SUPPLEMENTARY NOTES

14. ABSTRACT

15. SUBJECT TERMS

16. SECURITY CLASSIFICATION OF:			17. LIMITATION OF ABSTRACT	18. NUMBER OF PAGES	19a. NAME OF RESPONSIBLE PERSON
a. REPORT	b. ABSTRACT	c. THIS PAGE			19b. TELEPHONE NUMBER (Include area code)

INSTRUCTIONS FOR COMPLETING SF 298

1. REPORT DATE. Full publication date, including day, month, if available. Must cite at least the year and be Year 2000 compliant, e.g. 30-06-1998; xx-06-1998; xx-xx-1998.

2. REPORT TYPE. State the type of report, such as final, technical, interim, memorandum, master's thesis, progress, quarterly, research, special, group study, etc.

3. DATES COVERED. Indicate the time during which the work was performed and the report was written, e.g., Jun 1997 - Jun 1998; 1-10 Jun 1996; May - Nov 1998; Nov 1998.

4. TITLE. Enter title and subtitle with volume number and part number, if applicable. On classified documents, enter the title classification in parentheses.

5a. CONTRACT NUMBER. Enter all contract numbers as they appear in the report, e.g. F33615-86-C-5169.

5b. GRANT NUMBER. Enter all grant numbers as they appear in the report, e.g. AFOSR-82-1234.

5c. PROGRAM ELEMENT NUMBER. Enter all program element numbers as they appear in the report, e.g. 61101A.

5d. PROJECT NUMBER. Enter all project numbers as they appear in the report, e.g. 1F665702D1257; ILIR.

5e. TASK NUMBER. Enter all task numbers as they appear in the report, e.g. 05; RF0330201; T4112.

5f. WORK UNIT NUMBER. Enter all work unit numbers as they appear in the report, e.g. 001; AFAPL30480105.

6. AUTHOR(S). Enter name(s) of person(s) responsible for writing the report, performing the research, or credited with the content of the report. The form of entry is the last name, first name, middle initial, and additional qualifiers separated by commas, e.g. Smith, Richard, J, Jr.

7. PERFORMING ORGANIZATION NAME(S) AND ADDRESS(ES). Self-explanatory.

8. PERFORMING ORGANIZATION REPORT NUMBER. Enter all unique alphanumeric report numbers assigned by the performing organization, e.g. BRL-1234; AFWL-TR-85-4017-Vol-21-PT-2.

9. SPONSORING/MONITORING AGENCY NAME(S) AND ADDRESS(ES). Enter the name and address of the organization(s) financially responsible for and monitoring the work.

10. SPONSOR/MONITOR'S ACRONYM(S). Enter, if available, e.g. BRL, ARDEC, NADC.

11. SPONSOR/MONITOR'S REPORT NUMBER(S). Enter report number as assigned by the sponsoring/monitoring agency, if available, e.g. BRL-TR-829; -215.

12. DISTRIBUTION/AVAILABILITY STATEMENT. Use agency-mandated availability statements to indicate the public availability or distribution limitations of the report. If additional limitations/ restrictions or special markings are indicated, follow agency authorization procedures, e.g. RD/FRD, PROPIN, ITAR, etc. Include copyright information.

13. SUPPLEMENTARY NOTES. Enter information not included elsewhere such as: prepared in cooperation with; translation of; report supersedes; old edition number, etc.

14. ABSTRACT. A brief (approximately 200 words) factual summary of the most significant information.

15. SUBJECT TERMS. Key words or phrases identifying major concepts in the report.

16. SECURITY CLASSIFICATION. Enter security classification in accordance with security classification regulations, e.g. U, C, S, etc. If this form contains classified information, stamp classification level on the top and bottom of this page.

17. LIMITATION OF ABSTRACT. This block must be completed to assign a distribution limitation to the abstract. Enter UU (Unclassified Unlimited) or SAR (Same as Report). An entry in this block is necessary if the abstract is to be limited.

