

Post-hoc Designs

1

Making the Most of Existing Data

- Imagine a site that has some data that was collected previously...
- Imagine tight budgets and a desire to make the most of the existing data...
- Imagine that you have just enough statistical knowledge to pull this off.

Stay with us for another half hour and we'll show you how to make the most of that data!

2

Probabilistic Designs

- The key aspect of probabilistic sampling designs is:

THERE IS A KNOWN PROBABILITY OF SELECTION FOR EVERY SAMPLING UNIT IN THE POPULATION

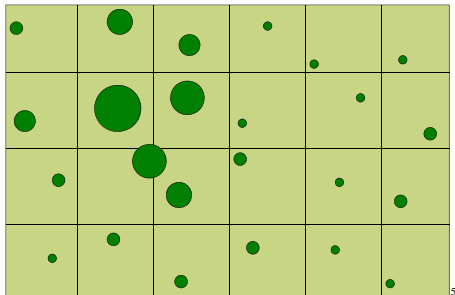
3

Change in Population of Interest

- Example: Chromium Plating Facility in CA
- Operational between 1945 and 1995
- Hexavalent Chromium contamination
- Data collected for human health risk assessment
- Sampling designed for 1/8 acre residential lots
- Can we use the data for ecological assessment?

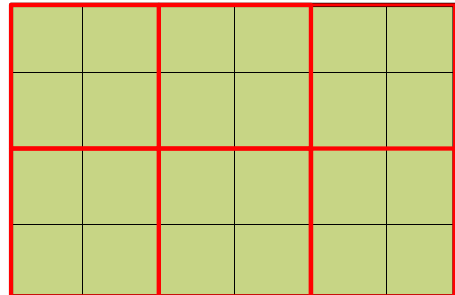
4

Commercial / Industrial Exposure Unit



5

Possible Residential Exposure Units



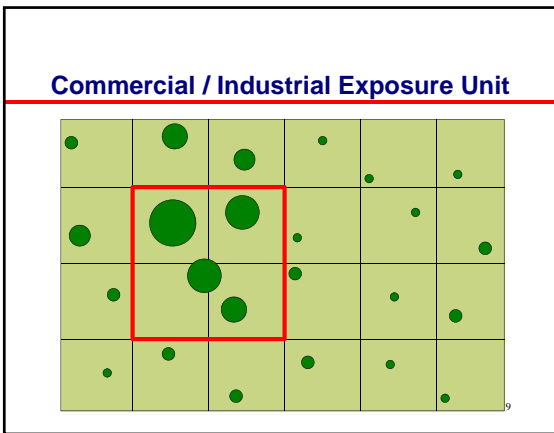
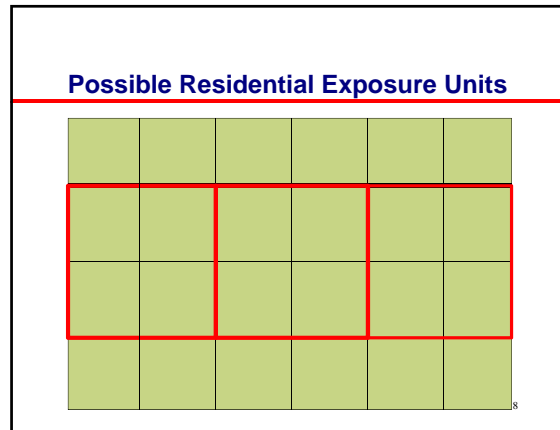
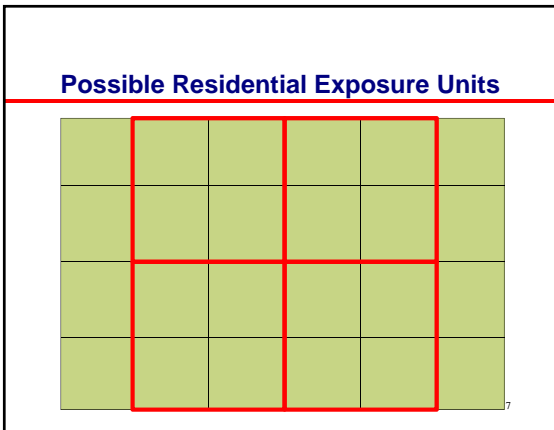
5

Report Documentation Page

Form Approved
OMB No. 0704-0188

Public reporting burden for the collection of information is estimated to average 1 hour per response, including the time for reviewing instructions, searching existing data sources, gathering and maintaining the data needed, and completing and reviewing the collection of information. Send comments regarding this burden estimate or any other aspect of this collection of information, including suggestions for reducing this burden, to Washington Headquarters Services, Directorate for Information Operations and Reports, 1215 Jefferson Davis Highway, Suite 1204, Arlington VA 22202-4302. Respondents should be aware that notwithstanding any other provision of law, no person shall be subject to a penalty for failing to comply with a collection of information if it does not display a currently valid OMB control number.

1. REPORT DATE MAR 2012	2. REPORT TYPE	3. DATES COVERED 00-00-2012 to 00-00-2012	
4. TITLE AND SUBTITLE Post-hoc Designs		5a. CONTRACT NUMBER	
		5b. GRANT NUMBER	
		5c. PROGRAM ELEMENT NUMBER	
6. AUTHOR(S)		5d. PROJECT NUMBER	
		5e. TASK NUMBER	
		5f. WORK UNIT NUMBER	
7. PERFORMING ORGANIZATION NAME(S) AND ADDRESS(ES) Neptune and Company, Inc,1435 Garrison Street, Suite 110,Denver,CO,80215		8. PERFORMING ORGANIZATION REPORT NUMBER	
9. SPONSORING/MONITORING AGENCY NAME(S) AND ADDRESS(ES)		10. SPONSOR/MONITOR'S ACRONYM(S)	
		11. SPONSOR/MONITOR'S REPORT NUMBER(S)	
12. DISTRIBUTION/AVAILABILITY STATEMENT Approved for public release; distribution unlimited			
13. SUPPLEMENTARY NOTES Presented at the 9th Annual DoD Environmental Monitoring and Data Quality (EDMQ) Workshop Held 26-29 March 2012 in La Jolla, CA. U.S. Government or Federal Rights License			
14. ABSTRACT			
15. SUBJECT TERMS			
16. SECURITY CLASSIFICATION OF:			17. LIMITATION OF ABSTRACT Same as Report (SAR)
a. REPORT unclassified	b. ABSTRACT unclassified	c. THIS PAGE unclassified	
			18. NUMBER OF PAGES 3
			19a. NAME OF RESPONSIBLE PERSON



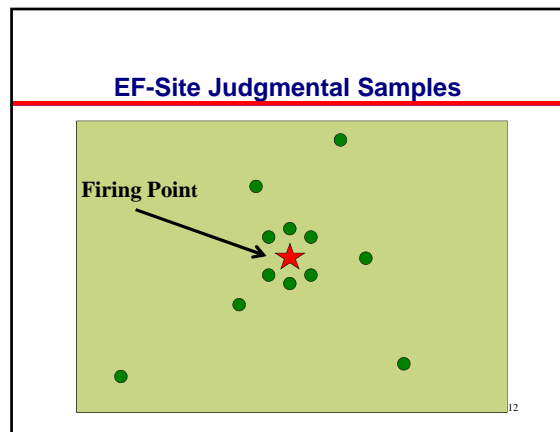
Estimates of the Mean Concentration

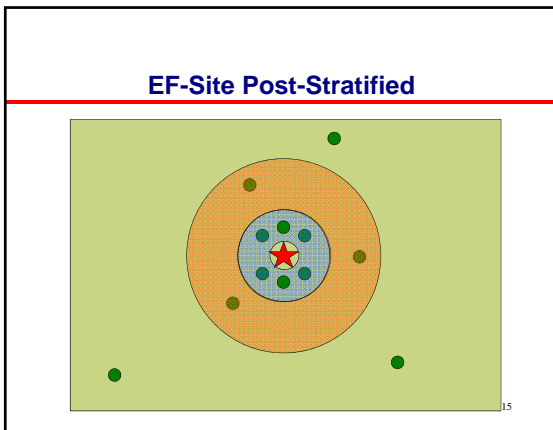
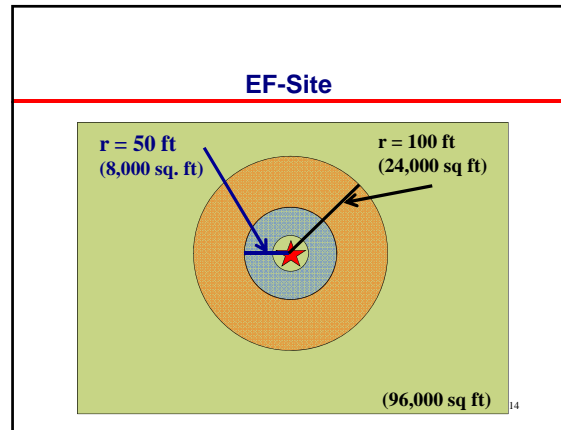
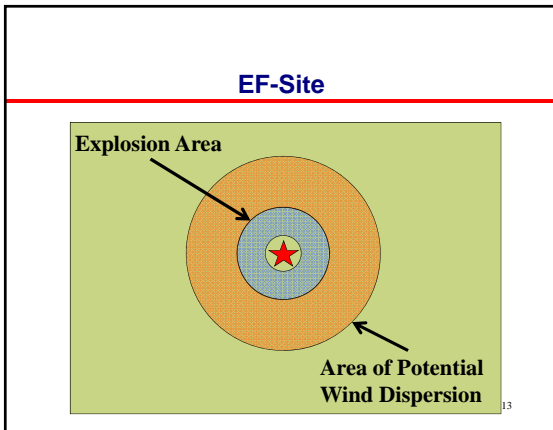
Commercial / Industrial	Conservative Residential	Haphazard Residential
2.48	47.1	21.3

Hexavalent Chromium concentrations in mg/Kg

10

- ### “Probabilizing” Judgmental Samples
- Example: Explosives Detonation EF-Site
 - Operational between 1945 and 1957
 - 43,000 kg Uranium used in tests
 - Data collected via judgmental sampling in 1979 to determine aerial dispersment of Uranium
 - Samples were collected near firing point where heaviest contamination was expected to occur
- 11





Estimates of EF-Site Mean Concentration

Raw Data	Weighted Data	Kriged Data
1232	266	569

Uranium concentrations in mg/Kg

- ### Making the Most of Existing Data
- Beware of potential bias in the sample selection, collection, or analysis.
 - Consider greater uncertainty around post-hoc estimates to account for unknowns.
 - Get your money's worth from the data you have!