



Navy Environmental Challenges and Opportunities in the Southwest

Gold Coast Industry Presentation August 8, 2012

**Terry Martin, P.E.
Acting Restoration Program Manager
NAVFAC Southwest**

Report Documentation Page

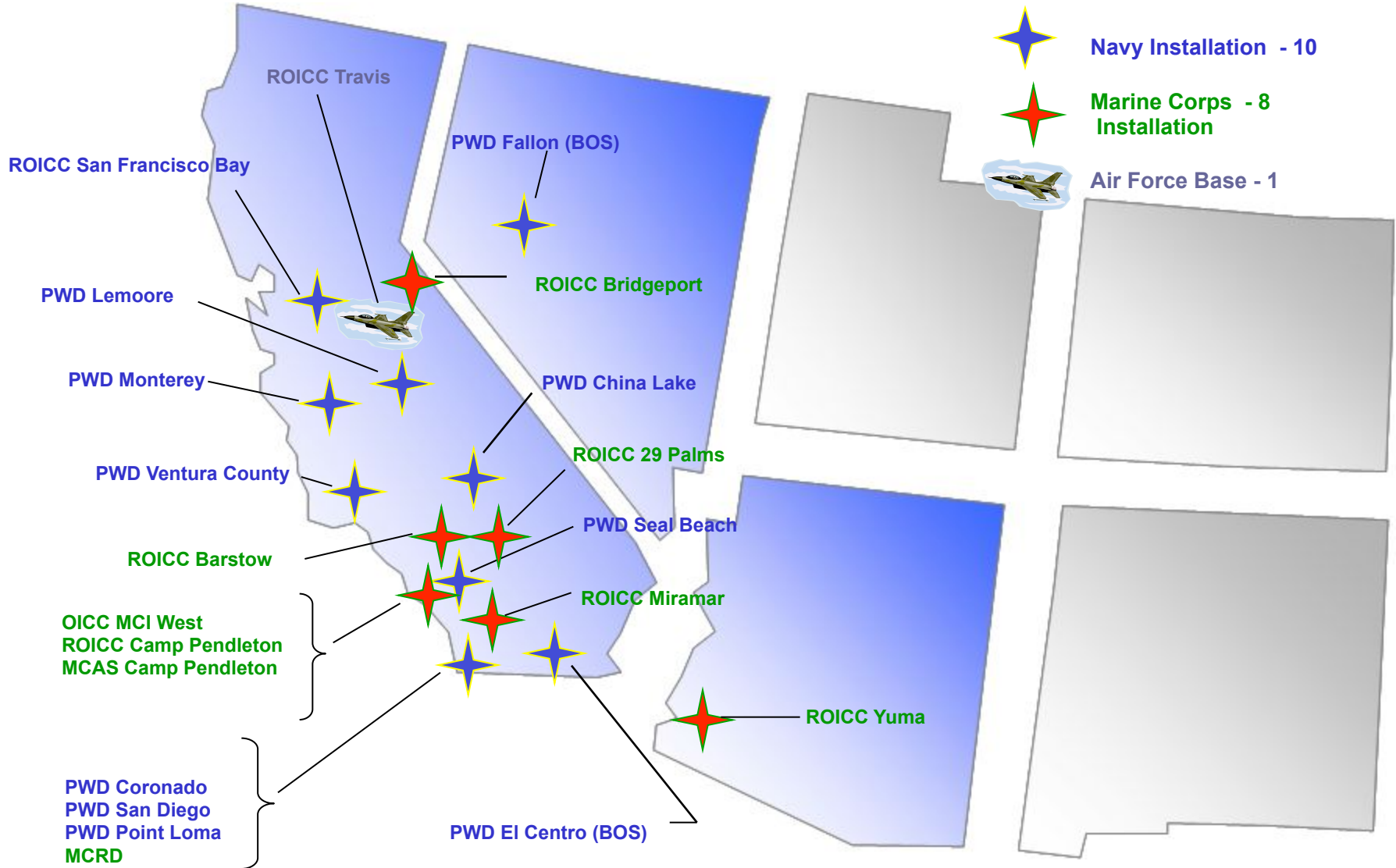
Form Approved
OMB No. 0704-0188

Public reporting burden for the collection of information is estimated to average 1 hour per response, including the time for reviewing instructions, searching existing data sources, gathering and maintaining the data needed, and completing and reviewing the collection of information. Send comments regarding this burden estimate or any other aspect of this collection of information, including suggestions for reducing this burden, to Washington Headquarters Services, Directorate for Information Operations and Reports, 1215 Jefferson Davis Highway, Suite 1204, Arlington VA 22202-4302. Respondents should be aware that notwithstanding any other provision of law, no person shall be subject to a penalty for failing to comply with a collection of information if it does not display a currently valid OMB control number.

1. REPORT DATE 08 AUG 2012		2. REPORT TYPE		3. DATES COVERED 00-00-2012 to 00-00-2012	
4. TITLE AND SUBTITLE Navy Environmental Challenges and Opportunities in the Southwest				5a. CONTRACT NUMBER	
				5b. GRANT NUMBER	
				5c. PROGRAM ELEMENT NUMBER	
6. AUTHOR(S)				5d. PROJECT NUMBER	
				5e. TASK NUMBER	
				5f. WORK UNIT NUMBER	
7. PERFORMING ORGANIZATION NAME(S) AND ADDRESS(ES) Naval Facilities Engineering Command Southwest ,1220 Pacific Highway, San Diego, CA, 92132-5190				8. PERFORMING ORGANIZATION REPORT NUMBER	
9. SPONSORING/MONITORING AGENCY NAME(S) AND ADDRESS(ES)				10. SPONSOR/MONITOR'S ACRONYM(S)	
				11. SPONSOR/MONITOR'S REPORT NUMBER(S)	
12. DISTRIBUTION/AVAILABILITY STATEMENT Approved for public release; distribution unlimited					
13. SUPPLEMENTARY NOTES Presented at the 2012 Navy Gold Coast Small Business Conference, 6-8 Aug, San Diego, CA.					
14. ABSTRACT					
15. SUBJECT TERMS					
16. SECURITY CLASSIFICATION OF:			17. LIMITATION OF ABSTRACT	18. NUMBER OF PAGES	19a. NAME OF RESPONSIBLE PERSON
a. REPORT	b. ABSTRACT	c. THIS PAGE			
unclassified	unclassified	unclassified	Same as Report (SAR)	18	

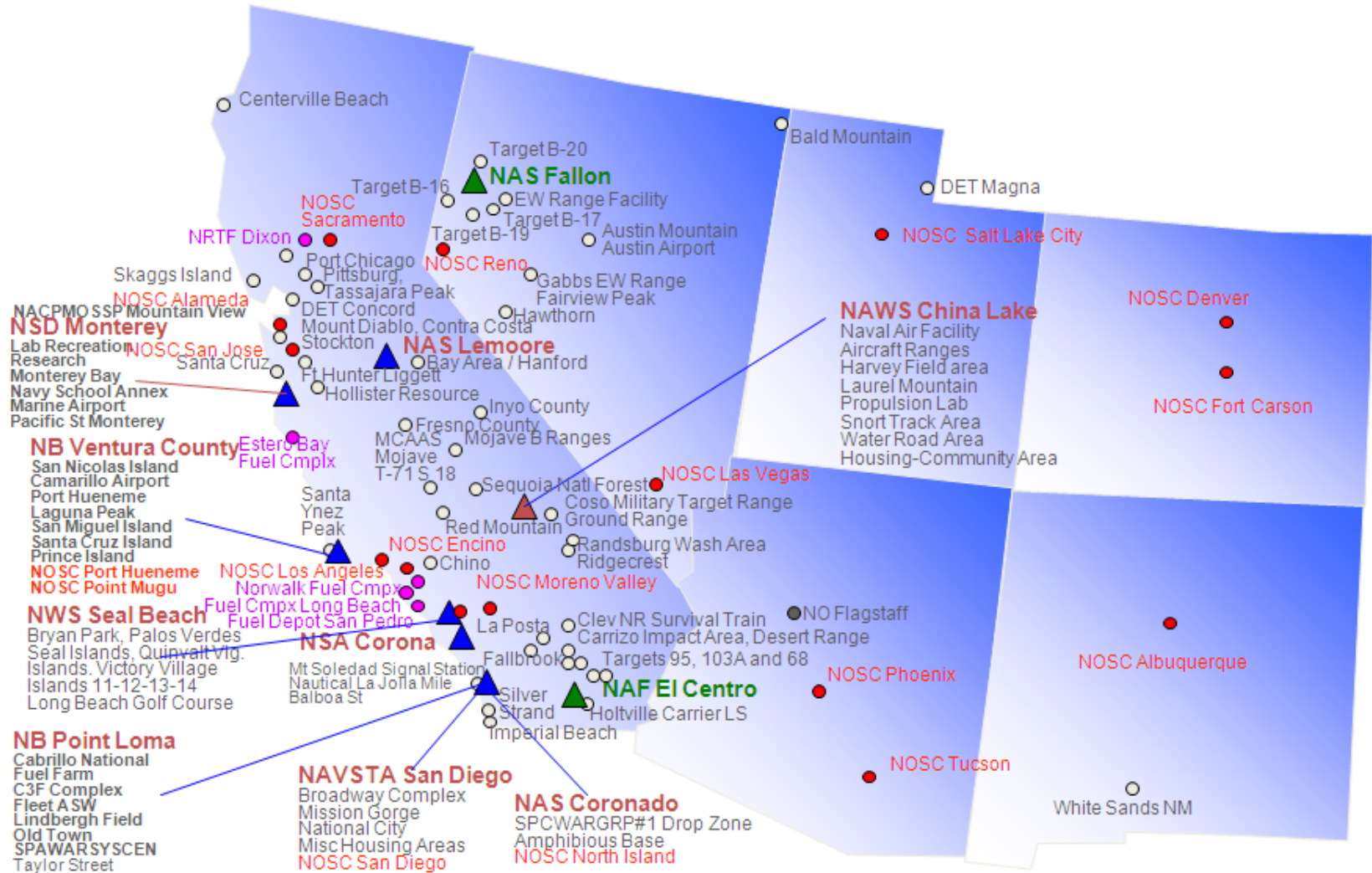


NAVFAC SW Area of Responsibility





Navy Region Southwest Installations and Special Areas

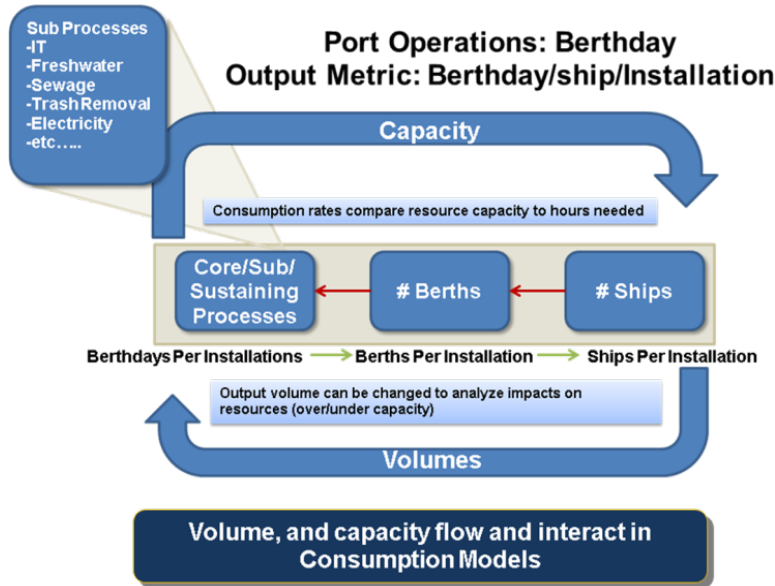
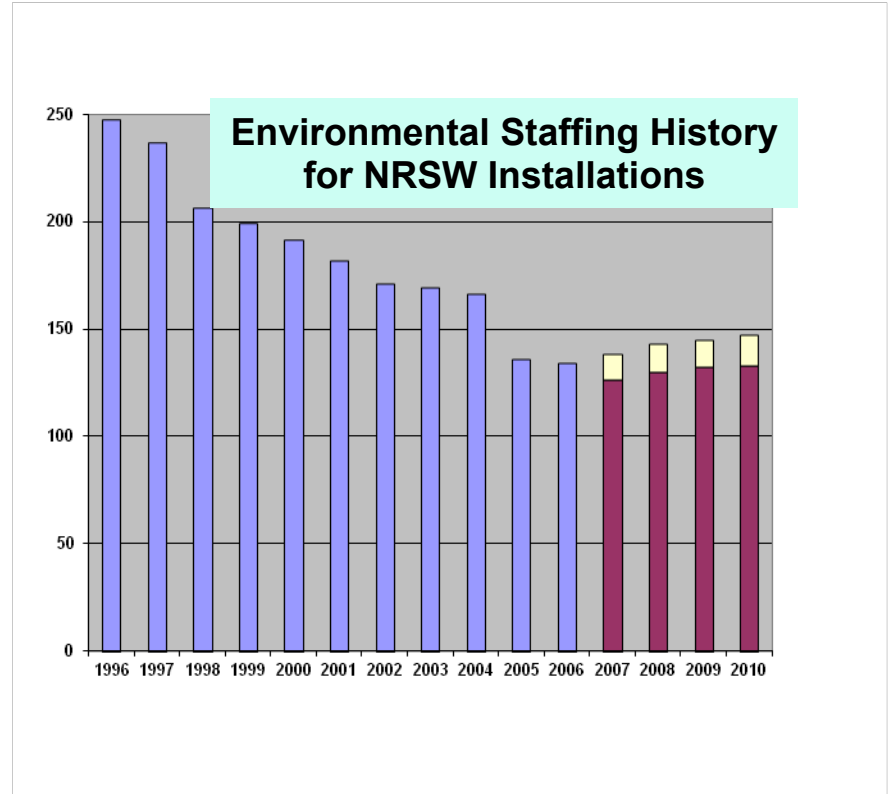




Challenges: Budgets and Staffing



**Budget Control Act of 2011:
DON funding reduced \$58.1B
across the FYDP from FY12
President's Budget Baseline**



TRAVEL



Regulatory Compliance Context



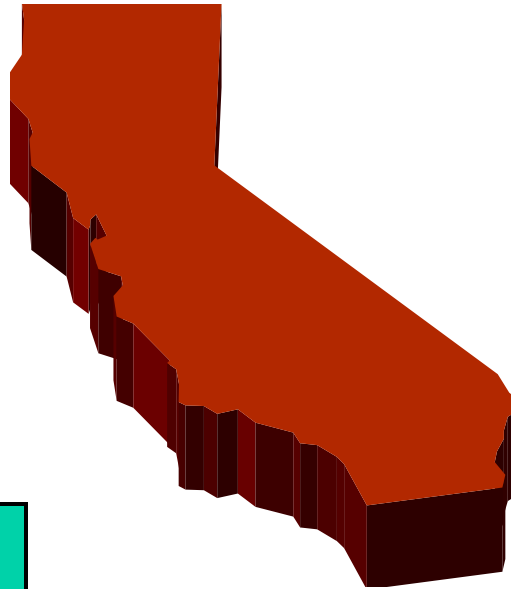
High number of environmental bills, rules, and permits proposed each year

Majority of SW Navy and Marine Corps installations are in California

California has aggressive, multi-level air, water, and other media regulatory agencies, including:

- California Air Resources Board (ARB)
- County Air Pollution Control Districts (APCDs) or Regional Air Quality Management Districts (AQMDs)
- California Water Resources Control Board
- Regional Water Quality Control Boards (9 regional boards in CA)
- Dept of Toxic Substances Control (DTSC)
- California Certified Unified Program Agencies (CUPA) (general county and local agencies)
- California Dept of Public Health
- State Lands Commission
- California Coastal Commission
- California Integrated Waste Management Board

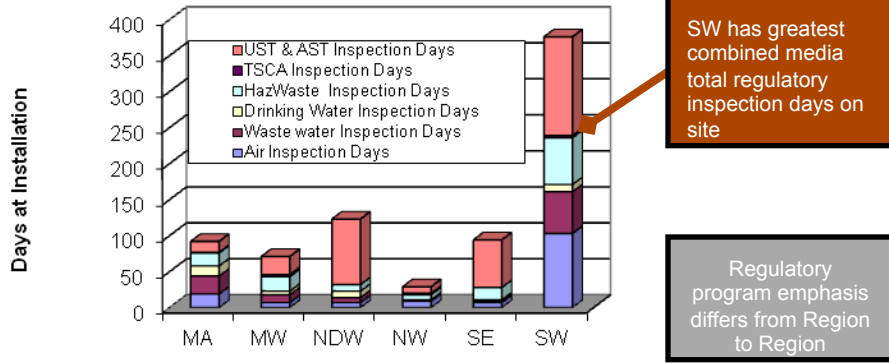
Regulations, rules, and permits are more stringent than federal requirements requiring extensive and labor-intensive recordkeeping and reporting



Level of regulatory oversight is evidenced by the high number of inspection days, environmental permits, and reporting requirements

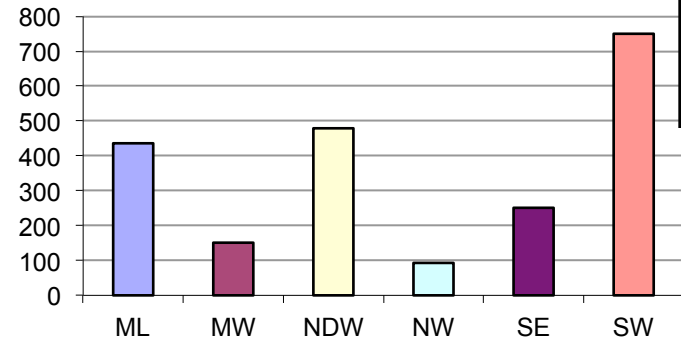
This regulatory context leads to high environmental compliance and conservation costs

Agency Inspection Days by Region



NEPA/Environmental Planning

Number of CATEXs Produced



FY 12 Navy In Progress:
 ~6 EISs, 2 NRSW
 ~26 EAs, 19 NRSW

Conservation and Resource Management

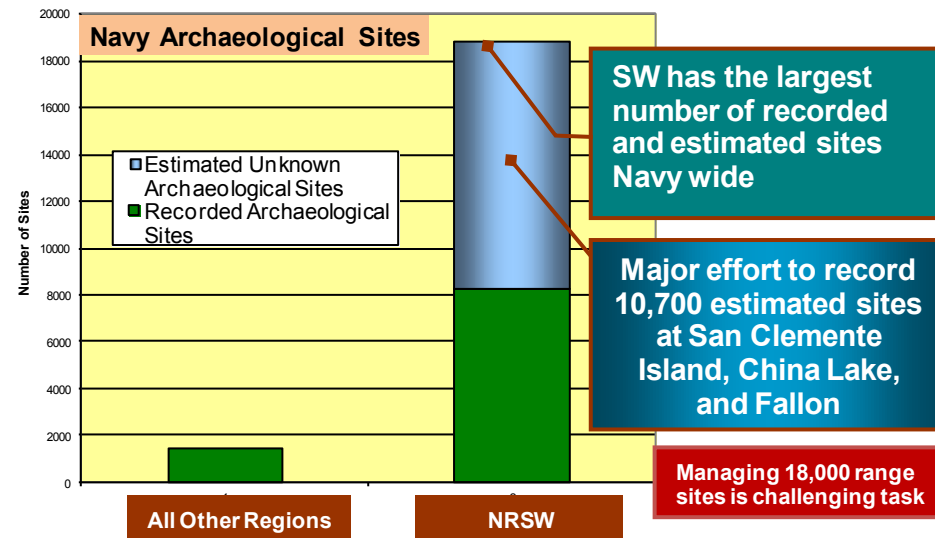
• 49 Federally Listed Species

- NPS Monterey - 4
- NWS Seal Beach - 9
- NAS El Cento - 2
- NAWS China Lake - 3
- NB Ventura County - 14
- NAS Lemoore - 1
- San Diego Metro / San Clemente Island - 35



- 60 State Listed Species and Species of Concern
- 80% of Navy's Biological Opinions annually
- Critical Habitat for San Diego Fairy Shrimp at NB San Diego and Peninsular Bighorn Sheep at NAF El Centro

Cultural Resources





Growth in the Southwest



57% Increase in Projected Vessel Loading Expected by 2021

- **Plant Replacement Value**

–\$29,748,445,150

- **Land Acreage**

–1,421,277

- **Ships and Aircraft**

–58 Surface Ships

–6 Submarines

–1 Aircraft Carriers

–576 Aircraft

- **Commands**

–617 Tenant Commands

–1 Hospital

–1 Research Graduate School



Estimates for 2017:

- **Ships and Aircraft**

–68 Surface Ships

–6 Submarines

–3 Aircraft Carriers

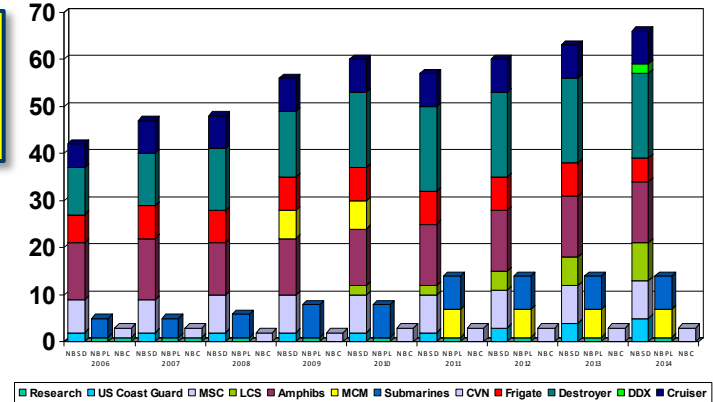
–584 Aircraft

- **Commands**

–634 Tenant Commands

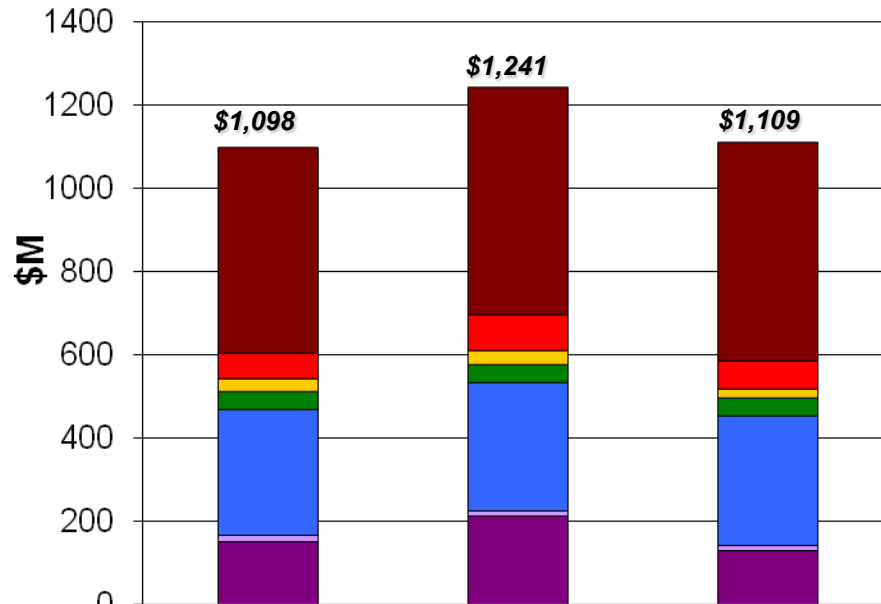
–1 Hospital

–1 Research Graduate School

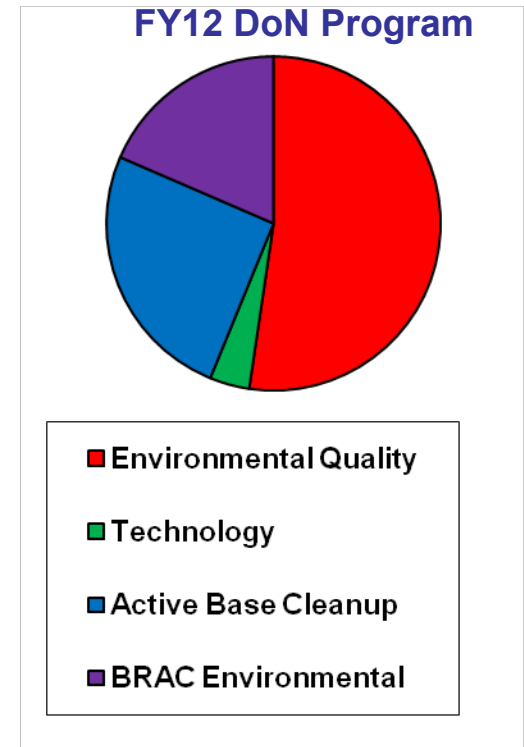




DoN Environmental Budget



Category	FY11	FY12	FY13
Compliance	495	543.4	521.1
Conservation	62	88	69.6
Pollution Prevention	30	31.9	22.2
Technology	41	42.8	42.3
Active Base Cleanup	302	308.7	310.6
BRAC 05 Environmental	15	13.4	13.2
Prior BRAC	153	212.9	129.5

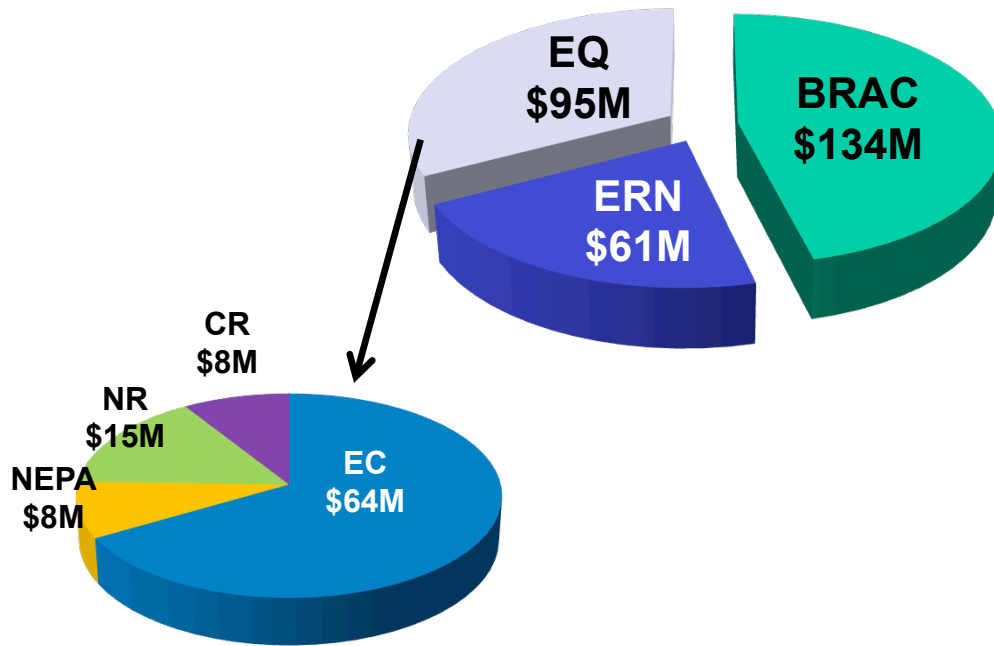




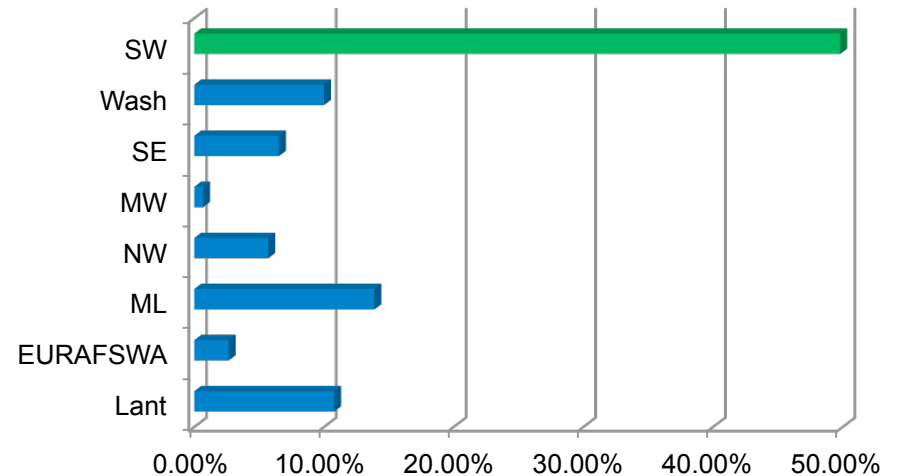
FY12 EV Project Execution Overview



Total FY12 Project Execution \$290M

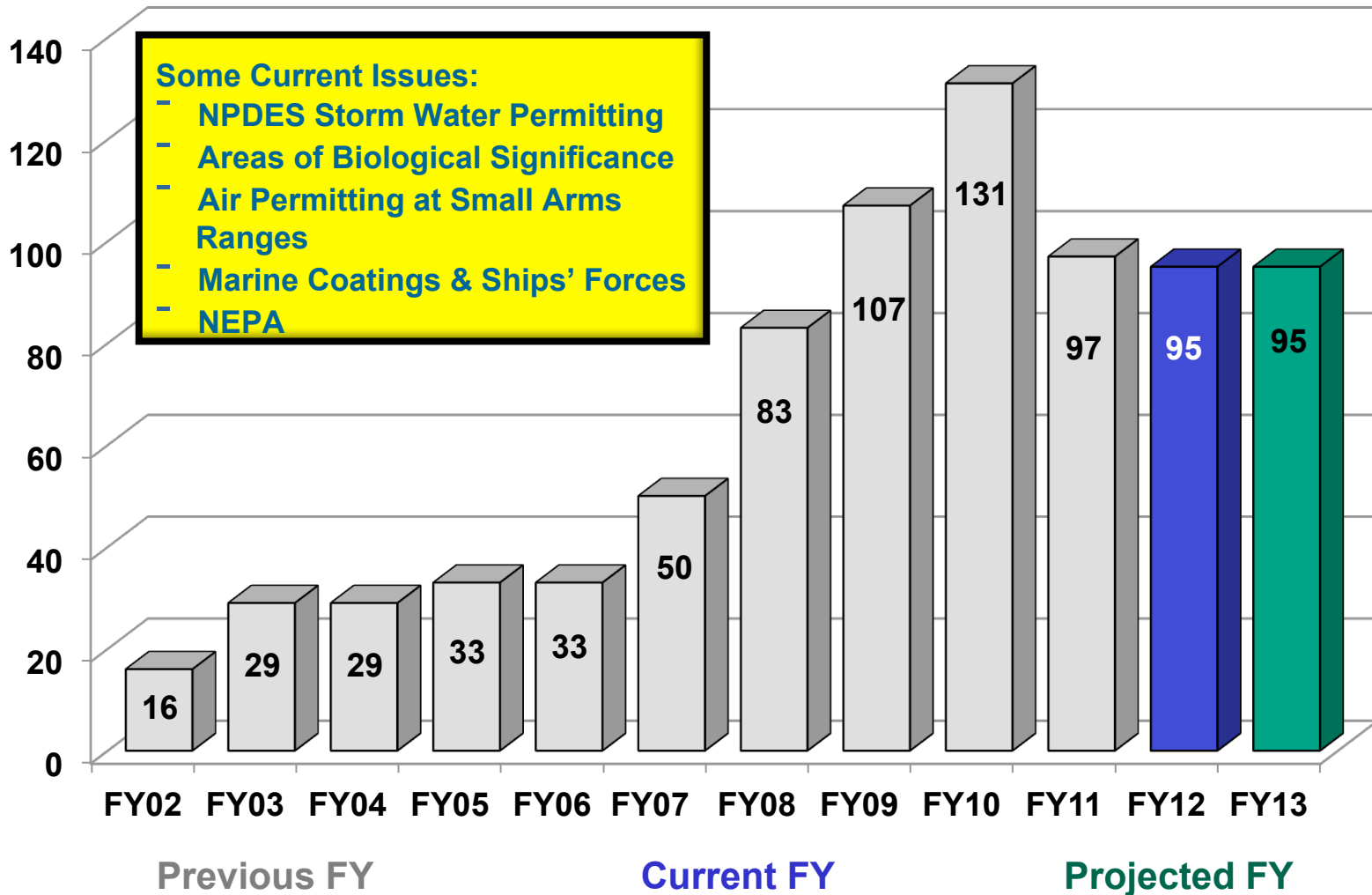


Southwest EV Execution accounts for ~50% of LANT's total





NAVFAC SW Environmental Quality Program (\$M)





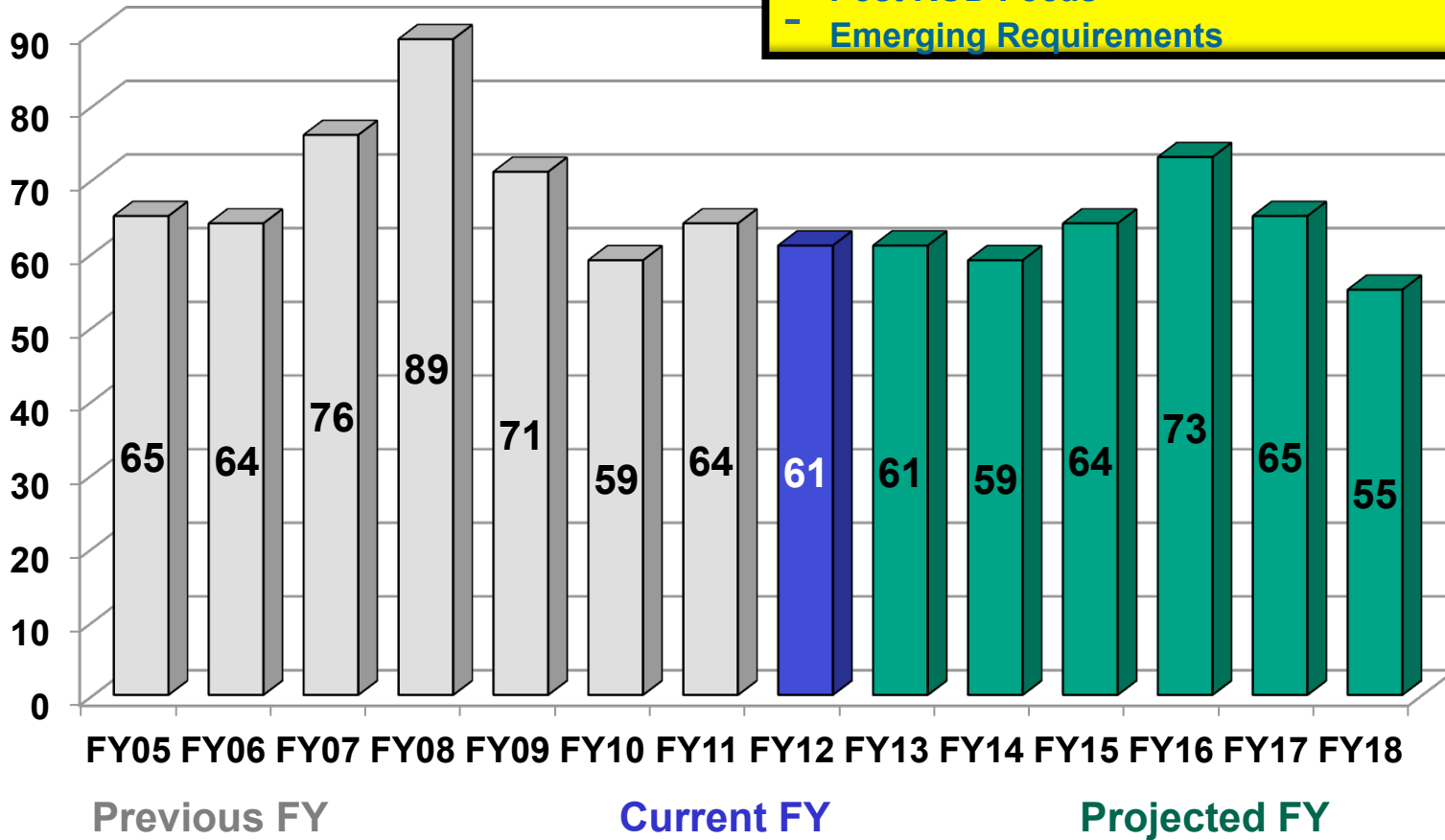
NAVFAC SW



Environmental Restoration, Navy (ER,N) Program (\$M)

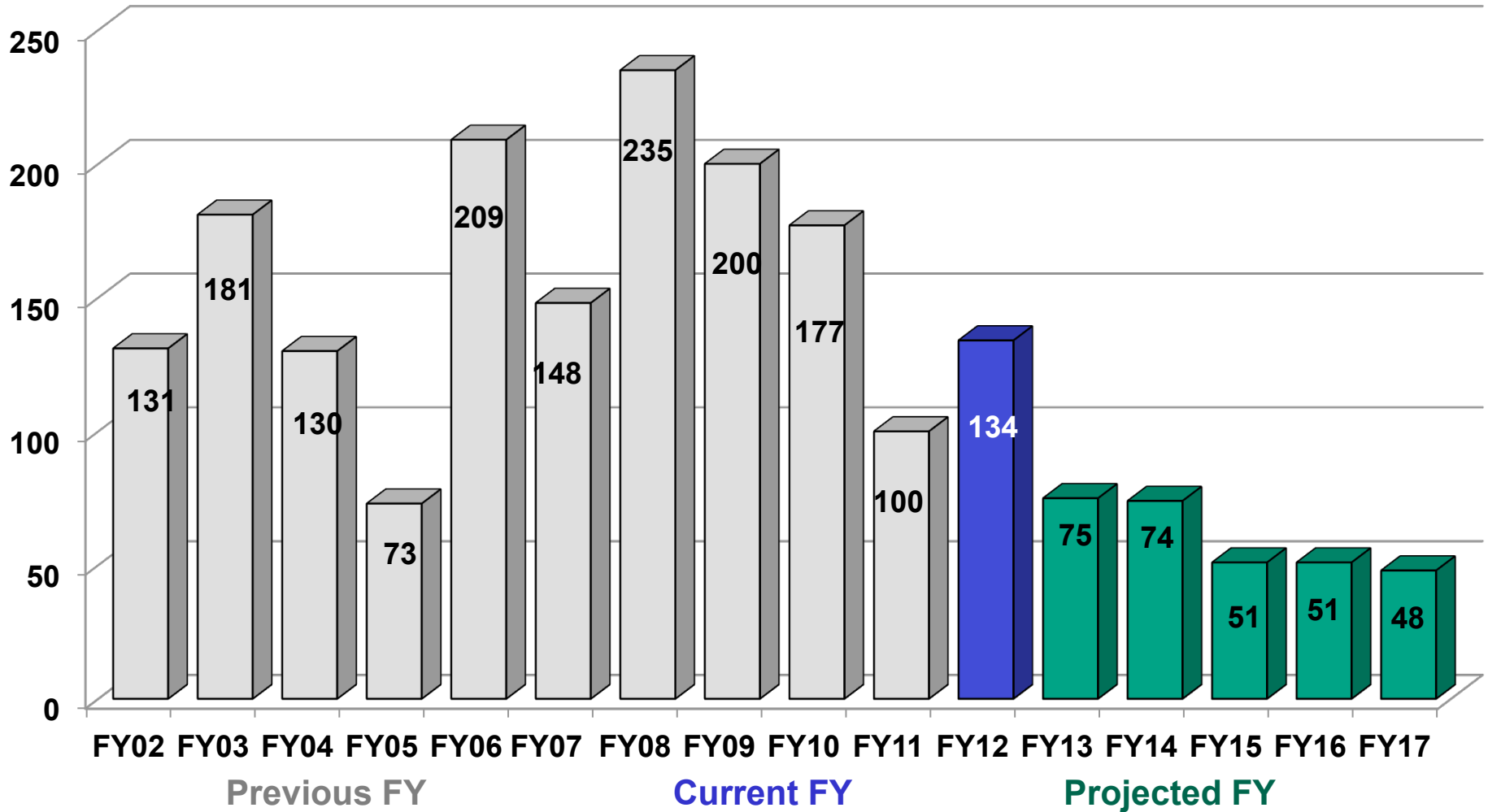
Some Current Issues:

- Green and Sustainable Remediation Proclamation
- Optimization
- Post ROD Focus
- Emerging Requirements



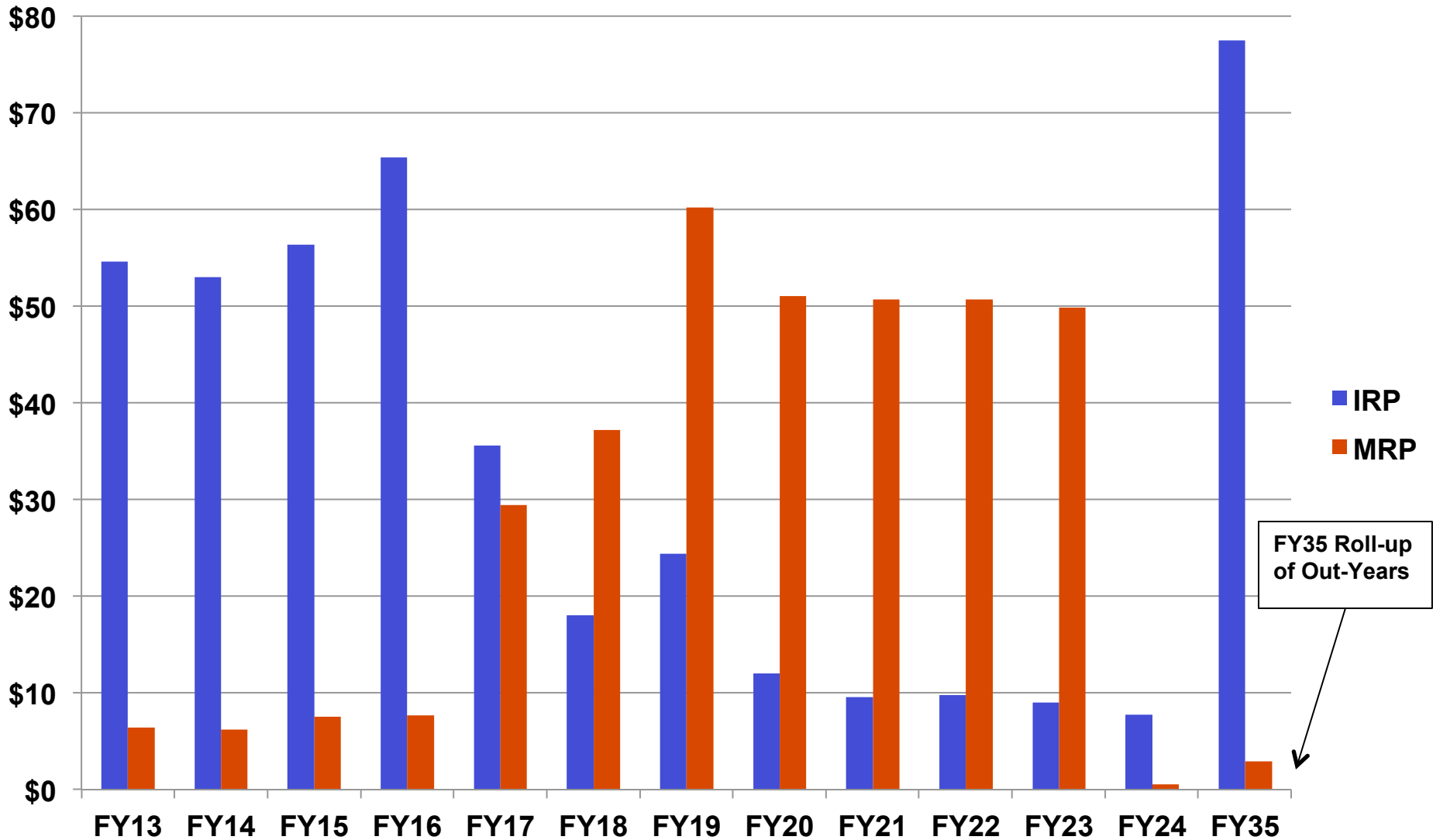


BRAC Program Management Office West Program (\$M)





ER,N Program IRP vs. MRP (\$M) NAVFAC SW





Environmental Contract Capacities



PROGRAM	FY12 Execution	FY13 Planned Execution	Current Contract Capacities	FY13-15 Planned Solicitations
Restoration	\$195M	\$136M	\$1,200M	\$370M
Compliance/ ORC	\$64 M	\$64M	\$92M	\$150M
NEPA/NCR	\$31M	\$31M	\$88M	\$205M
TOTALS	\$290M	\$197M	\$1,380M	\$725M





**** Data contained herein is based on the best available information and is subject to change**



SW EV Procurements Currently Underway

Contract Type	Scope	Location of Work	Contract Capacity/ Duration	Type	RFP date	Projected Award Date
Environmental Restoration						
Remedial Action Contract (RAC) VI Single Award IDIQ; Cost Plus-Award Fee	Restoration	SW AOR	\$100M/ 5 yrs	Unrestricted	July 2011	December 2012
Remedial Action Contract (RAC) - Single Award IDIQ; Cost Plus - Award Fee	Restoration	SW AOR	\$100M/ 5 yrs	Small Business	June 2011	December 2012
Environmental Compliance						
A-E Compliance Single Award, IDIQ; Fixed price	Multi-Media - support Compliance, IR, RCRA, MMRP and BRAC projects	NAVFAC SW AOR	\$50M/ 3 yrs	Small Business	July 2011	October 2012
A-E Compliance Single Award, IDIQ; Fixed Price	Storm Water - incidental potable water, wastewater, groundwater, water quality	NAVFAC - WIDE	\$30M/ 3 yrs	Small Business	June 2011	December 2012
A-E Compliance Single Award, IDIQ; Fixed Price	Water Quality	NAVFAC - WIDE	\$20M/ 3 yrs	Small Business	June 2011	October 2012
Natural / Cultural Resources						
Natural Resources MASC; Fixed Price	Natural Resources Conservation and Regulatory Compliance	NAVFAC SW AOR, (primary focus at MCAGCC 29 Palms)	\$10M/ 3 yrs	Small Business	July 2011	December 2012
Cultural Resources MASC; Fixed Price	Cultural Resources Curation and Regulatory Compliance	NAVFAC SW AOR, (primary focus at MCAGCC 29 Palms)	\$10M/ 3 yrs	Small Business	October 2011	December 2012



**** Data contained herein is based on the best available information and is subject to change**



SW EV Planned Procurements

Contract Type	Scope	Location of Work	Contract Capacity/ Duration	Type	Projected Synopsis/ RFP	Projected Award Date
Environmental Compliance / Restoration						
Operational Range Sustainment EMAC	Environmental	NAVFAC SW AOR	\$100M/ 5 yrs	TBD	FY13	FY13/14
Restoration 8(a) EMAC	Restoration	NAVFAC SW AOR	\$50M/ 5 yrs	Small Business	FY13	FY13/14
Small Business EMAC	Restoration	NAVFAC SW AOR	\$50M 5 yrs	Small Business	FY13	FY14
8(a) FRAC	Restoration	NAVFAC SW AOR	\$4M 5 yrs	Small Business	FY13	FY14
8(a) CERCLA/RCRA Single Award Fixed Price	Restoration	NAVFAC SW AOR	\$20M/ 5 yrs	Small Business	FY13	FY13/14
NEPA / Natural / Cultural Resources						
NEPA A-E; Single Award, IDIQ; Fixed Price	NEPA Infrastructure	NAVFAC SW AOR	\$30M/ 5 yrs	Small Business	FY12	FY13
NEPA A-E; Single Award, IDIQ; Fixed Price	NEPA In-Land Desert	NAVFAC SW AOR	\$30M/ 5 yrs	Small Business	FY12	FY13
NEPA A-E; Single Award, IDIQ; Fixed Price	NEPA Operations	NAVFAC SW AOR	\$30M/ 5 yrs	TBD	FY13	FY13/14
NEPA A-E; Single Award, IDIQ; Fixed Price	NEPA In-Water Coastal	NAVFAC SW AOR	\$30M/ 5 yrs	TBD	FY13	FY 13/14
Natural Resources MASC; Fixed Price	Natural Resources Cons and Regulatory Compliance	NAVFAC SW AOR	\$25M/ 5 yrs	TBD	FY13	FY 13/14
Natural Resources	Exotic Plants	NAVFAC SW AOR	\$20M 5 yrs	TBD	FY14	FY15




More Information



- **Listing of expected NAVFAC Environmental Contract Opportunities**
 - NAVFAC Webpage: www.navfac.navy.mil
 - Environmental: https://portal.navfac.navy.mil/portal/page/portal/navfac/navfac_ww_pp/navfac_navfacsw_pp/environmental
- **Small Business Program Office Webpage:** <https://smallbusiness.navfac.navy.mil>
- **Federal Business Opportunities:** www.fedbizops.gov



Questions?



STRATEGIC PLAN 2010 2017

READINESS
PERFORMANCE
SUSTAINABILITY

