



**Gold Coast  
Industry  
Forum  
San Diego, CA**

**08 August 2012**

**Allan Stratman  
CAPT, CEC, USN  
Executive Officer,  
NAVFAC Southwest**

# Report Documentation Page

*Form Approved*  
*OMB No. 0704-0188*

Public reporting burden for the collection of information is estimated to average 1 hour per response, including the time for reviewing instructions, searching existing data sources, gathering and maintaining the data needed, and completing and reviewing the collection of information. Send comments regarding this burden estimate or any other aspect of this collection of information, including suggestions for reducing this burden, to Washington Headquarters Services, Directorate for Information Operations and Reports, 1215 Jefferson Davis Highway, Suite 1204, Arlington VA 22202-4302. Respondents should be aware that notwithstanding any other provision of law, no person shall be subject to a penalty for failing to comply with a collection of information if it does not display a currently valid OMB control number.

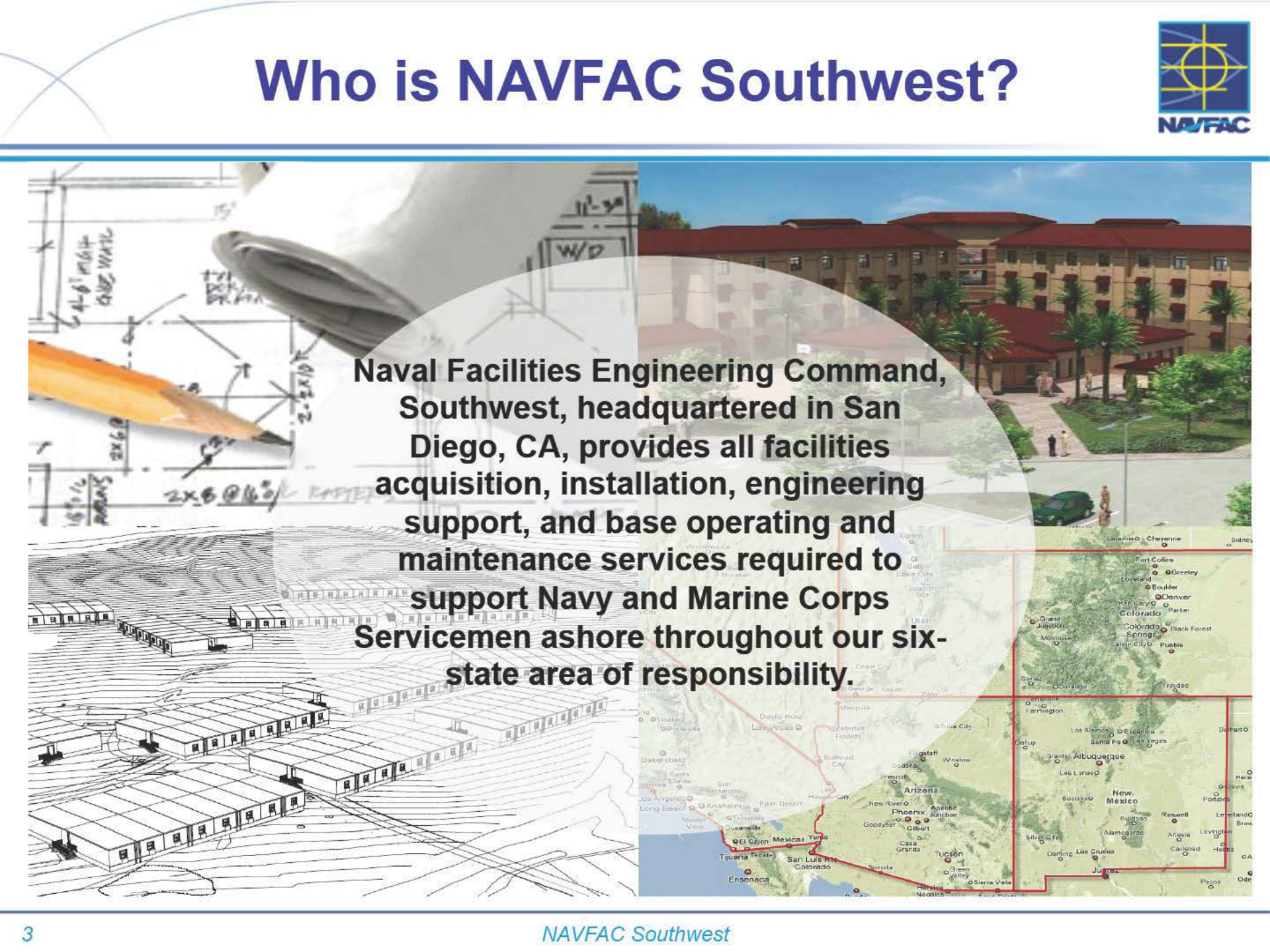
1. REPORT DATE <b>08 AUG 2012</b>	2. REPORT TYPE	3. DATES COVERED <b>00-00-2012 to 00-00-2012</b>			
4. TITLE AND SUBTITLE <b>Gold Coast Industry Forum</b>		5a. CONTRACT NUMBER			
		5b. GRANT NUMBER			
		5c. PROGRAM ELEMENT NUMBER			
6. AUTHOR(S)		5d. PROJECT NUMBER			
		5e. TASK NUMBER			
		5f. WORK UNIT NUMBER			
7. PERFORMING ORGANIZATION NAME(S) AND ADDRESS(ES) <b>Naval Facilities Engineering Command Southwest, 1220 Pacific Highway, San Diego, CA, 92132-5190</b>		8. PERFORMING ORGANIZATION REPORT NUMBER			
9. SPONSORING/MONITORING AGENCY NAME(S) AND ADDRESS(ES)		10. SPONSOR/MONITOR'S ACRONYM(S)			
		11. SPONSOR/MONITOR'S REPORT NUMBER(S)			
12. DISTRIBUTION/AVAILABILITY STATEMENT <b>Approved for public release; distribution unlimited</b>					
13. SUPPLEMENTARY NOTES <b>Presented at the 2012 Navy Gold Coast Small Business Conference, 6-8 Aug, San Diego, CA.</b>					
14. ABSTRACT					
15. SUBJECT TERMS					
16. SECURITY CLASSIFICATION OF:			17. LIMITATION OF ABSTRACT <b>Same as Report (SAR)</b>	18. NUMBER OF PAGES <b>11</b>	19a. NAME OF RESPONSIBLE PERSON
a. REPORT <b>unclassified</b>	b. ABSTRACT <b>unclassified</b>	c. THIS PAGE <b>unclassified</b>			

# Command Overview



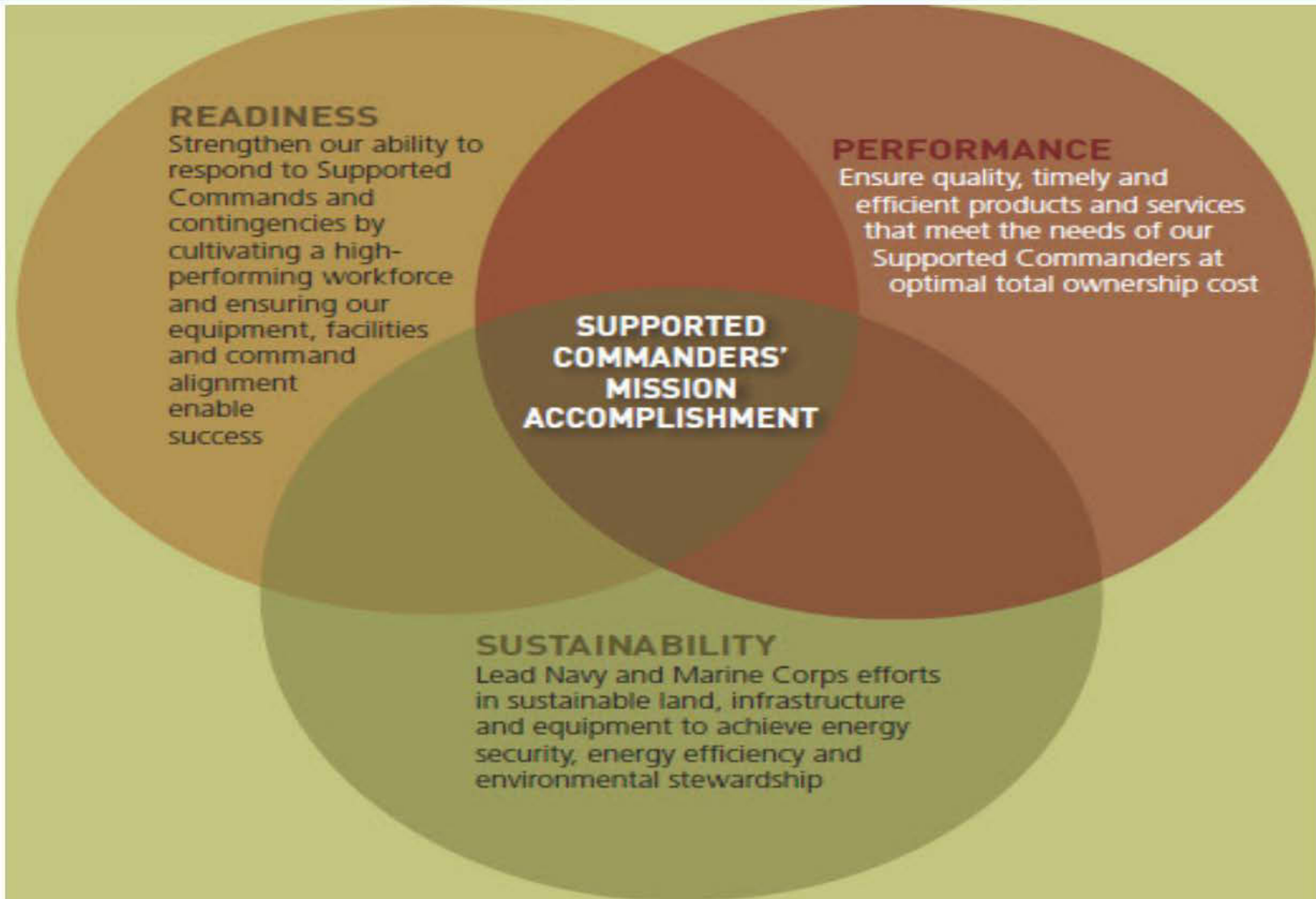
- **Who is NAVFAC Southwest?**
- **NAVFAC Southwest Mission**
- **NAVFAC SW Area of Responsibility**
- **What NAVFAC Southwest Buys**
- **Top 10 NAICS Codes FY2012**

# Who is NAVFAC Southwest?

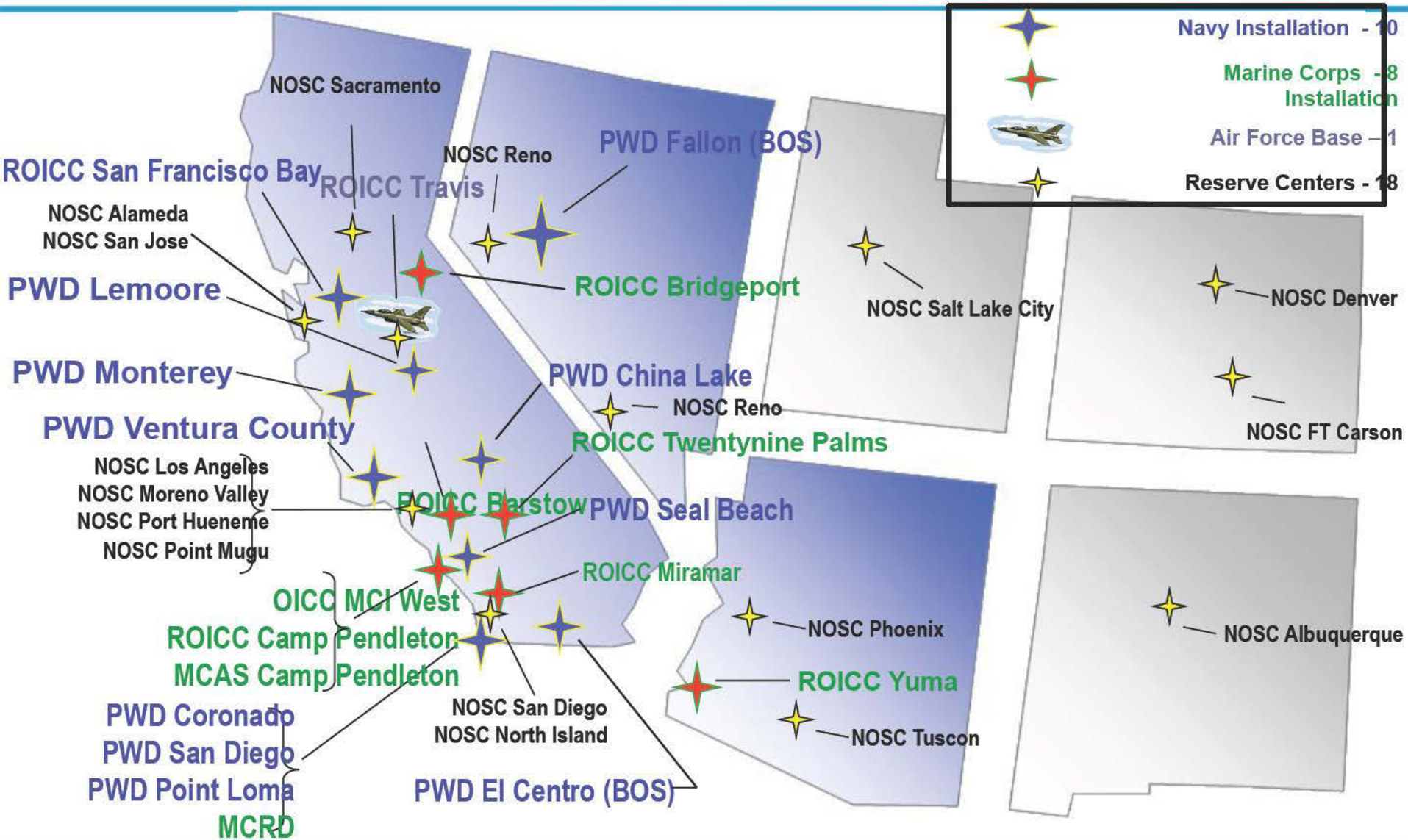
The background is a collage of four images: top-left shows architectural blueprints with a pencil and a pen; top-right shows a modern multi-story building with a red roof and palm trees; bottom-left shows a perspective drawing of a large industrial or warehouse facility; bottom-right shows a map of the southwestern United States and northern Mexico with a red border indicating the command's area of responsibility.

**Naval Facilities Engineering Command,  
Southwest, headquartered in San  
Diego, CA, provides all facilities  
acquisition, installation, engineering  
support, and base operating and  
maintenance services required to  
support Navy and Marine Corps  
Servicemen ashore throughout our six-  
state area of responsibility.**

# NAVFAC Southwest Mission



# NAVFAC SW Area of Responsibility



# What NAVFAC Southwest Buys



## •Capital Improvements

- Construction Services
- Architect & Engineering Services
- Design In-House
- Specialized Technical Services
- Ocean Engineering

## •Environmental

- Environmental Planning/NEPA
- Environmental Compliance & Conservation
- Environmental Restoration
- Sustainable Solid Waste Management

## •Public Works

- Facility Sustainment
- Utility & Energy Management
- Base Operation and Maintenance
- Facility Services

## •Asset Management

- Real Estate
- Land & Installation Planning
- Facilities Planning
- Encroachment Management
- Facilities Integrated Logistics Support
- Real Property Acq, Mgmt & Disposal

# NAVFAC Southwest Top 10 NAICS Codes 10/01/2011 through 07/31/2012



**NAVFAC Southwest Total Spend to date: \$1,049,766,639.10 100.00%**

NAICS	NAICS Description	Dollars Obligated	% of Total Spend
236220	Commercial and Institutional Building Construction	\$469,240,278.06	44.70%
561210	Facility Support Services	\$109,417,399.05	10.42%
562910	Remediation Services	\$104,033,411.69	9.91%
237310	Highway, Street, and Bridge Construction	\$69,798,303.52	6.65%
541330	Engineering Services	\$63,057,905.88	6.01%
237110	Water and Sewer Line and Related Structures Construction	\$23,856,042.91	2.27%
561720	Janitorial Services	\$23,270,571.63	2.22%
237130	Power and Communication Line and Related Structures Construction	\$22,762,213.18	2.17%
541690	Other Scientific and Technical Consulting Services	\$19,267,426.72	1.84%
237120	Oil and Gas Pipeline and Related Structures Construction	\$18,935,871.95	1.80%

**Total value of Top 10 NAICS Codes**

**\$923,609,424.59**

**87.98%**

# NAVFAC Southwest Small Business Achievement History



Fiscal Year	Goal	Actual Awards to SB	Number of Actions	Dollars
FY2008	41.03%	41.25%	5,790	\$921,864,886.44
FY2009	41.42%	31.04%	6,549	\$853,795,555.87
FY2010	35.61%	29.19%	6,112	\$785,402,255.47
FY2011	36.00%	40.80%	5,825	\$838,491,740.07
FY2012 Through July 31, 2012	36.00%	49.03%	3,818	\$497,804,166.67
<b>Totals</b>			<b>28,094</b>	<b>\$3,897,358,604.52</b>
<b>Averages (FY2008 – 2011)</b>			<b>5,619</b>	<b>\$779,471,720.90</b>

# Small Business Programs



- ***Small Business***
- ***Small Disadvantaged Business***
- ***8(a)***
- ***HUBZone***
- ***Veteran-Owned Small Business***
- ***Service-Disabled, Veteran-Owned Small Business***
- ***Woman-Owned Small Business***

*Definitions for each program can be found at the SBA website [www.sba.gov](http://www.sba.gov)*

*Size is determined by either total revenue or number of employees by Industry  
Industries are identified by NAICS Codes.*

*You can get a NAICS Code Size Table from the SBA website.*

# Small Business Programs Achievements



Socio-Economic Program	Goal	Achievement
Small Business	36%	49.03%
Small Disadvantaged Business	22.83%	39.65%
8(a)	NO GOAL	NO GOAL
HUBZone	10%	11.04%
Veteran-Owned Small Business	NO GOAL	NO GOAL
Service-Disabled Veteran-Owned Small Business	3%	2.27%
Woman-Owned Small Business	6.5%	7.41%
		Data as of July 31, 2012

# QUESTIONS?

