



## **SYSTEMS ENGINEERING METHODOLOGY FOR FUEL EFFICIENCY AND ITS APPLICATION TO THE FUEL EFFICIENT DEMONSTRATOR (FED) PROGRAM**

Paul Luskin – Ricardo, Inc.

13 August 2010

UNCLASSIFIED: Dist A. Approved for public release

**GVSETS**

## Report Documentation Page

*Form Approved*  
*OMB No. 0704-0188*

Public reporting burden for the collection of information is estimated to average 1 hour per response, including the time for reviewing instructions, searching existing data sources, gathering and maintaining the data needed, and completing and reviewing the collection of information. Send comments regarding this burden estimate or any other aspect of this collection of information, including suggestions for reducing this burden, to Washington Headquarters Services, Directorate for Information Operations and Reports, 1215 Jefferson Davis Highway, Suite 1204, Arlington VA 22202-4302. Respondents should be aware that notwithstanding any other provision of law, no person shall be subject to a penalty for failing to comply with a collection of information if it does not display a currently valid OMB control number.

1. REPORT DATE <b>13 AUG 2010</b>	2. REPORT TYPE <b>Briefing Charts</b>	3. DATES COVERED <b>09-02-2010 to 04-08-2010</b>			
4. TITLE AND SUBTITLE <b>SYSTEMS ENGINEERING METHODOLOGY FOR FUEL EFFICIENCY AND ITS APPLICATION TO THE FUEL EFFICIENT DEMONSTRATOR (FED) PROGRAM</b>		5a. CONTRACT NUMBER			
		5b. GRANT NUMBER			
		5c. PROGRAM ELEMENT NUMBER			
6. AUTHOR(S) <b>Paul Luskin</b>		5d. PROJECT NUMBER			
		5e. TASK NUMBER			
		5f. WORK UNIT NUMBER			
7. PERFORMING ORGANIZATION NAME(S) AND ADDRESS(ES) <b>Ricardo, Inc.,40000 Ricardo Drive,Belleville,Mi,48111</b>		8. PERFORMING ORGANIZATION REPORT NUMBER <b>; #21088</b>			
9. SPONSORING/MONITORING AGENCY NAME(S) AND ADDRESS(ES) <b>U.S. Army TARDEC, 6501 East Eleven Mile Rd, Warren, Mi, 48397-5000</b>		10. SPONSOR/MONITOR'S ACRONYM(S) <b>TARDEC</b>			
		11. SPONSOR/MONITOR'S REPORT NUMBER(S) <b>#21088</b>			
12. DISTRIBUTION/AVAILABILITY STATEMENT <b>Approved for public release; distribution unlimited</b>					
13. SUPPLEMENTARY NOTES <b>For 2010 GROUND VEHICLE SYSTEMS ENGINEERING AND TECHNOLOGY SYMPOSIUM (GVSETS) AUGUST 17-19</b>					
14. ABSTRACT <b>briefing charts</b>					
15. SUBJECT TERMS					
16. SECURITY CLASSIFICATION OF:			17. LIMITATION OF ABSTRACT <b>Public Release</b>	18. NUMBER OF PAGES <b>17</b>	19a. NAME OF RESPONSIBLE PERSON
a. REPORT <b>unclassified</b>	b. ABSTRACT <b>unclassified</b>	c. THIS PAGE <b>unclassified</b>			

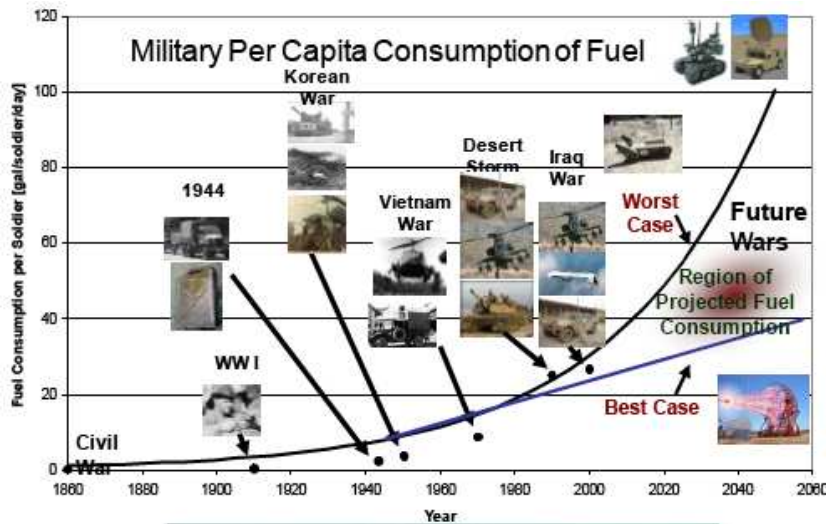
# Agenda

## SYSTEMS ENGINEERING AND INTEGRATION

- Fuel Efficient Demonstrator (FED) Program
- Total Vehicle Fuel Economy<sup>®</sup> process
- Complex Systems Modeling & Simulation
- Results
- Conclusions



- Initiative by Office of the Secretary of Defense to:
  - Improve vehicle technology to reduce fuel consumption on the battlefield
  - Reduce US dependence on oil



Source: Fuel Efficient ground vehicle Demonstrator (FED) Program Overview – FED Team / Carl Johnson – Sept 30, 2008




Source: <http://www.army.mil/-news/2009/05/07/20777-army-saves-fuel-and-lives-by-bringing-new-life-to-an-old-technology/>

## FED Objectives

# SYSTEMS ENGINEERING AND INTEGRATION

- To demonstrate a tactical vehicle with significantly greater fuel economy than an M1114 HMMWV while maintaining tactical vehicle capability



**Objective: 30% Fuel  
Economy Improvement**

# Credible & Relevant Demonstrator Platform

# SYSTEMS ENGINEERING AND INTEGRATION

## Fuel Economy:

- 7.5 mpg Composite
  - 12.6 mpg Convoy Escort
  - 7.1 mpg Urban Assault
  - 4.8 mpg Cross Country
  - 0.51 gpm Idle

## Survivability:

- Integral V-hull
- Blast protected seating
- Upgradeable B-kit



## Weight:

- 10,500 lbs VCW (A-kit)
- 15,400 lbs GVW

## Performance:

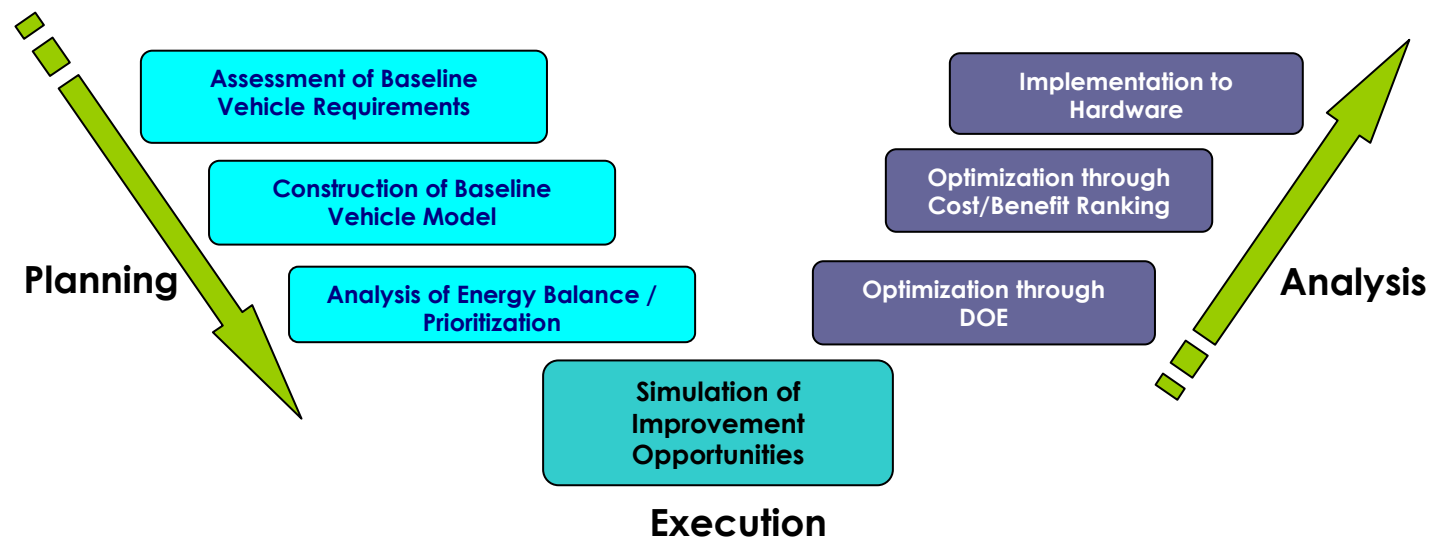
- 50 mph Speed on 5% Grade
- 30kW Onboard Power

## Mobility:

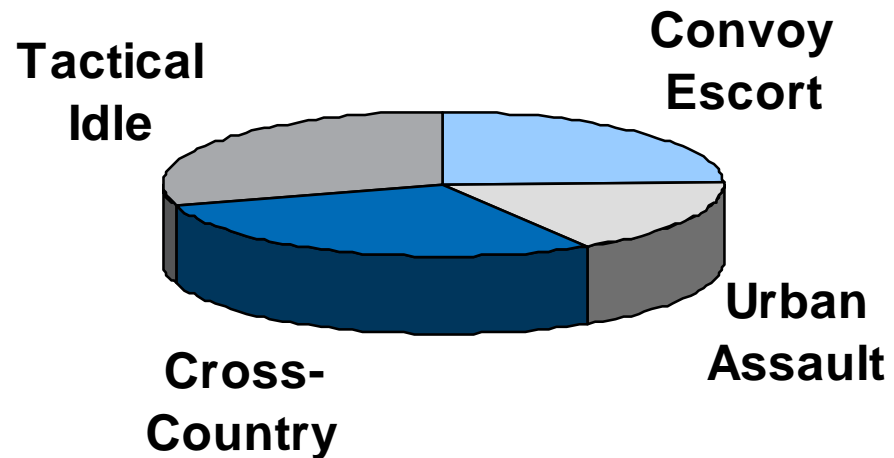
- 18" Step Climb
- 60% Grade

**FED concept meets or exceeds  
M1114 HMMWV capabilities with  
70+% better fuel efficiency**

- A robust process flow with thorough planning and complete analysis of results.
- Successful and risk-managed strategy for product development.

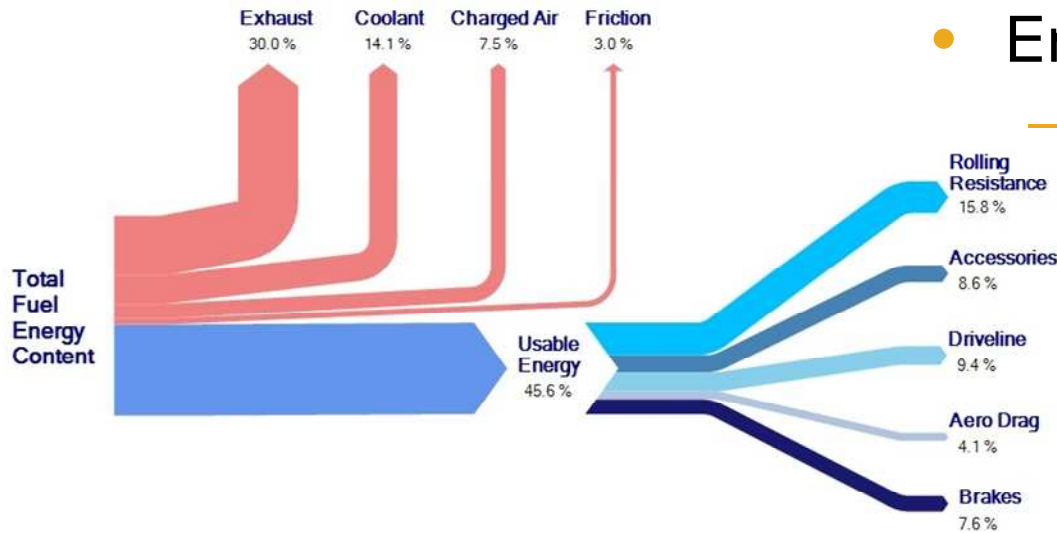


- Unique military drive cycle developed for FED program with government input
- Criteria for quantitatively evaluating design alternatives
- Robust cycle
  - High & Low Speed
  - Flat & Grades
  - On & Off Road
  - Tactical Idle
- Focus on battle space



# Prioritization Framework – Total Systems

# SYSTEMS ENGINEERING AND INTEGRATION

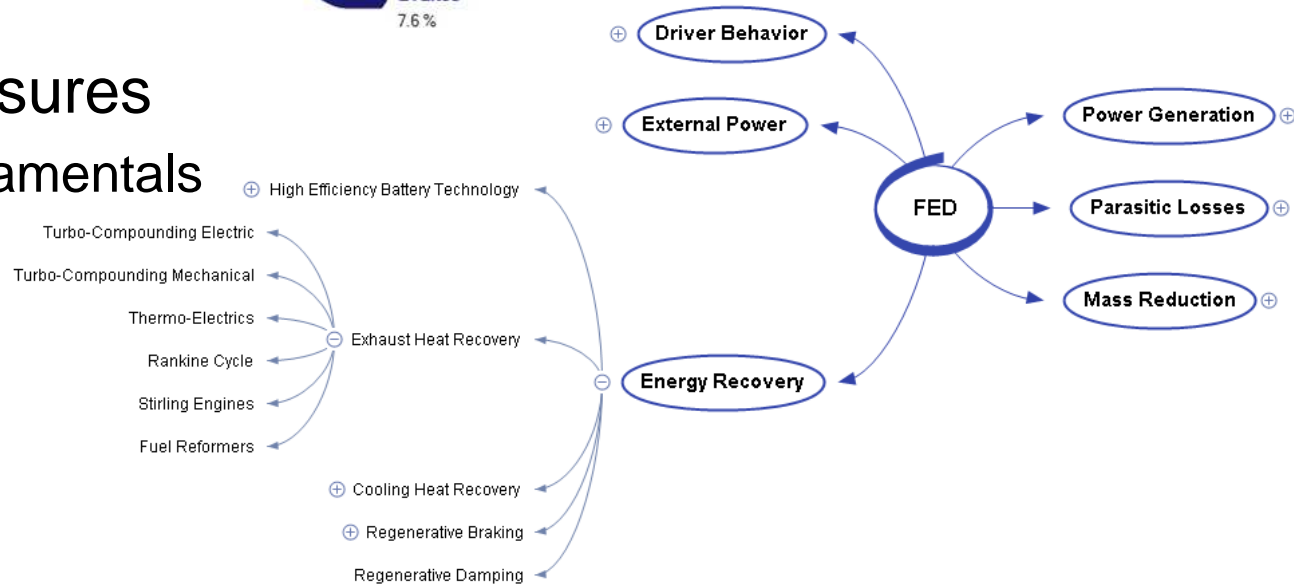


- Energy Balance

- Unique to vehicle & drive cycle

- Efficiency Measures

- Mapping fundamentals



# Technology Market Survey

# SYSTEMS ENGINEERING AND INTEGRATION

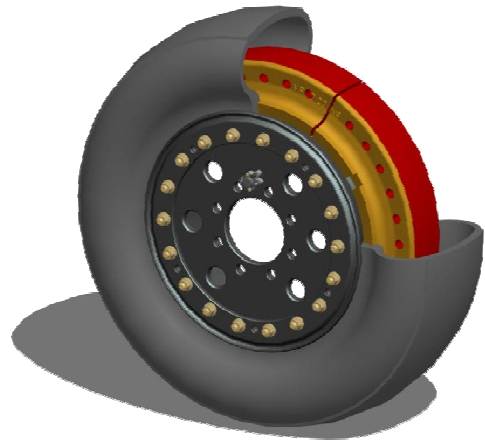
- Outreach efforts prioritized by energy balance results & subject matter expertise
- Opportunities primarily outside defense supply base
- Focus on key subsystem data to support modeling & simulation



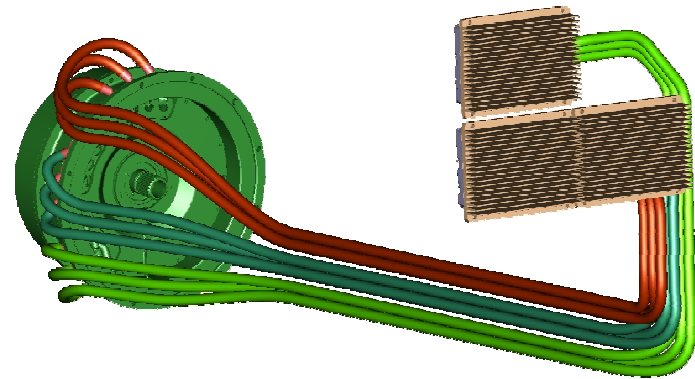
# Leverage for Improvements

# SYSTEMS ENGINEERING AND INTEGRATION

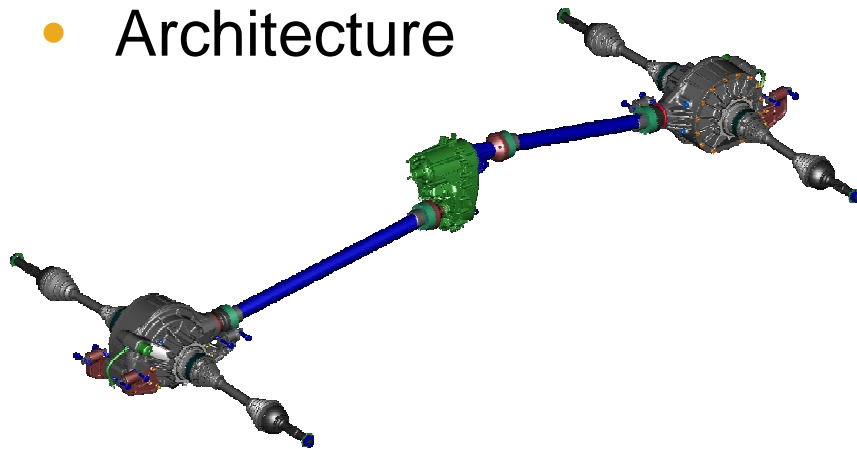
- Requirements




- Technology



- Architecture



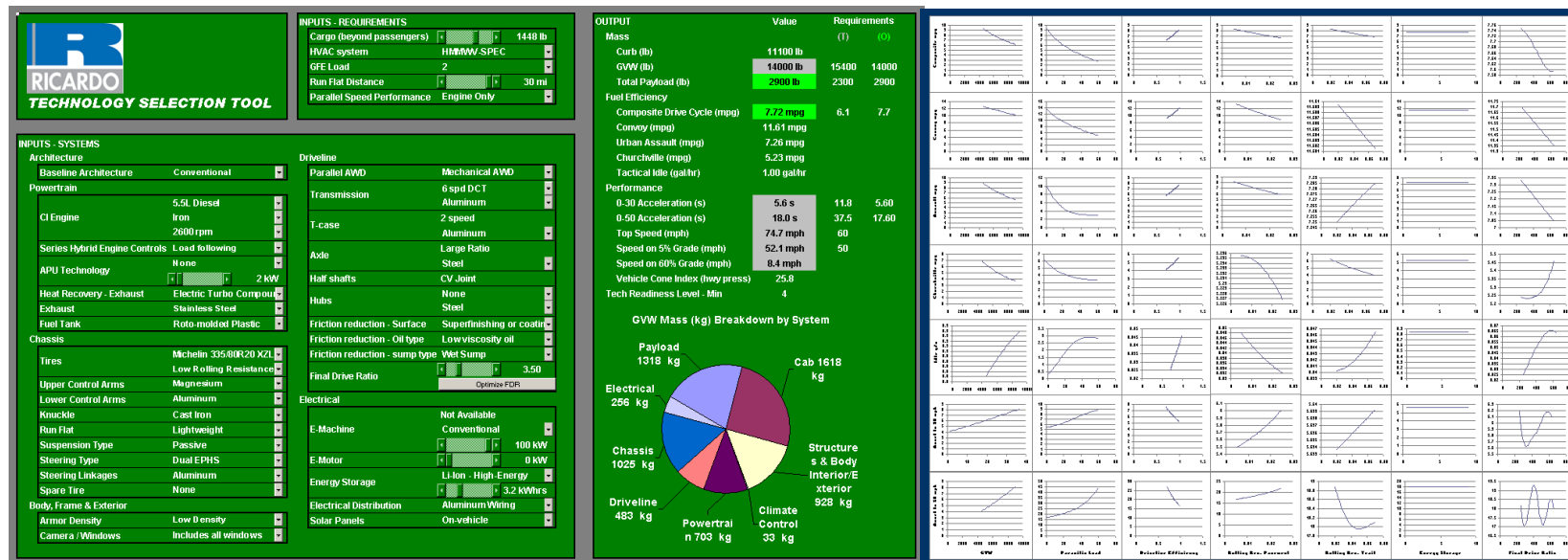
- Specifications



# Complex Systems Decision Tool

# SYSTEMS ENGINEERING AND INTEGRATION

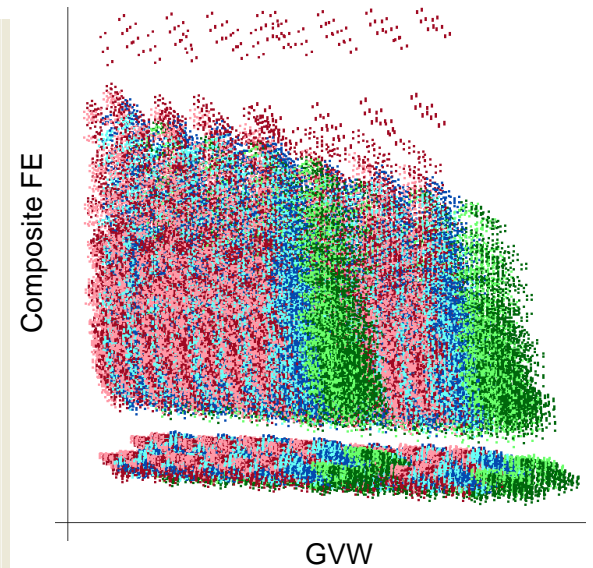

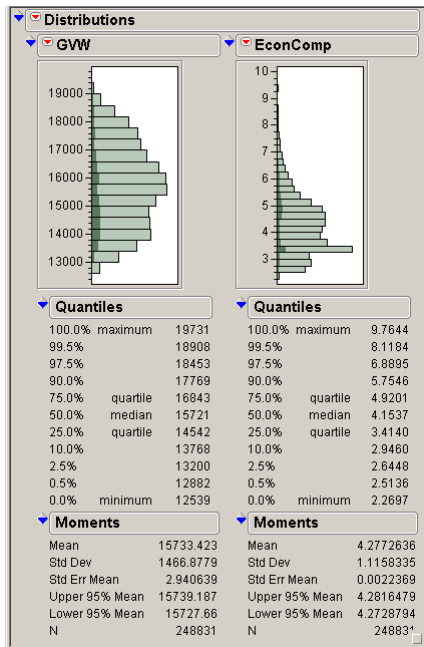
- Surrogate model based technology selection & vehicle performance toolset
  - Supplements traditional M&S tools by integrating them
  - Supports multi-attribute trade-offs
  - Real-time performance prediction & sensitivity



# Design Space Exploration

# SYSTEMS ENGINEERING AND INTEGRATION

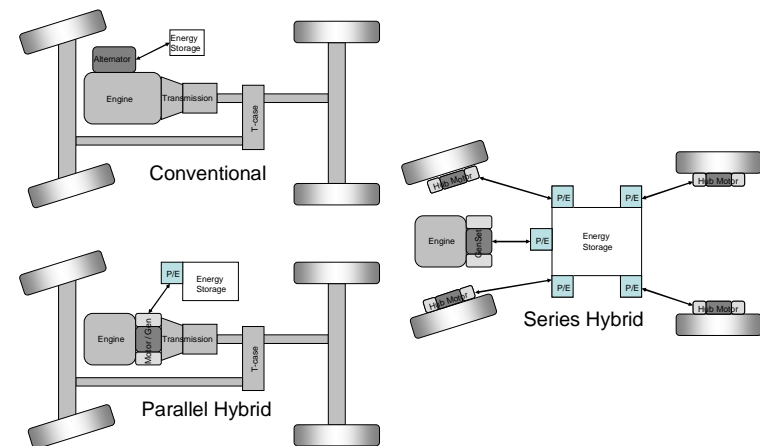
- Surrogate models allow simulation of hundreds of thousands of feasible design configurations
  - Trade space definition
  - Filtering according to requirement scenarios
  - Generation of Pareto frontiers



# System Selection

## SYSTEMS ENGINEERING AND INTEGRATION

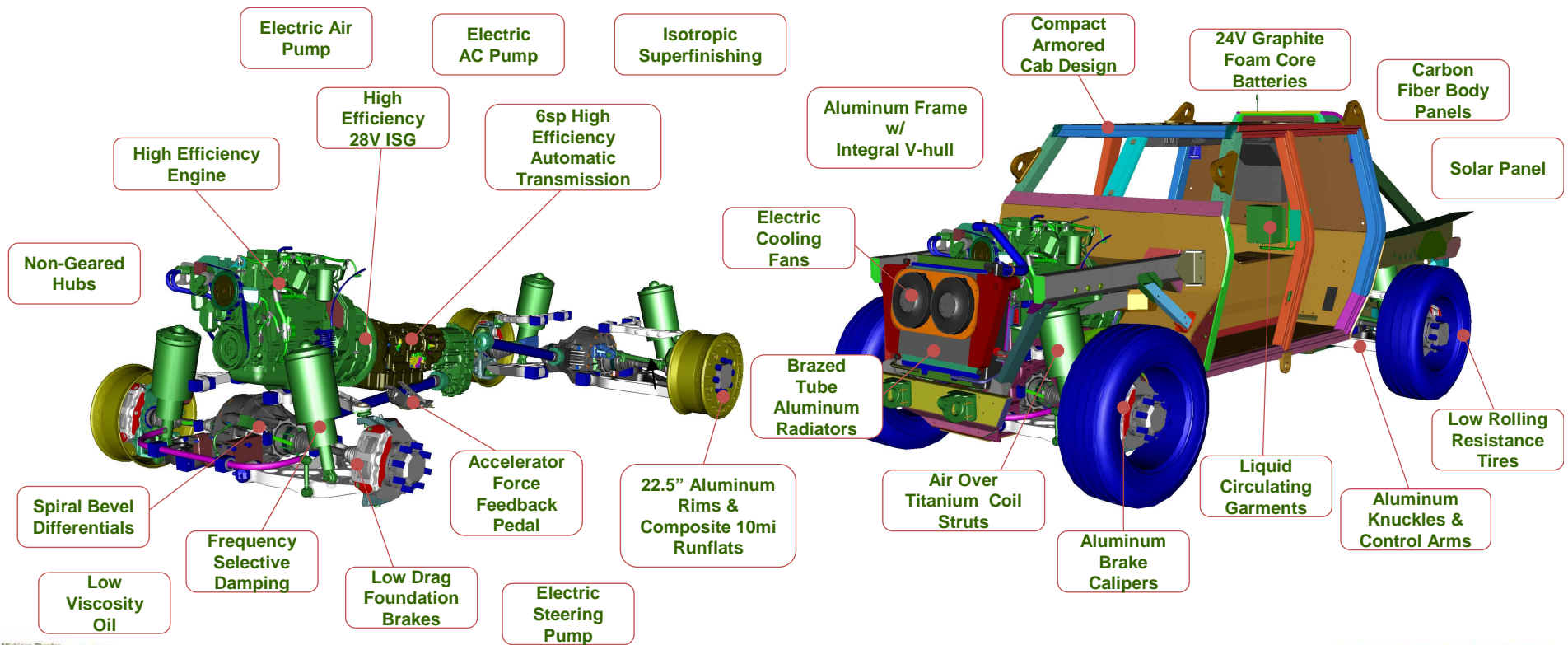
- Pareto optimization
  - No optimal solution, only data driven trade-offs
- Normalization against requirement scenarios
  - Apples to apples comparisons
- Risk management
  - Unique issue for demonstration program
- Baseline concept development
  - Early mitigation of feasibility risks



# Results

# SYSTEMS ENGINEERING AND INTEGRATION

- Predicted 70% efficiency improvement vs M1114
- Roadmap to 110% identified for upgrades
  - Additional improvements outside drive cycle

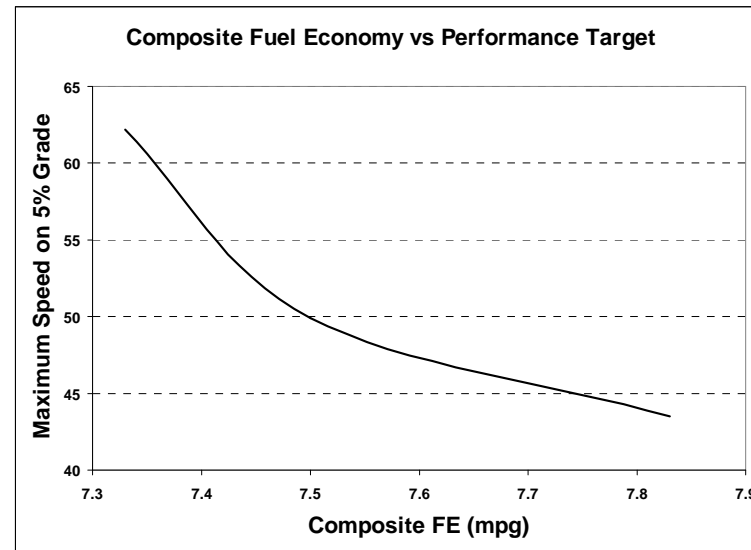
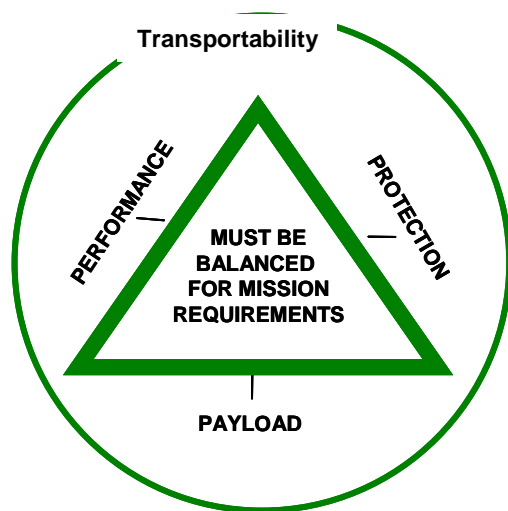


# Conclusions

# SYSTEMS ENGINEERING AND INTEGRATION

- Critical for government staff to understand requirements sensitivities
  - “The realities of system development are that *EVERY requirement has a cost to implement and deliver*. Given limited resources and stakeholder values, bounding the *solution space* requires reconciling the cost of the desired requirements with the available resources.”

Source: Wasson, C. (2006). System Analysis, Design, and Development: Concepts, Principles, and Practices. Hoboken, NJ: John Wiley & Sons, Inc.



## Conclusions

# SYSTEMS ENGINEERING AND INTEGRATION

- Feasible solutions are available to address the fuel efficiency of the military ground vehicle fleet
  - Mix of improvements oriented toward both legacy fleets versus ongoing and future programs
  - Focus on relatively low risk solutions
  - More than just technology solutions



Questions?

# SYSTEMS ENGINEERING AND INTEGRATION

