

REPORT DOCUMENTATION PAGE

Form Approved
OMB No. 0704-0188

Public reporting burden for this collection of information is estimated to average 1 hour per response, including the time for reviewing instructions, searching existing data sources, gathering and maintaining the data needed, and completing and reviewing this collection of information. Send comments regarding this burden estimate or any other aspect of this collection of information, including suggestions for reducing this burden to Department of Defense, Washington Headquarters Services, Directorate for Information Operations and Reports (0704-0188), 1215 Jefferson Davis Highway, Suite 1204, Arlington, VA 22202-4302. Respondents should be aware that notwithstanding any other provision of law, no person shall be subject to any penalty for failing to comply with a collection of information if it does not display a currently valid OMB control number. **PLEASE DO NOT RETURN YOUR FORM TO THE ABOVE ADDRESS.**

1. REPORT DATE (DD-MM-YYYY) 10-4-2012		2. REPORT TYPE Technical Paper		3. DATES COVERED (From - To) 2010-2011	
4. TITLE AND SUBTITLE Non-linear Dielectrics and Ferrites in ICEPIC				5a. CONTRACT NUMBER In-House	
				5b. GRANT NUMBER	
				5c. PROGRAM ELEMENT NUMBER 62605F	
6. AUTHOR(S) Andrew D. Greenwood, David M. French, Brad W. Hoff, Susan L. Heidger				5d. PROJECT NUMBER	
				5e. TASK NUMBER D01K	
				5f. WORK UNIT NUMBER PPM 00001000 DF702172	
7. PERFORMING ORGANIZATION NAME(S) AND ADDRESS(ES) Air Force Research Laboratory 3550 Aberdeen Avenue SE Kirtland AFB, NM 87117-5776				8. PERFORMING ORGANIZATION REPORT NUMBER	
9. SPONSORING / MONITORING AGENCY NAME(S) AND ADDRESS(ES) Air Force Research Laboratory 3550 Aberdeen Avenue SE Kirtland AFB, NM 87117-5776				10. SPONSOR/MONITOR'S ACRONYM(S) AFRL/RDHE	
				11. SPONSOR/MONITOR'S REPORT NUMBER(S) AFRL-RD-PS-TP-2013-0005	
12. DISTRIBUTION / AVAILABILITY STATEMENT Approved for public release; distribution unlimited.					
13. SUPPLEMENTARY NOTES 377ABW-2011-1683; 21 December 2011 28 th International Review of Progress in Applied Computational Electromagnetics Government Purpose Rights					
14. ABSTRACT Models for non-linear dielectrics and magnetic ferrites are developed and coded into the particle-in-cell code ICEPIC. The non-linear dielectric model includes a relaxation term to account for the physical response time of the material, which may be longer than an FDTD time step. The ferrite model accounts for the non-linearity of the Landau-Lifshitz-Gibert equation, and the magnetization update is derived from the solution of the equation on a time step. Initial testing of the models is encouraging, and work is underway on further improvement and refinement.					
15. SUBJECT TERMS FDTD, non-linear					
16. SECURITY CLASSIFICATION OF:			17. LIMITATION OF ABSTRACT SAR	18. NUMBER OF PAGES 5	19a. NAME OF RESPONSIBLE PERSON Andrew Greenwood
a. REPORT UNCLASS	b. ABSTRACT UNCLASS	c. THIS PAGE UNCLASS			19b. TELEPHONE NUMBER (include area code) 505-846-6642

Non-linear Dielectrics and Ferrites in ICEPIC

Andrew D. Greenwood, David M. French, Brad W. Hoff, Susan L. Heidger

Air Force Research Laboratory, Directed Energy Directorate, Kirtland AFB, NM 87117-5776 USA
agreenwood@ieee.org

Abstract: Models for non-linear dielectrics and magnetic ferrites are developed and coded into the particle-in-cell code ICEPIC. The non-linear dielectric model includes a relaxation term to account for the physical response time of the material, which may be longer than an FDTD time step. The ferrite model accounts for the non-linearity of the Landau-Lifshitz-Gilbert equation, and the magnetization update is derived from the solution of the equation on a time step. Initial testing of the models is encouraging, and work is underway on further improvement and refinement.

Keywords: FDTD, non-linear

1. Introduction

The improved concurrent electromagnetic particle-in-cell (ICEPIC) code implements finite-difference time-domain (FDTD) electromagnetics and the relativistic Lorentz force law for tracking charged particles. The code is massively parallel and applicable to modeling a variety of high power microwave (HPM) devices [1], [2]. More recently, there is interest in the use of non-linear materials in the generation of HPM. Two types of materials are of interest, non-linear dielectric materials and ferrite materials, which are governed by the Landau-Lifshitz-Gilbert equation. Although previous authors consider similar materials [3]–[6], to our knowledge, aspects of our formulation and concerns related to the generation of high power microwaves are unique.

2. Formulation

A. Non-linear Dielectrics

Non-linear dielectrics are materials for which the permittivity depends on the electric field strength. Of particular interest are materials for which the permittivity is a decreasing function of the electric field. In such materials, higher field values experience lower permittivity, hence faster wave propagation speed. This leads to a steepening of a wave pulse as it propagates, or in other words, the formation of a shock wave.

The approach to modeling non-linear dielectric material is to curve fit an analytical function to experimental permittivity data. Two fitting functions considered are the Lorentzian function, given by

$$\epsilon_r(E) = \frac{A}{\pi} \frac{0.5\Gamma}{(E - E_0)^2 + (0.5\Gamma)^2} \quad (1)$$

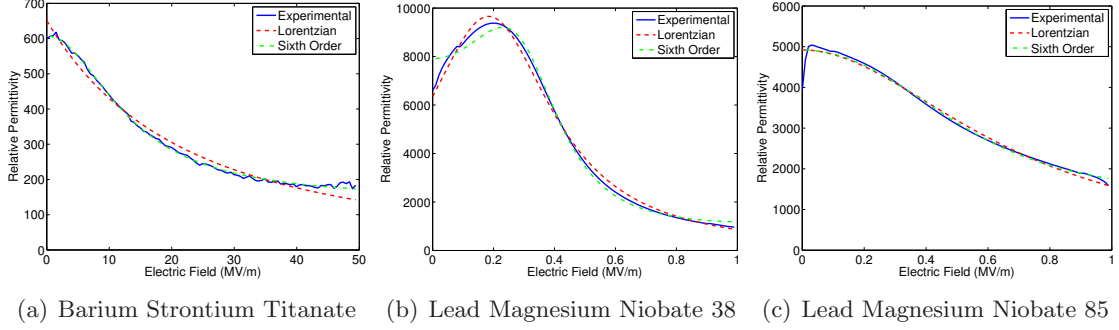


Figure 1: Experimental relative permittivity and associated curve fits for materials of interest.

where A , E_0 , and Γ are parameters of the fit. The primary disadvantage to the Lorentzian function is $\epsilon_r(E \rightarrow \infty) \rightarrow 0$; permittivity values below one are problematic. Thus, the second (sixth order) fitting function, given by

$$\epsilon_r(E) = \epsilon_{r,\infty} + \frac{\epsilon_{r,0} - \epsilon_{r,\infty}}{1 + a_1 E^2 + a_2 E^4 + a_3 E^6} \quad (2)$$

where $\epsilon_{r,\infty}$, $\epsilon_{r,0}$, a_1 , a_2 , and a_3 are parameters of the fit. For this function, $\epsilon_r(0) = \epsilon_{r,0}$ and $\epsilon_r(E \rightarrow \infty) \rightarrow \epsilon_{r,\infty}$. Plots of experimental data and associated curve fits for three materials of interest are shown in Fig. 1. Note that in addition to being non-linear, the permittivity values in these materials are quite large.

The incorporation of the non-linear permittivity into Maxwell's equations involves the interpolation of the staggered electric field values from the previous time step to find the magnitude of E at a given field point, then the computation of the permittivity based on E . The computed permittivity is then used to update first \mathbf{D} , then \mathbf{E} from Ampere's law and from $\mathbf{D} = \epsilon \mathbf{E}$. For stability, it is important that only past values of E contribute to the computed permittivity [7].

The physical response time of a material is often much slower than an FDTD time step. Thus, in the formulation, the response of the material is incorporated using

$$\alpha \frac{\partial \epsilon_r}{\partial t} + \epsilon_r = f(E) \quad (3)$$

where $f(E)$ is $\epsilon_r(E)$ from Eq. 1 or 2. Analytically solving this equation on a time step yields

$$\epsilon_r^n = \epsilon_r^{n-1} e^{-\alpha \Delta t} + \left[f(E^{n-1}) - \alpha \left. \frac{\partial f}{\partial E} \right|_{E^{n-1}} \frac{E^{n-1} - E^{n-2}}{\Delta t} \right] [1 - e^{-\alpha \Delta t}] + \Delta t \left. \frac{\partial f}{\partial E} \right|_{E^{n-1}} \frac{E^{n-1} - E^{n-2}}{\Delta t} \quad (4)$$

B. Magnetic Ferrites

In many cases, a ferrite can be modeled by assuming a large, static magnetic field and forming a linearized gyrotropic permeability [8]. However, the applications of interest do not admit such a model. Thus, the magnetization is modeled using the Landau-Lifshitz-Gilbert equation,

$$\frac{\partial \mathbf{M}}{\partial t} = -\frac{\gamma_0}{1 + \lambda^2} \left(\mathbf{M} \times \mathbf{H}_{\text{eff}} + \frac{\lambda}{|\mathbf{M}|} \mathbf{M} \times \mathbf{M} \times \mathbf{H}_{\text{eff}} \right) \quad (5)$$

where $\gamma_0 = 2.212761045 \times 10^5 \text{m}/(\text{A s})$,

$$\mathbf{H}_{\text{eff}} = \mathbf{H} + \mathbf{H}_{\text{static}} - \frac{2k_u}{\mu_0 |\mathbf{M}|^2} (\mathbf{M} \cdot \hat{u}) \hat{u} + \frac{2A}{\mu_0 |\mathbf{M}|^2} \nabla^2 \mathbf{M} \quad (6)$$

$$\mathbf{B} = \mu_0 (\mathbf{H} + \mathbf{M}) \quad (7)$$

and $|\mathbf{M}| = M_s$, λ (sometimes denoted α), k_u , \hat{u} , and A are parameters of the material being modeled. Note that Eq. 5 keeps the magnitude of \mathbf{M} constant with time but varies its direction.

Ferrite materials are modeled by placing all components of the magnetization vector (\mathbf{M}) at the center of a FDTD cell. The magnetic field values are interpolated from the staggered Yee grid to the center of the cell, and the quantity $\bar{\mathbf{H}}_{\text{eff}} = \mathbf{H}_{\text{eff}} + (\lambda/|\mathbf{M}|)\mathbf{M} \times \mathbf{H}_{\text{eff}}$ is defined. Eq. 5 then becomes

$$\frac{\partial \mathbf{M}}{\partial t} = -\frac{\gamma_0}{1 + \lambda^2} \mathbf{M} \times \bar{\mathbf{H}}_{\text{eff}} \quad (8)$$

which can be solved on $t = [(n - 0.5)\Delta_t, (n + 0.5)\Delta_t]$ to give

$$\begin{aligned} \mathbf{M}^{n+0.5} = & \frac{(\mathbf{M}^{n-0.5} \cdot \bar{\mathbf{H}}_{\text{eff}}^n) \bar{\mathbf{H}}_{\text{eff}}^n}{|\bar{\mathbf{H}}_{\text{eff}}^n|^2} \\ & + \left(\mathbf{M}^{n-0.5} - \frac{(\mathbf{M}^{n-0.5} \cdot \bar{\mathbf{H}}_{\text{eff}}^n) \bar{\mathbf{H}}_{\text{eff}}^n}{|\bar{\mathbf{H}}_{\text{eff}}^n|^2} \right) \cos \left(\frac{\gamma_0}{2(1 + \lambda^2)} |\bar{\mathbf{H}}_{\text{eff}}^n| \Delta_t \right) \\ & - \frac{\mathbf{M}^{n-0.5} \times \bar{\mathbf{H}}_{\text{eff}}^n}{|\bar{\mathbf{H}}_{\text{eff}}^n|} \sin \left(\frac{\gamma_0}{2(1 + \lambda^2)} |\bar{\mathbf{H}}_{\text{eff}}^n| \Delta_t \right) \quad (9) \end{aligned}$$

In practice, $\bar{\mathbf{H}}_{\text{eff}}^n$ is approximated with $\bar{\mathbf{H}}_{\text{eff}}^{n-0.5}$. \mathbf{B} is updated using Faraday's law, then the \mathbf{M} values are interpolated to the \mathbf{H} locations, and \mathbf{H} is updated from Eq. 7.

3. Results

The dielectric model is tested by simulating a parallel plate capacitor filled with non-linear dielectric. A known current is driven from one plate to the other, and the electric field between the plates is observed. From Gauss' law, if A is the area of the plates, respectively, the current from one plate to the other is given by

$$i = \frac{dq}{dt} = A \frac{\partial}{\partial t} [\epsilon(E)E] \quad (10)$$

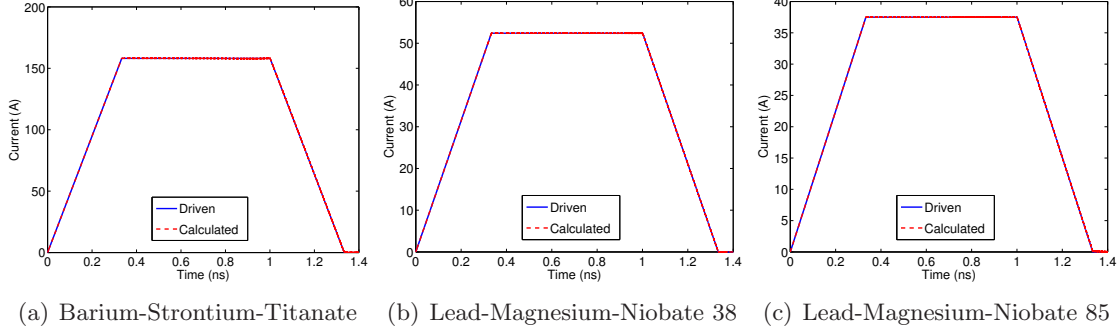


Figure 2: Comparison of computed current to drive current for parallel plate capacitor filled with three different non-linear dielectrics. For this test, the plate area is 2.5 mm^2 , the plate separation is 0.632 mm , and $\alpha = 10 \text{ ps}$.

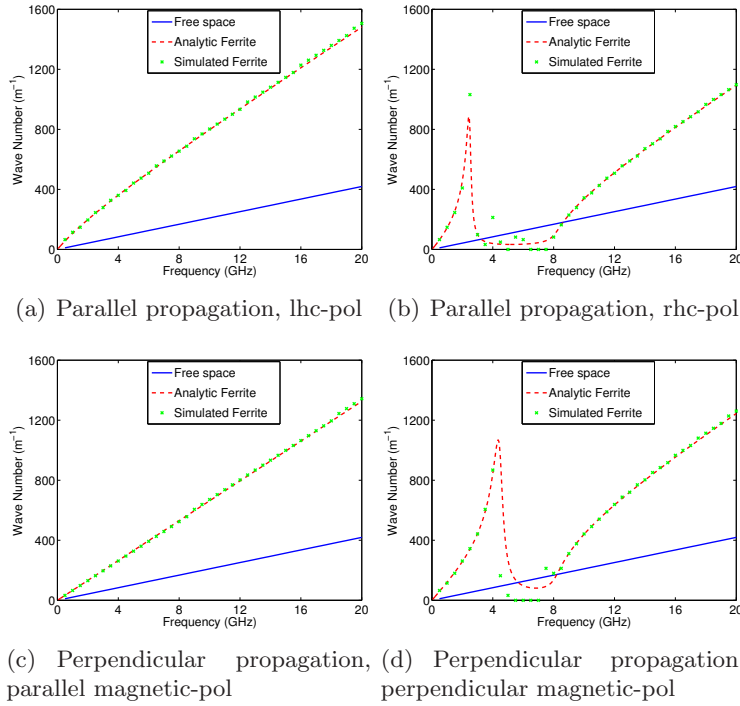


Figure 3: Propagation characteristics for a $\epsilon_r = 10$, $\sigma = 0$, $M_s = 159 \text{ kA/m}$, $\lambda = 0.05$, $k_u = 0$, $A = 0$ ferrite in a 71.0 kA/m static magnetic field.

The current computed from Eq. 10 is compared to the drive current. Results are shown in Fig. 2, and the agreement is good.

The ferrite model is tested by evaluating wave propagation in a ferrite in a large static magnetic field. In this regime, the ferrite behaves as a linearized gyrotropic material, and the wave number can be analytically computed [8]. Analytic and simulated wave number versus frequency plots are shown in Fig. 3 for a ferrite with $\epsilon_r = 10$, $\sigma = 0$, $M_s = 159 \text{ kA/m}$, $\lambda = 0.05$, $k_u = 0$, $A = 0$ in a 71.0 kA/m static magnetic field. Results are shown for left-hand and right-hand circular polarization when the propagation is parallel to the magnetic field, and for the magnetic field polarized parallel and perpendicular to the static magnetic field when the propagation is perpendicular to the static field. Except when the attenuation of the ferrite is large (2-8 GHz for the right-hand circular

polarized case and 4-8 GHz for the perpendicular polarized case), the agreement is excellent.

In both models, a slow growth mode is sometimes observed. Investigation shows that the growth is related to aliasing when the wave number becomes larger than the Nyquist cut-off of the numerical grid. Work is underway to improve the utility of the models by suppressing this mode [9]. Results are to be reported in the conference presentation.

4. Conclusion

Models for non-linear dielectrics and magnetic ferrites are developed and coded into the particle-in-cell code ICEPIC. The non-linear dielectric model includes a relaxation term to account for the physical response time of the material, which may be longer than an FDTD time step. The ferrite model accounts for the non-linearity of the Landau-Lifshitz-Gibert equation, and the magnetization updated is derived from the solution of the equation on a time step. Initial testing of the models is encouraging, and work is underway on further improvement and refinement.

References

- [1] R. E. Peterkin and J. W. Luginsland, "A virtual prototyping environment for directed-energy concepts," *Comp. in Sci. and Eng.*, vol. 4, pp. 42–49, 2002.
- [2] M. Bettencourt and A. Greenwood, "Performance improvements for efficient electromagnetic particle-in-cell computation on 1000s of cpus," *IEEE Trans. Antennas Propagat.*, vol. 56, pp. 2178–2186, 2008.
- [3] R. M. Joseph and A. Taflove, "FDTD Maxwell's equations models for nonlinear electrodynamics and optics," *IEEE Trans. Antennas Propagat.*, vol. 45, pp. 364–374, 1997.
- [4] M. Slodicka and L. Banas, "A numerical scheme for a Maxwell-Landau-Lifshitz-Gilbert system," *Applied Mathematics and Computation*, vol. 158, pp. 79–99, 2004.
- [5] M. Lakshmanan, "The fascinating world of the Landau-Lifshitz-Gilbert equation: an overview," *Phil. Trans. R. Soc. A*, vol. 369, pp. 1280–1300, 2011.
- [6] M. M. Aziz, "Sub-nanosecond electromagnetic-micromagnetic dynamic simulations using the finite-difference time-domain method," *Progress in Electromagnetics Research B*, vol. 15, pp. 1–29, 2009.
- [7] F. Kung and H. T. Chuah, "Stability of classical finite-difference time-domain (FDTD) formulation with nonlinear elements—a new perspective," *Progress in Electromagnetics Research*, vol. 42, pp. 49–89, 2003.
- [8] J. A. Kong, *Electromagnetic Wave Theory*. New York: John Wiley & Sons, Inc, 1990.
- [9] A. D. Greenwood, K. L. Cartwright, J. W. Luginsland, and E. A. Baca, "On the elimination of numerical Cerenkov radiation in PIC simulations," *J. Comput. Phys.*, pp. 665–684, 2003.