

REPORT DOCUMENTATION PAGE

Form Approved
OMB No. 0704-0188

Public reporting burden for this collection of information is estimated to average 1 hour per response, including the time for reviewing instructions, searching existing data sources, gathering and maintaining the data needed, and completing and reviewing this collection of information. Send comments regarding this burden estimate or any other aspect of this collection of information, including suggestions for reducing this burden to Department of Defense, Washington Headquarters Services, Directorate for Information Operations and Reports (0704-0188), 1215 Jefferson Davis Highway, Suite 1204, Arlington, VA 22202-4302. Respondents should be aware that notwithstanding any other provision of law, no person shall be subject to any penalty for failing to comply with a collection of information if it does not display a currently valid OMB control number. **PLEASE DO NOT RETURN YOUR FORM TO THE ABOVE ADDRESS.**

1. REPORT DATE (DD-MM-YYYY) February 2013		2. REPORT TYPE Viewgraph		3. DATES COVERED (From - To) February 2013- April 2013	
4. TITLE AND SUBTITLE Advanced hybrid materials for aerospace propulsion applications				5a. CONTRACT NUMBER In-House	
				5b. GRANT NUMBER	
				5c. PROGRAM ELEMENT NUMBER	
6. AUTHOR(S) Ross Wagnild, Joseph Jewell, Ivett Leyva, Graham Candler, Joseph Shepherd				5d. PROJECT NUMBER	
				5e. TASK NUMBER	
				5f. WORK UNIT NUMBER Q0BG	
7. PERFORMING ORGANIZATION NAME(S) AND ADDRESS(ES) Air Force Research Laboratory (AFMC) AFRL/RQRE 4 Draco Drive. Edwards AFB CA 93524-7160				8. PERFORMING ORGANIZATION REPORT NO.	
9. SPONSORING / MONITORING AGENCY NAME(S) AND ADDRESS(ES) Air Force Research Laboratory (AFMC) AFRL/RQR 5 Pollux Drive Edwards AFB CA 93524-7048				10. SPONSOR/MONITOR'S ACRONYM(S)	
				11. SPONSOR/MONITOR'S REPORT NUMBER(S) AFRL-RQ-ED-VG-2013-036	
12. DISTRIBUTION / AVAILABILITY STATEMENT Distribution A: Approved for Public Release; Distribution Unlimited. PA#13182					
13. SUPPLEMENTARY NOTES Viewgraph for the American Chemical Society Meeting, New Orleans, LA, 6-11 April 2013.					
14. ABSTRACT Many material improvements are needed for specific aerospace propulsion applications. Because the industrial community in extremely risk-averse, the responsibility to achieve significant advancements in this area falls largely to government laboratories. This presentation will discuss on-going materials research performed at the Air Force Research Laboratory, Rocket Propulsion Division, located at Edwards Air Force Base. Recent research activities focused on inert materials for solid rocket propulsion applications, including the development of alternative high-temperature thermosetting resins, will be described, as well as specialized applications for use in liquid rocket propulsion.					
15. SUBJECT TERMS					
16. SECURITY CLASSIFICATION OF:			17. LIMITATION OF ABSTRACT	18. NUMBER OF PAGES	19a. NAME OF RESPONSIBLE PERSON
a. REPORT	b. ABSTRACT	c. THIS PAGE			Joseph Mabry
Unclassified	Unclassified	Unclassified	SAR	33	19b. TELEPHONE NO (include area code) 661-525-5857



Advanced Hybrid Materials for Propulsion Applications



*Sean M. Ramirez and Joseph M. Mabry²
ERC Inc.¹, Air Force Research Laboratory²
Aerospace Systems Directorate*

Acknowledgements



Prof. Gareth McKinley & Bob Cohen
Superoleophobic Surfaces



Professor Anish Tuteja
Oil/Water Separation Membranes



Professor Dennis Smith
Fluorinated Compounds



Polymer Working Group
Fluorinated Compounds

Financial Support



*Air Force Office of Scientific Research
AFRL, Aerospace Systems Directorate*



Polymer Working Group



The Polymer Working Group at Edwards Air Force Base

Dr. Greg Yandek
Mr. Pat Ruth
Dr. Andrew Guenther
Dr. Josiah Reams
Mr. Kevin Lamison

pwg

Dr. Chris Sahagun
Dr. Tim Haddad
Ms. Dana Pinson
Dr. Sean Ramirez
Dr. Joe Mabry



AFRL/RQR

AFOSR





Motivation



- Many hydrophobic surfaces exist in nature but there is no naturally occurring oleophobic surface
- Plenty of academic and commercial interest in the development of oleophobic surfaces
- Focus on commercially available textiles




www.thedailygreen.com



www.gfn.com/sowhatyourpoint/wp-content




www.defense-technologynews.blogspot.com



www.tressugar.com



The lotus leaf (*Nelumbo nucifera*)



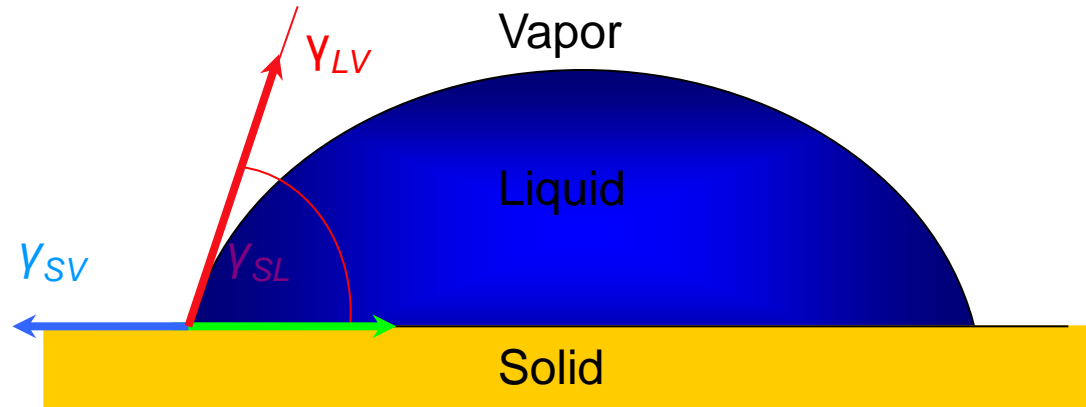
Water, $\gamma_{LV} = 72.1$ mN/m

Hexadecane, $\gamma_{LV} = 27.5$ mN/m


Previous research suggests that the superhydrophobicity of the lotus leaf is related to the low **surface energy** of the wax crystalloids covering the protruding nubs and its **surface roughness**.




Non-wetting surfaces




Contact angles with water:




Superhydrophilic
 $\theta \sim 0^\circ$



Hydrophilic
 $0^\circ < \theta < 90^\circ$




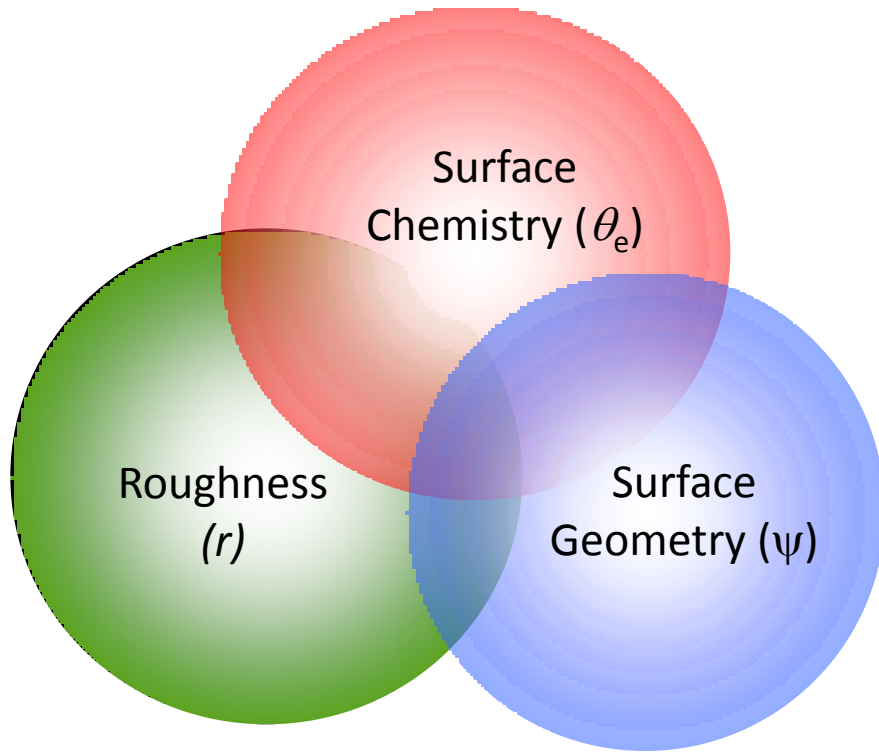
Hydrophobic
 $\theta > 90^\circ$



Superhydrophobic
 $\theta^* > 150^\circ$

Similarly, superoleophobic surfaces display contact angle $\theta^* > 150^\circ$ with oils or alkanes



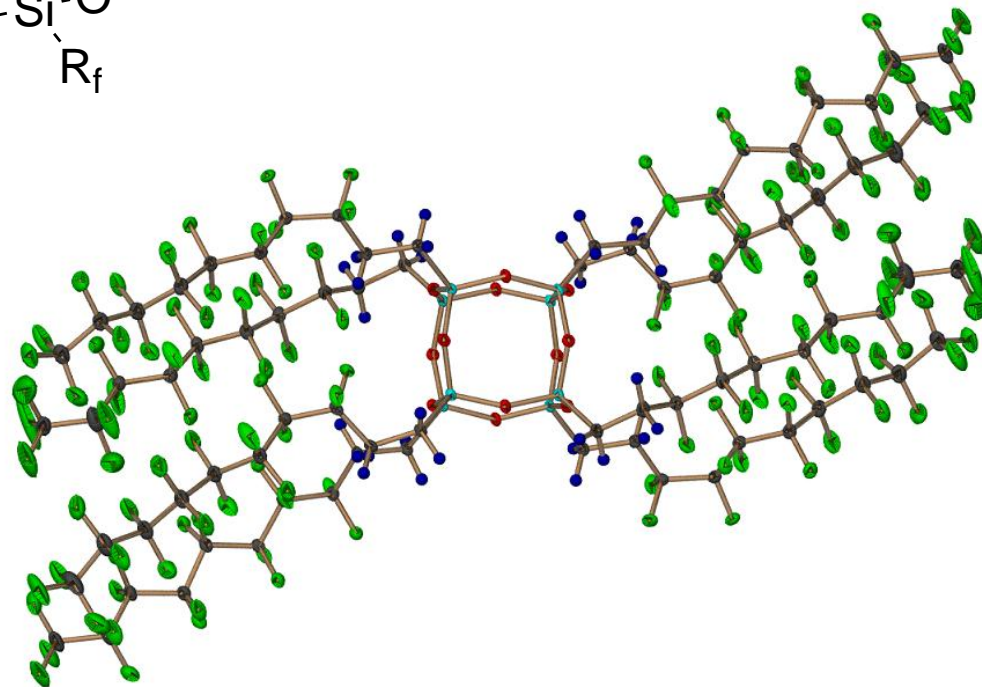
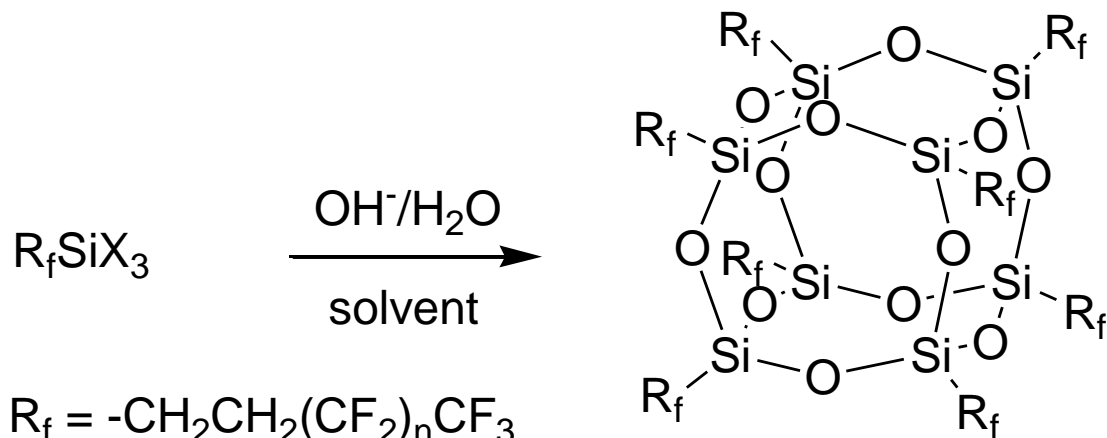
- **Constructing super-repellent surfaces**
 - Three key ingredients

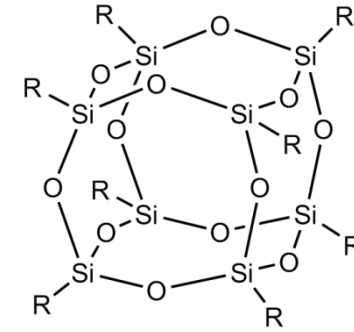
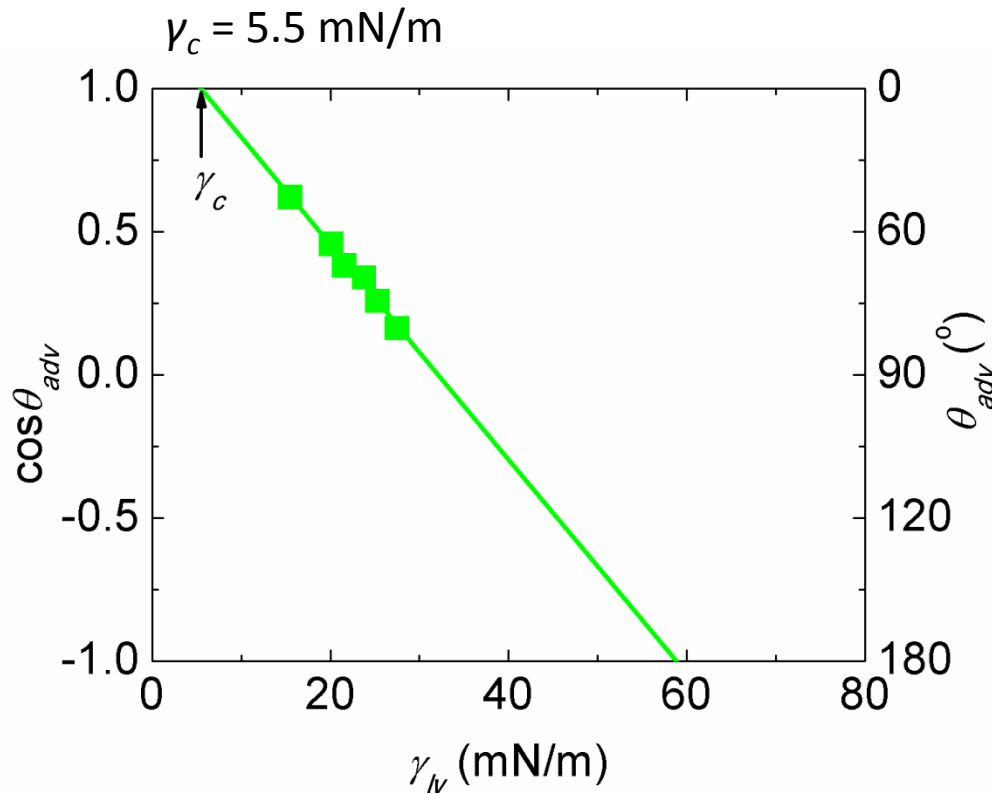


PMMA + 44 wt% POSS
electrospun coating (beads on a string) morphology

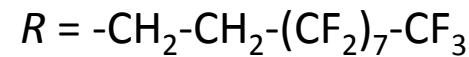


Fluorinated POSS Synthesis





Fluorodecyl:



GG analysis results in surface energy calculation of: $\gamma_c = 8 \text{ mN/m}$

Contacting liquids:


hexadecane ($\gamma_{lv} = 27.5 \text{ mN/m}$), dodecane (25.3), decane (23.8), octane (21.6), heptane (20.1) and pentane (15.5)



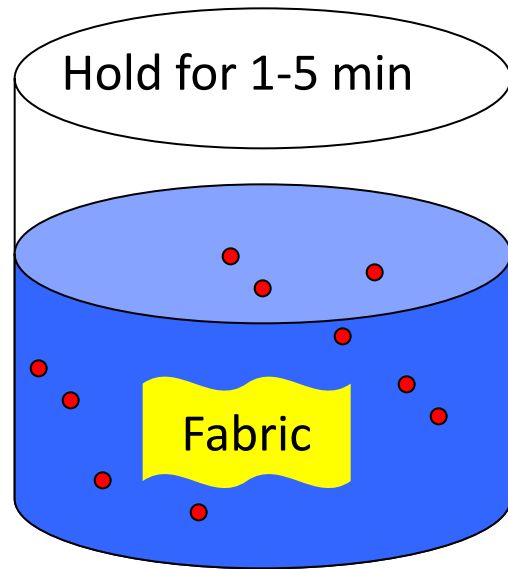
The Dip-Coating Process



Hexadecane ($\gamma_{IV} = 27.5 \text{ mN/m}$) on an as-received commercial polyester fabric



Before




Solution of fluorodecyl POSS


Dip




Dry (heat in oven at 60°C for 20 minutes)





After dip-coating with a solution of fluorodecyl POSS



Before coating



After coating with fluorodecyl POSS in Asahiklin (30 mg/ml)






Stretching & Surface Tension



No Strain



10% Strain



30% Strain

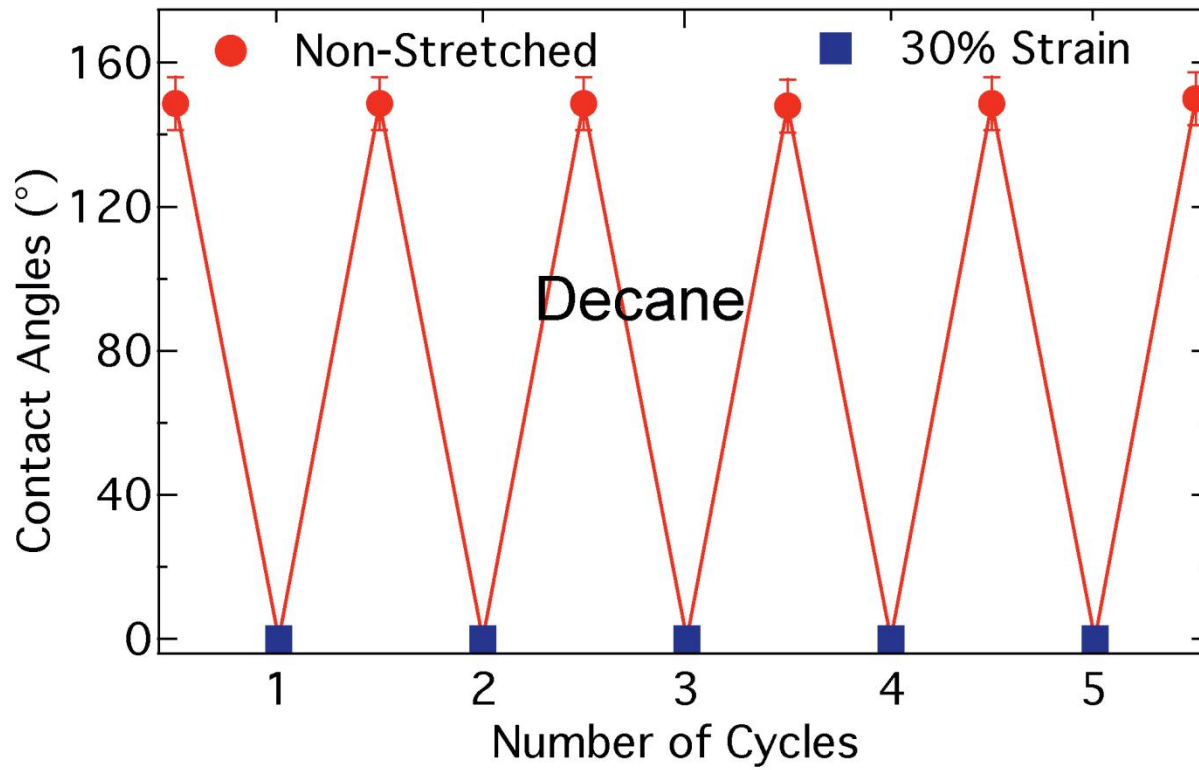


60% Strain

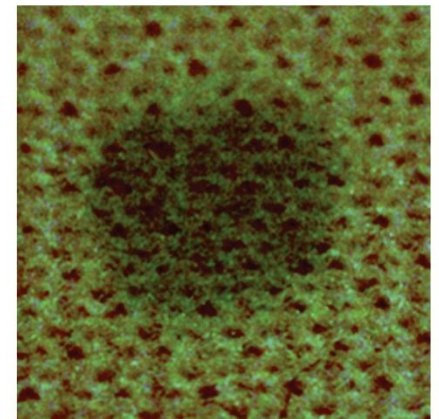
As the fabric is stretched, the liquid with the lowest surface tension (octane) passes through the fabric, while the other droplets remain beaded up on the surface. With increasing strain, liquids possessing higher and higher surface tension systematically permeate through the dip-coated fabric.



Durability & Repeatability



Non-stretched




Stretched




Omniphobic fabrics


Nylon shell fabric bonded to a Gore-Tex membrane



Nomex/Kevlar/P-140 fabric



Anticon 100 polyester fabric



All fabrics are dip-coated with 50% POSS – 50% Tecnoflon

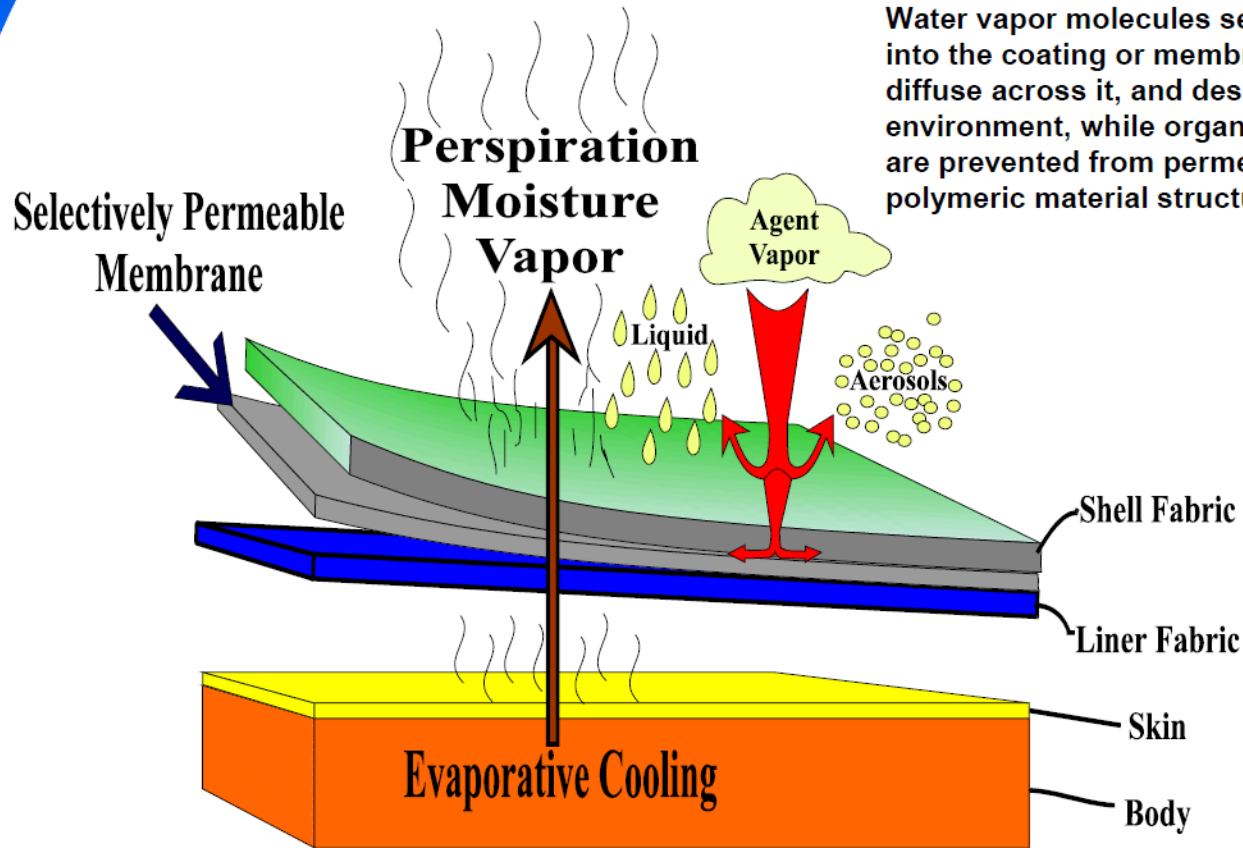


Chemical Protective Clothing



MATERIAL CONCEPT

Water vapor molecules selectively dissolve into the coating or membrane material, diffuse across it, and desorb into the environment, while organic vapor molecules are prevented from permeating through its polymeric material structure.





Icing: a Widespread Problem



Beisswenger, A. Presentation at a workshop at Wright-Patterson Air Force Base titled “*Advances in Ice Adherence and Accumulation Reduction Testing at the Anti-icing Materials International Laboratory (AMIL).*” **2008.**



Icing Issues



- **Aircraft**
 - safety: ice may have played a role in recent Buffalo, Montana crashes
 - cost: \$1500 - \$10,000 to de-ice an aircraft¹
 - increased drag, fuel consumption
 - environmental concerns: Canada banned 2-methoxyethanol
- **Power transmission equipment**
 - \$1.5 billion to replace equipment following 1998 Canadian storm²
 - \$26 million in FEMA grants for Feb 2009 Kentucky ice storm³
- **Helicopter blades, ships, windmills, locks, dams, roads, bridges, etc.**

1) Frankenstein, S. and Tuthill, A.M. *J. Cold Reg. Eng.* **2002**, 16, 83-96.

2) <http://www.cbc.ca/canada/montreal/story/2008/01/03/qc-icestorm0103.html>

3) <http://www.fema.gov/news/newsrelease.fema?id=49248>



Current De-icing, Anti-icing Methods



- **de-icing: remove ice that has formed**
 - done prior to flight
 - spray aircraft with anti-freeze
 - issues
 - cost, time consuming, environmental concerns



- **anti-icing: prevent/reduce ice buildup during flight**
 - rubber “boots”: inflate / deflate to crack and break up ice
 - hot air from engines
 - electrically heated elements (also used on power lines)
 - mechanical “shocks” via current spike in transducer
 - pump antifreeze through small pores
 - coatings that slowly release antifreeze





Superoleophobic Ice Release Coatings



First major research efforts: 2007-2010

Superhydrophobic coatings with <80 kPa ice adhesion demonstrated in laboratory, moderately competitive environment, addresses only some forms of icing.

- Boeing Phantom Works prevention of ice growth in truck wheel-wells.
- Boeing Commercial anti-icing coatings for the 787.
- So. Cal. Edison (SCE) anti-icing coatings for power lines.



Key advantages: Allows ice to slip off surfaces with modest levels of shear (e.g. aircraft during taxi); prevents growth of ice during “freezing rain” events




Underwater anti-fouling



Currently under laboratory investigation, Superoleophobic coatings allow dirt to slide off of underwater surfaces readily; prevents build-ups that lead to fouling

LBNL: Cooling tower packings



Advantages: Greatly decreased maintenance costs; energy savings for buildings



Oil / Water Separation



First Laboratory Demonstration in 2010

Can separate any immiscible fluid that is selectively absorbed into polymers (includes sea water, methanol, ethanol). No competition for low fouling, gravity driven, separation of emulsions. Demonstrated on multi-liter scale / hundreds of hours of operation.




Advantages: Increased reliability of fuel delivery; decreased monitoring costs. Can be gravity driven. Compact and lightweight. Easy to construct.



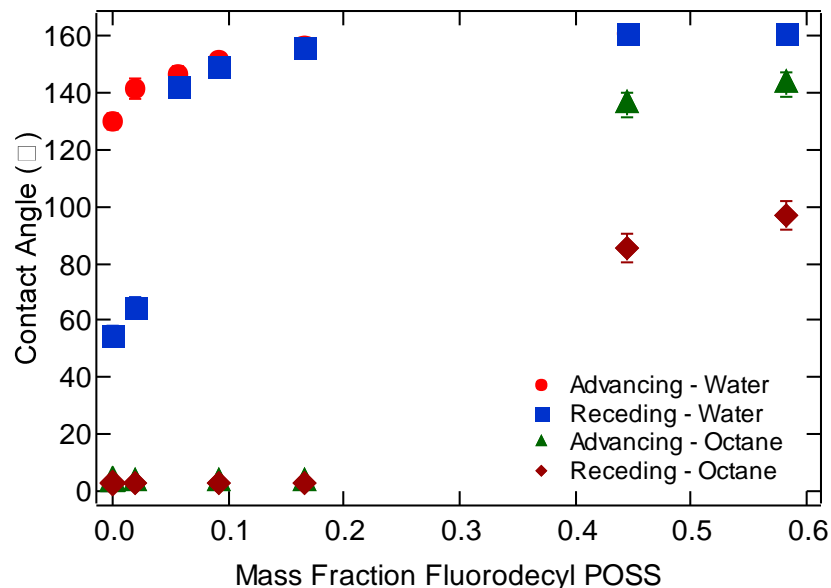
Superhydrophobic/Superoleophilic

Designing Superoleophobic Surfaces

Anish Tuteja,¹ Wonjae Choi,² Minglin Ma,¹ Joseph M. Mabry,³ Sarah A. Mazzella,³ Gregory C. Rutledge,¹ Gareth H. McKinley,^{2*} Robert E. Cohen^{1*}



Superhydrophobic
Superoleophilic



At low POSS concentrations many surfaces are *both* superhydrophobic and superoleophilic ($\theta^*_{alkane} \approx 0^\circ$). Thus, these porous surfaces form ideal membranes for separating mixtures / dispersions of alkanes (oils) and water

Science, **2007**, *318*, 1618.

PEGDA + Fluorodecyl POSS

Can hydrogen bond with water

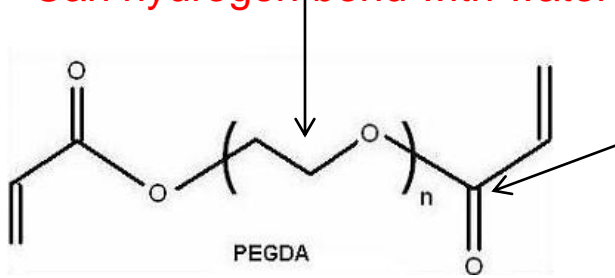
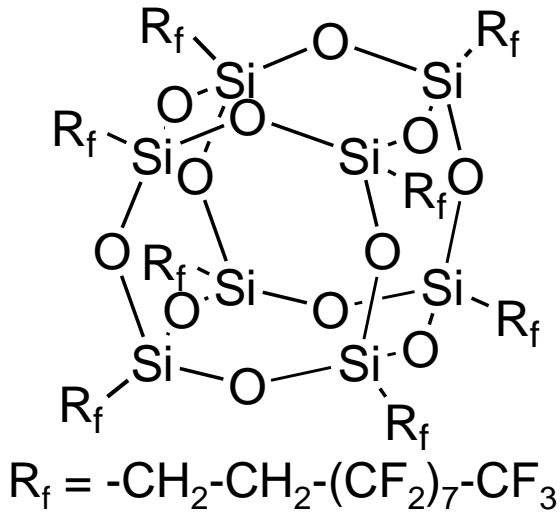


Photo-crosslinkable



AFM Phase images of spin-coated PEGDA + POSS films

Fluorodecyl POSS molecules preferentially segregate to the air interface and crystallize.

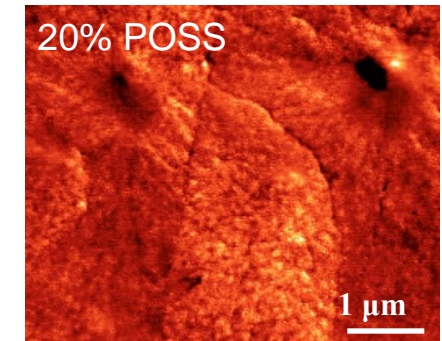



Fluorodecyl POSS


$$\gamma_{sv} \approx 8 \text{ mN/m}$$



20% POSS
Under water



Surfaces with inherent re-entrant curvature **dip-coated** with PEGDA + POSS blends




Stainless Steel Wire Mesh

Commercial Polyester Fabric


PEGDA surface reconfiguration leads to superhydrophilic behavior.

Free oil – water separation


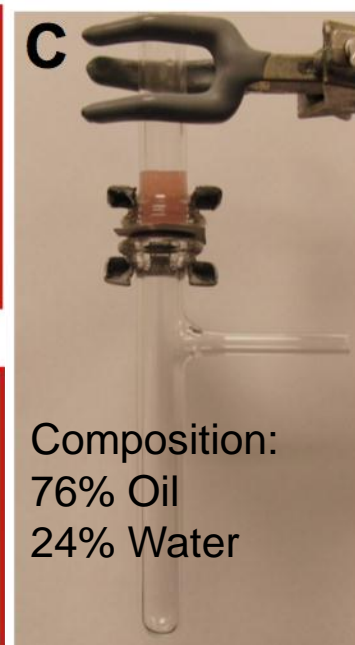
Stainless steel mesh coated with PEGDA + 20 wt% fluorodecyl POSS.



Water-in-Oil Emulsion



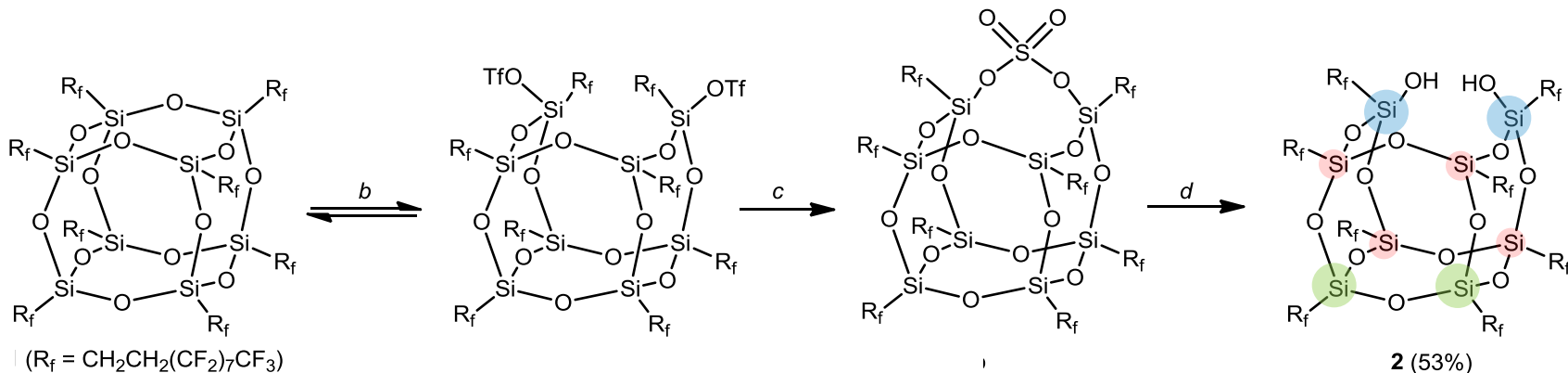
Oil-in-Water Emulsion



A simple, scalable, gravity-based system for the separation of both oil-in-water and water-in-oil emulsions. This is one of the first gravity-based systems to achieve such high emulsion separation efficiencies.

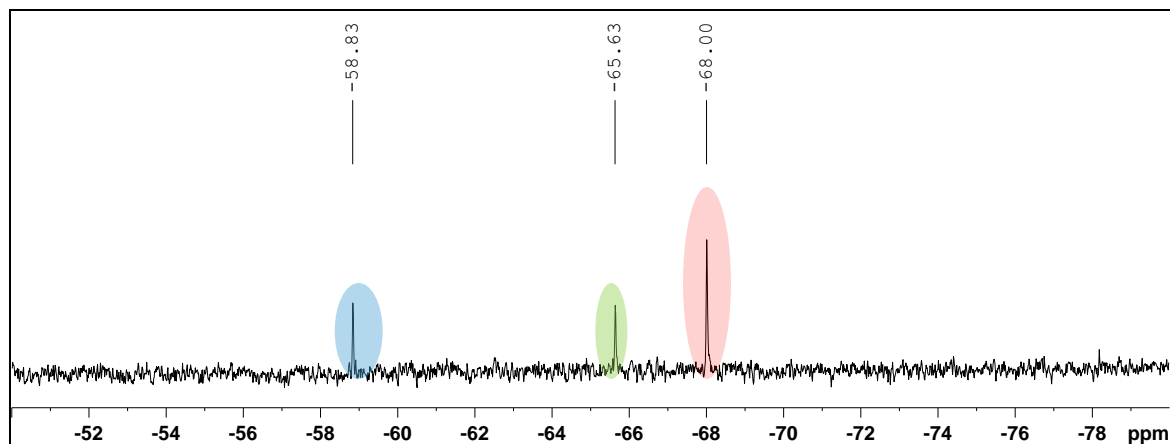


Incompletely Condensed Silsesquioxane (Next Generation)



^aConditions: All reactions were performed in C₆F₆ at 25 °C. ^bCF₃SO₃H, 75 mins. ^cNBut₄HSO₄, 30 mins, ^d(CF₃)₂CH₂OH/H₂O (10:1), 12 hrs.


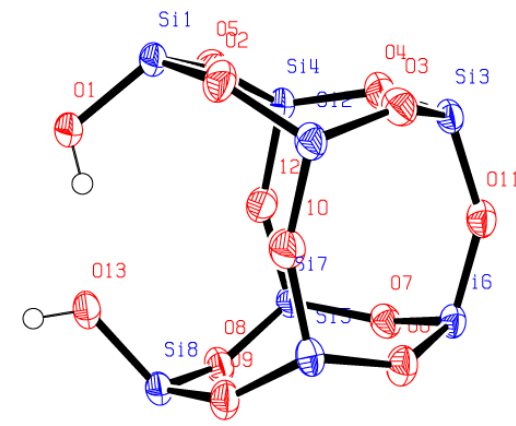
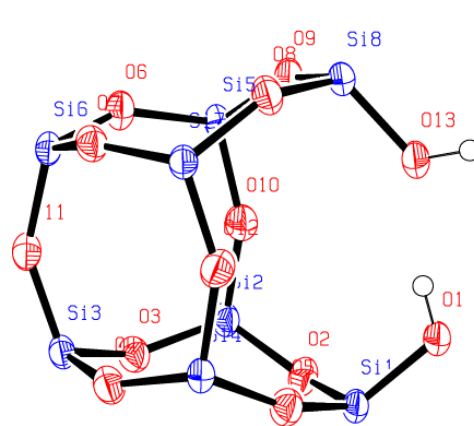
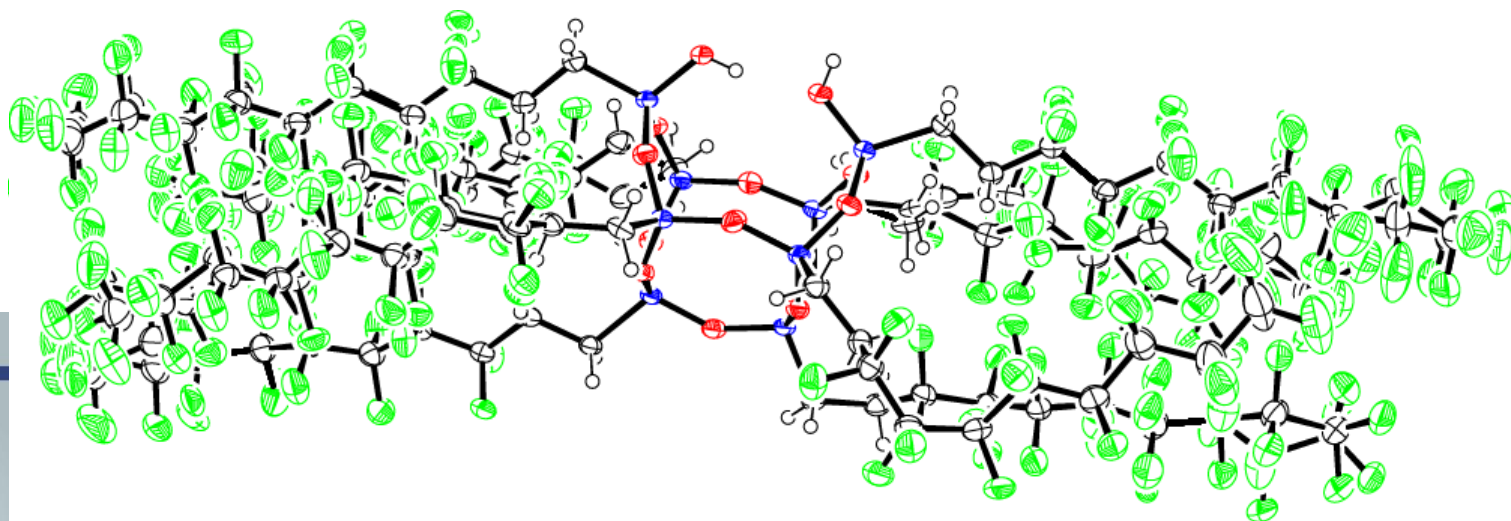
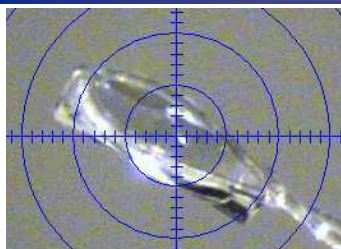
²⁹Si NMR in C₆F₆ of disilanol F-POSS



- Incompletely condensed silsesquioxane synthesis yields a disilanol capable of functionalization with dichlorosilanes.

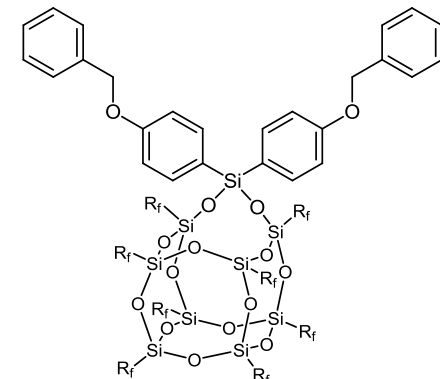
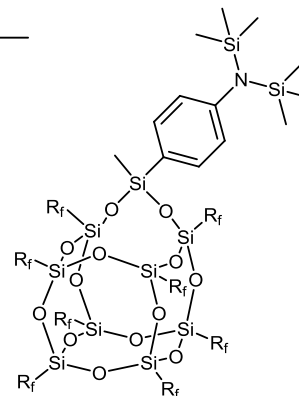
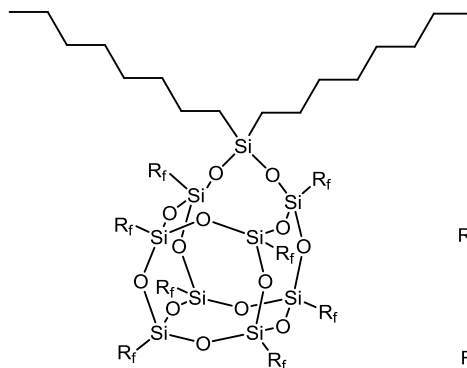
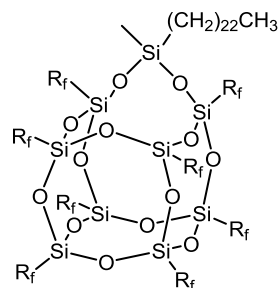
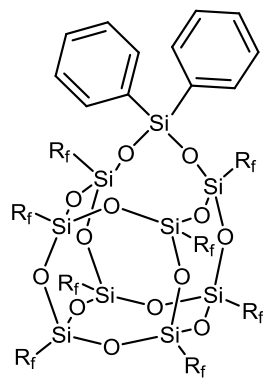
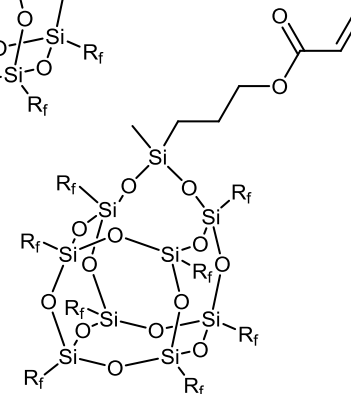
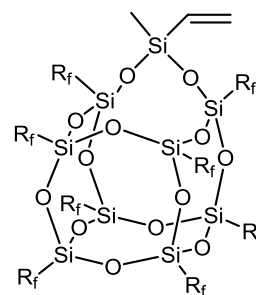
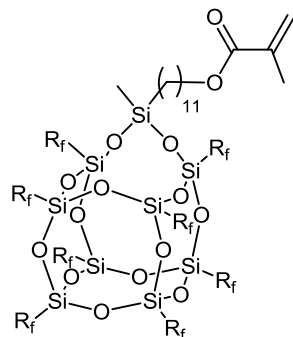
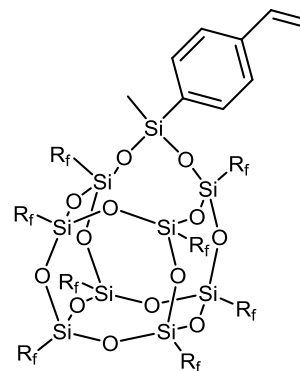
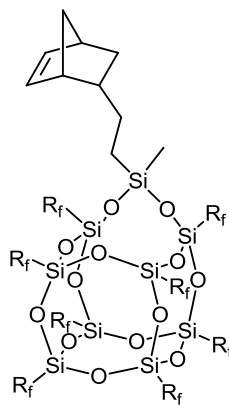
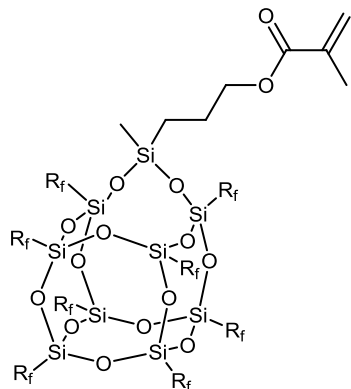


X-Ray Crystal Structure of Disilanol



- Crystal structure is dimeric via intra- and intermolecular hydrogen bonding between silanols.
- M_f =, monoclinic, space group $P2(1)/c$, $a=11.84(10)$ Å, $b=57.11(6)$ Å, $c=19.06(2)$ Å, $\alpha=90.00^\circ$, $\beta=92.21(10)^\circ$, $\gamma=90.00^\circ$, $V=12878(2)$ Å³

F-POSS Structures Synthesized



$\text{R} = \text{CH}_2\text{CH}_2(\text{CF}_2)_7\text{CF}_3$



Summary



- **FluoroPOSS are superhydrophobic.**
- **FluoroPOSS polymer composite surfaces can be superhydrophobic and superoleophobic (omniphobic).**
- **Membranes can be tuned to separate oil from water and water from oil.**
- **For the first time, superhydrophilic and superoleophobic surfaces have been developed**
- **Such surfaces are ideal for the separation of both free-oil and oil-water emulsions.**
- **These membranes, for the first time, allow continuous-flow oil-water emulsion separation.**
- **Applications in anti-icing, anti-fouling and other coatings offer reduction in energy cost.**

QUESTIONS?

