



## DoD Numbers for Traumatic Brain Injury Worldwide – Totals

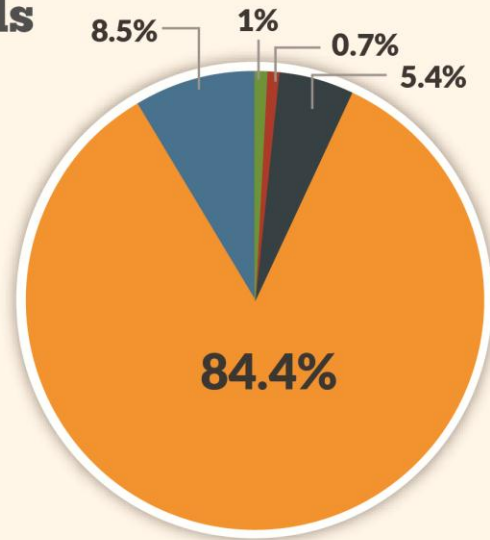
2011

Penetrating	313
Severe	246
Moderate	1,758
Mild	27,545
Not Classifiable	2,763

**Total - All Severities 32,625**

Source: Defense Medical Surveillance System (DMSS), Theater Medical Data Store (TMDS) provided by the Armed Forces Health Surveillance Center (AFHSC)

Prepared by the Defense and Veterans Brain Injury Center (DVBIC)



2011, as of Nov. 5, 2013

Worldwide numbers represent medical diagnoses of TBI that occurred anywhere U.S. forces are located including the continental United States since 2000.

**Concussion/Mild TBI is characterized by the following:** A confused or disoriented state which lasts less than 24 hours; loss of consciousness for up to 30 minutes; memory loss lasting less than 24 hours; and structural brain imaging (MRI or CT scan) yielding normal results.

**Moderate TBI is characterized by the following:** A confused or disoriented state which lasts more than 24 hours; loss of consciousness for more than 30 minutes, but less than 24 hours; memory loss lasting greater than 24 hours but less than seven days; and structural brain imaging yielding normal or abnormal results.

**Severe TBI is characterized by the following:** A confused or disoriented state which lasts more than 24 hours; loss of consciousness for more than 24 hours; memory loss for more than seven days; and structural brain imaging yielding normal or abnormal results.

**Penetrating TBI, or open head injury, is characterized by the following:** A head injury in which the dura mater, the outer layer of the meninges, is penetrated. Penetrating injuries can be caused by high-velocity projectiles or objects of lower velocity such as knives, or bone fragments from a skull fracture that are driven into the brain.

# Report Documentation Page

Form Approved  
OMB No. 0704-0188

Public reporting burden for the collection of information is estimated to average 1 hour per response, including the time for reviewing instructions, searching existing data sources, gathering and maintaining the data needed, and completing and reviewing the collection of information. Send comments regarding this burden estimate or any other aspect of this collection of information, including suggestions for reducing this burden, to Washington Headquarters Services, Directorate for Information Operations and Reports, 1215 Jefferson Davis Highway, Suite 1204, Arlington VA 22202-4302. Respondents should be aware that notwithstanding any other provision of law, no person shall be subject to a penalty for failing to comply with a collection of information if it does not display a currently valid OMB control number.

1. REPORT DATE <b>NOV 2013</b>		2. REPORT TYPE		3. DATES COVERED <b>00-00-2014 to 00-00-2014</b>	
4. TITLE AND SUBTITLE <b>DoD Numbers for Traumatic Brain Injury</b>				5a. CONTRACT NUMBER	
				5b. GRANT NUMBER	
				5c. PROGRAM ELEMENT NUMBER	
6. AUTHOR(S)				5d. PROJECT NUMBER	
				5e. TASK NUMBER	
				5f. WORK UNIT NUMBER	
7. PERFORMING ORGANIZATION NAME(S) AND ADDRESS(ES) <b>Defense and Veterans Brain Injury Center (DVBIC), Silver Spring, MD, 20904</b>				8. PERFORMING ORGANIZATION REPORT NUMBER	
9. SPONSORING/MONITORING AGENCY NAME(S) AND ADDRESS(ES)				10. SPONSOR/MONITOR'S ACRONYM(S)	
				11. SPONSOR/MONITOR'S REPORT NUMBER(S)	
12. DISTRIBUTION/AVAILABILITY STATEMENT <b>Approved for public release; distribution unlimited</b>					
13. SUPPLEMENTARY NOTES					
14. ABSTRACT					
15. SUBJECT TERMS					
16. SECURITY CLASSIFICATION OF:			17. LIMITATION OF ABSTRACT	18. NUMBER OF PAGES	19a. NAME OF RESPONSIBLE PERSON
a. REPORT <b>unclassified</b>	b. ABSTRACT <b>unclassified</b>	c. THIS PAGE <b>unclassified</b>			



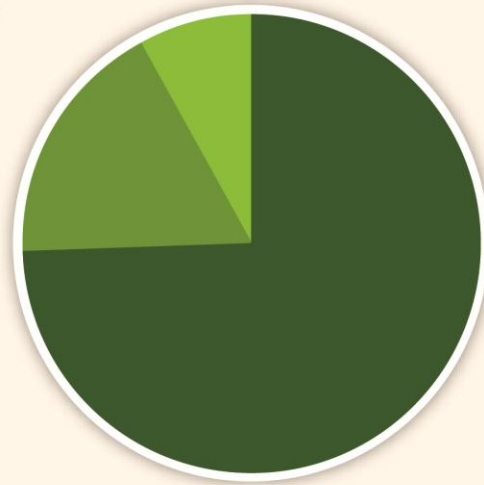
# DoD Numbers for Traumatic Brain Injury Worldwide – Army

2011

■ Active	15,629
■ Guard	3,655
■ Reserves	1,662

---

**Total - Army** **20,947**



Source: Defense Medical Surveillance System (DMSS), Theater Medical Data Store (TMDS) provided by the Armed Forces Health Surveillance Center (AFHSC)

Prepared by the Defense and Veterans Brain Injury Center (DVBIC)

2011, as of Nov. 5, 2013

Service	Component	Severity	Diagnosed
Army	Active	Penetrating	170
		Severe	115
		Moderate	778
		Mild	13,172
		Not Classifiable	1,394
	Guard	Penetrating	27
		Severe	23
		Moderate	197
		Mild	2,838
		Not Classifiable	570
	Reserves	Penetrating	11
		Severe	11
		Moderate	94
		Mild	1,336
		Not Classifiable	211

2011, as of 05 Nov 2013

Source: Defense Medical Surveillance System (DMSS), Theater Medical Data Store (TMDS)  
Prepared by Defense and Veterans Brain Injury Center (DVBIC)



## DoD Numbers for Traumatic Brain Injury Worldwide – Navy

2011

Active	2,723
Reserves	300

---

**Total - Navy** **3,023**



Source: Defense Medical Surveillance System (DMSS), Theater Medical Data Store (TMDS) provided by the Armed Forces Health Surveillance Center (AFHSC)

Prepared by the Defense and Veterans Brain Injury Center (DVBIC)

2011, as of Nov. 5, 2013

Service	Component	Severity	Diagnosed
Navy	Active	Penetrating	22
		Severe	18
		Moderate	154
		Mild	2,402
		Not Classifiable	127
	Reserves	Penetrating	3
		Severe	1
		Moderate	20
		Mild	260
		Not Classifiable	16

2011, as of 05 Nov 2013

Source: Defense Medical Surveillance System (DMSS), Theater Medical Data Store (TMDS)  
Prepared by Defense and Veterans Brain Injury Center (DVBIC)



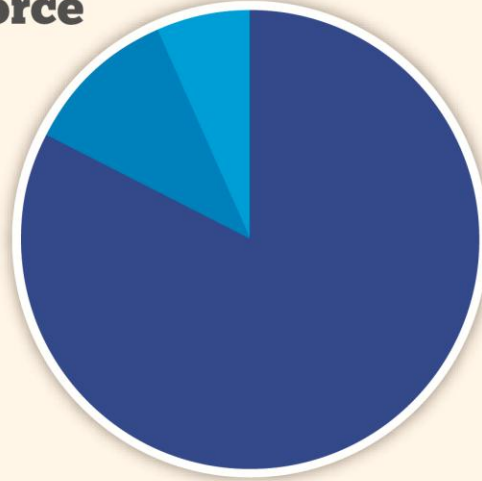
## DoD Numbers for Traumatic Brain Injury Worldwide – Air Force

2011

Active	2,912
Guard	386
Reserves	226

---

**Total - Air Force**                      **3,524**



Source: Defense Medical Surveillance System (DMSS), Theater Medical Data Store (TMDS) provided by the Armed Forces Health Surveillance Center (AFHSC)

Prepared by the Defense and Veterans Brain Injury Center (DVBIC)

2011, as of Nov. 5, 2013

Service	Component	Severity	Diagnosed
Air Force	Active	Penetrating	27
		Severe	22
		Moderate	153
		Mild	2,604
		Not Classifiable	106
	Guard	Penetrating	6
		Severe	-
		Moderate	29
		Mild	337
		Not Classifiable	14
	Reserves	Penetrating	4
		Severe	2
		Moderate	11
		Mild	200
		Not Classifiable	9

2011, as of 05 Nov 2013

Source: Defense Medical Surveillance System (DMSS), Theater Medical Data Store (TMDS)  
Prepared by Defense and Veterans Brain Injury Center (DVBIC)



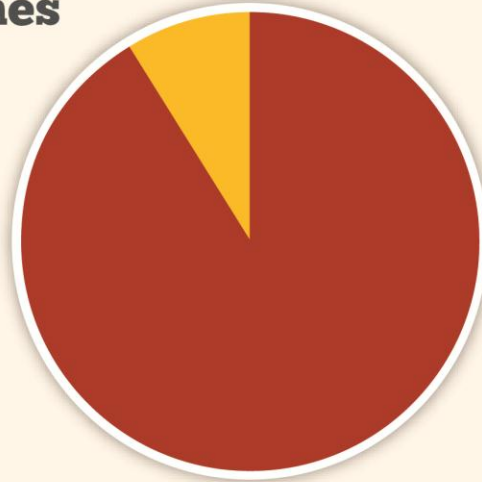
## DoD Numbers for Traumatic Brain Injury Worldwide – Marines

2011

Active	4,689
Reserves	442

---

**Total - Marines**                      **5,131**



Source: Defense Medical Surveillance System (DMSS), Theater Medical Data Store (TMDS) provided by the Armed Forces Health Surveillance Center (AFHSC)

Prepared by the Defense and Veterans Brain Injury Center (DVBIC)

2011, as of Nov. 5, 2013

Service	Component	Severity	Diagnosed
Marines	Active	Penetrating	40
		Severe	51
		Moderate	296
		Mild	4,008
		Not Classifiable	294
	Reserves	Penetrating	3
		Severe	3
		Moderate	26
		Mild	388
		Not Classifiable	22

2011, as of 05 Nov 2013

Source: Defense Medical Surveillance System (DMSS), Theater Medical Data Store (TMDS)  
Prepared by Defense and Veterans Brain Injury Center (DVBIC)