

## **3S<sup>2</sup>: Behavioral Response Studies of Cetaceans to Navy Sonar Signals in Norwegian Waters**

Patrick Miller  
Sea Mammal Research Unit  
Gatty Marine Laboratory  
School of Biology  
University of Saint Andrews  
St. Andrews Fife, KY16 8LB UK  
phone: (+44) 1334-463554 fax: (+44) 1334-462632 email: [pm29@st-and.ac.uk](mailto:pm29@st-and.ac.uk)

Award Number: N00014-10-1-0355  
<http://www.smru.st-and.ac.uk>

### **LONG-TERM GOALS**

The long term goal of this international cooperative research program is to investigate behavioral reactions and the sound exposures required to elicit them of three species of whales: bottlenose whales, minke whales, and humpback whales to Low Frequency Active Sonar (LFAS) and Mid Frequency Active Sonar (MFAS) signals, in order to establish safety limits for sonar operations for these species.

Another goal of the program is to assess the effectiveness of “ramp-up,” a common mitigation protocol in which source levels are gradually increased prior to the onset of full-level transmissions. Ramp-up is thought to give nearby animals some time to move away before sonar transmissions reach maximum levels. However, it is unknown whether or not this protocol is actually effective. We have developed a new experimental design to test whether ‘ramp-up’ is an effective protocol to reduce risk of harm and our goal is to conduct experiments to test the effectiveness of ramp-up in humpback whales.

### **OBJECTIVES**

In this research project, our objectives are to: 1.) Expand our comparative experimental dataset to include species that are potentially more sensitive and difficult to study: Northern bottlenose whale (*Hyperoodon ampullatus*, family Ziphiidae) and minke whale (*Balaenoptera acutorostrata*, family Balaenopteridae); 2.) Conduct a directed study of the effectiveness of ramp-up as a mitigation method with abundant and relatively easy-to-study humpback whales, *Megaptera novaeangliae*; 3.) Record sufficient no-sonar baseline data of all target species to adequately describe the behavioral significance of recorded changes in behavior and to statistically compare experimental records with baseline records; and 4.) Develop collaborations between the 3S research group with other research groups undertaking similar projects to pool data where appropriate, share expertise and reduce overall project costs.

## Report Documentation Page

*Form Approved  
OMB No. 0704-0188*

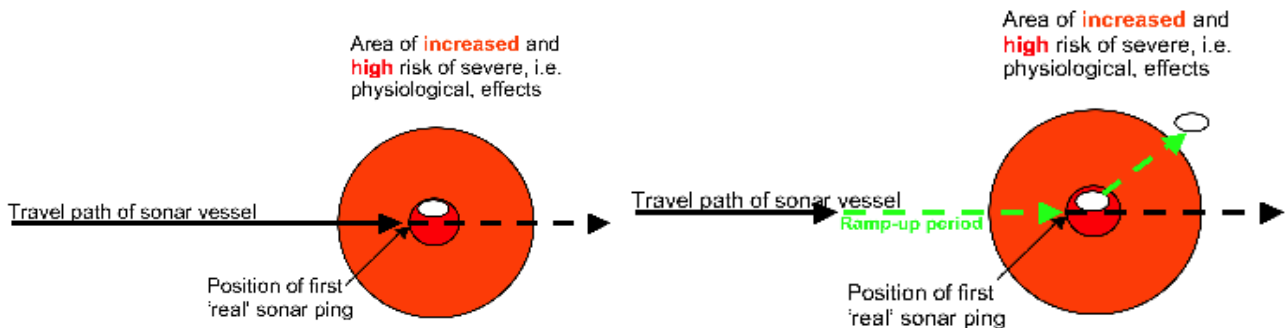
Public reporting burden for the collection of information is estimated to average 1 hour per response, including the time for reviewing instructions, searching existing data sources, gathering and maintaining the data needed, and completing and reviewing the collection of information. Send comments regarding this burden estimate or any other aspect of this collection of information, including suggestions for reducing this burden, to Washington Headquarters Services, Directorate for Information Operations and Reports, 1215 Jefferson Davis Highway, Suite 1204, Arlington VA 22202-4302. Respondents should be aware that notwithstanding any other provision of law, no person shall be subject to a penalty for failing to comply with a collection of information if it does not display a currently valid OMB control number.

1. REPORT DATE <b>30 SEP 2011</b>	2. REPORT TYPE	3. DATES COVERED <b>00-00-2011 to 00-00-2011</b>			
4. TITLE AND SUBTITLE <b>3S2: Behavioral Response Studies of Cetaceans to Navy Sonar Signals in Norwegian Waters</b>		5a. CONTRACT NUMBER			
		5b. GRANT NUMBER			
		5c. PROGRAM ELEMENT NUMBER			
6. AUTHOR(S)		5d. PROJECT NUMBER			
		5e. TASK NUMBER			
		5f. WORK UNIT NUMBER			
7. PERFORMING ORGANIZATION NAME(S) AND ADDRESS(ES) <b>University of St Andrews, Sea Mammal Research Unit, St Andrews, KY16 8LB United Kingdom,</b>		8. PERFORMING ORGANIZATION REPORT NUMBER			
9. SPONSORING/MONITORING AGENCY NAME(S) AND ADDRESS(ES)		10. SPONSOR/MONITOR'S ACRONYM(S)			
		11. SPONSOR/MONITOR'S REPORT NUMBER(S)			
12. DISTRIBUTION/AVAILABILITY STATEMENT <b>Approved for public release; distribution unlimited</b>					
13. SUPPLEMENTARY NOTES					
14. ABSTRACT					
15. SUBJECT TERMS					
16. SECURITY CLASSIFICATION OF:			17. LIMITATION OF ABSTRACT	18. NUMBER OF PAGES	19a. NAME OF RESPONSIBLE PERSON
a. REPORT <b>unclassified</b>	b. ABSTRACT <b>unclassified</b>	c. THIS PAGE <b>unclassified</b>	<b>Same as Report (SAR)</b>	<b>8</b>	

## APPROACH

Two of the species of whale selected for study here are North Atlantic species for which there is evidence of risk from sonar exposure. Sonar-related strandings have commonly involved Ziphiids in temperate or tropical waters, but have also included species that are more common the North Atlantic: the Northern bottlenose whale (Canary Islands), and the minke whale (Bahamas). It is unclear whether the low numbers of Northern bottlenose whales and minke whales documented in sonar-related stranding events result from lower sensitivity to sonar or because they are present in lower numbers in the areas where documented stranding events have occurred. To resolve this question, directed research on the behavioral responses of these two species is needed (Tyack et al., 2004). The earlier 3S research effort (see related programs) with killer, sperm, and long-finned pilot whales provides a dataset that enables comparative analysis of behavioral response sensitivities because the 3S<sup>2</sup> field experiments will follow the same protocol. Broader comparative data are also available from other research teams.

Interestingly, very similar field data are needed to address the question of whether or not ‘ramp-up’ is an effective mitigation measure. Animals located close to the location of the first full-level sonar transmission are at the greatest risk of severe effects such as strong behavioral responses or hearing effects such as temporary or permanent threshold shift (left panel of Fig. 1). The ‘ramp-up’ protocol could be effective if it gives animals time to move away from the immediate location of the full-level sonar pings (right panel of Fig. 1). Thus, the ‘ramp-up’ protocol is itself based upon the principle of behavioral response – in this case an avoidance response that protects the animals from receiving intense sound levels.



**Figure 1. Left: Animals near the position of the first full-power sonar transmissions are at a higher risk of severe physiological effects. Right: Sonar sounds are started earlier at lower levels and are gradually increased to full power at the planned position. These additional ‘ramp-up’ transmissions are thought to reduce risk by giving animals in the zone of increased risk time to move away.**

Specifically, it is assumed that animals will move away from the source of sounds during ‘ramp-up’, even if the sounds are transmitted at relatively low source levels. Avoidance has been observed in several studies of marine mammals in the presence of noise (Richardson et al., 1995), but does not necessarily always occur (Miller et al., 2009). It is even possible that starting the sonar sounds at low levels will cause the animals to acclimate to the sound, thereby reducing any tendency to avoid the

source. Second, it is assumed that animals will be able to sense the direction and path of the oncoming sound source and formulate a good direction to move away from the sound source. Moreover, it may take some time for animals to determine the direction and speed of movement of the vessel to make appropriate avoidance movements.

To study the effectiveness of ‘ramp-up’ as a mitigation tool, we are quantifying the likelihood of avoidance as a consequence of exposure to the ‘ramp-up’ signals. Thus, it becomes critical to understand what factors affect the probability of avoidance (e.g. received level at the animal, distance of the source, frequency or amplitude of the sonar, sound propagation conditions, behavioral state of the animal). As in behavioral response generally, we seek to understand what the consequences for the animals are, but in the case of ‘ramp-up’ we specifically would like to know whether avoidance behavior leads to effective protection from high sound exposure levels.

The research is carried out by an international collaborative team from the Sea Mammal Research Unit (SMRU), Woods Hole Oceanographic Institution (WHOI), Norwegian Defense Research Establishment (FFI), and Netherlands Organization for Applied Scientific Research (TNO). WHOI is providing scientific advice from Dr. Peter Tyack as well as the provision of v2 Dtags. Project management and logistic support, including acquisition of research vessels and permitting are managed through FFI, led by Dr. Petter Kvadsheim. FFI also provides biological and tagging expertise, including the development of a new pneumatic launching system for the Dtag, headed by Lars Kleivane. TNO contributes an advanced towed array system for recording and detecting marine mammal sounds (Delphinus), a multi-purpose towed source (Socrates), and staffing during the cruises under the leadership of Frans-Peter Lam, with collaboration from René Dekeling of the Royal Netherlands Navy. The Socrates source is capable of transmitting 1-2 kHz signals at a source level of 214dB re1 $\mu$ Pa m, and 6-7 kHz signals at a source level of 199dB re1 $\mu$ Pa m. Miller of SMRU leads the analysis team.

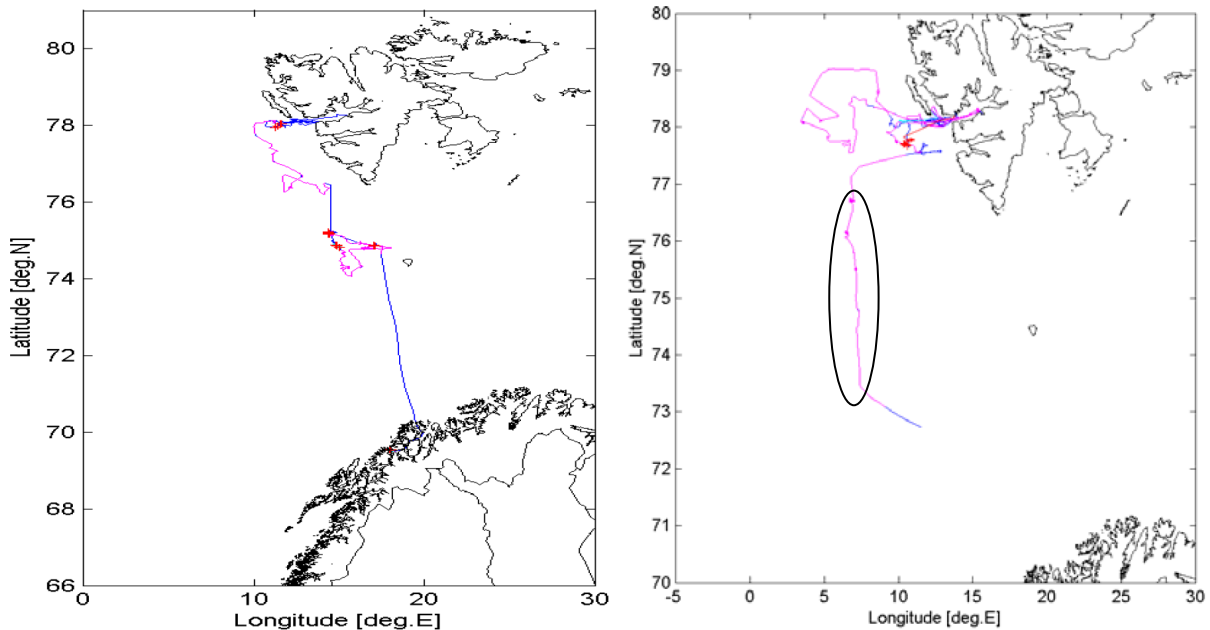
## **WORK COMPLETED**

In this fiscal year, we built upon the successful pilot-study and baseline data collection in summer, 2010. We also developed a modelling study on effectiveness of ramp up, as part of designing the ramp-up experiments. In June 2011, we successfully conducted a month-long experimental trial with the new target species: humpback whales, minke whales, and bottlenose whales. One of the primary goals of this first 3S<sup>2</sup> trial was to establish new working procedures in a higher-latitude area off Spitsbergen, and to evaluate the presence of the target species. In addition to the June trial, our team continued analysis of the baseline behaviour of 3S species to relate results from the 3S experiments (work done under the first increment of this award). Following our successful collection of additional playback of killer whale sounds to long-finned pilot whales and sperm whales in the 2010 baseline cruise under this award, the behavioural responses of those two species to the sounds have been analysed. Each of the two species responded in a consistent manner, though the responses differed strongly between the two species. Results of these analyses have been presented at the 2011 ECS, ESOMM, and International Bioacoustic Congress (IBAC) meetings, and papers have been submitted to scientific journals for peer review.

## **RESULTS**

In the first experimental trial of the current award, our goals were to establish a new operating research area off Spitsbergen and to begin collecting behavioral response data on the new target species. The

3S-11 research trial took place between Tromsø and Svalbard, 70°-80° northern latitude and 3°-18° eastern longitude, June 1-30, 2011 using the Norwegian military research vessel H.U. Sverdrup II (Fig. 2). The operation area and period were chosen based on a thorough evaluation where the abundance of target species and expected weather conditions were the two most important factors considered. In fact, weather conditions were quite good, with 18 of 25 at-sea days having good conditions, 5 had borderline conditions, and only 2 days had poor conditions. On the trial, a total 548 sightings of 1680 individual marine mammals were made. We deployed 19 Dtags, 15 to Humpbacks and 4 to minke whales, and one CTAG to a minke whale. Northern bottlenose whales were sighted (Fig. 2), though no tags were attached.

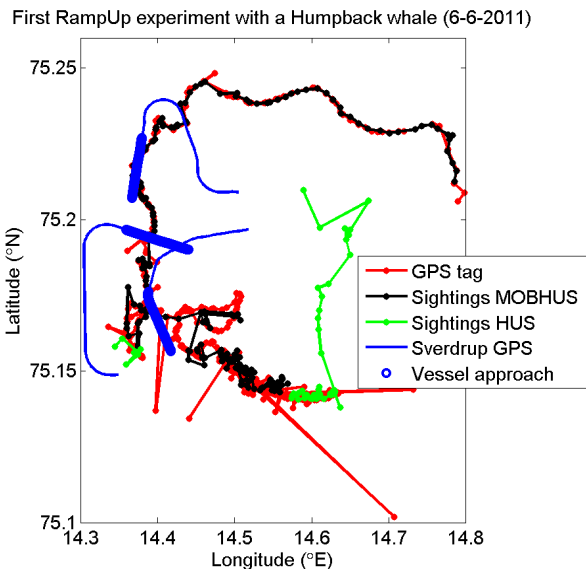


**Figure 2.** *Sailing track of the HU Sverdrup II during the 3S-11 sonar trial. The 1<sup>st</sup> leg is shown on the left panel, and the 2<sup>nd</sup> leg is shown on the right. Pink and cyan lines are track-lines with acoustic monitoring by TNO’s Delphinus and Captas hydrophone arrays, respectively, and blue lines were transit. Sonar transmissions by the Socrates source during experiments are shown in red. The area in which we sighted northern bottlenose whales is shown by an oval in the right panel.*

Dtag deployments on humpback whales totalled 124 h and 21 min of data, during which we conducted 3 full ramp-up experiments on humpbacks, including collection of pre-exposure baseline data, sonar exposure, and positive (killer whales playback) and negative controls (silent approaches). In addition, two additional experiments were conducted on Humpbacks with baseline data collection and silent approaches only, and one record with only baseline data. The reason that these experiments were not completed according to protocol was always that the suction-cup attached tag detached prematurely. The ramp-up experiments were carried out successfully, with good data collection throughout each experiment. For some of the ramp-up experiments, the Dtag was augmented with a Sirtrac GPS logger (Fig. 3, left). To our knowledge, this is the first time a GPS logger has been used in association with a Dtag on a cetacean, and the tracking data provided by the GPS appears to have a great potential to

augment the standard procedure of visual sightings of location from a tracking vessel (Fig. 3, right). Our initial inspection of these new data indicates that the design for the experimental testing of the effectiveness of ramp-up is effective, though more data will be needed to draw firm conclusions.

We made substantial effort to attach Dtags to minke whales during the trial, with 4 attachments, 2 using a standard pole system and 2 with the ARTS pneumatic tag launching system. However, none of those deployments lasted more than one minute, with the tag sliding off almost immediately or not sticking well. In one case, we clearly saw that the suction cups did not stick due to a gelatinous film where the tag touched. Some of this film was collected from the suction cups and was found to contain a combination of sloughed skin from the whale and other organic material. Our experience during the 2011 trial mirrored results from the 2010 baseline trial in Iceland, during which a Dtag slid off immediately. Given these results, the 3S team made the decision to switch to an implantable tag ('Ctag'), designed by Lars Kleivane of FFI, Norway. The Ctag is a small and light-weight tag which is anchored under the skin of the whale using a 60mm barb which is disinfected prior to use. The Ctag was deployed successfully on a minke whale on 19 June, and released and was recovered following 19 hrs of data collection. During the tag-attachment period, visual tracking of the whale was successfully accomplished from the observation vessel, which made it possible to conduct a sonar exposure experiment. In this first experiment with a minke whale, we were able to successfully collect pre-exposure baseline data, a silent vessel approach control, one sonar exposure and one playback of broadband noise. Initial inspection of the data indicates that the whale did not respond to the silent vessel approach, but strongly changed behaviour to avoid the sonar source.

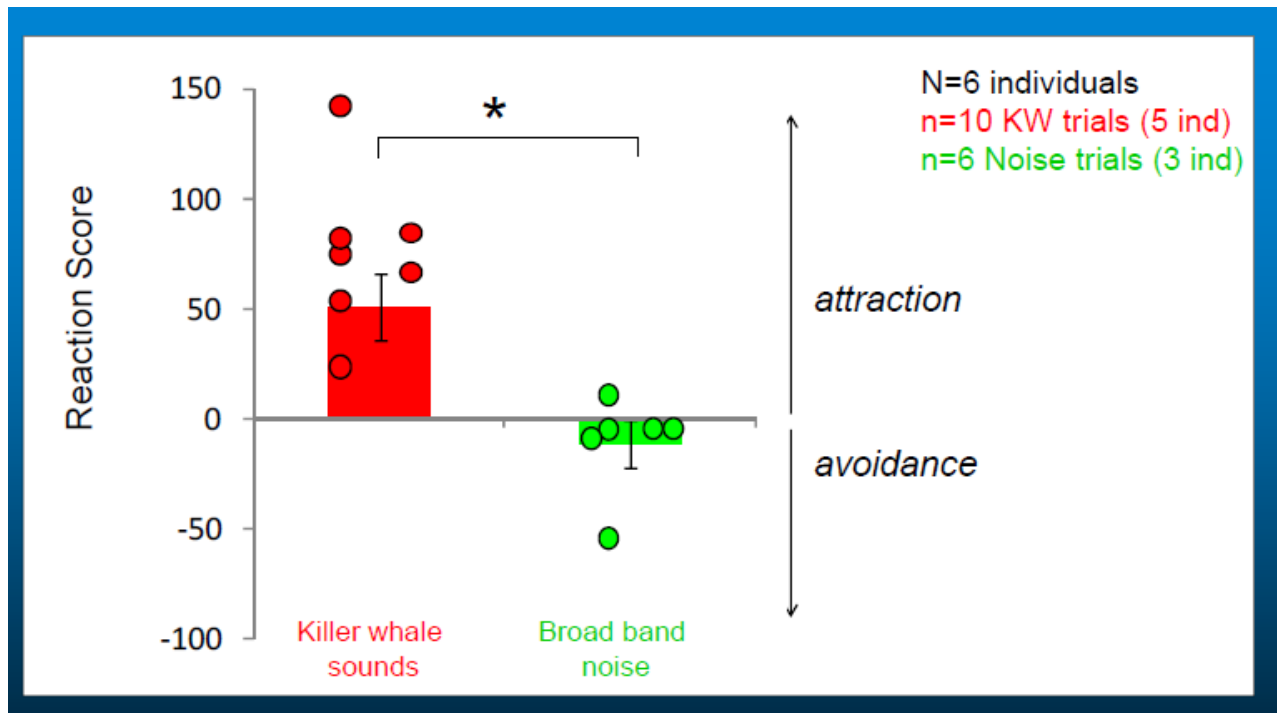


**Figure 3.** *left: Dtag with Sirtrac GPS logger (indicated by red arrow) attached to humpback mn11\_157a. right: the full GPS and sighting track of the whale is shown, along with the sonar vessel approach tracks.*

The overall results of the 3S-2011 trial were positive, although challenges remain. We were able to establish our research method in an offshore area, conducting all of the research based from a single vessel. We only located Northern bottlenose whales near the end of the trial and did not have time to

successfully attach any tags, but knowledge of their preferred areas will make it easier to find them in future trials. We were able to tag and conduct 3 ramp-up experiments with humpback whales, although in 3 other cases premature detachment of the tag made it impossible to carry-out the full experiment as planned. We found that suction-cups are not effective to attach Dtags to minke whales, but that we were nevertheless able to carry out an experiment using the implant Ctag developed by our Norwegian research partners. The strong response to the sonar by the minke whale commenced at low received levels. Therefore, additional experiments with minke whales are a high priority.

**Response of long-finned pilot and sperm whales to playback of killer whale sounds:** Throughout the 3S project under award N00014-08-1-0984, and during the 2010 baseline trial under the current award, our team has successfully conducted playback of killer whale sounds to pilot whales and sperm whales. The results of the playback of killer whale sounds to long-finned pilot and sperm whales are striking and consistent within, though different between, the two species (Fig 4). For pilot whales, we played back the sounds of herring-feeding killer whales that were recorded near the study area, so they can be considered possibly familiar sounds. For 4 of the 5 groups tested with killer whale sounds, the sighting tracks indicate strong attraction to the source. The results show that long-finned pilot whales were strongly and consistently attracted to the killer whale playback though they were not consistently affected by the playback of noise. The movement of sperm whales following playback of mammal-eating killer whale sounds, stimulating a predator, largely suggested avoidance. The most consistent change in behaviour, though, was a marked shortening and shallowing of dives from before the playback, though dive patterns were not affected by playback of noise from the same speaker. Overall, these results indicate that the two species have quite different mechanisms of response to potential predators (or competitors in the case of long-finned pilot whales). While pilot whales respond by approaching the speaker, sperm whales react by surfacing and moving away. These consistent, but different, reactions to playback of killer whale sounds provides a valuable baseline against which to compare changes in behaviour after sonar transmissions.



**Figure 4.** results of playbacks to long-finned pilot whales. Note that pilot whales strongly approached the speaker during playback of killer whale sounds but showed no response to broad-band noise.

## RELATED PROJECTS

This study is an extension of the project “Cetaceans and naval sonar: behavioral response as a function of sonar frequency” Award Number: N00014-08-1-0984, which expired in 2011.

## REFERENCES

- Miller, P. J. O., Johnson, M. P., Madsen P. T., Biassoni, N., Quero, M., Tyack, P. L. 2009. Using at-sea experiments to study the effects of airguns on the foraging behavior of sperm whales in the Gulf of Mexico. *Deep-Sea Research I* **56**, 1168-1181.
- Richardson, W.J., Greene, C.R. Jr., Malme, C.I., Thomson, D.H., 1995. Marine Mammals and Noise. Academic Press, San Diego, CA.
- Tyack, P. L., Gordon, J. and Thompson, D. 2004 Controlled Exposure Experiments to Determine the Effects of Noise on Marine Mammals. *Marine Technology Society Journal* **37**, 41-53.

## PUBLICATIONS

Alves, A, Antunes R, Lam FPA, Kvasdheim PH, Tyack PL, Bird A, Miller PJO. (submitted) Vocal matching of sonar signals by long-finned pilot whales (*Globicephala melas*). *Naturwissenschaften*.

Miller P, Kvadsheim P, Lam FP, Tyack P, Kuningas S, Wensveen P, Antunes R, Alves AC, Kleivane L, Ainslie M. (submitted). Dose–response relationships for avoidance of sonar by free-ranging killer whales (*Orcinus orca*). Journal of the Acoustical Society of America.

Miller, PJO, Antunes R, Wensveen P, Alves, AC, Kvadsheim P, Kleivane L, Lam FP, Visser F, Tyack PL, Doksæter L. Severity scores of killer, pilot and sperm whales exposed to sonar, with revisions to severity scoring. In preparation.

Miller PJO, Antunes R, Alves AC, Wensveen P, Kvadsheim P, Kleivane L, Nordlund N, Lam F-P, van Ijsselmuide S, Visser F, Tyack PL. (2011) The 3S experiments: studying the behavioural effects of naval sonar on killer whales (*Orcinus orca*), sperm whales (*Physeter macrocephalus*), and long-finned pilot whales (*Globicephala melas*) in Norwegian waters. Scottish Oceans Institute Technical Report SOI-2011-001. <http://soi.st-andrews.ac.uk/pageset.aspx?psr=443>

Von Benda-Beckman S (2011) 3S2 Ramp-up experiment - experimental protocol and theoretical ramp-up design. 3S-2011 Cruise Plan.