



Information and Technology for Better Decision Making

2012 Survey of Reserve Component Spouses

Tabulations of Responses



Additional copies of this report may be obtained from:

Defense Technical Information Center

ATTN: DTIC-BRR

8725 John J. Kingman Rd., Suite #0944

Ft. Belvoir, VA 22060-6218

Or from:

<http://www.dtic.mil/dtic/order.html>

Ask for report by ADA 609607

**2012 SURVEY OF
RESERVE COMPONENT SPOUSES:
TABULATIONS OF RESPONSES**

**Defense Manpower Data Center
Human Resources Strategic Assessment Program
4800 Mark Center Drive, Suite 04E25-01, Alexandria, VA 22350-4000**

Acknowledgments

Defense Manpower Data Center (DMDC) is indebted to numerous people for their assistance with the *2012 Survey of Reserve Component Spouses*, which was conducted on behalf of the Office of the Under Secretary of Defense for Personnel and Readiness (OUSD[P&R]). The survey program is conducted under the leadership of Kristin Williams, Director of the *Human Resources Strategic Assessment Program* (HRSAP).

Policy officials contributing to the development of this survey included: Col Cory Lyman (USAFR), from the Office of the Assistant Secretary of Defense for Reserve Affairs; and Cathy Flynn (Military Community and Family Policy).

DMDC's Survey Design, Analysis, & Operations Branch, under the guidance of Kimberly Williams, Acting Branch Chief, is responsible for the development of questionnaires in the survey program. The lead survey design analysts were Lindsay Rock, acting Human Relations Team Lead, and Malikah Dorvil. They also designed the unique presentation of complex items used in this tabulation volume. Survey operations, under the guidance of Carol Newell, Team Lead, is responsible for the survey database construction and archiving. The lead operations analyst on this survey was Amy Campbell, SRA International, Inc., who used DMDC's Statistical Analysis Macros to calculate the estimates presented in this tabulation volume.

DMDC's Statistical Design Branch, under the guidance of Branch Chief, David McGrath, is responsible for developing the sampling and weighting methods used in the survey program. The lead sampling and weighting analyst on this survey was Owen Hung, SRA International, Inc., supervised by Fawzi Al Nassir, SRA International, Inc. Susan Reinhold provided programming support for the sampling and weighting tasks. Data Recognition Corporation (DRC) performed data collection and editing.

Mary Padilla, SRA International, Inc., formatted and assembled this tabulation volume using DMDC's Survey Reporting Tool. A team consisting of Amy Campbell, Malikah Dorvil, Steven Gaither, SRA International, Inc., and Margaret Coffey completed quality control for this tabulation volume.

Table of Contents

	<u>Page</u>
Introduction to the Survey	1
Survey Methodology	4
Tabulation Procedures	8
References.....	12
Tabulations of Responses.....	13
Appendix A: Survey Instrument.....	595
Appendix B: Paper Survey Instrument	623

List of Tabulations by Question Number

<u>Question</u>	<u>Page</u>
BACKGROUND INFORMATION	
1. What is your marital status?	14
3. Has your spouse previously served in a regular active duty Service (e.g., Army, Navy, Marine Corps, Air Force, Coast Guard) for 2 years or more?	16
4. How many years has your spouse spent in military service?	18
5. What is the highest degree or level of school that you have completed?	20
6. Are you Spanish/Hispanic/Latino?.....	22
7. What is your race?	24
8. What age were you on your last birthday?	26
9. Do you have a child, children, or other legal dependents?	28
10. How many children or other dependents do you or your spouse have in each age group?	30
a. Less than 1 year old	30
b. 1 year to under 2 years old	32
c. 2-5 years old	34
d. 6-13 years old	36
e. 14-18 years old	38
f. 19-22 years old	40
g. 23-64 years old	42

h.	65 years old or older	44
10.	Do you or your spouse have children or other dependents in each age group?	46

YOUR SPOUSE’S ACTIVATIONS/DEPLOYMENTS

11.	In the past 12 months, how many nights has your spouse been away from home because of National Guard/Reserve duties?	48
12.	Is your spouse a military technician?	50
13.	Has your spouse been activated (i.e., called to active duty) in the past 24 months?	52
14.	Did any of your spouse's activations in the past 24 months result in deployment?	54
15.	In the past 24 months, how many times has your spouse been away from home for more than 30 consecutive days because of a deployment?	56
16.	Now that your spouse has been deployed multiple times, has coping with deployments become more or less difficult with each experience?	58
17.	Overall, how prepared did you feel when you first learned of your spouse's most recent activation/deployment?	60
18.	At what point did you (or your family) feel the greatest stress?	62
19.	As a result of your spouse's deployment, have you (or your family) used the following military-provided programs or services?	64
20.	Were you employed during your spouse's most recent activation/deployment?	66
21.	Because of your spouse's most recent activation/deployment, did you have to.....	68
22.	During your spouse's most recent activation/deployment, did you lose money or have any additional expenses because of the following?	70
a.	Loss of my job.....	70
b.	Reduction in my spouse's earnings	72
c.	Loss of my spouse's health insurance/dental coverage.....	74
d.	Loss of income due to turning away business customers or practice clients	76
e.	Increased phone bills due to more calls to family/friends and/or deployed spouse.....	78
f.	Elder care	80
g.	Child care.....	82

h.	Home/car repairs/maintenance or yard work	84
i.	Increased medical expenses	86
j.	Other.....	88
23.	Were any of your spouse's deployments in the past 24 months longer than you expected?	90
24.	Was your spouse's most recent deployment to a combat zone?.....	92
25.	During your spouse's most recent deployment, to what extent were each of the following a problem for you?	94
a.	My job or education demands.....	94
b.	Managing expenses and bills	96
c.	Home/car repairs/maintenance or yard work	98
d.	Loss of income from my spouse's civilian job	100
e.	Safety of my family in our community	102
f.	Feelings of anxiety or depression	104
g.	Serious health problems in the family	106
h.	Serious emotional problems in the family	108
i.	Technical difficulties in communications with spouse	110
j.	Difficulty maintaining emotional connection with spouse	112
k.	Falling behind in paying rent or mortgage.....	114
l.	Major financial hardship or bankruptcy	116
m.	Birth or adoption of a child	118
n.	Marital problems	120
o.	Loneliness	122
p.	Managing child care/child schedules	124
q.	Increase in your stress level	126
r.	Unintended weight gain or loss.....	128
s.	Difficulty sleeping.....	130
t.	Other.....	132
26.	As a result of your spouse's deployment, have you experienced a change in the following personal characteristics?	134
a.	Independence.....	134
b.	Confidence	136
c.	Self-sufficiency.....	138

d.	Faith/spirituality.....	140
e.	Other personal characteristic(s).....	142
26.	As a result of your spouse's deployment, have you experienced an increase in any of the following personal characteristics? Constructed from Q26a-e	144
27.	As a result of your spouse's deployment, have you experienced a change in the following skills or abilities?	146
a.	Performing and/or supervising home/car repairs/maintenance or yard work	146
b.	Time-management skills	148
c.	Family/household management skills	150
d.	Budgeting or financial management skills.....	152
e.	Parenting abilities	154
f.	Personal health/fitness.....	156
g.	Communication skills	158
h.	Other skills or abilities	160
27.	As a result of your spouse's deployment, have you experienced an increase in any of the following skills or abilities? Constructed from Q27a-h	162
28.	During your spouse's most recent deployment cycle (pre-deployment, deployment, post-deployment/reunion/reintegration) did you receive deployment support?	164
29.	How satisfied are you with the deployment support you received?	166
30.	How helpful were the following during your spouse's most recent deployment cycle?	168
a.	Military OneSource	168
b.	Family Readiness/Support Group	170
c.	Unit commander	172
d.	Other unit leadership.....	174
e.	My spouse	176
f.	Military spouse/family.....	178
g.	My or my spouse's parents	180
h.	My or my spouse's family.....	182
i.	Friends/co-workers	184
j.	Social groups/clubs.....	186

k.	Civilian organization(s)	188
l.	Deployment Support Programs (e.g., Yellow Ribbon Program).....	190
m.	Military Family Life Consultants (MFLC)	192
n.	Military chaplain	194
o.	Local church/congregation.....	196
p.	Other unit member(s) and/or their family	198
q.	Other.....	200
31.	How important are each of the following to you in being able to cope with deployment(s)?	202
a.	My ability to communicate with my spouse	202
b.	Pre-deployment information.....	204
c.	Reunion planning information or classes	206
d.	Knowing the expected length of the deployment	208
e.	Contact with someone in my spouse's unit.....	210
f.	Having no changes in the length of deployment	212
g.	Temporary reunions with my spouse (R&R time)	214
h.	Level of support my family receives from the military community	216
i.	Level of support my family receives from the civilian community.....	218
j.	Deployment pay	220
k.	Family Readiness/Support Group.....	222
l.	Understanding why the deployment is important/necessary.....	224
m.	Locally available counseling/support services	226
n.	Telephonic counseling/support services (e.g., Military OneSource) ...	228
o.	Military-provided child care	230
p.	Military Family Life Consultants (MFLC)	232
q.	Deployment Support Programs (e.g., Yellow Ribbon)	234
32.	During your spouse's most recent deployment, did your spouse's unit provide any of the following communication methods for the families of deployed members?	236
a.	Newsletters	236
b.	Liaison to agencies (e.g., emergency relief, Red Cross)	238
c.	Internet/Web sites	240
d.	Telephone tree	242

e.	E-mail.....	244
33.	During your spouse's most recent deployment, did your spouse's unit sponsor any of the following support activities for the families of deployed members?	246
a.	Family social events.....	246
b.	Family Readiness/Support Groups	248
c.	Information briefings	250
d.	VTC (video teleconference)	252
e.	Counseling services.....	254
f.	Yellow Ribbon Events	256
34.	How helpful are unit-sponsored, deployment-related support activities/ information for you and/or your family?	258
35.	For your spouse's most recent deployment, did you have a unit or Service point of contact for assistance while your spouse was away?	260
36.	Did you interact with the unit or Service point of contact?	262
36.	How satisfied are you with the level of assistance you have received from the unit or Service point of contact?	264
37.	If the military had provided the following, would you and/or your family have been better supported during your spouse's deployment(s)?	266
a.	More phone contact with my spouse	266
b.	More phone contact with my spouse's unit	268
c.	More details about my spouse's deployment	270
d.	Child care.....	272
e.	Videoconferencing with my spouse	274
f.	Help with household repairs, yard work, or car maintenance.....	276
g.	More activities/programs to prepare children for deployments.....	278
h.	Increased pay	280
i.	Help with understanding TRICARE health and dental benefits.....	282
j.	Counseling services.....	284
k.	Other.....	286
38.	Has your spouse returned home from a deployment in the past 24 months?	288
39.	After returning home from his/her most recent deployment, did your spouse receive reunion and reintegration support services from any of the following sources?	290

a.	Family Readiness/Support Group.....	290
b.	Yellow Ribbon Reintegration Program.....	292
c.	Military OneSource	294
d.	Counseling services.....	296
e.	Faith-based organization (e.g., church, synagogue, mosque).....	298
f.	Services in your civilian community	300
g.	Unit-sponsored program	302
h.	Other military-sponsored program	304
i.	Other program	306
39.	After returning home from his/her most recent deployment, did your spouse receive reunion and reintegration support services? Constructed from Q39a-i	308
40.	After your spouse returned home from his/her most recent deployment, did you receive reunion and reintegration support from any of the following sources?	310
a.	Family Readiness/Support Group.....	310
b.	Yellow Ribbon Reintegration Program.....	312
c.	Military OneSource	314
d.	Counseling services.....	316
e.	Faith-based organization (e.g., church, synagogue, mosque).....	318
f.	Services in your civilian community	320
g.	Unit-sponsored program	322
h.	Other military-sponsored program	324
i.	Other program	326
40.	After your spouse returned home from his/her most recent deployment, did you receive any reunion and reintegration support from any of the following sources? Constructed from Q40a-i.....	328
41.	How much do you agree or disagree that reunion and reintegration support helped.....	330
a.	You deal with the effects of deployment-related stress?.....	330
b.	Your spouse deal with the effects of deployment-related stress?	332
42.	Overall, how well do you think readjustment is going for	334
a.	You?	334
b.	Your spouse?	336

EFFECT OF DEPLOYMENTS ON CHILDREN

43.	During your spouse's most recent deployment, did you have any children ages 18 or under living with you either part-time or full-time?	338
44.	Did you use child care during your spouse's most recent deployment?	340
44.	To what extent has your need for child care changed as a result of your spouse being deployed?	342
45.	What age was the one child most impacted by your spouse's deployment?	344
46.	Are the following behavior changes applicable to your child?	346
46.	In response to your spouse's deployment, did your child experience any of the following behavior changes?	348
	a. Academic performance	348
	b. Level of independence	350
	c. Level of responsibility (e.g., "stepping up")	352
	d. Problem behavior at home	354
	e. Problem behavior at school	356
	f. Other behavior(s)	358
47.	Are the following emotional changes applicable to your child?	360
47.	In response to your spouse's deployment, did your child experience any of the following emotional changes?	362
	a. Degree of pride in having a military parent	362
	b. Closeness to family members	364
	c. Closeness to friends	366
	d. Level of fear/anxiety	368
	e. Level of distress over discussions of the war in the home, school, or media	370
	f. Level of anger about my spouse's military requirements	372
	g. Other emotional change(s)	374
48.	Are the following applicable to your child's ability to cope with deployments? {Subitems a-h}	376
48.	Are the following applicable to your child's ability to cope with deployments? {Subitems i-o}	378
48.	How important are the following in your child's ability to cope with deployments?	380
	a. Communication with the deployed parent	380

b.	My ability to maintain a stable household routine	382
c.	My support for the deployment	384
d.	Family member support for the deployment	386
e.	Caregiver/teacher reaction to the deployment	388
f.	Limited exposure to media coverage of the war	390
g.	Having friends or classmates who have had a parent deployed	392
h.	Geographic stability (e.g., no relocations, changes in schools)	394
i.	Temporary reunions with the deployed parent (R&R time)	396
j.	Support from teachers and school administrators	398
k.	Church or religious activities and/or support	400
l.	Extracurricular activities	402
m.	Programs or services for children of deployed parents	404
n.	Counseling services	406
o.	Other	408
49.	During your spouse's most recent deployment, was your child able to continue participating in normally scheduled activities (e.g., sports, music lessons, clubs)?	410
50.	Are the following applicable to your child?	412
50.	How well has your child	414
a.	Coped with your spouse's deployment?	414
b.	Been able to stay connected to your spouse given deployment separations?	416
c.	Been able to reconnect with your spouse after your spouse returned home from deployment?	418
51.	How often did your child do the following to cope with your spouse's deployment?	420
a.	Tried to feel better by spending time with others (e.g., family, friends)	420
b.	Did something else to forget about the deployment (e.g., watched TV, played a game)	422
c.	Stayed by him/herself	424
d.	Kept quiet about the deployment	426
e.	Tried to see the good side of the deployment	428
f.	Yelled, screamed, or got mad	430
g.	Tried not to get upset	432

h.	Wished the deployment had never happened.....	434
i.	Wished he/she could make things different	436
j.	Other coping strategy.....	438

ACTIVATION/DEPLOYMENT EXPECTATIONS

52.	In the past 24 months, has your spouse had	440
53.	Overall, how well prepared are you for future deployments?.....	442
54.	Have you and/or your spouse taken the following steps to prepare for deployments?	444
a.	Ensured I have money for rent (or mortgage), food, and living expenses (e.g., set up an allotment, joint accounts)	444
b.	Developed a financial plan to meet emergencies	446

FEELINGS ABOUT THE NATIONAL GUARD/RESERVE

55.	Overall, how satisfied are you with the National Guard/Reserve way of life?	448
56.	What is your overall attitude toward your spouse's participation in the National Guard/Reserve?	450
57.	How has your support for your spouse's decision about staying in the National Guard/Reserve changed in the past year?	452
58.	Which of the following has had the greatest impact on your view of your spouse's participation in the National Guard/Reserve?	454
59.	In the past 12 months, has your spouse spent more or less time away from home, because of National Guard/Reserve duties, than you would expect for an average 12 month period?	456
60.	What impact has your spouse's time away (or lack thereof) from home in the past 12 months had on your support for your spouse's National Guard/Reserve career?	458
60.	Reserve component spouses who indicated their support decreased as a result of their spouse being away more than expected. Constructed from Q59 and Q60.....	460
61.	If your spouse's future military participation requires long or frequent activations/deployments, how likely is it that you will support your spouse staying in the National Guard/Reserve (assuming that he/she can stay)?	462
62.	Compared to 12 months ago, how often do you and your spouse have problems in your personal relationship?	464

63.	How much do you agree or disagree with each of the following statements?	466
a.	Being a National Guard/Reserve spouse fulfills most of the important needs I look for in my life	466
b.	Being a National Guard/Reserve spouse is ideal for me	468
c.	Being a National Guard/Reserve spouse is consistent with my personal goals	470
d.	I am proud to tell others that I am married to a National Guard/ Reserve member	472
63.	Identification scale: Constructed from Q63a-d. The Identification scale indicates how much a spouse identifies with the military.....	474

WELL-BEING

64.	In the past month, how often have you.....	476
a.	Felt that you were unable to control the important things in your life?	476
b.	Felt confident about your ability to handle your personal problems?	478
c.	Felt that things were going your way?	480
d.	Felt difficulties were piling up so high that you could not overcome them?.....	482
64.	Perceived Stress scale: Constructed from Q64a-d. Perceived Stress can be defined as spouses' stress levels, measured by their emotional experiences/reactions in the month prior to taking the survey.....	484
65.	Overall, how would you rate the current level of stress in your personal life?.....	486
66.	Over the past 30 days, have you been bothered by the following problems?.....	488
a.	Little interest or pleasure in doing things	488
b.	Feeling down, depressed, or hopeless	490
c.	Trouble falling or staying asleep, or sleeping too much	492
d.	Feeling tired or having little energy.....	494
e.	Poor appetite or overeating	496
f.	Feeling bad about yourself—or that you are a failure or have let yourself or your family down	498
g.	Trouble concentrating on things, such as reading the newspaper or watching television	500

h.	Moving or speaking so slowly that other people could have noticed. Or the opposite—being so fidgety or restless that you have been moving around a lot more than usual	502
66.	Depression scale: Constructed from Q66a-h. The Depression scale measures the severity of depression symptoms.....	504
67.	During the past 4 weeks, how often did you feel	506
a.	So sad that nothing could cheer you up?.....	506
b.	Nervous?	508
c.	Restless or fidgety?	510
d.	Hopeless?.....	512
e.	That everything was an effort?.....	514
f.	Worthless?.....	516
67.	Kessler scale (K6): Constructed from Q67a-f. K6 is designed to identify potential mental health concerns by measuring spouses experiences/reactions in the 4 weeks prior to taking the survey.....	518
68.	Which of the following best describes the financial condition of you and your spouse?	520

MEDICAL/DENTAL COVERAGE

69.	Was your spouse TRICARE eligible in the past 24 months?	522
70.	Have you or your family used TRICARE or civilian medical benefits in the past 24 months?	524
71.	How do the following aspects of your or your family's TRICARE medical coverage compare to what is available in the civilian world?.....	526
a.	Understanding benefits	526
b.	Obtaining assistance when questions or problems arise	528
c.	Out-of-pocket cost for care	530
d.	Professionalism/"bedside manner" of physicians and other medical providers.....	532
e.	Availability of medical providers.....	534
f.	Availability of specialists	536
g.	Ability to get appointments.....	538
h.	Waiting time in the clinic	540
i.	Administrative requirements (e.g., claims, paperwork, approvals).....	542
j.	Quality of care.....	544
k.	Overall	546

72.	Have you or your family used TRICARE Dental Program or civilian dental plan in the past 24 months?.....	548
73.	How do the following aspects of your or your family's TRICARE dental coverage compare to what is available in the civilian world?.....	550
a.	Understanding benefits.....	550
b.	Obtaining assistance when questions or problems arise.....	552
c.	Out-of-pocket cost for care.....	554
d.	Professionalism/"bedside manner" of dentists and other dental providers.....	556
e.	Availability of dental providers.....	558
f.	Availability of specialists.....	560
g.	Ability to get appointments.....	562
h.	Waiting time in the clinic.....	564
i.	Administrative requirements (e.g., claims, paperwork, approvals).....	566
j.	Quality of care.....	568
k.	Overall.....	570

INTERNET COMMUNICATIONS

74.	Do you participate in any online communities (e.g., Facebook, MySpace, blogs)?.....	572
75.	Are you interested in blogging with other military spouses about experiences of being a National Guard/Reserve spouse?.....	574

EMPLOYMENT

76.	Employment status: Constructed from Q76-88 to conform to the Bureau of Labor Statistics' standards using Current Population Survey (CPS) labor force items.....	576
76.	Unemployment rate: Constructed from Q76-88. Calculated excluding those spouses not in the full labor market; that is, excluding those who were not currently looking for employment or were not needing or wanting to work.....	578

ADMINISTRATIVE RECORD INFORMATION

89.	Do you live CONUS or OCONUS? Constructed from administrative data.....	580
90.	In what region of the United States do you live? Constructed from administrative data.....	582

91.	In what division of the United States do you live? Constructed from administrative data	584
92.	In what Reserve component is your spouse? Constructed from administrative data	586
93.	What is your spouse's current paygrade? Constructed from administrative data	588
94.	What is your gender? Constructed from administrative data	590
95.	Did you respond to this survey via the Web or a paper survey questionnaire? Constructed from administrative data.....	592

2012 SURVEY OF RESERVE COMPONENT SPOUSES: TABULATIONS OF RESPONSES

Introduction to the Survey

The *Human Resources Strategic Assessment Program* (HRSAP), Defense Manpower Data Center (DMDC), conducts both Web-based and paper-and-pen surveys to support the personnel information needs of the Under Secretary of Defense for Personnel and Readiness (USD[P&R]). These surveys assess the attitudes and opinions of the entire Department of Defense (DoD) community on a wide range of personnel issues. *Human Relations Surveys* are in-depth studies of topics and populations, often requiring both paper-and-pen surveys and Web-based surveys.

This report contains tabulations of responses from the *2012 Survey of Reserve Component Spouses (2012 RCSS)* conducted January 30, 2012 to May 7, 2012. This introduction (1) summarizes the survey content, (2) defines the total population surveyed and the subgroups used in tabulations of responses, (3) summarizes the survey methodology,¹ and (4) provides details on how to use the tabulations. The tabulations and a copy of the survey items follow this introduction.²

Survey Content

The *2012 RCSS* continues a line of research on Reserve spouses that began with the *1986 Reserve Components Survey of Guard/Reserve Spouses*. In 1992, 2000, 2006, 2008, and 2009 DMDC conducted subsequent surveys of Reserve spouses. Many key topics covered by the *2012 RCSS* were also included in its predecessors; however, questions have been updated, expanded, or streamlined in the *2012 RCSS*. The survey was administered by both Web and paper-and-pen questionnaires. The Web version of the survey contained additional survey items, which are identified in the tabulations. The Web questionnaire appears in Appendix A, and the paper-and-pen questionnaire appears in Appendix B. The survey was subdivided into the following eight topic areas:

1. *Background Information*—Marital status and number of dependents; member's current status and years of military service; and spouse's education, race/ethnicity, age, and employment status.
2. *Your Spouse's Activations/Deployments*—Member's time away from home, activations and deployments in the last 24 months, location of member's most recent deployment, and member's military technician status. Spouse's coping with and preparedness for member's deployment, spouse's expectations for deployment, spouse's stress during member's activation/deployment, spouse's use of military-provided programs or services during members deployment, impact of members activation/deployment on spouse's expenses/employment, problems

¹ Details on survey methodology are reported by DMDC (2012b).

² The survey was administered via the Web and paper-and-pen questionnaires. Question numbering differed between the Web and paper-and-pen questionnaires. The tabulations follow the order of items used on the Web administration. Appendix A provides the order of items used on the Web and Appendix B provides the order of items used on the paper-and-pen administration.

experienced by spouses during more recent deployment, and impact of members most recent deployment on spouses and family. Military-provided support for families, unit-provided communication for spouse with member while deployed, use of and satisfaction with unit or Service point of contact, use of and satisfaction with reunion and reintegration support services, and readjustment to member's return.

3. *Effect of Deployments on Children*—Spouse's use of child care during deployment, emotional/behavioral impact of deployment on child most impacted, and ways child(ren) cope with deployments.
4. *Activation/Deployment Expectations*—Changes in member's lengths of activation/deployment in past 24 months, spouse's overall preparation for future deployments, and spouse/member's financial steps taken to prepare for deployments.
5. *Feelings About the National Guard/Reserve*—Spouse's overall satisfaction with and attitude toward the National Guard/Reserve way of life, their support for member's participation in the National Guard/Reserve, factors affecting their support, their expectations for time away from home in the past year and impact of those expectations on their support, problems with marital relationship in the past year, and their identification with National Guard/Reserve way of life.
6. *Well-Being*—Spouse's perceptions of stress and mental health problems in the past 30 days, and spouse/member's current financial condition.
7. *Medical/Dental Coverage*—Current types of medical and dental coverage used by spouse/family, use of TRICARE medical and dental programs in the past 24 months, and comparisons between TRICARE and civilian medical and dental plans.
8. *Internet Communications*—Spouse's participation in online communities and interest in military blogging.

Population and Reporting Categories

The target population for the 2012 RCSS consisted of spouses of Reserve component members from the Selected Reserve in Reserve Unit, Active Guard/Reserve (AGR/FTS/AR;³ Title 10 and Title 32), or Individual Mobilization Augmentee (IMA) programs from the Army National Guard (ARNG), U.S. Army Reserve (USAR), U.S. Navy Reserve (USNR), U.S. Marine Corps Reserve (USMCR), Air National Guard (ANG), and U.S. Air Force Reserve (USAFR) who (1) had at least six months of service at the time the questionnaire was first fielded and (2) were below flag rank. In addition, for the spouse to remain eligible they must have indicated that at the time of the survey they were currently married to a Reserve component member.⁴ Survey results are presented for the total DoD population and by a variety of reporting

³ Names for this program vary among Reserve components: AGR/FTS/AR is a combination of Active Guard/Reserve (AGR), Full-Time Support (FTS), and Active Reserve (AR).

⁴ A Reserve component member married to another Reserve component member would be eligible for the survey depending on their spouse's status, not their own.

categories. To form the reporting categories for the tabulations, respondents are classified by administrative record data (from the *Reserve Components Common Personnel Data System [RCCPDS]*) for member categories of Reserve component, paygrade, Selected Reserve program (except *Military Technician*), and the spouse category of gender. The remaining reporting categories are based on survey self-report. Definitions for reporting categories follow:

- *Member Component*—The categories include Army National Guard (ARNG), U.S. Army Reserve (USAR), U.S. Navy Reserve (USNR), U.S. Marine Corps Reserve (USMCR), Air National Guard (ANG), and U.S. Air Force Reserve (USAFR).
- *Member Paygrade*—The *Enlisted* subgroup includes all enlisted paygrades (E1-E9). The *Enlisted* subgroup is broken into the following groups: *E1 – E4s* and *E5 – E9s*. The *Officers* subgroup includes warrant officers and commissioned officers (*O1 – O3* and *O4 – O6*).
- *Member Component by Paygrade*—The categories include each of the components by enlisted and officer paygrade groups.
- *Member Selected Reserve Program/Activation Status*—The category *Reserve Unit* is comprised of members from each Reserve component who attend weekend drills with Reserve units. Reserve unit members from the ARNG, USAR, ANG, and USAFR can also be categorized as *Military Technicians*. Military Technicians are tabulated in the *Military Technician* category and in the Reserve Unit category. *AGR/FTS/AR* is comprised of members in full-time service. *IMA* includes Individual Mobilization Augmentees from the USAR, USNR, USMCR, and the USAFR.
- *Activated/Deployed*—*Not Activated* includes members who were not called to active duty in the past 24 months. *Activated* includes members who had been involuntarily or voluntarily called to active duty for more than 30 consecutive days in support of a contingency in the past 24 months under the provision of 10 USC 12301(a) (Full Mobilization), 10 USC 12301(d) (Voluntary Active Duty), 10 USC 12302 (Partial Mobilization), or 10 USC 12304 (Presidential Reserve Callup). *Deployed* includes members who had been deployed in the past 24 months. *Not Deployed* includes members who had not been deployed in the past 24 months.
- *Spouse Gender*—This category is self-explanatory.
- *Spouse Education*—*No College* includes those without any college credit. *Some College* includes those with some college credit, including a two-year degree, but does not include those with a four-year degree. *4-Year Degree* includes those with a four-year degree and those with some graduate school, but no graduate or professional degree. *Graduate/Professional Degree* includes those with masters, doctorates, and other professional degrees.
- *Spouse Race/Ethnicity*—Categories are consistent with requirements of the *Standards for Maintaining, Collecting, and Presenting Federal Data on Race*

and Ethnicity (1997). *Total Minority* includes all persons marking one or more of the races other than White and/or marking that they are Spanish/Hispanic/Latino. *Non-Hispanic Black* includes persons marking only Black or African American and not reporting being Spanish/Hispanic/Latino. *Hispanic* includes anyone marking that they are Spanish/Hispanic/Latino, regardless of how they answered the question on race.

- *Spouse Age*—Categories include *30 Years Old or Younger*, *31 to 40 Years Old*, and *More Than 40 Years Old*.
- *Family Status*—*With Child(ren)*, includes spouses who have at least one child or other legal dependent under the age of 19 living at home either part-time or full-time. *Without Child(ren)*, includes spouses who do not have children under the age of 18 living at home either part-time or full-time.⁵

Survey Methodology

The Web survey administration process began on January 30, 2012, with the mailout of notification letters and e-mails to members of the sample. The notification letter explained why the survey was being conducted, how the survey information would be used, and why participation was important. Throughout the administration period, additional e-mail and postal reminders were sent to encourage survey participation. Data were collected between January 30 and May 7, 2012. Paper surveys were mailed on March 1, 2012, to those who did not respond via the Web.

Single-stage, nonproportional stratified random sampling⁶ procedures were used. The sample consisted of the spouses of 59,956 members drawn from the sample frame constructed from DMDC's *August 2011 RCCPDS*. Spouses of the sample became ineligible if they indicated in the survey or by other contact (e.g., telephone calls to the data collection contractor) that they were divorced, widowed, or their husband or wife was no longer in a National Guard/Reserve component on January 30, 2012 (7.25% of sample).

Completed surveys (defined as 50% or more of the survey questions asked of all participants being answered, including the two critical questions, Q1 and Q2) were received from 12,789 eligible respondents. The overall weighted response rate for eligibles, corrected for nonproportional sampling, was 25%.

Data were weighted using the industry standard three-stage process. This form of weighting produces survey estimates of population totals, proportions, and means (as well as other statistics) that are representative of their respective populations. Unweighted survey data, in contrast, are likely to produce biased estimates of

⁵ Without Children includes some percentage of spouses who may have children over 18 years old or who do not currently live in their home, therefore, child-related responses may appear in this category.

⁶ In stratified random sampling, all members of a population are categorized into homogeneous groups. For example, spouses might be grouped by the gender and Reserve component of their husband or wife (e.g., spouses of all male USAR personnel in one group, spouses of all female USNR personnel in another). Within each group, spouses of Reserve members are chosen at random. Small groups are oversampled in comparison to their proportion of the population so there will be enough responses from small groups to analyze. Weights are used so that groups are correctly represented in the analyses.

population statistics. The three-stage process of weighting consists of the following steps:

- *Adjustment for selection probability*—Probability samples such as the sample for this survey are selected from lists, and each member of the list has a known nonzero probability of selection. For example, if a list contained 10,000 members in a demographic subgroup and the desired sample size for the subgroup was 1,000, one in every tenth member of the list would be selected. During weighting, this selection probability (1/10) is taken into account. The base, or first weight, used to adjust the sample is the reciprocal of the selection probability. In this example, the adjustment for selection probability (base weight) is 10 for members of this subgroup.
- *Adjustments for nonresponse*—Some sampled members do not respond to the survey. Continuing the previous example, suppose only half of the sample members (i.e., 500 out of 1,000) completed and returned a survey. Because the unweighted sample size would only be 500, weights are needed to project the sample up to the subgroup population total (10,000). In this case, the base-weighted respondents would sum to only 5,000 weighted respondents. To adjust for nonresponse, the base weights are multiplied by the reciprocal of the nonresponse rate. In this example, the base weight (10) is multiplied by the reciprocal of the nonresponse rate (2) to create a new weight of 20. The weighted sample sums to the subgroup population total of 10,000.
- *Adjustment to known population values*—The first stage of weighting accounts for unequal probabilities of selection while the second is based on population characteristics that are known to be correlated with response propensity. Because the sample design and adjustments for nonresponse cannot take into account all demographic differences related to who responds to a survey and how they respond, auxiliary information is used to increase the precision of survey estimates. For this reason, a final weighting adjustment is computed that reproduces population totals for important demographic groupings related to who responds to a survey and how they might answer the survey. Suppose in our example the population for the subgroup was 8,500 men and 1,500 women, but the nonresponse-adjusted weighted estimates from the respondents was 7,000 men and 3,000 women. To reduce this possible bias and reproduce known population totals, the weights would be adjusted by 1.21 for men and 0.5 for women so that the final weights for men and women would be 24.3 and 10 which would give unbiased estimates of the total and of women and men in the subgroup.

Table 1 (pages 6-7) shows the estimated number of respondents and the portion of total respondents in each reporting group. Also shown are the *estimated* number of respondents and the *estimated* portion of total respondents in each reporting group. Differences in the percentages of respondents and population for the reporting categories reflect differences in the number sampled, as well as differences in response rates.

Table 1.
Number of Respondents (Total) and Estimated Population by Reporting Categories

	Respondents		Estimated Population				Max ME
	Count	Percent	Totals		Percent		
MEMBER DEMOGRAPHICS							
Total DoD	12,789	100%	373,290	±1,568	100%		
ARNG	3,980	31%	150,250	±1,143	40%		±1
USAR	2,402	19%	84,640	±793	23%		±1
USNR	1,401	11%	31,526	±368	8%		±1
USMCR	1,033	8%	10,500	±125	3%		±1
ANG	1,914	15%	59,048	±557	16%		±1
USAFR	2,059	16%	37,326	±250	10%		±1
Enlisted	7,947	62%	290,238	±1,543	78%		±1
E1 – E4	2,316	18%	79,288	±1,122	21%		±1
E5 – E9	5,631	44%	210,949	±1,059	57%		±1
Officers	4,842	38%	83,053	±281	22%		±1
O1 – O3	1,830	14%	30,694	±184	8%		±1
O4 – O6	2,569	20%	43,793	±200	12%		±1
Reserve Unit	10,812	85%	315,825	±3,660	85%		±1
Military Technician	1,495	12%	49,935	±3,308	13%		±1
AGR/FTS/AR	1,282	10%	48,818	±3,293	13%		±1
IMA	695	5%	8,647	±678	2%		±1
Not Activated Past 24 Months	4,905	38%	187,750	±4,713	50%		±2
Activated Past 24 Months	7,813	61%	183,167	±4,631	49%		±2
Not Deployed Past 24 Months	6,516	51%	251,800	±3,792	67%		±1
Deployed Past 24 Months	6,179	48%	118,455	±3,479	32%		±1
SPOUSE DEMOGRAPHICS							
Male	1,472	12%	46,428	±3,324	12%		±1
Female	11,317	88%	326,862	±3,305	88%		±1
No College/Some College	6,383	50%	213,203	±4,788	57%		±2
4-Year Degree	3,953	31%	104,707	±4,189	28%		±2
Graduate/Professional Degree	2,375	19%	53,002	±2,854	14%		±1
Non-Hispanic White	9,643	75%	265,114	±3,914	71%		±2
Total Minority	3,072	24%	106,263	±3,956	28%		±2
Non-Hispanic Black	865	7%	32,495	±2,657	9%		±1
Hispanic	1,255	10%	43,518	±3,224	12%		±1
30 Years Old or Younger	3,176	25%	99,102	±4,141	27%		±2
31 to 40 Years Old	4,470	35%	125,680	±4,557	34%		±2
More Than 40 Years Old	5,095	40%	146,429	±4,373	39%		±2
FAMILY STATUS							
With Child(ren)	9,380	73%	275,617	±4,471	74%		±2
Without Child(ren)	3,228	25%	91,507	±4,169	25%		±2

Table 1 (continued)

	Respondents		Estimated Population			
	Count	Percent	Totals		Percent	Max ME
MEMBER COMPONENT BY PAYGRADE						
ARNG Enlisted	2,851	22%	122,341	±1,126	33%	±1
E1 – E4	770	6%	39,321	±859	11%	±1
E5 – E9	2,081	16%	83,020	±728	22%	±1
ARNG Officers	1,129	9%	27,909	±199	7%	±1
O1 – O3	457	4%	12,504	±107	3%	±1
O4 – O6	398	3%	9,368	±127	3%	±1
USAR Enlisted	1,386	11%	62,987	±782	17%	±1
E1 – E4	348	3%	21,675	±684	6%	±1
E5 – E9	1,038	8%	41,312	±380	11%	±1
USAR Officers	1,016	8%	21,653	±130	6%	±1
O1 – O3	347	3%	8,854	±104	2%	±1
O4 – O6	564	4%	10,577	±67	3%	±1
USNR Enlisted	715	6%	21,983	±359	6%	±1
E1 – E4	273	2%	4,216	±134	1%	±1
E5 – E9	442	3%	17,766	±333	5%	±1
USNR Officers	686	5%	9,544	±83	3%	±1
O1 – O3	305	2%	2,739	±68	1%	±1
O4 – O6	369	3%	6,710	±74	2%	±1
USMCR Enlisted	583	5%	7,944	±124	2%	±1
E1 – E4	316	2%	3,738	±71	1%	±1
E5 – E9	267	2%	4,206	±102	1%	±1
USMCR Officers	450	4%	2,557	±9	1%	±1
O1 – O3	118	1%	511	±55	0%	±1
O4 – O6	280	2%	1,833	±42	0%	±1
ANG Enlisted	1,253	10%	48,085	±548	13%	±1
E1 – E4	338	3%	5,659	±110	2%	±1
E5 – E9	915	7%	42,426	±537	11%	±1
ANG Officers	661	5%	10,963	±101	3%	±1
O1 – O3	320	3%	3,587	±35	1%	±1
O4 – O6	341	3%	7,376	±95	2%	±1
USAFR Enlisted	1,159	9%	26,899	±238	7%	±1
E1 – E4	271	2%	4,679	±137	1%	±1
E5 – E9	888	7%	22,220	±195	6%	±1
USAFR Officers	900	7%	10,428	±77	3%	±1
O1 – O3	283	2%	2,499	±54	1%	±1
O4 – O6	617	5%	7,929	±56	2%	±1

Tabulation Procedures

Tabulations⁷ for each question from the survey are shown on facing pages. The text of the question and response options are shown at the top of the even-numbered pages. To compress the width of columns in the tables, the response options are shown with a number or letter; then, that number or letter is used as the column heading for the responses. The central feature of the tabulations is the percentage of members choosing the response options indicated by the column heading. Within a set of response options, percentages may not add to 100% due to rounding error.

Where an item lends itself to presentation as an average, that average is also shown as a number estimate and in a bar chart. The averages lend themselves to a quick scan for reporting groups differing from other similarly defined groups. Where a true response continuum is available (e.g., number of children), the mean of that continuum is presented; in other cases, the responses are averages of the numeric scales presented with the response options. Where there is a simple binomial response (e.g., yes/no), only one percentage is presented. In this case, the bar chart represents that percentage.

On each page of tabulations, the first column lists the reporting group shown in that row. The second column, *Percent Responding*, lists the portion of the reporting group represented in the estimates in that row. In most cases, if this percentage is not 100, it reflects item nonresponse, and the table note indicates that “Percent responding are Reserve component spouses who answered the question.”

Not all questions will apply to every respondent. Respondents to the paper-and-pen version of the survey are instructed to skip questions that do not apply to them (based on their answers to previous questions). Where possible, the Web survey is programmed to skip respondents over questions that do not apply to them. For example, Q73 (How do the following aspects of your or your family’s TRICARE dental coverage compare to what is available in the civilian world?) does not apply to those who marked in Q72 that they have not used TRICARE Dental Program or civilian dental plan in the past 24 months or who marked in Q69 that they were not TRICARE eligible. The table note for this question indicates that the “Percent responding are Reserve component spouses who answered the question and who used both TRICARE Dental Program and a civilian dental plan in the past 24 months (Q69/Q72).”

The survey does not always skip questions that do not apply to the respondents. In the tabulations, *Does not apply* responses are typically included in the percentages in the *Percent Responding* column. For example, Q49 asked spouses if their child continued to participate in regularly scheduled activities while the Reserve component member was deployed. Respondents can indicate the question does not apply to them. In other cases, the *Does not apply* response is tabulated separately.

⁷Details of data editing and preparation are provided by DMDC (2012a).

For example, Q36 asked spouses how satisfied they were with the assistance they received from the unit or Service point of contact. Responses of *Does not apply; I did not interact with the unit or Service point of contact* were tabulated separately, as responses to the constructed question *Did you interact with the unit or Service point of contact?*

Because the survey contains open-ended questions, not all responses are tabulated. For example, Q37 asked spouses about how the military could have provided better support to them and/or their family during deployments. Since it is not feasible to tabulate the wide range of responses, the open-ended responses for Q37 are not tabulated.

Paper and Web Survey Comparability

On occasion, the paper and Web versions of the survey differ. These differences result from the technological advantages and requirements available in a Web-based survey. Question stems differ slightly between the paper and Web versions of the survey. On the paper version of the survey, question stems will refer to specific survey items, whereas questions on the Web version are not numbered. The Web version of the survey contains additional survey items, as well as more open-ended questions.

In other cases, the response option of *Does not apply* on the paper version is not necessary because the question is asked as separate items on the Web survey. For example, in Q15 of the paper version, respondents are asked how many times their spouses were away from home for more than 30 consecutive days because of a deployment in the past 24 months. Spouses could either enter the number of times or mark *None*. On the Web version, respondents were asked in a preceding question whether any of their spouse's activations resulted in deployment in the past 24 months. If respondents answered "No" to this question (Q14) on the Web survey, they were automatically skipped over the question asking how many times their spouse were away from home for more than 30 consecutive days because of a deployment in the past 24 months.

In constructing the dataset that combines responses from paper and Web surveys, the Web version of questions was typically used. The responses to the paper-and-pen version of the questions were recoded to comply with the Web version. Exceptions may occur when the tabulation of a survey item would benefit from presenting responses in a manner representative of the total population, as opposed to only the applicable population, by coding respondents who were skipped over the question to force their inclusion.

Combining Information From Multiple Items or Response Options

Tabulations in this volume generally present data for individual survey questions.⁸ There are three exceptions. The first type of exception is where the results for multiple items are presented on a single set of pages.

- In Q26a-e, spouses were asked whether they experienced a change in independence, confidence, self-sufficiency, faith/spirituality, and/or other personal characteristics as a result of deployment. In addition to a tabulation showing the percentage of those who indicated “Increased,” “No change,” or “Decreased” for each item, a composite tabulation shows the total percentage of those who indicated “Increased” to any of the subitems a-e.

The second exception is where spouses can provide multiple answers to a single question.

- In Q7, spouses were asked to mark one or more races. The tabulations show the percentage who responded that they were *White, Black, American Indian or Alaska Native, Asian, or Native Hawaiian or Other Pacific Islander*. Respondents who indicated more than one race are also shown in the percentage of *More than one race*. For example, if a respondent indicated they were *Asian* and *White*, they were counted in the percentage as *Asian, White, and More than one race*.

The third exception pertains to a constructed composite measure (e.g., scales, incident rates, summary variables) described below. For example, a scale for spouse perceived stress was constructed from multiple items. Individual items in each measure are presented first followed by tabulation pages showing composite measure results.

- *Military Career Support*—A two-item composite measure indicating whether spouse support for the member’s military career decreased as a result of the member being away more than expected. This was constructed from Q59 and Q60. The tabulation shows the percentage of spouses who indicated in Q59 that the member spent more time away from home than expected, and who also indicated in Q60 that their support had decreased.
- *Identification Scale*—A four-item (Q63a-d) composite measure indicating how much a spouse identifies with the military. The items are scored 1-5. Scores were reported as a single figure, which is the average of the individual scores (range 1-5). Higher scores indicate stronger identification.

⁸ Demographic information based on member administrative data is also presented. For example, member Reserve component, paygrade, and spouse gender were constructed from administrative data.

- *Perceived Stress Scale*—To evaluate stress levels, spouses were asked about their emotional experiences/reactions in the month prior to taking the survey. The scale measure consists of four items (Q64a-d) from the *Perceived Stress Scale*[®] (Cohen & Williamson, 1988). For the purposes of this report, Q64b-c were reverse-coded. The items are scored 0 to 4. Scores are reported as a single figure, which is the sum of the individual scores (range 0 to 16). Higher scores indicate greater perceived stress.
- *Depression Scale*—Question 66a-h contains the first eight questions from the Patient Healthcare Questionnaire (PHQ-9). The PHQ-9 is a well-validated clinical tool which is consistent with the DSM-IV criteria for depressive disorders. The full nine-item scale includes the item “Thoughts that you would be better off dead or hurting yourself in some way.” This item was not included to comply with a decision by the survey’s Institutional Review Board.⁹

Margins of Error

The complex sample design required weighting to produce population estimates (e.g., percent female).¹⁰ Because of weighting, conventional formulas for calculating the margin of error will overstate the reliability of the estimate. For this report, variance estimates were calculated for the report using SUDAAN[®] PROC DESCRIPT (Research Triangle Institute, Inc., 2004).

By definition, sample surveys are subject to sampling error. Standard errors are estimates of the variance around population parameters (such as percentages or means) and are used to construct margins of error (i.e., confidence interval half-widths). Percentages and means in these tabulations are reported with margins of error based on 95% confidence intervals. In order to compress the data display, only the maximum margin of error (Max ME) for each reporting category is shown. That is, the tab volume shows only the largest margin of error for the percentages or means in each row. For each average shown in these tabulations, its margin of error is also printed.

The following reporting conventions are used:

- “0” indicates that no one in any reporting group selected the response option,

⁹ We recognize that dropping this subitem means that the depression scale will no longer be an intact measure and subsequently a total score for the remaining items would not be generalizable with regard to normative samples. However, we believe there is still value in retaining the eight questions because these items correspond to the most commonly reported symptoms associated with depression.

¹⁰ As a result of differential weighting, only certain statistical software procedures, such as SUDAAN[®], correctly calculate standard errors, variances, or tests of statistical significance.

[®] Registered 2004 by Research Triangle Institute, P.O. Box 12194, Research Triangle Park, NC 27709-2194.

- NR indicates the estimate is *Not Reportable* and is suppressed because of low reliability. Estimates of low reliability are suppressed based on criteria defined in terms of nominal sample size (less than 5), effective sample size (less than 15), or relative standard error (greater than 0.3),
- NA indicates the question was *Not Applicable* because the question did not apply to respondents in the reporting category based on answers to previous questions,
- no Max ME is printed when all percentages in the row are shown as NR,
- no margin of error is printed for an average when it is shown as NR.

References

Bureau of the Census. (2006, October). *Current Population Survey: Design and methodology* (Technical Paper 66RV). Retrieved September 12, 2012, from <http://www.census.gov/prod/2006pubs/tp-66.pdf>.

Cohen, S., & Williamson, G. M. (1988). Perceived stress in a probability sample of the United States. In S. Spacapan & S. Oskamp (Eds.), *The social psychology of health: Claremont Symposium on Applied Social Psychology*. Newbury Park, CA: Sage.

DMDC. (2012a). *2012 Survey of Reserve Component Spouses: Administration, datasets, and codebook* (Report No. 2012-022). Alexandria, VA: DMDC.

DMDC. (2012b). *2012 Survey of Reserve Component Spouses: Statistical methodology report* (Report No. 2012-023). Alexandria, VA: DMDC.

Research Triangle Institute. (2004). SUDAAN[®] Language Manual, Release 9.0. Research Triangle Park, NC: Research Triangle Institute.

Standards for Maintaining, Collecting, and Presenting Federal Data on Race and Ethnicity, 62 Fed. Reg. 58,781 (1997).

Tabulations of Responses

1. What is your marital status?

1. Married
4. Widowed

2. Separated

3. Divorced

	Percent Responding		Percentages				Max ME
			1	2	3	4	
MEMBER DEMOGRAPHICS							
Total DoD	100	±1	98	2	0°	0°	±1
ARNG	100	±1	98	2	0°	0°	±1
USAR	100	±1	97	3	0°	0°	±2
USNR	100	±1	99	1	0°	0°	±1
USMCR	100	±0	99	1	0°	0°	±2
ANG	100	±1	99	1	0°	0°	±1
USAFR	100	±1	99	1	0°	0°	±1
Enlisted	100	±1	98	2	0°	0°	±1
E1 – E4	100	±1	97	3	0°	0°	±2
E5 – E9	100	±1	98	2	0°	0°	±1
Officers	100	±1	99	1	0°	0°	±1
O1 – O3	100	±1	98	2	0°	0°	±1
O4 – O6	100	±1	99	1	0°	0°	±1
Reserve Unit	100	±1	98	2	0°	0°	±1
Military Technician	100	±1	98	2	0°	0°	±2
AGR/FTS/AR	100	±1	99	1	0°	0°	±2
IMA	100	±0	99	1	0°	0°	±2
Not Activated Past 24 Months	100	±1	98	2	0°	0°	±1
Activated Past 24 Months	100	±1	98	2	0°	0°	±1
Not Deployed Past 24 Months	100	±1	98	2	0°	0°	±1
Deployed Past 24 Months	100	±1	98	2	0°	0°	±1
SPOUSE DEMOGRAPHICS							
Male	100	±1	98	2	0°	0°	±2
Female	100	±1	98	2	0°	0°	±1
No College/Some College	100	±1	98	2	0°	0°	±1
4-Year Degree	100	±0	99	1	0°	0°	±1
Graduate/Professional Degree	100	±1	98	2	0°	0°	±1
Non-Hispanic White	100	±1	98	2	0°	0°	±1
Total Minority	100	±1	98	2	0°	0°	±1
Non-Hispanic Black	100	±1	98	2	0°	0°	±2
Hispanic	99	±1	99	1	0°	0°	±2
30 Years Old or Younger	100	±1	98	2	0°	0°	±1
31 to 40 Years Old	100	±1	98	2	0°	0°	±1
More Than 40 Years Old	100	±1	99	1	0°	0°	±1
FAMILY STATUS							
With Child(ren)	100	±1	98	2	0°	0°	±1
Without Child(ren)	100	±1	98	2	0°	0°	±1

Note. Percent responding are Reserve component spouses who answered the question. Respondents who were divorced or widowed (Q1) and/or whose husband/wife was not currently serving as a member of the National Guard/Reserve (Q2) are excluded from this report.

° Response option never endorsed.




































1. What is your marital status?

	Percent Responding		Percentages				Max ME
			1	2	3	4	
MEMBER COMPONENT BY PAYGRADE							
ARNG Enlisted	100	±1	98	2	0°	0°	±1
E1 – E4	100	±1	97	3	0°	0°	±2
E5 – E9	100	±1	98	2	0°	0°	±1
ARNG Officers	99	±1	98	2	0°	0°	±2
O1 – O3	99	±2	98	2	0°	0°	±2
O4 – O6	100	±1	98	2	0°	0°	±3
USAR Enlisted	100	±1	97	3	0°	0°	±2
E1 – E4	100	±0	96	4	0°	0°	±3
E5 – E9	100	±1	97	3	0°	0°	±3
USAR Officers	100	±1	99	1	0°	0°	±2
O1 – O3	100	±0	97	3	0°	0°	±3
O4 – O6	100	±1	99	1	0°	0°	±2
USNR Enlisted	100	±0	99	1	0°	0°	±2
E1 – E4	100	±0	98	2	0°	0°	±3
E5 – E9	100	±0	99	1	0°	0°	±2
USNR Officers	100	±1	99	1	0°	0°	±2
O1 – O3	100	±1	99	1	0°	0°	±2
O4 – O6	100	±1	99	1	0°	0°	±3
USMCR Enlisted	100	±0	98	2	0°	0°	±2
E1 – E4	100	±0	99	1	0°	0°	±2
E5 – E9	100	±0	98	2	0°	0°	±3
USMCR Officers	100	±0	99	1	0°	0°	±2
O1 – O3	100	±0	99	1	0°	0°	±4
O4 – O6	100	±0	99	1	0°	0°	±3
ANG Enlisted	100	±1	99	1	0°	0°	±2
E1 – E4	100	±0	99	1	0°	0°	±2
E5 – E9	99	±1	99	1	0°	0°	±2
ANG Officers	100	±1	100	0	0°	0°	±1
O1 – O3	100	±1	99	1	0°	0°	±2
O4 – O6	100	±0	100	0	0°	0°	±0
USAFR Enlisted	100	±1	99	1	0°	0°	±1
E1 – E4	100	±0	99	1	0°	0°	±2
E5 – E9	100	±1	98	2	0°	0°	±2
USAFR Officers	100	±1	99	1	0°	0°	±1
O1 – O3	100	±0	99	1	0°	0°	±2
O4 – O6	100	±1	99	1	0°	0°	±2

Note. Percent responding are Reserve component spouses who answered the question. Respondents who were divorced or widowed (Q1) and/or whose husband/wife was not currently serving as a member of the National Guard/Reserve (Q2) are excluded from this report.





































° Response option never endorsed.

3. Has your spouse previously served in a regular active duty Service (e.g., Army, Navy, Marine Corps, Air Force, Coast Guard) for 2 years or more?

	Percent Responding		Percentages		Max ME	Percentage Reporting Yes
			Yes			
MEMBER DEMOGRAPHICS						
Total DoD	99	±1	62	±2		
ARNG	99	±1	56	±3		
USAR	99	±1	66	±3		
USNR	99	±1	70	±4		
USMCR	100	±1	65	±3		
ANG	99	±1	60	±4		
USAFR	99	±1	74	±3		
Enlisted	99	±1	61	±2		
E1 – E4	99	±1	39	±3		
E5 – E9	99	±1	69	±2		
Officers	99	±1	67	±2		
O1 – O3	99	±1	56	±3		
O4 – O6	99	±1	73	±2		
Reserve Unit	99	±1	59	±2		
Military Technician	99	±1	59	±4		
AGR/FTS/AR	100	±1	79	±4		
IMA	100	±1	88	±4		
Not Activated Past 24 Months	99	±1	60	±2		
Activated Past 24 Months	99	±1	64	±2		
Not Deployed Past 24 Months	99	±1	61	±2		
Deployed Past 24 Months	99	±1	63	±2		
SPOUSE DEMOGRAPHICS						
Male	100	±1	50	±4		
Female	99	±1	64	±2		
No College/Some College	99	±1	62	±2		
4-Year Degree	99	±1	61	±3		
Graduate/Professional Degree	99	±1	66	±3		
Non-Hispanic White	99	±1	61	±2		
Total Minority	99	±1	64	±3		
Non-Hispanic Black	98	±2	67	±5		
Hispanic	99	±1	64	±5		
30 Years Old or Younger	99	±1	45	±3		
31 to 40 Years Old	99	±1	66	±3		
More Than 40 Years Old	99	±1	70	±2		
FAMILY STATUS						
With Child(ren)	99	±1	64	±2		
Without Child(ren)	99	±1	57	±3		

Note. Percent responding are Reserve component spouses who answered the question.

3. Has your spouse previously served in a regular active duty Service (e.g., Army, Navy, Marine Corps, Air Force, Coast Guard) for 2 years or more?

	Percent Responding		Percentages	Max ME	Percentage Reporting Yes
			Yes		
MEMBER COMPONENT BY PAYGRADE					
ARNG Enlisted	99	±1	56	±3	
E1 – E4	99	±1	36	±5	
E5 – E9	99	±1	65	±4	
ARNG Officers	99	±1	58	±4	
O1 – O3	99	±1	53	±6	
O4 – O6	99	±2	58	±6	
USAR Enlisted	99	±1	65	±4	
E1 – E4	99	±1	42	±6	
E5 – E9	99	±1	77	±4	
USAR Officers	99	±1	67	±4	
O1 – O3	99	±2	58	±6	
O4 – O6	99	±1	72	±5	
USNR Enlisted	99	±2	67	±5	
E1 – E4	100	±0	53	±6	
E5 – E9	99	±2	70	±6	
USNR Officers	100	±1	77	±4	
O1 – O3	99	±1	61	±6	
O4 – O6	100	±1	84	±5	
USMCR Enlisted	100	±1	55	±4	
E1 – E4	99	±1	33	±5	
E5 – E9	100	±1	75	±6	
USMCR Officers	100	±1	93	±2	
O1 – O3	100	±0	80	±7	
O4 – O6	100	±1	99	±2	
ANG Enlisted	99	±1	60	±5	
E1 – E4	99	±1	33	±6	
E5 – E9	99	±1	64	±5	
ANG Officers	99	±1	60	±4	
O1 – O3	99	±1	47	±6	
O4 – O6	99	±2	67	±6	
USAFR Enlisted	99	±1	72	±3	
E1 – E4	99	±2	45	±6	
E5 – E9	99	±1	77	±4	
USAFR Officers	99	±1	79	±3	
O1 – O3	100	±1	69	±6	
O4 – O6	99	±1	82	±4	

Note. Percent responding are Reserve component spouses who answered the question.

4. How many years has your spouse spent in military service?

- 1. 5 years or less
- 4. 12-16 years

- 2. 6-8 years
- 5. 17-19 years

- 3. 9-11 years
- 6. 20 years or more

	Percent Responding		Percentages						Max ME	Average Years of Service		
			1	2	3	4	5	6				
MEMBER DEMOGRAPHICS												
Total DoD	99	±1	17	13	13	19	10	28	±2	14.1	±0.2	
ARNG	99	±1	19	12	13	20	9	26	±2	13.8	±0.3	
USAR	99	±1	19	14	14	16	8	29	±3	13.9	±0.4	
USNR	99	±2	16	14	14	25	13	18	±4	13.0	±0.5	
USMCR	100	±1	31	20	11	17	9	13	±3	10.3	±0.3	
ANG	98	±1	11	10	13	19	11	36	±3	15.9	±0.5	
USAFR	99	±1	13	10	13	21	11	32	±3	15.2	±0.4	
Enlisted	99	±1	20	14	14	19	9	24	±2	13.2	±0.2	
E1 – E4	99	±1	61	21	10	6	1	1	±3	5.4	±0.3	
E5 – E9	99	±1	5	11	15	24	12	32	±2	16.2	±0.3	
Officers	99	±1	8	8	11	20	12	41	±2	17.2	±0.3	
O1 – O3	99	±1	17	16	21	23	11	12	±3	11.6	±0.4	
O4 – O6	98	±1	2	3	6	19	13	58	±3	20.3	±0.3	
Reserve Unit	99	±1	20	13	14	18	9	25	±2	13.4	±0.2	
Military Technician	99	±1	11	8	13	15	9	44	±4	17.5	±0.7	
AGR/FTS/AR	99	±1	3	7	10	25	13	41	±4	17.8	±0.6	
IMA	100	±1	5	10	10	20	13	42	±5	17.6	±0.8	
Not Activated Past 24 Months	99	±1	17	12	13	18	10	30	±2	14.5	±0.3	
Activated Past 24 Months	99	±1	18	13	14	20	10	25	±2	13.7	±0.3	
Not Deployed Past 24 Months	99	±1	18	12	13	19	10	28	±2	14.1	±0.3	
Deployed Past 24 Months	99	±1	16	13	14	21	10	26	±2	14.0	±0.3	
SPOUSE DEMOGRAPHICS												
Male	99	±1	25	14	14	16	9	23	±4	12.5	±0.7	
Female	99	±1	16	12	13	20	10	28	±2	14.3	±0.2	
No College/Some College	98	±1	21	13	13	18	9	26	±2	13.5	±0.3	
4-Year Degree	99	±1	14	12	13	20	11	29	±3	14.5	±0.4	
Graduate/Professional Degree	99	±1	9	10	14	21	13	32	±3	15.6	±0.5	
Non-Hispanic White	99	±1	16	13	14	19	10	28	±2	14.4	±0.3	
Total Minority	98	±1	22	12	12	19	9	26	±3	13.3	±0.4	
Non-Hispanic Black	98	±2	14	10	11	18	12	36	±5	15.7	±0.8	
Hispanic	98	±2	27	14	14	17	7	21	±4	12.0	±0.7	
30 Years Old or Younger	99	±1	38	25	20	14	1	1	±3	7.2	±0.3	
31 to 40 Years Old	99	±1	15	11	16	28	14	18	±2	13.1	±0.3	
More Than 40 Years Old	98	±1	6	6	7	16	12	54	±2	19.6	±0.4	
FAMILY STATUS												
With Child(ren)	99	±1	15	12	13	21	11	28	±2	14.3	±0.3	
Without Child(ren)	99	±1	23	15	14	14	7	27	±3	13.5	±0.5	

Note. Percent responding are Reserve component spouses who answered the question.

4. How many years has your spouse spent in military service?

	Percent Responding		Percentages						Max ME	Average Years of Service		
			1	2	3	4	5	6				
MEMBER COMPONENT BY PAYGRADE												
ARNG Enlisted	98	±1	22	13	13	20	9	22	±3	13.0	±0.4	
E1 – E4	98	±2	58	20	10	9	1	2	±5	5.8	±0.5	
E5 – E9	99	±1	5	10	15	26	13	32	±3	16.4	±0.5	
ARNG Officers	99	±1	9	8	13	18	11	41	±3	17.1	±0.5	
O1 – O3	100	±1	17	16	24	23	11	9	±6	11.3	±0.6	
O4 – O6	99	±1	1	1	4	12	12	70	±6	22.3	±0.8	
USAR Enlisted	99	±1	22	17	15	15	7	24	±3	12.6	±0.5	
E1 – E4	100	±1	57	23	14	4	1	1	±6	5.6	±0.6	
E5 – E9	99	±1	4	13	16	21	10	35	±4	16.4	±0.6	
USAR Officers	98	±1	8	8	9	19	13	43	±3	17.4	±0.5	
O1 – O3	99	±2	17	14	16	24	13	16	±6	12.4	±0.8	
O4 – O6	98	±2	2	4	5	15	12	63	±5	20.9	±0.6	
USNR Enlisted	98	±2	20	17	14	27	13	9	±5	11.3	±0.6	
E1 – E4	100	±0	65	21	10	3	0	0	±6	4.7	±0.4	
E5 – E9	98	±2	9	16	15	32	16	12	±6	12.9	±0.7	
USNR Officers	99	±1	7	6	12	21	14	39	±5	16.9	±0.6	
O1 – O3	100	±1	21	14	21	21	7	15	±5	11.4	±0.8	
O4 – O6	99	±2	2	3	8	22	18	48	±6	19.0	±0.8	
USMCR Enlisted	100	±1	40	24	11	14	5	6	±4	8.3	±0.4	
E1 – E4	100	±1	79	21	0	0	0	0	±5	3.9	±0.2	
E5 – E9	100	±0	4	26	21	27	10	12	±6	12.2	±0.6	
USMCR Officers	100	±1	6	7	10	24	19	33	±5	16.6	±0.6	
O1 – O3	100	±0	28	23	26	19	4	0	±8	8.2	±0.7	
O4 – O6	100	±1	1	4	6	25	24	41	±6	18.6	±0.7	
ANG Enlisted	99	±1	12	11	13	18	11	35	±4	15.6	±0.6	
E1 – E4	99	±1	71	17	6	6	0	0	±5	4.5	±0.4	
E5 – E9	98	±2	4	10	14	20	13	39	±5	17.1	±0.7	
ANG Officers	98	±2	6	8	11	23	11	41	±4	17.1	±0.6	
O1 – O3	99	±2	13	16	21	26	13	11	±5	12.1	±0.7	
O4 – O6	98	±2	3	4	6	22	10	55	±6	19.6	±0.8	
USAFR Enlisted	99	±1	16	12	14	20	11	28	±3	14.4	±0.4	
E1 – E4	100	±1	69	20	7	3	2	0	±6	4.4	±0.5	
E5 – E9	99	±1	5	10	15	23	12	34	±4	16.5	±0.5	
USAFR Officers	98	±1	6	7	11	22	12	41	±4	17.4	±0.5	
O1 – O3	99	±1	18	24	21	19	6	11	±6	10.7	±0.8	
O4 – O6	98	±2	2	2	8	24	14	51	±4	19.5	±0.6	

Note. Percent responding are Reserve component spouses who answered the question.

5. What is the highest degree or level of school that you have completed?

- 1. 12 years or less of school (no diploma)
- 2. High school graduate--high school diploma or equivalent (e.g., GED)
- 3. Some college credit, but less than 1 year
- 4. 1 or more years of college, no degree
- 5. Associate's degree (e.g., AA, AS)
- 6. Bachelor's degree (e.g., BA, AB, BS)
- 7. Master's, doctoral, or professional school degree (e.g., MA, MS, MEd, MEng, MBA, MSW, PhD, MD, JD, DVM, EdD)

	Percent Responding		Percentages							Max ME
			1	2	3	4	5	6	7	
MEMBER DEMOGRAPHICS										
Total DoD	99	±1	2	12	10	19	14	28	14	±2
ARNG	99	±1	2	14	12	21	15	25	11	±3
USAR	99	±1	2	14	8	19	13	29	16	±3
USNR	99	±1	2	9	9	16	13	31	20	±4
USMCR	100	±1	1	12	9	20	12	29	18	±3
ANG	100	±1	1	11	10	18	13	32	15	±4
USAFR	100	±1	1	7	9	18	16	31	19	±3
Enlisted	99	±1	2	15	12	22	16	25	9	±2
E1 – E4	99	±1	4	17	14	26	14	20	5	±3
E5 – E9	99	±1	2	14	11	20	16	26	11	±2
Officers	100	±1	0	4	4	10	9	41	32	±2
O1 – O3	99	±1	0	4	4	10	9	44	29	±3
O4 – O6	100	±1	0	3	3	8	7	41	37	±3
Reserve Unit	99	±1	2	13	10	20	14	28	14	±2
Military Technician	100	±1	2	13	13	24	14	25	10	±4
AGR/FTS/AR	99	±1	1	13	12	18	14	29	14	±4
IMA	100	±1	0	4	2	11	10	36	37	±5
Not Activated Past 24 Months	99	±1	2	13	10	18	14	29	15	±2
Activated Past 24 Months	100	±1	2	12	10	20	14	27	14	±2
Not Deployed Past 24 Months	99	±1	2	13	10	18	14	28	15	±2
Deployed Past 24 Months	100	±1	2	12	10	21	14	28	13	±2
SPOUSE DEMOGRAPHICS										
Male	100	±1	1	13	10	26	13	21	16	±4
Female	99	±1	2	12	10	18	14	29	14	±2
No College/Some College	100	±0	3	22	18	33	24	0	0	±2
4-Year Degree	100	±0	0	0	0	0	0	100	0	±0
Graduate/Professional Degree	100	±0	0	0	0	0	0	0	100	±0
Non-Hispanic White	100	±1	1	12	10	19	14	29	15	±2
Total Minority	99	±1	3	14	10	21	14	25	14	±3
Non-Hispanic Black	99	±1	1	15	10	20	14	21	19	±5
Hispanic	99	±1	5	14	11	20	15	25	10	±4
30 Years Old or Younger	100	±1	2	14	12	24	15	25	7	±3
31 to 40 Years Old	100	±1	1	9	8	18	14	33	16	±3
More Than 40 Years Old	99	±1	2	14	11	17	13	26	17	±2
FAMILY STATUS										
With Child(ren)	99	±1	2	12	10	19	14	28	15	±2
Without Child(ren)	99	±1	2	13	10	18	14	29	14	±3




































Note. Percent responding are Reserve component spouses who answered the question.

5. What is the highest degree or level of school that you have completed?

	Percent Responding		Percentages							Max ME
			1	2	3	4	5	6	7	
MEMBER COMPONENT BY PAYGRADE										
ARNG Enlisted	99	±1	3	17	13	23	16	21	8	±3
E1 – E4	99	±1	5	16	17	27	13	17	5	±5
E5 – E9	99	±1	2	17	12	21	17	23	9	±3
ARNG Officers	100	±1	0	5	5	13	10	42	25	±4
O1 – O3	99	±1	0	4	3	11	8	48	24	±6
O4 – O6	100	±1	0	4	3	9	10	40	35	±6
USAR Enlisted	99	±1	2	17	9	22	14	25	10	±3
E1 – E4	99	±1	5	21	8	25	15	22	4	±6
E5 – E9	99	±1	1	15	10	20	14	27	14	±4
USAR Officers	100	±1	0	5	4	11	10	39	31	±4
O1 – O3	99	±1	1	4	4	12	10	39	29	±6
O4 – O6	100	±1	0	4	3	8	7	41	36	±5
USNR Enlisted	99	±1	3	11	11	21	17	27	10	±5
E1 – E4	99	±2	2	15	12	26	18	23	4	±6
E5 – E9	99	±2	3	11	11	20	16	28	12	±6
USNR Officers	100	±1	0	2	4	6	6	40	42	±5
O1 – O3	100	±1	1	3	6	7	9	38	36	±6
O4 – O6	100	±0	0	2	3	5	4	40	45	±6
USMCR Enlisted	100	±1	1	15	11	24	13	25	10	±4
E1 – E4	99	±1	2	14	15	27	13	21	8	±6
E5 – E9	100	±1	0	16	8	21	13	28	13	±6
USMCR Officers	100	±0	0	1	3	7	7	41	41	±5
O1 – O3	100	±0	0	0	1	9	3	52	35	±8
O4 – O6	100	±0	0	1	3	6	7	39	45	±6
ANG Enlisted	100	±1	1	13	12	20	15	28	11	±4
E1 – E4	100	±1	1	12	15	24	15	26	9	±5
E5 – E9	100	±1	1	13	11	19	15	29	12	±5
ANG Officers	99	±1	0	3	4	9	7	47	31	±5
O1 – O3	99	±1	0	3	3	8	9	47	30	±6
O4 – O6	99	±2	0	2	4	9	6	47	32	±6
USAFR Enlisted	100	±1	1	8	12	22	19	28	11	±3
E1 – E4	100	±0	2	9	18	26	17	23	6	±6
E5 – E9	99	±1	1	8	11	21	19	29	12	±4
USAFR Officers	99	±1	0	2	3	7	8	41	39	±4
O1 – O3	100	±1	1	1	4	6	8	44	37	±6
O4 – O6	99	±1	0	2	3	7	8	40	40	±4





































Note. Percent responding are Reserve component spouses who answered the question.

6. Are you Spanish/Hispanic/Latino?

	Percent Responding		Percentages	Max ME	Percentage Reporting Yes
			Yes		
MEMBER DEMOGRAPHICS					
Total DoD	99	±1	12	±1	
ARNG	99	±1	11	±2	
USAR	99	±1	16	±3	
USNR	99	±1	12	±3	
USMCR	99	±1	15	±3	
ANG	99	±1	8	±3	
USAFR	99	±1	10	±2	
Enlisted	99	±1	13	±2	
E1 – E4	100	±1	18	±3	
E5 – E9	99	±1	11	±2	
Officers	99	±1	7	±1	
O1 – O3	100	±1	9	±2	
O4 – O6	99	±1	5	±2	
Reserve Unit	99	±1	12	±1	
Military Technician	99	±1	9	±3	
AGR/FTS/AR	99	±1	11	±3	
IMA	100	±1	7	±3	
Not Activated Past 24 Months	99	±1	12	±2	
Activated Past 24 Months	99	±1	12	±2	
Not Deployed Past 24 Months	100	±1	12	±2	
Deployed Past 24 Months	99	±1	11	±2	
SPOUSE DEMOGRAPHICS					
Male	99	±1	11	±3	
Female	99	±1	12	±1	
No College/Some College	99	±1	13	±2	
4-Year Degree	100	±1	10	±2	
Graduate/Professional Degree	100	±1	8	±2	
Non-Hispanic White	100	±1	0	±0	
Total Minority	99	±1	41	±3	
Non-Hispanic Black	99	±2	0	±0	
Hispanic	100	±0	100	±0	
30 Years Old or Younger	100	±1	14	±3	
31 to 40 Years Old	100	±1	12	±2	
More Than 40 Years Old	99	±1	10	±2	
FAMILY STATUS					
With Child(ren)	99	±1	12	±2	
Without Child(ren)	99	±1	12	±2	

Note. Percent responding are Reserve component spouses who answered the question.

6. Are you Spanish/Hispanic/Latino?

	Percent Responding		Percentages	Max ME	Percentage Reporting Yes
			Yes		
MEMBER COMPONENT BY PAYGRADE					
ARNG Enlisted	99	±1	12	±2	
E1 - E4	99	±1	17	±5	
E5 - E9	99	±1	9	±3	
ARNG Officers	99	±1	7	±3	
O1 - O3	99	±1	8	±4	
O4 - O6	100	±1	5	±4	
USAR Enlisted	99	±1	19	±3	
E1 - E4	100	±1	24	±6	
E5 - E9	99	±1	16	±4	
USAR Officers	100	±1	9	±3	
O1 - O3	100	±1	11	±5	
O4 - O6	99	±1	8	±3	
USNR Enlisted	100	±1	14	±4	
E1 - E4	100	±1	19	±6	
E5 - E9	99	±2	13	±5	
USNR Officers	99	±1	6	±3	
O1 - O3	99	±1	11	±5	
O4 - O6	99	±1	4	±3	
USMCR Enlisted	99	±1	18	±4	
E1 - E4	99	±1	18	±5	
E5 - E9	99	±2	18	±6	
USMCR Officers	100	±1	7	±3	
O1 - O3	99	±2	6	±5	
O4 - O6	100	±1	7	±4	
ANG Enlisted	99	±1	9	±3	
E1 - E4	100	±1	13	±4	
E5 - E9	99	±1	9	±4	
ANG Officers	99	±1	3	±2	
O1 - O3	100	±1	4	±3	
O4 - O6	99	±1	3	±3	
USAFR Enlisted	99	±1	12	±3	
E1 - E4	99	±1	12	±5	
E5 - E9	99	±1	12	±3	
USAFR Officers	99	±1	5	±2	
O1 - O3	100	±1	9	±4	
O4 - O6	99	±1	4	±2	

Note. Percent responding are Reserve component spouses who answered the question.

7. What is your race?

- 1. White
- 2. Black
- 3. American Indian/Alaska Native
- 4. Asian
- 5. Native Hawaiian/Other Pacific Islander
- 6. More than one race

	Percent Responding		Percentages						Max ME
			1	2	3	4	5	6	
MEMBER DEMOGRAPHICS									
Total DoD	98	±1	84	10	2	5	1	3	±1
ARNG	98	±1	86	9	3	4	2	3	±2
USAR	97	±1	77	16	3	7	1	4	±3
USNR	98	±2	80	10	2	11	0	2	±4
USMCR	96	±2	91	5	2	6	1	3	±3
ANG	99	±1	90	5	1	6	1	3	±3
USAFR	97	±1	83	11	2	6	2	3	±2
Enlisted	97	±1	83	11	3	6	2	3	±2
E1 – E4	96	±2	83	10	4	6	2	5	±3
E5 – E9	98	±1	83	12	2	5	1	2	±2
Officers	98	±1	88	7	1	5	1	2	±2
O1 – O3	99	±1	87	9	1	5	1	2	±3
O4 – O6	99	±1	90	5	1	5	0	2	±2
Reserve Unit	97	±1	84	10	2	6	1	3	±2
Military Technician	98	±1	86	8	2	5	1	2	±3
AGR/FTS/AR	99	±1	85	11	2	5	1	3	±3
IMA	99	±1	88	5	2	7	0	2	±4
Not Activated Past 24 Months	97	±1	83	12	2	6	1	3	±2
Activated Past 24 Months	98	±1	85	9	3	5	1	3	±2
Not Deployed Past 24 Months	98	±1	83	11	2	6	1	3	±2
Deployed Past 24 Months	98	±1	86	8	3	4	1	2	±2
SPOUSE DEMOGRAPHICS									
Male	97	±2	80	17	3	3	2	3	±4
Female	98	±1	85	9	2	6	1	3	±2
No College/Some College	97	±1	84	11	3	5	2	3	±2
4-Year Degree	98	±1	85	8	2	7	1	2	±2
Graduate/Professional Degree	99	±1	82	14	1	5	1	3	±3
Non-Hispanic White	100	±0	100	0	0	0	0	0	±0
Total Minority	93	±2	41	38	9	20	5	11	±3
Non-Hispanic Black	100	±0	0	100	0	0	0	0	±0
Hispanic	84	±4	92	5	5	2	1	4	±3
30 Years Old or Younger	97	±1	88	7	3	5	2	5	±2
31 to 40 Years Old	98	±1	84	10	2	6	1	2	±2
More Than 40 Years Old	98	±1	81	13	2	5	1	2	±2
FAMILY STATUS									
With Child(ren)	98	±1	83	11	2	6	1	3	±2
Without Child(ren)	97	±2	86	9	2	5	1	3	±2

Note. Percent responding are Reserve component spouses who answered the question.

7. What is your race?

	Percent Responding		Percentages						Max ME
			1	2	3	4	5	6	
MEMBER COMPONENT BY PAYGRADE									
ARNG Enlisted	98	±1	85	10	3	4	2	3	±2
E1 – E4	95	±3	85	8	4	5	3	5	±4
E5 – E9	99	±1	85	11	2	3	1	2	±3
ARNG Officers	99	±1	91	6	1	3	1	2	±3
O1 – O3	100	±1	90	7	1	3	0	2	±5
O4 – O6	99	±2	93	5	1	2	1	2	±4
USAR Enlisted	97	±2	76	17	3	6	2	4	±3
E1 – E4	96	±3	79	13	5	8	1	6	±6
E5 – E9	97	±2	74	20	2	6	2	3	±4
USAR Officers	98	±2	80	12	2	7	1	3	±3
O1 – O3	98	±2	78	16	2	7	0	2	±6
O4 – O6	98	±2	82	10	2	8	0	3	±4
USNR Enlisted	97	±2	76	12	2	12	0	2	±5
E1 – E4	94	±3	68	19	5	13	1	4	±6
E5 – E9	98	±2	78	10	1	12	0	2	±6
USNR Officers	98	±2	89	5	1	7	0	2	±3
O1 – O3	98	±2	89	5	1	8	0	2	±5
O4 – O6	98	±2	89	5	1	7	0	2	±4
USMCR Enlisted	96	±2	90	6	3	6	1	4	±3
E1 – E4	96	±3	91	4	3	6	1	4	±4
E5 – E9	95	±3	90	7	3	5	1	3	±5
USMCR Officers	99	±1	93	3	1	5	1	2	±3
O1 – O3	98	±2	94	4	1	4	0	3	±5
O4 – O6	99	±2	94	2	1	4	1	2	±4
ANG Enlisted	99	±1	89	6	2	6	1	3	±3
E1 – E4	97	±2	85	10	4	8	2	6	±5
E5 – E9	99	±1	90	6	1	5	1	3	±4
ANG Officers	98	±2	92	3	1	5	1	1	±3
O1 – O3	99	±2	92	2	0	6	2	2	±4
O4 – O6	98	±2	92	3	1	5	0	1	±4
USAFR Enlisted	97	±2	80	14	2	6	2	3	±3
E1 – E4	96	±3	78	18	3	5	3	6	±6
E5 – E9	97	±2	80	13	2	6	2	3	±3
USAFR Officers	99	±1	91	4	1	6	1	2	±2
O1 – O3	96	±3	88	7	0	7	1	3	±5
O4 – O6	99	±1	91	3	1	6	1	2	±3

Note. Percent responding are Reserve component spouses who answered the question.

8. What age were you on your last birthday?

- 1. 20 years old or younger
- 4. 31 to 35 years old

- 2. 21 to 25 years old
- 5. 36 to 40 years old

- 3. 26 to 30 years old
- 6. 41 years old or older

	Percent Responding		Percentages						Max ME	Average Age		
			1	2	3	4	5	6				
MEMBER DEMOGRAPHICS												
Total DoD	99	±1	1	9	17	18	16	39	±2	37.8	±0.3	
ARNG	100	±1	1	10	20	18	15	36	±3	36.8	±0.4	
USAR	100	±1	0	9	17	16	16	41	±3	38.0	±0.5	
USNR	99	±2	0	7	12	20	18	43	±4	38.8	±0.7	
USMCR	100	±0	3	27	23	18	13	15	±3	31.4	±0.4	
ANG	99	±1	0	5	15	19	16	45	±4	39.2	±0.6	
USAFR	100	±1	0	4	14	18	18	46	±3	39.9	±0.5	
Enlisted	99	±1	1	11	19	18	15	36	±2	36.8	±0.3	
E1 – E4	100	±1	3	27	28	17	11	14	±3	30.8	±0.6	
E5 – E9	99	±1	0	5	16	19	16	44	±2	39.1	±0.4	
Officers	100	±1	0	2	10	17	20	52	±2	41.1	±0.3	
O1 – O3	100	±1	0	4	22	28	21	25	±3	35.8	±0.5	
O4 – O6	100	±1	0	0	2	9	20	70	±2	44.4	±0.4	
Reserve Unit	99	±1	1	10	18	18	15	38	±2	37.4	±0.3	
Military Technician	99	±1	0	5	13	15	16	49	±4	40.4	±0.8	
AGR/FTS/AR	100	±1	0	3	13	20	18	46	±4	39.4	±0.7	
IMA	100	±1	0	2	7	15	20	56	±5	41.9	±0.8	
Not Activated Past 24 Months	100	±1	0	7	16	18	16	41	±2	38.4	±0.4	
Activated Past 24 Months	99	±1	1	10	19	18	15	38	±2	37.2	±0.4	
Not Deployed Past 24 Months	100	±1	1	8	17	18	16	40	±2	37.9	±0.3	
Deployed Past 24 Months	99	±1	1	10	17	18	16	39	±2	37.5	±0.4	
SPOUSE DEMOGRAPHICS												
Male	99	±1	0	7	14	17	13	50	±4	40.4	±0.8	
Female	99	±1	1	9	18	18	16	38	±2	37.4	±0.3	
No College/Some College	99	±1	1	12	18	16	14	39	±2	37.2	±0.4	
4-Year Degree	100	±1	0	6	18	22	18	36	±3	37.6	±0.4	
Graduate/Professional Degree	100	±1	0	2	12	20	19	47	±3	40.0	±0.6	
Non-Hispanic White	100	±1	1	9	18	18	16	39	±2	37.7	±0.3	
Total Minority	99	±1	1	9	16	18	16	40	±3	37.8	±0.5	
Non-Hispanic Black	99	±1	0	4	12	18	14	52	±5	40.5	±0.9	
Hispanic	99	±1	1	13	19	18	17	33	±4	36.2	±0.8	
30 Years Old or Younger	100	±0	3	33	65	0	0	0	±3	26.4	±0.2	
31 to 40 Years Old	100	±0	0	0	0	53	47	0	±3	35.4	±0.2	
More Than 40 Years Old	100	±0	0	0	0	0	0	100	±0	47.5	±0.3	
FAMILY STATUS												
With Child(ren)	99	±1	0	7	16	20	19	38	±2	37.5	±0.3	
Without Child(ren)	99	±1	2	15	21	11	8	43	±3	38.5	±0.7	

Note. Percent responding are Reserve component spouses who answered the question.

8. What age were you on your last birthday?

	Percent Responding		Percentages						Max ME	Average Age		
			1	2	3	4	5	6				
MEMBER COMPONENT BY PAYGRADE												
ARNG Enlisted	99	±1	1	12	21	18	14	34	±3	36.2	±0.5	
E1 – E4	99	±1	4	26	26	17	11	15	±5	31.2	±0.9	
E5 – E9	99	±1	0	5	18	18	16	43	±4	38.6	±0.6	
ARNG Officers	100	±1	0	3	15	19	19	45	±4	39.4	±0.6	
O1 – O3	100	±1	0	6	28	29	19	18	±6	34.3	±0.8	
O4 – O6	100	±1	0	0	2	7	20	71	±6	44.0	±0.8	
USAR Enlisted	99	±1	0	12	20	17	15	34	±4	36.6	±0.6	
E1 – E4	100	±1	1	25	29	16	12	17	±6	31.6	±1.0	
E5 – E9	99	±1	0	6	16	18	17	44	±4	39.2	±0.7	
USAR Officers	100	±1	0	1	8	13	19	59	±4	42.4	±0.6	
O1 – O3	100	±0	1	3	16	21	22	37	±6	37.9	±1.0	
O4 – O6	100	±1	0	0	1	5	17	77	±4	45.7	±0.7	
USNR Enlisted	98	±2	0	9	15	21	17	37	±6	37.4	±0.9	
E1 – E4	99	±1	1	27	28	21	13	10	±6	30.4	±0.9	
E5 – E9	98	±2	0	5	12	22	18	43	±7	39.1	±1.1	
USNR Officers	100	±1	0	0	6	18	19	57	±4	41.9	±0.7	
O1 – O3	99	±1	0	2	16	25	24	33	±6	37.7	±0.8	
O4 – O6	100	±0	0	0	2	15	18	65	±6	43.5	±0.8	
USMCR Enlisted	100	±0	4	36	27	17	9	7	±4	28.9	±0.5	
E1 – E4	100	±0	7	59	24	7	1	1	±6	25.1	±0.6	
E5 – E9	100	±0	1	15	30	25	17	12	±6	32.2	±0.8	
USMCR Officers	100	±0	0	2	9	23	25	42	±5	39.2	±0.6	
O1 – O3	100	±0	0	9	35	42	11	3	±9	31.4	±0.8	
O4 – O6	100	±0	0	0	2	16	28	53	±6	41.3	±0.7	
ANG Enlisted	99	±1	0	6	16	19	15	43	±4	38.7	±0.7	
E1 – E4	99	±1	3	25	32	22	11	7	±6	30.0	±0.8	
E5 – E9	99	±2	0	4	14	19	15	48	±5	39.9	±0.8	
ANG Officers	100	±1	0	1	8	19	22	51	±4	41.1	±0.6	
O1 – O3	100	±1	0	2	21	35	20	22	±6	35.4	±0.7	
O4 – O6	100	±0	0	0	2	11	23	65	±6	43.8	±0.8	
USAFR Enlisted	100	±1	0	6	17	19	17	41	±3	38.8	±0.6	
E1 – E4	100	±0	1	24	35	21	11	9	±7	30.6	±0.9	
E5 – E9	100	±1	0	2	13	19	18	48	±4	40.5	±0.7	
USAFR Officers	99	±1	0	0	5	15	21	59	±3	42.7	±0.5	
O1 – O3	100	±0	0	2	18	36	25	19	±6	35.4	±0.8	
O4 – O6	99	±1	0	0	1	8	19	71	±4	45.0	±0.6	





































Note. Percent responding are Reserve component spouses who answered the question.

9. Do you have a child, children, or other legal dependents?

	Percent Responding		Percentages		Max ME	Percentage With Dependents
			Yes			
MEMBER DEMOGRAPHICS						
Total DoD	100	±1	76	±2		
ARNG	99	±1	77	±3		
USAR	100	±1	75	±3		
USNR	100	±1	78	±4		
USMCR	100	±1	70	±4		
ANG	100	±1	76	±4		
USAFR	100	±1	79	±2		
Enlisted	100	±1	76	±2		
E1 – E4	99	±1	69	±3		
E5 – E9	100	±1	78	±2		
Officers	100	±1	80	±2		
O1 – O3	100	±1	75	±3		
O4 – O6	100	±1	84	±2		
Reserve Unit	100	±1	75	±2		
Military Technician	100	±1	73	±4		
AGR/FTS/AR	100	±1	83	±4		
IMA	100	±0	79	±4		
Not Activated Past 24 Months	100	±1	76	±2		
Activated Past 24 Months	100	±1	77	±2		
Not Deployed Past 24 Months	100	±1	77	±2		
Deployed Past 24 Months	100	±1	76	±2		
SPOUSE DEMOGRAPHICS						
Male	100	±1	73	±4		
Female	100	±1	77	±2		
No College/Some College	100	±1	77	±2		
4-Year Degree	100	±1	76	±3		
Graduate/Professional Degree	100	±1	77	±3		
Non-Hispanic White	100	±1	76	±2		
Total Minority	100	±1	78	±3		
Non-Hispanic Black	100	±1	83	±4		
Hispanic	100	±1	76	±4		
30 Years Old or Younger	100	±1	65	±3		
31 to 40 Years Old	100	±1	86	±2		
More Than 40 Years Old	100	±1	76	±2		
FAMILY STATUS						
With Child(ren)	100	±1	100	±0		
Without Child(ren)	100	±1	4	±2		

Note. Percent responding are Reserve component spouses who answered the question. The definition of "child, children, or other legal dependents" includes anyone in a respondent's family, except their spouse, who has (or is eligible to have) a Uniformed Services Identification and Privilege Card (also called a military ID card) or is eligible for military health care benefits, and is enrolled in the Defense Enrollment Eligibility Reporting System (DEERS).

9. Do you have a child, children, or other legal dependents?

	Percent Responding		Percentages		Max ME	Percentage With Dependents
			Yes			
MEMBER COMPONENT BY PAYGRADE						
ARNG Enlisted	99	±1	76	±3		
E1 – E4	99	±2	70	±5		
E5 – E9	100	±1	79	±3		
ARNG Officers	100	±1	78	±3		
O1 – O3	99	±1	74	±6		
O4 – O6	100	±1	84	±5		
USAR Enlisted	100	±1	74	±4		
E1 – E4	100	±0	69	±7		
E5 – E9	100	±1	76	±4		
USAR Officers	100	±1	80	±3		
O1 – O3	100	±1	76	±6		
O4 – O6	100	±1	84	±4		
USNR Enlisted	100	±0	77	±5		
E1 – E4	100	±0	69	±6		
E5 – E9	100	±0	79	±6		
USNR Officers	100	±1	81	±4		
O1 – O3	100	±1	79	±5		
O4 – O6	100	±1	82	±5		
USMCR Enlisted	100	±1	67	±4		
E1 – E4	100	±1	56	±6		
E5 – E9	100	±1	76	±6		
USMCR Officers	100	±0	80	±4		
O1 – O3	100	±0	68	±8		
O4 – O6	100	±0	83	±5		
ANG Enlisted	100	±1	74	±4		
E1 – E4	99	±2	68	±6		
E5 – E9	100	±1	75	±5		
ANG Officers	99	±1	83	±4		
O1 – O3	100	±1	75	±5		
O4 – O6	99	±1	87	±5		
USAFR Enlisted	100	±1	79	±3		
E1 – E4	100	±1	73	±6		
E5 – E9	100	±1	81	±3		
USAFR Officers	100	±1	79	±3		
O1 – O3	100	±0	71	±6		
O4 – O6	100	±1	82	±4		

Note. Percent responding are Reserve component spouses who answered the question. The definition of "child, children, or other legal dependents" includes anyone in a respondent's family, except their spouse, who has (or is eligible to have) a Uniformed Services Identification and Privilege Card (also called a military ID card) or is eligible for military health care benefits, and is enrolled in the Defense Enrollment Eligibility Reporting System (DEERS).

2012 Survey of Reserve Component Spouses

10. How many children or other dependents do you or your spouse have in each age group?

a. Less than 1 year old

1. None

2. 1 child or other dependent

3. 2 or 3 children or other dependents

4. 4 or more children or other dependents

	Percent Responding		Percentages				Max ME	Average Number of Dependents		
			1	2	3	4				
MEMBER DEMOGRAPHICS										
Total DoD	98	±1	92	8	0	0	±1	1.0	±0.1	
ARNG	98	±1	92	8	0	0	±2	1.0	±0.1	
USAR	98	±1	93	7	0	0	±2	1.0	±0.1	
USNR	99	±1	91	9	0	0	±3	1.0	±0.1	
USMCR	99	±1	84	15	1	0	±3	1.0	±0.1	
ANG	98	±1	93	7	0	0	±2	1.1	±0.1	
USAFR	99	±1	92	8	0	0	±2	1.1	±0.1	
Enlisted	98	±1	92	8	0	0	±1	1.0	±0.1	
E1 – E4	98	±1	87	12	0	0	±3	1.0	±0.1	
E5 – E9	98	±1	93	7	0	0	±1	1.0	±0.1	
Officers	99	±1	93	7	0	0	±1	1.0	±0.1	
O1 – O3	99	±1	87	12	0	0	±3	1.0	±0.1	
O4 – O6	99	±1	96	4	0	0	±1	1.1	±0.1	
Reserve Unit	98	±1	92	8	0	0	±1	1.0	±0.1	
Military Technician	97	±2	93	7	0	0	±3	1.0	±0.1	
AGR/FTS/AR	98	±2	94	6	0	0	±3	1.0	±0.1	
IMA	99	±1	95	5	0	0	±3	1.2	±0.4	
Not Activated Past 24 Months	99	±1	92	8	0	0	±2	1.0	±0.1	
Activated Past 24 Months	98	±1	92	8	0	0	±1	1.0	±0.1	
Not Deployed Past 24 Months	98	±1	92	8	0	0	±1	1.0	±0.1	
Deployed Past 24 Months	98	±1	92	8	0	0	±2	1.1	±0.1	
SPOUSE DEMOGRAPHICS										
Male	98	±2	92	8	0	0	±3	1.0	±0.1	
Female	98	±1	92	8	0	0	±1	1.0	±0.1	
No College/Some College	98	±1	92	8	0	0	±2	1.0	±0.1	
4-Year Degree	99	±1	92	8	0	0	±2	1.0	±0.1	
Graduate/Professional Degree	99	±1	92	8	0	0	±2	1.0	±0.1	
Non-Hispanic White	98	±1	92	8	0	0	±1	1.0	±0.1	
Total Minority	98	±1	92	8	0	0	±2	1.1	±0.1	
Non-Hispanic Black	98	±2	93	7	0	0	±3	1.0	±0.1	
Hispanic	98	±1	92	7	0	0	±3	1.1	±0.2	
30 Years Old or Younger	98	±1	82	18	0	0	±3	1.0	±0.1	
31 to 40 Years Old	99	±1	91	8	0	0	±2	1.0	±0.1	
More Than 40 Years Old	98	±1	99	1	0	0	±1	1.0	±0.1	
FAMILY STATUS										
With Child(ren)	100	±1	89	11	0	0	±1	1.0	±0.1	
Without Child(ren)	100	±1	100	0	0	0	±0	NA		

Note. Percent responding are Reserve component spouses who answered the question. Respondents who did not have children or other legal dependents (Q9) are coded as "None." Average is of those who had at least one child or other legal dependent in this age group (Q10).

NA: Not applicable

10. How many children or other dependents do you or your spouse have in each age group?

a. Less than 1 year old

	Percent Responding		Percentages				Max ME	Average Number of Dependents		
			1	2	3	4				
MEMBER COMPONENT BY PAYGRADE										
ARNG Enlisted	98	±1	92	8	0	0	±2	1.0	±0.1	
E1 – E4	97	±2	88	12	0	0	±4	1.0	±0.1	
E5 – E9	98	±1	93	7	0	0	±2	1.0	±0.1	
ARNG Officers	99	±1	92	8	0	0	±3	1.0	±0.1	
O1 – O3	99	±1	86	14	0	0	±5	1.0	±0.1	
O4 – O6	100	±1	97	3	0	0	±3	1.0	±0.0	
USAR Enlisted	98	±1	92	8	0	0	±2	1.0	±0.1	
E1 – E4	99	±2	90	10	0	0	±4	1.0	±0.0	
E5 – E9	98	±2	93	7	0	0	±3	1.0	±0.1	
USAR Officers	98	±1	94	5	0	0	±2	1.1	±0.1	
O1 – O3	98	±2	90	9	0	0	±5	1.0	±0.1	
O4 – O6	99	±2	97	2	1	0	±2	NR		
USNR Enlisted	98	±2	90	10	0	0	±4	1.0	±0.1	
E1 – E4	100	±1	86	14	0	0	±5	1.1	±0.3	
E5 – E9	98	±2	91	9	0	0	±5	1.0	±0.0	
USNR Officers	100	±1	94	6	0	0	±2	1.0	±0.1	
O1 – O3	99	±1	89	11	0	0	±4	1.0	±0.0	
O4 – O6	100	±1	96	4	0	0	±3	NR		
USMCR Enlisted	99	±1	83	17	1	0	±4	1.0	±0.1	
E1 – E4	99	±1	79	21	0	0	±5	1.0	±0.1	
E5 – E9	99	±1	86	13	1	0	±5	1.1	±0.1	
USMCR Officers	100	±0	89	10	0	0	±3	1.1	±0.1	
O1 – O3	100	±0	74	25	1	0	±8	1.1	±0.2	
O4 – O6	100	±0	94	6	0	0	±4	1.0	±0.1	
ANG Enlisted	98	±2	93	6	0	0	±3	1.1	±0.1	
E1 – E4	97	±2	83	16	1	0	±5	1.1	±0.3	
E5 – E9	98	±2	95	5	0	0	±3	1.0	±0.1	
ANG Officers	99	±1	92	8	0	0	±3	1.0	±0.1	
O1 – O3	99	±2	86	13	1	0	±4	1.0	±0.1	
O4 – O6	99	±2	95	5	0	0	±4	1.0	±0.0	
USAFR Enlisted	99	±1	92	8	0	0	±2	1.1	±0.1	
E1 – E4	97	±3	85	14	1	0	±5	1.0	±0.1	
E5 – E9	99	±1	93	7	0	0	±3	1.1	±0.2	
USAFR Officers	99	±1	94	6	0	0	±2	1.1	±0.1	
O1 – O3	100	±1	85	14	1	0	±5	1.1	±0.2	
O4 – O6	98	±1	97	3	0	0	±2	1.0	±0.0	

Note. Percent responding are Reserve component spouses who answered the question. Respondents who did not have children or other legal dependents (Q9) are coded as "None." Average is of those who had at least one child or other legal dependent in this age group (Q10).

NR: Not reportable

10. How many children or other dependents do you or your spouse have in each age group?

b. 1 year to under 2 years old

1. None 2. 1 child or other dependent 3. 2 or 3 children or other dependents
 4. 4 or more children or other dependents

	Percent Responding		Percentages				Max ME	Average Number of Dependents		
			1	2	3	4				
MEMBER DEMOGRAPHICS										
Total DoD	98	±1	90	10	0	0	±1	1.1	±0.1	
ARNG	98	±1	90	10	0	0	±2	1.0	±0.1	
USAR	98	±1	89	11	0	0	±2	1.1	±0.2	
USNR	99	±1	91	8	1	0	±3	1.1	±0.1	
USMCR	99	±1	84	15	1	0	±3	1.0	±0.1	
ANG	98	±1	91	8	0	0	±3	1.1	±0.1	
USAFR	99	±1	91	8	0	0	±2	1.1	±0.1	
Enlisted	98	±1	89	10	0	0	±2	1.1	±0.1	
E1 – E4	98	±1	85	14	0	0	±3	1.0	±0.1	
E5 – E9	98	±1	91	9	0	0	±2	1.1	±0.1	
Officers	99	±1	91	8	0	0	±2	1.1	±0.1	
O1 – O3	99	±1	86	13	0	0	±3	1.0	±0.1	
O4 – O6	99	±1	94	5	0	0	±2	1.1	±0.1	
Reserve Unit	98	±1	90	10	0	0	±1	1.1	±0.1	
Military Technician	97	±2	93	7	0	0	±3	1.0	±0.1	
AGR/FTS/AR	98	±2	91	8	1	0	±3	1.1	±0.1	
IMA	99	±1	93	6	0	0	±3	1.0	±0.1	
Not Activated Past 24 Months	99	±1	90	10	0	0	±2	1.0	±0.1	
Activated Past 24 Months	98	±1	90	9	0	0	±2	1.1	±0.2	
Not Deployed Past 24 Months	98	±1	89	10	0	0	±2	1.1	±0.1	
Deployed Past 24 Months	98	±1	91	9	0	0	±2	1.1	±0.1	
SPOUSE DEMOGRAPHICS										
Male	98	±2	91	9	0	0	±3	1.1	±0.1	
Female	98	±1	90	10	0	0	±1	1.1	±0.1	
No College/Some College	98	±1	89	10	0	0	±2	1.1	±0.1	
4-Year Degree	99	±1	91	9	0	0	±2	1.0	±0.1	
Graduate/Professional Degree	99	±1	89	10	0	0	±3	1.0	±0.1	
Non-Hispanic White	98	±1	90	10	0	0	±2	1.0	±0.1	
Total Minority	98	±1	90	9	0	0	±2	1.1	±0.2	
Non-Hispanic Black	98	±2	92	8	0	0	±4	1.4	±0.7	
Hispanic	98	±1	89	10	1	0	±3	1.1	±0.1	
30 Years Old or Younger	98	±1	79	20	1	0	±3	1.0	±0.1	
31 to 40 Years Old	99	±1	88	11	1	0	±2	1.1	±0.2	
More Than 40 Years Old	98	±1	98	2	0	0	±1	1.0	±0.1	
FAMILY STATUS										
With Child(ren)	100	±1	86	13	0	0	±2	1.1	±0.1	
Without Child(ren)	100	±1	100	0	0	0	±0	NA		

Note. Percent responding are Reserve component spouses who answered the question. Respondents who did not have children or other legal dependents (Q9) are coded as "None." Average is of those who had at least one child or other legal dependent in this age group (Q10).

NA: Not applicable

10. How many children or other dependents do you or your spouse have in each age group?

b. 1 year to under 2 years old

	Percent Responding		Percentages				Max ME	Average Number of Dependents		
			1	2	3	4				
MEMBER COMPONENT BY PAYGRADE										
ARNG Enlisted	98	±1	89	10	0	0	±2	1.0	±0.1	
E1 – E4	97	±2	86	14	0	0	±5	1.0	±0.1	
E5 – E9	98	±1	91	8	0	0	±3	1.1	±0.1	
ARNG Officers	99	±1	91	9	0	0	±3	1.0	±0.1	
O1 – O3	99	±1	87	13	0	0	±5	1.0	±0.1	
O4 – O6	100	±1	94	6	0	0	±4	1.0	±0.0	
USAR Enlisted	98	±1	88	12	0	0	±3	1.2	±0.3	
E1 – E4	99	±2	86	14	0	0	±6	1.1	±0.2	
E5 – E9	98	±2	89	11	0	0	±3	1.2	±0.4	
USAR Officers	98	±1	91	8	1	0	±3	1.1	±0.1	
O1 – O3	98	±2	86	13	1	0	±5	1.1	±0.1	
O4 – O6	99	±2	96	3	1	0	±3	1.2	±0.2	
USNR Enlisted	98	±2	91	8	1	0	±4	1.1	±0.1	
E1 – E4	100	±1	85	14	1	0	±5	1.0	±0.1	
E5 – E9	98	±2	92	7	1	0	±5	1.1	±0.2	
USNR Officers	100	±1	91	8	0	0	±3	1.0	±0.1	
O1 – O3	99	±1	88	12	0	0	±4	1.0	±0.0	
O4 – O6	100	±1	93	7	0	0	±4	1.0	±0.1	
USMCR Enlisted	99	±1	83	16	1	0	±4	1.0	±0.1	
E1 – E4	99	±1	81	19	0	0	±5	1.0	±0.1	
E5 – E9	99	±1	85	14	1	0	±6	1.1	±0.1	
USMCR Officers	100	±0	88	11	0	0	±3	1.0	±0.1	
O1 – O3	100	±0	77	22	1	0	±8	1.0	±0.1	
O4 – O6	100	±0	92	8	0	0	±4	1.0	±0.0	
ANG Enlisted	98	±2	91	9	1	0	±3	1.1	±0.1	
E1 – E4	97	±2	87	12	0	0	±5	1.0	±0.1	
E5 – E9	98	±2	91	8	1	0	±4	1.1	±0.1	
ANG Officers	99	±1	92	8	0	0	±3	1.1	±0.2	
O1 – O3	99	±2	86	12	1	0	±5	1.2	±0.3	
O4 – O6	99	±2	94	6	0	0	±4	1.0	±0.0	
USAFR Enlisted	99	±1	91	9	0	0	±2	1.0	±0.1	
E1 – E4	97	±3	84	16	0	0	±6	1.0	±0.1	
E5 – E9	99	±1	92	7	0	0	±3	1.0	±0.1	
USAFR Officers	99	±1	92	7	0	0	±2	1.1	±0.2	
O1 – O3	100	±1	87	13	0	0	±5	1.0	±0.1	
O4 – O6	98	±1	94	5	0	0	±3	1.2	±0.3	

Note. Percent responding are Reserve component spouses who answered the question. Respondents who did not have children or other legal dependents (Q9) are coded as "None." Average is of those who had at least one child or other legal dependent in this age group (Q10).

10. How many children or other dependents do you or your spouse have in each age group?**c. 2-5 years old**

1. None
2. 1 child or other dependent
3. 2 or 3 children or other dependents
4. 4 or more children or other dependents

	Percent Responding		Percentages				Max ME	Average Number of Dependents		
			1	2	3	4				
MEMBER DEMOGRAPHICS										
Total DoD	98	±1	72	22	6	0	±2	1.2	±0.1	
ARNG	98	±1	72	22	6	0	±3	1.3	±0.1	
USAR	98	±1	72	23	4	0	±3	1.2	±0.1	
USNR	99	±1	71	23	6	0	±4	1.2	±0.1	
USMCR	99	±1	67	26	7	0	±4	1.2	±0.1	
ANG	98	±1	73	22	5	0	±4	1.2	±0.1	
USAFR	99	±1	74	20	6	0	±3	1.3	±0.1	
Enlisted	98	±1	72	22	5	0	±2	1.2	±0.1	
E1 – E4	98	±1	66	27	6	0	±4	1.2	±0.1	
E5 – E9	98	±1	74	21	5	0	±2	1.2	±0.1	
Officers	99	±1	73	21	6	0	±2	1.3	±0.1	
O1 – O3	99	±1	63	29	8	0	±3	1.3	±0.1	
O4 – O6	99	±1	77	17	6	0	±2	1.3	±0.1	
Reserve Unit	98	±1	72	22	6	0	±2	1.2	±0.1	
Military Technician	97	±2	78	18	5	0	±4	1.2	±0.1	
AGR/FTS/AR	98	±2	74	20	5	0	±4	1.2	±0.1	
IMA	99	±1	74	20	6	0	±4	1.3	±0.1	
Not Activated Past 24 Months	99	±1	72	22	6	0	±2	1.2	±0.1	
Activated Past 24 Months	98	±1	72	22	5	0	±2	1.2	±0.1	
Not Deployed Past 24 Months	98	±1	72	22	6	0	±2	1.2	±0.1	
Deployed Past 24 Months	98	±1	73	22	5	0	±2	1.2	±0.1	
SPOUSE DEMOGRAPHICS										
Male	98	±2	76	19	5	0	±4	1.2	±0.1	
Female	98	±1	72	23	6	0	±2	1.2	±0.1	
No College/Some College	98	±1	73	22	5	0	±2	1.2	±0.1	
4-Year Degree	99	±1	71	23	5	0	±3	1.2	±0.1	
Graduate/Professional Degree	99	±1	72	21	7	0	±3	1.3	±0.1	
Non-Hispanic White	98	±1	72	22	6	0	±2	1.2	±0.1	
Total Minority	98	±1	72	23	5	0	±3	1.2	±0.1	
Non-Hispanic Black	98	±2	73	21	6	0	±5	1.3	±0.2	
Hispanic	98	±1	72	23	5	0	±4	1.2	±0.1	
30 Years Old or Younger	98	±1	61	32	7	0	±3	1.2	±0.1	
31 to 40 Years Old	99	±1	59	32	9	0	±3	1.2	±0.1	
More Than 40 Years Old	98	±1	91	7	2	0	±2	1.3	±0.1	
FAMILY STATUS										
With Child(ren)	100	±1	63	30	7	0	±2	1.2	±0.1	
Without Child(ren)	100	±1	100	0	0	0	±0	NA		

Note. Percent responding are Reserve component spouses who answered the question. Respondents who did not have children or other legal dependents (Q9) are coded as "None." Average is of those who had at least one child or other legal dependent in this age group (Q10).

NA: Not applicable

10. How many children or other dependents do you or your spouse have in each age group?
 c. 2-5 years old

	Percent Responding		Percentages				Max ME	Average Number of Dependents		
			1	2	3	4				
MEMBER COMPONENT BY PAYGRADE										
ARNG Enlisted	98	±1	72	22	6	0	±3	1.3	±0.1	
E1 – E4	97	±2	67	26	7	0	±6	1.2	±0.1	
E5 – E9	98	±1	74	20	6	0	±3	1.3	±0.1	
ARNG Officers	99	±1	72	21	7	0	±4	1.3	±0.2	
O1 – O3	99	±1	62	30	7	1	±6	1.3	±0.2	
O4 – O6	100	±1	79	14	7	0	±6	1.4	±0.2	
USAR Enlisted	98	±1	71	25	4	0	±4	1.2	±0.1	
E1 – E4	99	±2	65	30	5	0	±7	1.2	±0.1	
E5 – E9	98	±2	74	22	4	0	±4	1.2	±0.1	
USAR Officers	98	±1	76	19	5	0	±4	1.2	±0.1	
O1 – O3	98	±2	65	27	7	0	±6	1.2	±0.1	
O4 – O6	99	±2	82	15	3	0	±4	1.3	±0.2	
USNR Enlisted	98	±2	72	23	5	0	±5	1.2	±0.1	
E1 – E4	100	±1	67	27	6	0	±6	1.2	±0.2	
E5 – E9	98	±2	73	23	5	0	±6	1.2	±0.1	
USNR Officers	100	±1	71	22	7	0	±4	1.3	±0.1	
O1 – O3	99	±1	66	26	8	0	±6	1.2	±0.1	
O4 – O6	100	±1	72	20	8	0	±6	1.3	±0.2	
USMCR Enlisted	99	±1	68	26	7	0	±5	1.2	±0.1	
E1 – E4	99	±1	74	21	5	0	±6	1.2	±0.1	
E5 – E9	99	±1	62	30	8	0	±7	1.2	±0.2	
USMCR Officers	100	±0	66	26	8	0	±5	1.3	±0.1	
O1 – O3	100	±0	57	34	9	0	±8	1.2	±0.2	
O4 – O6	100	±0	69	23	7	0	±6	1.3	±0.2	
ANG Enlisted	98	±2	74	22	4	0	±4	1.2	±0.1	
E1 – E4	97	±2	61	33	5	0	±6	1.2	±0.2	
E5 – E9	98	±2	76	20	4	0	±5	1.2	±0.1	
ANG Officers	99	±1	71	22	7	0	±4	1.3	±0.1	
O1 – O3	99	±2	62	26	12	0	±6	1.3	±0.1	
O4 – O6	99	±2	75	21	5	0	±6	1.2	±0.2	
USAFR Enlisted	99	±1	74	20	6	0	±3	1.3	±0.1	
E1 – E4	97	±3	66	25	10	0	±7	1.3	±0.2	
E5 – E9	99	±1	76	19	5	0	±4	1.3	±0.2	
USAFR Officers	99	±1	73	21	6	0	±3	1.2	±0.1	
O1 – O3	100	±1	60	31	9	0	±6	1.2	±0.1	
O4 – O6	98	±1	77	17	6	0	±4	1.3	±0.1	

Note. Percent responding are Reserve component spouses who answered the question. Respondents who did not have children or other legal dependents (Q9) are coded as "None." Average is of those who had at least one child or other legal dependent in this age group (Q10).

10. How many children or other dependents do you or your spouse have in each age group?

d. 6-13 years old

1. None

2. 1 child or other dependent

3. 2 or 3 children or other dependents

4. 4 or more children or other dependents

	Percent Responding		Percentages				Max ME	Average Number of Dependents		
			1	2	3	4				
MEMBER DEMOGRAPHICS										
Total DoD	98	±1	60	23	16	1	±2	1.5	±0.1	
ARNG	98	±1	60	23	16	1	±3	1.6	±0.1	
USAR	98	±1	59	24	16	1	±3	1.5	±0.1	
USNR	99	±1	57	25	16	1	±4	1.6	±0.2	
USMCR	99	±1	71	18	11	0	±3	1.5	±0.1	
ANG	98	±1	61	23	16	1	±4	1.5	±0.1	
USAFR	99	±1	60	23	16	0	±3	1.5	±0.1	
Enlisted	98	±1	61	23	15	1	±2	1.5	±0.1	
E1 – E4	98	±1	69	17	14	1	±4	1.6	±0.1	
E5 – E9	98	±1	58	25	16	1	±2	1.5	±0.1	
Officers	99	±1	57	24	18	1	±2	1.6	±0.1	
O1 – O3	99	±1	63	22	15	0	±3	1.5	±0.1	
O4 – O6	99	±1	53	25	22	1	±3	1.6	±0.1	
Reserve Unit	98	±1	61	22	16	1	±2	1.6	±0.1	
Military Technician	97	±2	61	23	15	1	±4	1.5	±0.2	
AGR/FTS/AR	98	±2	54	27	17	1	±4	1.5	±0.1	
IMA	99	±1	56	23	20	1	±5	1.6	±0.2	
Not Activated Past 24 Months	99	±1	60	24	16	1	±2	1.5	±0.1	
Activated Past 24 Months	98	±1	61	22	16	1	±2	1.6	±0.1	
Not Deployed Past 24 Months	98	±1	60	23	16	1	±2	1.5	±0.1	
Deployed Past 24 Months	98	±1	61	22	16	1	±2	1.6	±0.1	
SPOUSE DEMOGRAPHICS										
Male	98	±2	66	21	13	0	±4	1.4	±0.1	
Female	98	±1	59	23	16	1	±2	1.6	±0.1	
No College/Some College	98	±1	61	23	15	1	±2	1.5	±0.1	
4-Year Degree	99	±1	58	23	18	1	±3	1.6	±0.1	
Graduate/Professional Degree	99	±1	61	23	15	0	±3	1.5	±0.1	
Non-Hispanic White	98	±1	62	22	16	1	±2	1.6	±0.1	
Total Minority	98	±1	57	27	16	1	±3	1.5	±0.1	
Non-Hispanic Black	98	±2	54	29	17	0	±5	1.5	±0.1	
Hispanic	98	±1	58	27	15	1	±5	1.4	±0.1	
30 Years Old or Younger	98	±1	80	13	6	1	±3	1.5	±0.2	
31 to 40 Years Old	99	±1	40	31	27	1	±3	1.6	±0.1	
More Than 40 Years Old	98	±1	64	22	13	0	±2	1.5	±0.1	
FAMILY STATUS										
With Child(ren)	100	±1	47	31	21	1	±2	1.5	±0.1	
Without Child(ren)	100	±1	100	0	0	0	±0	NA		

Note. Percent responding are Reserve component spouses who answered the question. Respondents who did not have children or other legal dependents (Q9) are coded as "None." Average is of those who had at least one child or other legal dependent in this age group (Q10).

NA: Not applicable

10. How many children or other dependents do you or your spouse have in each age group?
d. 6-13 years old

	Percent Responding		Percentages				Max ME	Average Number of Dependents		
			1	2	3	4				
MEMBER COMPONENT BY PAYGRADE										
ARNG Enlisted	98	±1	61	22	16	1	±3	1.6	±0.1	
E1 – E4	97	±2	68	17	15	1	±6	1.7	±0.2	
E5 – E9	98	±1	58	25	16	1	±4	1.5	±0.1	
ARNG Officers	99	±1	58	24	17	0	±4	1.5	±0.1	
O1 – O3	99	±1	61	23	16	0	±6	1.5	±0.2	
O4 – O6	100	±1	52	28	19	1	±6	1.5	±0.2	
USAR Enlisted	98	±1	60	24	15	1	±4	1.5	±0.1	
E1 – E4	99	±2	66	19	15	0	±7	1.6	±0.2	
E5 – E9	98	±2	57	27	15	1	±4	1.5	±0.1	
USAR Officers	98	±1	58	24	17	1	±4	1.6	±0.1	
O1 – O3	98	±2	63	22	14	1	±6	1.5	±0.2	
O4 – O6	99	±2	53	25	20	1	±5	1.6	±0.2	
USNR Enlisted	98	±2	58	27	14	1	±6	1.5	±0.2	
E1 – E4	100	±1	73	16	11	0	±6	1.5	±0.2	
E5 – E9	98	±2	54	29	15	1	±7	1.5	±0.2	
USNR Officers	100	±1	56	22	21	1	±5	1.7	±0.1	
O1 – O3	99	±1	60	22	17	1	±6	1.6	±0.2	
O4 – O6	100	±1	54	22	23	1	±6	1.7	±0.2	
USMCR Enlisted	99	±1	76	16	8	1	±4	1.4	±0.2	
E1 – E4	99	±1	90	8	2	0	±4	1.2	±0.2	
E5 – E9	99	±1	63	23	13	1	±7	1.5	±0.2	
USMCR Officers	100	±0	56	23	20	0	±5	1.6	±0.1	
O1 – O3	100	±0	80	8	11	0	±8	1.6	±0.3	
O4 – O6	100	±0	49	27	23	1	±6	1.6	±0.2	
ANG Enlisted	98	±2	62	22	15	1	±5	1.5	±0.1	
E1 – E4	97	±2	72	15	13	0	±6	1.6	±0.2	
E5 – E9	98	±2	61	23	15	1	±5	1.5	±0.2	
ANG Officers	99	±1	55	24	20	1	±5	1.6	±0.1	
O1 – O3	99	±2	67	20	13	1	±6	1.5	±0.2	
O4 – O6	99	±2	49	26	24	1	±6	1.6	±0.2	
USAFR Enlisted	99	±1	61	23	15	1	±4	1.5	±0.1	
E1 – E4	97	±3	70	20	9	1	±6	1.5	±0.2	
E5 – E9	99	±1	59	24	16	1	±4	1.5	±0.1	
USAFR Officers	99	±1	57	22	20	0	±4	1.6	±0.1	
O1 – O3	100	±1	65	20	14	0	±6	1.5	±0.2	
O4 – O6	98	±1	55	23	22	0	±4	1.6	±0.1	

Note. Percent responding are Reserve component spouses who answered the question. Respondents who did not have children or other legal dependents (Q9) are coded as "None." Average is of those who had at least one child or other legal dependent in this age group (Q10).

**10. How many children or other dependents do you or your spouse have in each age group?
e. 14-18 years old**




































- 1. None
- 2. 1 child or other dependent
- 3. 2 or 3 children or other dependents
- 4. 4 or more children or other dependents

	Percent Responding		Percentages				Max ME	Average Number of Dependents		
			1	2	3	4				
MEMBER DEMOGRAPHICS										
Total DoD	98	±1	76	17	7	0	±2	1.3	±0.1	
ARNG	98	±1	74	18	7	0	±3	1.3	±0.1	
USAR	98	±1	75	18	7	0	±3	1.3	±0.1	
USNR	99	±1	75	18	7	0	±4	1.3	±0.1	
USMCR	99	±1	87	9	4	0	±3	1.4	±0.2	
ANG	98	±1	78	16	7	0	±3	1.3	±0.1	
USAFR	99	±1	75	16	9	0	±3	1.4	±0.1	
Enlisted	98	±1	76	17	7	0	±2	1.3	±0.1	
E1 – E4	98	±1	86	10	4	0	±3	1.4	±0.2	
E5 – E9	98	±1	73	20	7	0	±2	1.3	±0.1	
Officers	99	±1	73	18	9	0	±2	1.4	±0.1	
O1 – O3	99	±1	85	11	4	0	±3	1.3	±0.1	
O4 – O6	99	±1	65	22	13	0	±3	1.4	±0.1	
Reserve Unit	98	±1	77	16	7	0	±2	1.4	±0.1	
Military Technician	97	±2	75	17	8	0	±4	1.4	±0.1	
AGR/FTS/AR	98	±2	68	24	8	0	±4	1.3	±0.1	
IMA	99	±1	70	18	12	0	±5	1.4	±0.1	
Not Activated Past 24 Months	99	±1	76	17	7	0	±2	1.3	±0.1	
Activated Past 24 Months	98	±1	75	17	7	0	±2	1.4	±0.1	
Not Deployed Past 24 Months	98	±1	76	17	7	0	±2	1.3	±0.1	
Deployed Past 24 Months	98	±1	75	17	7	0	±2	1.4	±0.1	
SPOUSE DEMOGRAPHICS										
Male	98	±2	77	17	7	0	±4	1.3	±0.1	
Female	98	±1	75	17	7	0	±2	1.4	±0.1	
No College/Some College	98	±1	74	19	7	0	±2	1.3	±0.1	
4-Year Degree	99	±1	78	15	7	0	±2	1.4	±0.1	
Graduate/Professional Degree	99	±1	77	16	7	0	±3	1.3	±0.1	
Non-Hispanic White	98	±1	75	17	7	0	±2	1.4	±0.1	
Total Minority	98	±1	75	18	6	0	±3	1.3	±0.1	
Non-Hispanic Black	98	±2	72	21	7	0	±5	1.3	±0.2	
Hispanic	98	±1	77	16	7	0	±4	1.4	±0.1	
30 Years Old or Younger	98	±1	98	2	0	0	±2	1.3	±0.3	
31 to 40 Years Old	99	±1	75	18	8	0	±3	1.4	±0.1	
More Than 40 Years Old	98	±1	61	28	11	0	±3	1.3	±0.1	
FAMILY STATUS										
With Child(ren)	100	±1	67	23	10	0	±2	1.3	±0.1	
Without Child(ren)	100	±1	100	0	0	0	±0	NA		

Note. Percent responding are Reserve component spouses who answered the question. Respondents who did not have children or other legal dependents (Q9) are coded as "None." Average is of those who had at least one child or other legal dependent in this age group (Q10).
NA: Not applicable

10. How many children or other dependents do you or your spouse have in each age group?

e. 14-18 years old

	Percent Responding		Percentages				Max ME	Average Number of Dependents		
			1	2	3	4				
MEMBER COMPONENT BY PAYGRADE										
ARNG Enlisted	98	±1	75	18	7	0	±3	1.4	±0.1	
E1 – E4	97	±2	84	11	5	0	±5	1.4	±0.2	
E5 – E9	98	±1	70	21	8	0	±4	1.3	±0.1	
ARNG Officers	99	±1	73	19	8	0	±4	1.3	±0.1	
O1 – O3	99	±1	85	11	3	0	±5	1.2	±0.2	
O4 – O6	100	±1	61	27	12	0	±6	1.4	±0.2	
USAR Enlisted	98	±1	76	18	6	0	±3	1.3	±0.1	
E1 – E4	99	±2	85	12	3	0	±5	1.3	±0.2	
E5 – E9	98	±2	71	22	7	0	±4	1.3	±0.1	
USAR Officers	98	±1	72	19	9	0	±3	1.4	±0.1	
O1 – O3	98	±2	85	10	5	0	±5	1.4	±0.2	
O4 – O6	99	±2	63	24	12	0	±5	1.4	±0.1	
USNR Enlisted	98	±2	76	18	6	0	±5	1.3	±0.2	
E1 – E4	100	±1	86	9	5	0	±5	1.4	±0.2	
E5 – E9	98	±2	74	20	6	0	±6	1.3	±0.2	
USNR Officers	100	±1	73	17	9	0	±4	1.4	±0.2	
O1 – O3	99	±1	79	15	6	0	±5	1.3	±0.2	
O4 – O6	100	±1	70	18	11	0	±6	1.5	±0.2	
USMCR Enlisted	99	±1	91	6	3	0	±3	1.4	±0.2	
E1 – E4	99	±1	98	2	0	0	±3	NR		
E5 – E9	99	±1	85	10	5	0	±5	1.4	±0.2	
USMCR Officers	100	±0	75	18	8	0	±4	1.3	±0.1	
O1 – O3	100	±0	97	3	0	0	±5	NR		
O4 – O6	100	±0	68	22	10	0	±6	1.4	±0.2	
ANG Enlisted	98	±2	79	16	5	0	±4	1.3	±0.1	
E1 – E4	97	±2	90	8	3	0	±4	1.3	±0.2	
E5 – E9	98	±2	78	17	6	0	±5	1.3	±0.2	
ANG Officers	99	±1	72	15	13	0	±4	1.5	±0.1	
O1 – O3	99	±2	84	11	5	0	±5	1.4	±0.2	
O4 – O6	99	±2	67	17	17	0	±6	1.5	±0.2	
USAFR Enlisted	99	±1	77	15	8	0	±3	1.4	±0.1	
E1 – E4	97	±3	91	5	4	0	±5	1.5	±0.3	
E5 – E9	99	±1	74	17	9	0	±4	1.4	±0.1	
USAFR Officers	99	±1	71	19	10	0	±4	1.4	±0.1	
O1 – O3	100	±1	86	11	3	0	±5	1.3	±0.2	
O4 – O6	98	±1	67	21	12	0	±4	1.4	±0.1	

Note. Percent responding are Reserve component spouses who answered the question. Respondents who did not have children or other legal dependents (Q9) are coded as "None." Average is of those who had at least one child or other legal dependent in this age group (Q10).

NR: Not reportable

10. How many children or other dependents do you or your spouse have in each age group?**f. 19-22 years old**

1. None

2. 1 child or other dependent

3. 2 or 3 children or other dependents

4. 4 or more children or other dependents

	Percent Responding		Percentages				Max ME	Average Number of Dependents		
			1	2	3	4				
MEMBER DEMOGRAPHICS										
Total DoD	98	±1	86	11	3	0	±1	1.3	±0.1	
ARNG	98	±1	85	11	4	0	±2	1.3	±0.1	
USAR	98	±1	85	12	2	0	±2	1.2	±0.1	
USNR	99	±1	87	10	3	0	±3	1.3	±0.2	
USMCR	99	±1	95	4	1	0	±2	1.4	±0.3	
ANG	98	±1	86	11	3	0	±3	1.3	±0.2	
USAFR	99	±1	85	11	4	0	±2	1.3	±0.1	
Enlisted	98	±1	86	11	3	0	±2	1.3	±0.1	
E1 – E4	98	±1	94	5	1	0	±2	1.3	±0.2	
E5 – E9	98	±1	83	13	4	0	±2	1.3	±0.1	
Officers	99	±1	84	12	3	0	±2	1.2	±0.1	
O1 – O3	99	±1	93	6	1	0	±2	1.3	±0.2	
O4 – O6	99	±1	79	16	5	0	±2	1.3	±0.1	
Reserve Unit	98	±1	86	10	3	0	±2	1.3	±0.1	
Military Technician	97	±2	83	13	4	0	±3	1.3	±0.1	
AGR/FTS/AR	98	±2	81	15	4	0	±4	1.2	±0.1	
IMA	99	±1	85	10	4	0	±4	1.4	±0.2	
Not Activated Past 24 Months	99	±1	85	11	3	0	±2	1.3	±0.1	
Activated Past 24 Months	98	±1	86	10	3	0	±2	1.3	±0.1	
Not Deployed Past 24 Months	98	±1	85	11	3	0	±2	1.3	±0.1	
Deployed Past 24 Months	98	±1	87	10	3	0	±2	1.3	±0.1	
SPOUSE DEMOGRAPHICS										
Male	98	±2	83	12	4	0	±4	1.3	±0.1	
Female	98	±1	86	11	3	0	±1	1.3	±0.1	
No College/Some College	98	±1	84	12	4	0	±2	1.3	±0.1	
4-Year Degree	99	±1	88	10	2	0	±2	1.2	±0.1	
Graduate/Professional Degree	99	±1	86	11	3	0	±3	1.2	±0.1	
Non-Hispanic White	98	±1	86	11	3	0	±2	1.3	±0.1	
Total Minority	98	±1	85	12	3	0	±3	1.3	±0.1	
Non-Hispanic Black	98	±2	78	17	4	0	±5	1.3	±0.2	
Hispanic	98	±1	87	10	3	0	±4	1.3	±0.2	
30 Years Old or Younger	98	±1	100	0	0	0	±2	1.2	±0.4	
31 to 40 Years Old	99	±1	94	5	1	0	±2	1.2	±0.1	
More Than 40 Years Old	98	±1	69	23	7	0	±2	1.3	±0.1	
FAMILY STATUS										
With Child(ren)	100	±1	81	15	4	0	±2	1.3	±0.1	
Without Child(ren)	100	±1	100	0	0	0	±0	NA		

Note. Percent responding are Reserve component spouses who answered the question. Respondents who did not have children or other legal dependents (Q9) are coded as "None." Average is of those who had at least one child or other legal dependent in this age group (Q10).

NA: Not applicable

10. How many children or other dependents do you or your spouse have in each age group?

f. 19-22 years old

	Percent Responding		Percentages				Max ME	Average Number of Dependents		
			1	2	3	4				
MEMBER COMPONENT BY PAYGRADE										
ARNG Enlisted	98	±1	85	11	4	0	±3	1.3	±0.1	
E1 – E4	97	±2	93	5	2	0	±4	1.3	±0.3	
E5 – E9	98	±1	82	14	5	0	±3	1.3	±0.1	
ARNG Officers	99	±1	83	14	3	0	±3	1.2	±0.1	
O1 – O3	99	±1	93	6	1	0	±4	1.1	±0.2	
O4 – O6	100	±1	74	20	5	0	±6	1.2	±0.2	
USAR Enlisted	98	±1	86	12	2	0	±3	1.2	±0.1	
E1 – E4	99	±2	92	7	1	0	±4	1.3	±0.3	
E5 – E9	98	±2	82	15	3	0	±4	1.2	±0.1	
USAR Officers	98	±1	84	12	4	0	±3	1.3	±0.2	
O1 – O3	98	±2	91	7	2	0	±5	1.2	±0.3	
O4 – O6	99	±2	79	15	5	0	±4	1.3	±0.2	
USNR Enlisted	98	±2	88	10	3	0	±4	1.3	±0.2	
E1 – E4	100	±1	97	3	0	0	±3	1.0	±0.0	
E5 – E9	98	±2	85	11	3	0	±5	1.3	±0.2	
USNR Officers	100	±1	85	11	3	0	±4	1.3	±0.2	
O1 – O3	99	±1	90	8	2	0	±4	1.4	±0.3	
O4 – O6	100	±1	84	13	4	0	±5	1.3	±0.2	
USMCR Enlisted	99	±1	97	3	0	0	±2	1.5	±0.6	
E1 – E4	99	±1	99	1	0	0	±2	NR		
E5 – E9	99	±1	95	4	1	0	±4	1.3	±0.4	
USMCR Officers	100	±0	89	7	4	0	±4	1.4	±0.2	
O1 – O3	100	±0	100	0	0	0	±0	NA		
O4 – O6	100	±0	86	9	5	0	±5	1.4	±0.2	
ANG Enlisted	98	±2	86	10	3	0	±4	1.3	±0.2	
E1 – E4	97	±2	96	3	1	0	±3	NR		
E5 – E9	98	±2	85	11	4	0	±4	1.3	±0.2	
ANG Officers	99	±1	84	13	3	0	±4	1.2	±0.1	
O1 – O3	99	±2	95	4	1	0	±3	1.3	±0.3	
O4 – O6	99	±2	79	17	4	0	±5	1.2	±0.1	
USAFR Enlisted	99	±1	85	11	4	0	±3	1.3	±0.1	
E1 – E4	97	±3	96	3	1	0	±3	NR		
E5 – E9	99	±1	82	13	5	0	±3	1.3	±0.1	
USAFR Officers	99	±1	84	12	4	0	±3	1.3	±0.1	
O1 – O3	100	±1	94	3	2	0	±4	1.7	±0.5	
O4 – O6	98	±1	81	14	4	0	±4	1.2	±0.1	

Note. Percent responding are Reserve component spouses who answered the question. Respondents who did not have children or other legal dependents (Q9) are coded as "None." Average is of those who had at least one child or other legal dependent in this age group (Q10).

NR: Not reportable

NA: Not applicable

10. How many children or other dependents do you or your spouse have in each age group?

g. 23-64 years old


























1. None
2. 1 child or other dependent
3. 2 or 3 children or other dependents
4. 4 or more children or other dependents

	Percent Responding		Percentages				Max ME	Average Number of Dependents		
			1	2	3	4				
MEMBER DEMOGRAPHICS										
Total DoD	98	±1	93	5	2	0	±1	1.6	±0.2	
ARNG	98	±1	93	5	1	1	±2	1.6	±0.3	
USAR	98	±1	93	5	2	1	±2	1.6	±0.4	
USNR	99	±1	94	4	1	0	±3	1.2	±0.2	
USMCR	99	±1	98	2	0	0	±2	1.2	±0.3	
ANG	98	±1	92	5	3	0	±3	1.6	±0.4	
USAFR	99	±1	94	4	2	0	±2	1.4	±0.2	
Enlisted	98	±1	93	5	2	0	±1	1.6	±0.2	
E1 – E4	98	±1	97	2	1	0	±2	1.8	±0.9	
E5 – E9	98	±1	92	6	2	1	±2	1.6	±0.2	
Officers	99	±1	93	5	2	0	±1	1.5	±0.2	
O1 – O3	99	±1	97	2	1	0	±2	1.8	±0.8	
O4 – O6	99	±1	91	6	2	0	±2	1.5	±0.2	
Reserve Unit	98	±1	93	5	2	0	±1	1.6	±0.2	
Military Technician	97	±2	89	7	3	1	±3	1.6	±0.3	
AGR/FTS/AR	98	±2	94	5	1	0	±2	1.5	±0.4	
IMA	99	±1	95	4	1	0	±3	1.4	±0.3	
Not Activated Past 24 Months	99	±1	93	5	2	0	±2	1.6	±0.2	
Activated Past 24 Months	98	±1	94	5	1	0	±1	1.6	±0.3	
Not Deployed Past 24 Months	98	±1	93	5	2	0	±1	1.6	±0.2	
Deployed Past 24 Months	98	±1	94	5	1	0	±1	1.5	±0.3	
SPOUSE DEMOGRAPHICS										
Male	98	±2	92	4	2	1	±3	1.9	±0.5	
Female	98	±1	93	5	2	0	±1	1.5	±0.2	
No College/Some College	98	±1	92	5	2	1	±2	1.7	±0.3	
4-Year Degree	99	±1	95	4	1	0	±2	1.3	±0.2	
Graduate/Professional Degree	99	±1	94	4	2	0	±2	1.6	±0.4	
Non-Hispanic White	98	±1	94	4	2	0	±1	1.5	±0.2	
Total Minority	98	±1	91	6	2	1	±2	1.7	±0.4	
Non-Hispanic Black	98	±2	87	10	2	1	±4	1.6	±0.5	
Hispanic	98	±1	93	4	2	1	±3	1.9	±0.8	
30 Years Old or Younger	98	±1	99	1	0	0	±1	1.1	±0.3	
31 to 40 Years Old	99	±1	98	2	0	0	±1	1.8	±0.7	
More Than 40 Years Old	98	±1	85	10	4	1	±2	1.6	±0.2	
FAMILY STATUS										
With Child(ren)	100	±1	92	5	2	0	±1	1.5	±0.2	
Without Child(ren)	100	±1	96	2	1	1	±2	2.0	±0.7	

Note. Percent responding are Reserve component spouses who answered the question. Respondents who did not have children or other legal dependents (Q9) are coded as "None." Average is of those who had at least one child or other legal dependent in this age group (Q10).

10. How many children or other dependents do you or your spouse have in each age group?

g. 23-64 years old

	Percent Responding		Percentages				Max ME	Average Number of Dependents		
			1	2	3	4				
MEMBER COMPONENT BY PAYGRADE										
ARNG Enlisted	98	±1	93	5	1	1	±2	1.6	±0.4	
E1 – E4	97	±2	97	2	1	0	±3	NR		
E5 – E9	98	±1	92	6	1	1	±3	1.5	±0.3	
ARNG Officers	99	±1	92	5	2	1	±3	1.6	±0.4	
O1 – O3	99	±1	97	2	0	1	±4	NR		
O4 – O6	100	±1	91	7	2	0	±4	1.3	±0.2	
USAR Enlisted	98	±1	93	5	2	1	±2	1.7	±0.5	
E1 – E4	99	±2	96	3	1	0	±4	NR		
E5 – E9	98	±2	91	6	2	1	±3	1.7	±0.6	
USAR Officers	98	±1	93	4	3	0	±2	1.6	±0.3	
O1 – O3	98	±2	96	2	1	0	±4	NR		
O4 – O6	99	±2	91	6	3	1	±3	1.7	±0.3	
USNR Enlisted	98	±2	95	4	1	0	±3	1.2	±0.2	
E1 – E4	100	±1	99	1	0	0	±2	NR		
E5 – E9	98	±2	94	5	1	0	±4	1.2	±0.2	
USNR Officers	100	±1	93	5	2	0	±3	1.4	±0.2	
O1 – O3	99	±1	96	3	1	0	±3	1.4	±0.4	
O4 – O6	100	±1	91	6	3	0	±4	1.3	±0.2	
USMCR Enlisted	99	±1	98	2	0	0	±2	1.0	±0.0	
E1 – E4	99	±1	99	1	0	0	±3	NR		
E5 – E9	99	±1	97	3	0	0	±4	1.0	±0.0	
USMCR Officers	100	±0	98	1	1	0	±2	NR		
O1 – O3	100	±0	100	0	0	0	±0	NA		
O4 – O6	100	±0	97	2	1	0	±3	NR		
ANG Enlisted	98	±2	92	5	3	0	±3	1.6	±0.4	
E1 – E4	97	±2	99	1	0	0	±2	NR		
E5 – E9	98	±2	91	5	4	0	±4	1.6	±0.4	
ANG Officers	99	±1	93	5	2	0	±3	1.6	±0.4	
O1 – O3	99	±2	97	3	0	0	±3	1.0	±0.0	
O4 – O6	99	±2	91	5	3	1	±4	1.7	±0.4	
USAFR Enlisted	99	±1	93	5	2	0	±2	1.4	±0.2	
E1 – E4	97	±3	98	1	0	0	±4	NR		
E5 – E9	99	±1	92	5	2	0	±3	1.4	±0.2	
USAFR Officers	99	±1	94	4	2	0	±2	1.5	±0.3	
O1 – O3	100	±1	99	1	0	0	±2	NR		
O4 – O6	98	±1	93	5	2	0	±3	1.5	±0.3	

Note. Percent responding are Reserve component spouses who answered the question. Respondents who did not have children or other legal dependents (Q9) are coded as "None." Average is of those who had at least one child or other legal dependent in this age group (Q10).

NR: Not reportable

NA: Not applicable

2012 Survey of Reserve Component Spouses

10. How many children or other dependents do you or your spouse have in each age group?

h. 65 years old or older

1. None

2. 1 child or other dependent

3. 2 or 3 children or other dependents

4. 4 or more children or other dependents

	Percent Responding		Percentages				Max ME	Average Number of Dependents		
			1	2	3	4				
MEMBER DEMOGRAPHICS										
Total DoD	98	±1	100	0	0	0	±1	NR		
ARNG	98	±1	100	0	0	0	±1	NR		
USAR	98	±1	100	0	0	0	±1	NR		
USNR	99	±1	100	0	0	0	±1	NR		
USMCR	99	±1	100	0	0	0	±0	NA		
ANG	98	±1	100	0	0	0	±1	NR		
USAFR	99	±1	100	0	0	0	±1	NR		
Enlisted	98	±1	100	0	0	0	±1	NR		
E1 – E4	98	±1	100	0	0	0	±1	NR		
E5 – E9	98	±1	100	0	0	0	±1	NR		
Officers	99	±1	100	0	0	0	±1	1.8	±0.7	
O1 – O3	99	±1	100	0	0	0	±1	NR		
O4 – O6	99	±1	100	0	0	0	±1	NR		
Reserve Unit	98	±1	100	0	0	0	±1	NR		
Military Technician	97	±2	100	0	0	0	±1	NR		
AGR/FTS/AR	98	±2	100	0	0	0	±1	NR		
IMA	99	±1	100	0	0	0	±1	NR		
Not Activated Past 24 Months	99	±1	100	0	0	0	±1	NR		
Activated Past 24 Months	98	±1	100	0	0	0	±1	NR		
Not Deployed Past 24 Months	98	±1	100	0	0	0	±1	NR		
Deployed Past 24 Months	98	±1	100	0	0	0	±1	1.7	±0.7	
SPOUSE DEMOGRAPHICS										
Male	98	±2	100	0	0	0	±1	NR		
Female	98	±1	100	0	0	0	±1	NR		
No College/Some College	98	±1	100	0	0	0	±1	NR		
4-Year Degree	99	±1	100	0	0	0	±1	1.4	±0.6	
Graduate/Professional Degree	99	±1	100	0	0	0	±1	NR		
Non-Hispanic White	98	±1	100	0	0	0	±1	2.0	±1.0	
Total Minority	98	±1	99	0	0	0	±1	NR		
Non-Hispanic Black	98	±2	99	0	0	0	±3	NR		
Hispanic	98	±1	99	0	0	0	±2	NR		
30 Years Old or Younger	98	±1	100	0	0	0	±1	NR		
31 to 40 Years Old	99	±1	100	0	0	0	±1	NR		
More Than 40 Years Old	98	±1	100	0	0	0	±1	1.5	±0.4	
FAMILY STATUS										
With Child(ren)	100	±1	100	0	0	0	±1	NR		
Without Child(ren)	100	±1	100	0	0	0	±1	NR		

Note. Percent responding are Reserve component spouses who answered the question. Respondents who did not have children or other legal dependents (Q9) are coded as "None." Average is of those who had at least one child or other legal dependent in this age group (Q10).

NR: Not reportable

NA: Not applicable

10. How many children or other dependents do you or your spouse have in each age group?
h. 65 years old or older

	Percent Responding		Percentages				Max ME	Average Number of Dependents	
			1	2	3	4			
MEMBER COMPONENT BY PAYGRADE									
ARNG Enlisted	98	±1	100	0	0	0	±1	NR	
E1 – E4	97	±2	100	0	0	0	±0	NA	
E5 – E9	98	±1	100	0	0	0	±1	NR	
ARNG Officers	99	±1	100	0	0	0	±1	NR	
O1 – O3	99	±1	100	0	0	0	±0	NA	
O4 – O6	100	±1	100	0	0	0	±3	NR	
USAR Enlisted	98	±1	99	0	0	0	±2	NR	
E1 – E4	99	±2	99	0	1	0	±4	NR	
E5 – E9	98	±2	99	0	0	0	±2	NR	
USAR Officers	98	±1	100	0	0	0	±1	NR	
O1 – O3	98	±2	100	0	0	0	±0	NA	
O4 – O6	99	±2	99	1	0	0	±2	NR	
USNR Enlisted	98	±2	100	0	0	0	±1	NR	
E1 – E4	100	±1	100	0	0	0	±2	NR	
E5 – E9	98	±2	100	0	0	0	±1	NR	
USNR Officers	100	±1	100	0	0	0	±1	NR	
O1 – O3	99	±1	100	0	0	0	±2	NR	
O4 – O6	100	±1	100	0	0	0	±1	NR	
USMCR Enlisted	99	±1	100	0	0	0	±0	NA	
E1 – E4	99	±1	100	0	0	0	±0	NA	
E5 – E9	99	±1	100	0	0	0	±0	NA	
USMCR Officers	100	±0	100	0	0	0	±0	NA	
O1 – O3	100	±0	100	0	0	0	±0	NA	
O4 – O6	100	±0	100	0	0	0	±0	NA	
ANG Enlisted	98	±2	100	0	0	0	±1	NR	
E1 – E4	97	±2	100	0	0	0	±0	NA	
E5 – E9	98	±2	100	0	0	0	±1	NR	
ANG Officers	99	±1	100	0	0	0	±2	NR	
O1 – O3	99	±2	100	0	0	0	±2	NR	
O4 – O6	99	±2	99	0	0	0	±3	NR	
USAFR Enlisted	99	±1	100	0	0	0	±1	NR	
E1 – E4	97	±3	99	1	0	0	±5	NR	
E5 – E9	99	±1	100	0	0	0	±1	NR	
USAFR Officers	99	±1	100	0	0	0	±1	NR	
O1 – O3	100	±1	100	0	0	0	±2	NR	
O4 – O6	98	±1	100	0	0	0	±2	NR	

Note. Percent responding are Reserve component spouses who answered the question. Respondents who did not have children or other legal dependents (Q9) are coded as "None." Average is of those who had at least one child or other legal dependent in this age group (Q10).

NR: Not reportable

NA: Not applicable

10. Do you or your spouse have children or other dependents in each age group?

- a. Less than 1 year old
- b. 1 year to under 2 years old
- c. 2-5 years old
- d. 6-13 years old
- e. 14-18 years old
- f. 19-22 years old
- g. 23-64 years old
- h. 65 years old or older

	Percent Responding		Percentages								Max ME
			a	b	c	d	e	f	g	h	
MEMBER DEMOGRAPHICS											
Total DoD	98	±1	8	10	28	40	24	14	7	0	±2
ARNG	98	±1	8	10	28	40	26	15	7	0	±3
USAR	98	±1	7	11	28	41	25	15	7	0	±3
USNR	99	±1	9	9	29	43	25	13	6	0	±4
USMCR	99	±1	16	16	33	29	13	5	2	0	±4
ANG	98	±1	7	9	27	39	22	14	8	0	±4
USAFR	99	±1	8	9	26	40	25	15	6	0	±3
Enlisted	98	±1	8	11	28	39	24	14	7	0	±2
E1 – E4	98	±1	13	15	34	31	14	6	3	0	±4
E5 – E9	98	±1	7	9	26	42	27	17	8	0	±2
Officers	99	±1	7	9	27	43	27	16	7	0	±2
O1 – O3	99	±1	13	14	37	37	15	7	3	0	±3
O4 – O6	99	±1	4	6	23	47	35	21	9	0	±3
Reserve Unit	98	±1	8	10	28	39	23	14	7	0	±2
Military Technician	97	±2	7	7	22	39	25	17	11	0	±4
AGR/FTS/AR	98	±2	6	9	26	46	32	19	6	0	±4
IMA	99	±1	5	7	26	44	30	15	5	0	±5
Not Activated Past 24 Months	99	±1	8	10	28	40	24	15	7	0	±2
Activated Past 24 Months	98	±1	8	10	28	39	25	14	6	0	±2
Not Deployed Past 24 Months	98	±1	8	11	28	40	24	15	7	0	±2
Deployed Past 24 Months	98	±1	8	9	27	39	25	13	6	0	±2
SPOUSE DEMOGRAPHICS											
Male	98	±2	8	9	24	34	23	17	8	0	±4
Female	98	±1	8	10	28	41	25	14	7	0	±2
No College/Some College	98	±1	8	11	27	39	26	16	8	0	±2
4-Year Degree	99	±1	8	9	29	42	22	12	5	0	±3
Graduate/Professional Degree	99	±1	8	11	28	39	23	14	6	0	±3
Non-Hispanic White	98	±1	8	10	28	38	25	14	6	0	±2
Total Minority	98	±1	8	10	28	43	25	15	9	1	±3
Non-Hispanic Black	98	±2	7	8	27	46	28	22	13	1	±5
Hispanic	98	±1	8	11	28	42	23	13	7	1	±5
30 Years Old or Younger	98	±1	18	21	39	20	2	0	1	0	±3
31 to 40 Years Old	99	±1	9	12	41	60	25	6	2	0	±3
More Than 40 Years Old	98	±1	1	2	9	36	39	31	15	0	±3
FAMILY STATUS											
With Child(ren)	100	±1	11	14	37	53	33	19	8	0	±2
Without Child(ren)	100	±1	0	0	0	0	0	0	4	0	±2

Note. Percent responding are Reserve component spouses who answered the question. Respondents who did not have a child, children or other legal dependents (O9) are coded as "No."

10. Do you or your spouse have children or other dependents in each age group?

	Percent Responding		Percentages								Max ME
			a	b	c	d	e	f	g	h	
MEMBER COMPONENT BY PAYGRADE											
ARNG Enlisted	98	±1	8	11	28	39	25	15	7	0	±3
E1 – E4	97	±2	12	14	33	32	16	7	3	0	±6
E5 – E9	98	±1	7	9	26	42	30	18	8	0	±4
ARNG Officers	99	±1	8	9	28	42	27	17	8	0	±4
O1 – O3	99	±1	14	13	38	39	15	7	3	0	±6
O4 – O6	100	±1	3	6	21	48	39	26	9	0	±6
USAR Enlisted	98	±1	8	12	29	40	24	14	7	1	±4
E1 – E4	99	±2	10	14	35	34	15	8	4	1	±7
E5 – E9	98	±2	7	11	26	43	29	18	9	1	±4
USAR Officers	98	±1	6	9	24	42	28	16	7	0	±4
O1 – O3	98	±2	10	14	35	37	15	9	4	0	±6
O4 – O6	99	±2	3	4	18	47	37	21	9	1	±5
USNR Enlisted	98	±2	10	9	28	42	24	12	5	0	±6
E1 – E4	100	±1	14	15	33	27	14	3	1	0	±6
E5 – E9	98	±2	9	8	27	46	26	15	6	0	±7
USNR Officers	100	±1	6	9	29	44	27	15	7	0	±5
O1 – O3	99	±1	11	12	34	40	21	10	4	0	±6
O4 – O6	100	±1	4	7	28	46	30	16	9	0	±6
USMCR Enlisted	99	±1	17	17	32	24	9	3	2	0	±5
E1 – E4	99	±1	21	19	26	10	2	1	1	0	±6
E5 – E9	99	±1	14	15	38	37	15	5	3	0	±7
USMCR Officers	100	±0	11	12	34	44	25	11	2	0	±5
O1 – O3	100	±0	26	23	43	20	3	0	0	0	±8
O4 – O6	100	±0	6	8	31	51	32	14	3	0	±6
ANG Enlisted	98	±2	7	9	26	38	21	14	8	0	±5
E1 – E4	97	±2	17	13	39	28	10	4	1	0	±6
E5 – E9	98	±2	5	9	24	39	22	15	9	0	±5
ANG Officers	99	±1	8	8	29	45	28	16	7	0	±5
O1 – O3	99	±2	14	14	38	33	16	5	3	0	±6
O4 – O6	99	±2	5	6	25	51	33	21	9	1	±6
USAFR Enlisted	99	±1	8	9	26	39	23	15	7	0	±4
E1 – E4	97	±3	15	16	34	30	9	4	2	1	±7
E5 – E9	99	±1	7	8	24	41	26	18	8	0	±4
USAFR Officers	99	±1	6	8	27	43	29	16	6	0	±4
O1 – O3	100	±1	15	13	40	35	14	6	1	0	±6
O4 – O6	98	±1	3	6	23	45	33	19	7	0	±4

Note. Percent responding are Reserve component spouses who answered the question. Respondents who did not have a child, children or other legal dependents (Q9) are coded as "No."






































11. In the past 12 months, how many nights has your spouse been away from home because of National Guard/Reserve duties?

1. 0 nights
 2. 1-24 nights
 3. 25-47 nights
 4. 48-180 nights
 5. 181 nights or more

	Percent Responding		Percentages					Max ME	Average Nights Away		
			1	2	3	4	5				
MEMBER DEMOGRAPHICS											
Total DoD	98	±1	13	27	23	24	13	±2	70.6	±1.9	■
ARNG	98	±1	7	26	24	26	18	±3	86.0	±3.5	■
USAR	99	±1	12	29	24	20	14	±3	72.8	±4.4	■
USNR	99	±1	17	24	25	24	10	±4	61.5	±5.7	■
USMCR	99	±1	8	19	30	26	17	±4	82.8	±6.3	■
ANG	99	±1	24	28	18	25	5	±4	44.2	±3.2	■
USAFR	99	±1	19	28	21	26	6	±3	51.0	±3.0	■
Enlisted	98	±1	14	27	23	23	13	±2	69.9	±2.4	■
E1 – E4	98	±1	13	26	20	24	17	±3	80.2	±5.1	■
E5 – E9	98	±1	14	27	24	23	12	±2	66.0	±2.6	■
Officers	99	±1	9	27	23	28	13	±2	73.3	±2.6	■
O1 – O3	99	±1	8	25	22	29	15	±3	81.6	±4.8	■
O4 – O6	99	±1	10	28	24	28	10	±2	63.4	±3.0	■
Reserve Unit	98	±1	12	26	23	24	14	±2	73.9	±2.2	■
Military Technician	99	±1	14	30	23	24	10	±4	60.2	±4.7	■
AGR/FTS/AR	99	±1	16	30	19	29	7	±4	54.4	±5.1	■
IMA	99	±1	26	32	19	16	6	±5	43.1	±6.0	■
Not Activated Past 24 Months	99	±1	17	35	28	17	2	±2	33.0	±1.7	■
Activated Past 24 Months	98	±1	9	18	17	31	25	±2	109.5	±3.3	■
Not Deployed Past 24 Months	99	±1	17	32	27	21	3	±2	40.8	±1.9	■
Deployed Past 24 Months	98	±1	6	15	14	31	34	±2	134.6	±3.8	■
SPOUSE DEMOGRAPHICS											
Male	99	±2	20	36	20	16	8	±4	50.3	±5.5	■
Female	98	±1	12	26	23	25	14	±2	73.5	±2.1	■
No College/Some College	98	±1	14	27	21	23	14	±2	71.3	±2.7	■
4-Year Degree	99	±1	11	26	24	25	13	±3	71.9	±3.7	■
Graduate/Professional Degree	99	±1	12	25	26	27	11	±3	66.3	±4.1	■
Non-Hispanic White	99	±1	12	27	23	25	14	±2	72.0	±2.2	■
Total Minority	98	±1	16	28	22	22	12	±3	67.2	±4.1	■
Non-Hispanic Black	98	±2	15	31	21	21	12	±5	65.7	±7.2	■
Hispanic	98	±2	17	24	22	22	14	±4	72.8	±7.5	■
30 Years Old or Younger	98	±1	12	24	22	26	16	±3	80.6	±4.3	■
31 to 40 Years Old	99	±1	13	26	23	25	12	±3	70.1	±3.4	■
More Than 40 Years Old	99	±1	14	30	23	22	12	±2	64.6	±2.9	■
FAMILY STATUS											
With Child(ren)	98	±1	13	26	24	24	13	±2	69.3	±2.2	■
Without Child(ren)	99	±1	13	28	20	24	15	±3	74.9	±4.2	■

Note. Percent responding are Reserve component spouses who answered the question.

11. In the past 12 months, how many nights has your spouse been away from home because of National Guard/Reserve duties?

	Percent Responding		Percentages					Max ME	Average Nights Away		
			1	2	3	4	5				
MEMBER COMPONENT BY PAYGRADE											
ARNG Enlisted	97	±1	7	26	23	25	18	±3	86.0	±4.2	
E1 – E4	97	±2	10	25	17	26	21	±5	95.7	±8.8	
E5 – E9	98	±1	6	27	26	24	17	±4	81.4	±4.5	
ARNG Officers	99	±1	5	23	25	31	16	±4	86.3	±5.2	
O1 – O3	98	±2	3	21	23	33	20	±6	98.7	±9.2	
O4 – O6	99	±2	8	24	28	30	11	±6	68.4	±7.3	
USAR Enlisted	99	±1	13	29	24	19	14	±4	70.3	±5.6	
E1 – E4	99	±2	15	32	25	17	11	±7	60.9	±8.8	
E5 – E9	99	±1	13	28	24	20	15	±4	75.2	±7.1	
USAR Officers	99	±1	10	29	21	23	16	±4	80.0	±5.8	
O1 – O3	99	±2	13	29	21	23	15	±6	76.0	±9.5	
O4 – O6	99	±1	9	32	22	22	15	±5	76.7	±7.7	
USNR Enlisted	98	±2	21	23	23	23	10	±5	61.1	±7.7	
E1 – E4	98	±2	28	27	16	18	11	±6	56.0	±9.8	
E5 – E9	98	±2	19	22	25	25	10	±6	62.4	±9.2	
USNR Officers	100	±1	10	26	29	26	10	±4	62.4	±6.1	
O1 – O3	99	±1	7	27	34	25	7	±6	59.7	±7.6	
O4 – O6	100	±0	10	26	27	26	11	±6	63.5	±8.0	
USMCR Enlisted	99	±1	7	17	31	26	18	±4	87.6	±8.0	
E1 – E4	98	±2	5	16	35	25	20	±6	90.5	±10.5	
E5 – E9	100	±0	9	18	28	27	17	±6	85.1	±11.9	
USMCR Officers	99	±1	11	26	26	24	13	±5	68.0	±6.6	
O1 – O3	98	±3	11	23	29	19	18	±8	80.6	±15.6	
O4 – O6	100	±1	11	29	25	25	11	±6	62.4	±7.9	
ANG Enlisted	99	±1	27	29	18	22	5	±4	41.0	±3.8	
E1 – E4	99	±2	22	23	14	32	10	±6	64.4	±8.1	
E5 – E9	99	±1	28	29	18	21	4	±5	37.9	±4.2	
ANG Officers	99	±1	11	28	19	35	6	±4	58.1	±4.5	
O1 – O3	99	±2	9	27	17	36	11	±6	70.9	±7.7	
O4 – O6	100	±1	12	28	21	35	4	±6	52.0	±5.6	
USAFR Enlisted	99	±1	22	26	21	25	6	±3	50.5	±3.8	
E1 – E4	99	±2	20	21	14	31	14	±6	74.1	±10.1	
E5 – E9	99	±1	22	28	22	24	4	±4	45.6	±4.1	
USAFR Officers	99	±1	14	31	22	29	5	±4	52.1	±3.9	
O1 – O3	99	±1	17	28	18	30	7	±6	55.7	±7.1	
O4 – O6	99	±1	13	31	23	28	5	±4	50.9	±4.6	

























Note. Percent responding are Reserve component spouses who answered the question.

12. Is your spouse a military technician?

	Percent Responding		Percentages	Max ME	Percentage Reporting Yes
			Yes		
MEMBER DEMOGRAPHICS					
Total DoD	74	±1	18	±2	
ARNG	83	±2	17	±2	
USAR	85	±2	7	±2	
USNR	NA		NA		
USMCR	NA		NA		
ANG	82	±3	36	±4	
USAFR	80	±2	19	±3	
Enlisted	76	±2	19	±2	
E1 – E4	87	±2	8	±2	
E5 – E9	72	±2	24	±2	
Officers	65	±2	13	±2	
O1 – O3	77	±3	6	±2	
O4 – O6	55	±2	14	±3	
Reserve Unit	87	±1	18	±2	
Military Technician	99	±1	100	±0	
AGR/FTS/AR	NA		NA		
IMA	NA		NA		
Not Activated Past 24 Months	72	±2	20	±3	
Activated Past 24 Months	75	±2	16	±2	
Not Deployed Past 24 Months	71	±2	19	±2	
Deployed Past 24 Months	80	±2	16	±2	
SPOUSE DEMOGRAPHICS					
Male	74	±4	18	±4	
Female	74	±2	18	±2	
No College/Some College	76	±2	20	±2	
4-Year Degree	72	±2	16	±3	
Graduate/Professional Degree	68	±3	14	±4	
Non-Hispanic White	74	±2	19	±2	
Total Minority	74	±2	15	±3	
Non-Hispanic Black	76	±4	13	±4	
Hispanic	74	±4	14	±4	
30 Years Old or Younger	80	±2	12	±3	
31 to 40 Years Old	72	±2	17	±3	
More Than 40 Years Old	71	±2	23	±3	
FAMILY STATUS					
With Child(ren)	72	±2	17	±2	
Without Child(ren)	78	±2	20	±3	

Note. Percent responding are Reserve component spouses who answered the question. Spouses of members who are in the USNR or USMCR were not eligible for the item. Spouses of members who were identified as AGR/FTS/AR and IMAs in administrative data were not eligible for the item.
 NA: Not applicable

12. Is your spouse a military technician?





































	Percent Responding		Percentages	Max ME	Percentage Reporting Yes
			Yes		
MEMBER COMPONENT BY PAYGRADE					
ARNG Enlisted	85	±2	16	±3	
E1 – E4	97	±2	8	±4	
E5 – E9	79	±3	21	±4	
ARNG Officers	77	±3	18	±3	
O1 – O3	87	±4	7	±4	
O4 – O6	65	±6	20	±7	
USAR Enlisted	87	±3	8	±3	
E1 – E4	97	±3	5	±4	
E5 – E9	81	±4	10	±3	
USAR Officers	81	±3	5	±2	
O1 – O3	90	±4	2	±3	
O4 – O6	75	±4	5	±3	
USNR Enlisted	NA		NA		
E1 – E4	NA		NA		
E5 – E9	NA		NA		
USNR Officers	NA		NA		
O1 – O3	NA		NA		
O4 – O6	NA		NA		
USMCR Enlisted	NA		NA		
E1 – E4	NA		NA		
E5 – E9	NA		NA		
USMCR Officers	NA		NA		
O1 – O3	NA		NA		
O4 – O6	NA		NA		
ANG Enlisted	83	±4	39	±5	
E1 – E4	95	±3	18	±5	
E5 – E9	81	±4	42	±6	
ANG Officers	79	±4	22	±5	
O1 – O3	90	±4	15	±5	
O4 – O6	73	±6	26	±6	
USAFR Enlisted	87	±3	22	±3	
E1 – E4	96	±3	13	±6	
E5 – E9	86	±3	24	±4	
USAFR Officers	59	±4	9	±3	
O1 – O3	65	±6	5	±4	
O4 – O6	58	±4	10	±4	

Note. Percent responding are Reserve component spouses who answered the question. Spouses of members who are in the USNR or USMCR were not eligible for the item. Spouses of members who were identified as AGR/FTS/AR and IMAs in administrative data were not eligible for the item.

NA: Not applicable






































13. Has your spouse been activated (i.e., called to active duty) in the past 24 months?

1. Yes, my spouse is currently activated 2. Yes, my spouse has been activated in the past 24 months but is not currently activated 3. No

	Percent Responding		Percentages			Max ME	Percentage Reporting Yes		
			1	2	3				
MEMBER DEMOGRAPHICS									
Total DoD	99	±1	20	29	51	±2	49.0	±2.0	
ARNG	99	±1	23	33	44	±3	56.0	±3.0	
USAR	99	±1	20	26	53	±3	47.0	±3.0	
USNR	100	±1	19	23	59	±4	41.0	±4.0	
USMCR	99	±1	24	25	51	±4	49.0	±4.0	
ANG	100	±1	16	30	54	±4	46.0	±4.0	
USAFR	100	±1	16	24	60	±3	40.0	±3.0	
Enlisted	99	±1	20	29	51	±2	49.0	±2.0	
E1 – E4	99	±1	19	30	51	±3	49.0	±3.0	
E5 – E9	99	±1	20	29	51	±2	49.0	±2.0	
Officers	99	±1	23	28	49	±2	51.0	±2.0	
O1 – O3	99	±1	23	30	47	±3	53.0	±3.0	
O4 – O6	99	±1	23	25	53	±3	47.0	±3.0	
Reserve Unit	99	±1	18	32	51	±2	49.0	±2.0	
Military Technician	100	±1	13	31	56	±4	44.0	±4.0	
AGR/FTS/AR	99	±1	38	13	49	±4	51.0	±4.0	
IMA	99	±1	18	21	61	±5	39.0	±5.0	
Not Activated Past 24 Months	100	±0	0	0	100	±0	0.0	±0.0	
Activated Past 24 Months	100	±0	41	59	0	±2	100.0	±0.0	
Not Deployed Past 24 Months	100	±0	12	13	75	±2	25.0	±2.0	
Deployed Past 24 Months	100	±0	37	63	0	±2	100.0	±0.0	
SPOUSE DEMOGRAPHICS									
Male	100	±1	15	22	63	±4	37.0	±4.0	
Female	99	±1	21	30	49	±2	51.0	±2.0	
No College/Some College	99	±1	21	30	50	±2	50.0	±2.0	
4-Year Degree	100	±1	20	28	52	±3	48.0	±3.0	
Graduate/Professional Degree	100	±1	20	29	51	±3	49.0	±3.0	
Non-Hispanic White	99	±1	21	30	50	±2	50.0	±2.0	
Total Minority	100	±1	20	27	53	±3	47.0	±3.0	
Non-Hispanic Black	100	±1	18	26	57	±5	43.0	±5.0	
Hispanic	100	±1	21	28	51	±5	49.0	±5.0	
30 Years Old or Younger	99	±1	23	32	45	±3	55.0	±3.0	
31 to 40 Years Old	99	±1	20	27	52	±3	48.0	±3.0	
More Than 40 Years Old	99	±1	19	28	53	±2	47.0	±2.0	
FAMILY STATUS									
With Child(ren)	99	±1	21	29	50	±2	50.0	±2.0	
Without Child(ren)	99	±1	19	29	52	±3	48.0	±3.0	

Note. Percent responding are Reserve component spouses who answered the question.

13. Has your spouse been activated (i.e., called to active duty) in the past 24 months?

	Percent Responding		Percentages			Max ME	Percentage Reporting Yes		
			1	2	3				
MEMBER COMPONENT BY PAYGRADE									
ARNG Enlisted	99	±1	23	33	44	±3	56.0	±3.0	
E1 – E4	99	±2	22	36	42	±6	58.0	±6.0	
E5 – E9	99	±1	23	32	45	±4	55.0	±4.0	
ARNG Officers	99	±1	26	33	41	±4	59.0	±4.0	
O1 – O3	99	±1	29	35	36	±6	64.0	±6.0	
O4 – O6	100	±1	27	27	46	±6	54.0	±6.0	
USAR Enlisted	100	±1	19	26	55	±4	45.0	±4.0	
E1 – E4	100	±1	12	25	63	±6	37.0	±6.0	
E5 – E9	99	±1	23	27	50	±4	50.0	±4.0	
USAR Officers	99	±1	24	27	49	±4	51.0	±4.0	
O1 – O3	99	±2	22	28	50	±6	50.0	±6.0	
O4 – O6	99	±1	25	25	50	±5	50.0	±5.0	
USNR Enlisted	100	±1	18	24	58	±5	42.0	±5.0	
E1 – E4	100	±0	19	16	65	±6	35.0	±6.0	
E5 – E9	100	±1	18	25	57	±6	43.0	±6.0	
USNR Officers	100	±1	20	21	59	±4	41.0	±4.0	
O1 – O3	100	±1	17	17	66	±5	34.0	±5.0	
O4 – O6	100	±0	21	22	57	±6	43.0	±6.0	
USMCR Enlisted	99	±1	24	26	50	±4	50.0	±4.0	
E1 – E4	99	±2	21	28	51	±5	49.0	±5.0	
E5 – E9	100	±1	26	24	50	±6	50.0	±6.0	
USMCR Officers	100	±1	22	25	53	±5	47.0	±5.0	
O1 – O3	100	±0	29	22	50	±8	50.0	±8.0	
O4 – O6	100	±1	20	24	56	±6	44.0	±6.0	
ANG Enlisted	100	±1	15	31	55	±4	45.0	±4.0	
E1 – E4	99	±1	20	32	48	±6	52.0	±6.0	
E5 – E9	100	±1	14	30	56	±5	44.0	±5.0	
ANG Officers	99	±1	21	28	51	±4	49.0	±4.0	
O1 – O3	99	±1	18	33	49	±5	51.0	±5.0	
O4 – O6	99	±2	22	26	52	±6	48.0	±6.0	
USAFR Enlisted	100	±1	16	24	60	±3	40.0	±3.0	
E1 – E4	99	±2	22	22	55	±7	45.0	±7.0	
E5 – E9	100	±1	15	25	61	±4	39.0	±4.0	
USAFR Officers	99	±1	16	23	61	±3	39.0	±3.0	
O1 – O3	99	±1	13	25	62	±6	38.0	±6.0	
O4 – O6	99	±1	17	22	61	±4	39.0	±4.0	

Note. Percent responding are Reserve component spouses who answered the question.




































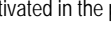

14. Did any of your spouse's activations in the past 24 months result in deployment?

1. Yes, my spouse is currently deployed 2. Yes, my spouse has been deployed in the past 24 months but is not currently deployed 3. No

	Percent Responding		Percentages			Max ME	Percentage Reporting Yes		
			1	2	3				
MEMBER DEMOGRAPHICS									
Total DoD	49	±2	19	46	35	±2	65.0	±2.0	
ARNG	56	±3	21	47	32	±3	68.0	±3.0	
USAR	46	±3	18	40	42	±4	58.0	±4.0	
USNR	41	±4	26	49	26	±6	74.0	±6.0	
USMCR	49	±4	20	44	35	±5	65.0	±5.0	
ANG	45	±4	12	53	36	±5	64.0	±5.0	
USAFR	40	±3	15	43	42	±4	58.0	±4.0	
Enlisted	49	±2	19	46	35	±3	65.0	±3.0	
E1 – E4	49	±3	20	41	39	±4	61.0	±4.0	
E5 – E9	48	±2	19	48	33	±3	67.0	±3.0	
Officers	50	±2	18	45	37	±3	63.0	±3.0	
O1 – O3	53	±3	19	43	38	±4	62.0	±4.0	
O4 – O6	47	±3	17	46	37	±3	63.0	±3.0	
Reserve Unit	49	±2	21	49	30	±2	70.0	±2.0	
Military Technician	43	±4	17	56	28	±6	72.0	±6.0	
AGR/FTS/AR	51	±4	9	25	65	±5	35.0	±5.0	
IMA	39	±5	15	33	52	±7	48.0	±7.0	
Not Activated Past 24 Months	NA		NA	NA	NA		NA		
Activated Past 24 Months	100	±1	19	46	35	±2	65.0	±2.0	
Not Deployed Past 24 Months	25	±2	0	0	100	±0	0.0	±0.0	
Deployed Past 24 Months	100	±0	29	71	0	±2	100.0	±0.0	
SPOUSE DEMOGRAPHICS									
Male	37	±4	11	36	53	±6	47.0	±6.0	
Female	51	±2	20	47	33	±2	67.0	±2.0	
No College/Some College	50	±2	19	46	35	±3	65.0	±3.0	
4-Year Degree	48	±3	22	45	33	±4	67.0	±4.0	
Graduate/Professional Degree	48	±3	16	46	39	±5	61.0	±5.0	
Non-Hispanic White	50	±2	20	47	34	±2	66.0	±2.0	
Total Minority	46	±3	17	44	39	±4	61.0	±4.0	
Non-Hispanic Black	43	±5	17	44	39	±7	61.0	±7.0	
Hispanic	48	±5	17	47	36	±6	64.0	±6.0	
30 Years Old or Younger	54	±3	21	40	39	±4	61.0	±4.0	
31 to 40 Years Old	47	±3	18	48	34	±3	66.0	±3.0	
More Than 40 Years Old	47	±2	18	49	33	±3	67.0	±3.0	
FAMILY STATUS									
With Child(ren)	49	±2	18	46	36	±2	64.0	±2.0	
Without Child(ren)	48	±3	20	48	32	±4	68.0	±4.0	

Note. Percent responding are Reserve component spouses who answered the question and whose husband/wife was activated in the past 24 months (Q13).
 NA: Not applicable

14. Did any of your spouse's activations in the past 24 months result in deployment?

	Percent Responding		Percentages			Max ME	Percentage Reporting Yes		
			1	2	3				
MEMBER COMPONENT BY PAYGRADE									
ARNG Enlisted	55	±3	22	47	31	±4	69.0	±4.0	
E1 – E4	57	±5	24	44	32	±7	68.0	±7.0	
E5 – E9	54	±4	21	49	30	±5	70.0	±5.0	
ARNG Officers	59	±4	19	45	35	±5	65.0	±5.0	
O1 – O3	63	±6	23	43	34	±7	66.0	±7.0	
O4 – O6	54	±6	16	46	38	±8	62.0	±8.0	
USAR Enlisted	45	±4	17	39	44	±5	56.0	±5.0	
E1 – E4	37	±6	13	41	46	±9	54.0	±9.0	
E5 – E9	49	±4	18	39	43	±6	57.0	±6.0	
USAR Officers	50	±4	20	41	38	±5	62.0	±5.0	
O1 – O3	49	±6	16	40	44	±8	56.0	±8.0	
O4 – O6	50	±5	23	41	36	±6	64.0	±6.0	
USNR Enlisted	42	±5	25	51	24	±7	76.0	±7.0	
E1 – E4	35	±6	25	37	38	±10	62.0	±10.0	
E5 – E9	43	±6	25	54	21	±9	79.0	±9.0	
USNR Officers	41	±4	26	44	30	±7	70.0	±7.0	
O1 – O3	34	±5	30	37	33	±9	67.0	±9.0	
O4 – O6	43	±6	25	46	29	±8	71.0	±8.0	
USMCR Enlisted	49	±4	21	45	34	±6	66.0	±6.0	
E1 – E4	48	±5	24	47	29	±8	71.0	±7.0	
E5 – E9	50	±6	18	43	39	±9	61.0	±9.0	
USMCR Officers	47	±5	18	43	39	±6	61.0	±6.0	
O1 – O3	50	±8	18	35	47	±11	53.0	±11.0	
O4 – O6	44	±6	19	45	36	±8	64.0	±8.0	
ANG Enlisted	44	±4	12	53	35	±6	65.0	±6.0	
E1 – E4	52	±6	12	33	55	±7	45.0	±7.0	
E5 – E9	43	±5	12	56	32	±7	68.0	±7.0	
ANG Officers	49	±4	11	52	37	±6	63.0	±6.0	
O1 – O3	51	±5	13	52	35	±7	65.0	±7.0	
O4 – O6	48	±6	10	52	37	±8	63.0	±8.0	
USAFR Enlisted	40	±3	17	42	41	±5	59.0	±5.0	
E1 – E4	44	±7	13	17	70	±9	30.0	±9.0	
E5 – E9	39	±4	18	48	35	±6	65.0	±6.0	
USAFR Officers	39	±3	10	45	45	±5	55.0	±5.0	
O1 – O3	37	±5	13	41	45	±9	55.0	±8.0	
O4 – O6	39	±4	9	46	45	±6	55.0	±6.0	

Note. Percent responding are Reserve component spouses who answered the question and whose husband/wife was activated in the past 24 months (Q13).

15. In the past 24 months, how many times has your spouse been away from home for more than 30 consecutive days because of a deployment?

1. 0 times
4. 3 times

2. 1 time
5. 4 or more times

3. 2 times

	Percent Responding		Percentages					Max ME	Average Number of Deployments		
			1	2	3	4	5				
MEMBER DEMOGRAPHICS											
Total DoD	99	±1	69	22	5	1	4	±1	2.3	±0.2	
ARNG	98	±1	63	26	5	1	5	±2	2.5	±0.2	
USAR	99	±1	74	17	4	1	4	±2	2.8	±0.5	
USNR	99	±1	70	21	5	1	3	±3	2.1	±0.4	
USMCR	99	±1	69	22	4	2	2	±3	1.9	±0.3	
ANG	99	±1	72	20	5	1	2	±3	1.6	±0.2	
USAFR	99	±1	78	17	4	1	1	±2	1.6	±0.2	
Enlisted	99	±1	69	21	4	1	4	±2	2.3	±0.2	
E1 – E4	99	±1	71	21	4	1	4	±3	2.6	±0.4	
E5 – E9	99	±1	69	22	5	1	4	±2	2.3	±0.2	
Officers	99	±1	69	22	5	1	3	±2	2.2	±0.2	
O1 – O3	99	±1	68	23	5	1	4	±3	2.2	±0.4	
O4 – O6	99	±1	71	20	5	1	3	±2	2.1	±0.3	
Reserve Unit	99	±1	67	23	5	1	4	±2	2.3	±0.2	
Military Technician	99	±1	70	21	4	2	3	±4	2.1	±0.3	
AGR/FTS/AR	99	±1	83	12	2	0	2	±3	2.2	±0.5	
IMA	99	±1	82	14	2	1	2	±4	2.5	±0.9	
Not Activated Past 24 Months	100	±0	100	0	0	0	0	±0	NA		
Activated Past 24 Months	99	±1	37	44	9	2	7	±2	2.3	±0.2	
Not Deployed Past 24 Months	100	±0	100	0	0	0	0	±0	NA		
Deployed Past 24 Months	99	±1	3	68	14	4	11	±2	2.3	±0.2	
SPOUSE DEMOGRAPHICS											
Male	99	±1	83	12	2	1	2	±3	2.1	±0.4	
Female	99	±1	67	23	5	1	4	±2	2.3	±0.2	
No College/Some College	99	±1	69	21	5	1	4	±2	2.5	±0.2	
4-Year Degree	99	±1	69	22	5	1	3	±2	2.0	±0.2	
Graduate/Professional Degree	99	±1	71	21	4	1	3	±3	2.1	±0.3	
Non-Hispanic White	99	±1	68	23	4	1	3	±2	2.1	±0.1	
Total Minority	99	±1	73	18	4	1	4	±2	3.0	±0.5	
Non-Hispanic Black	99	±1	75	16	4	1	4	±4	3.5	±1.1	
Hispanic	99	±1	70	20	5	1	5	±4	3.1	±0.7	
30 Years Old or Younger	99	±1	68	23	4	1	3	±3	2.3	±0.3	
31 to 40 Years Old	99	±1	70	21	4	1	3	±2	2.1	±0.2	
More Than 40 Years Old	99	±1	70	21	5	1	4	±2	2.5	±0.3	
FAMILY STATUS											
With Child(ren)	99	±1	70	22	5	1	3	±2	2.2	±0.2	
Without Child(ren)	99	±1	68	22	4	1	5	±3	2.6	±0.3	

Note. Percent responding are Reserve component spouses who answered the question. Spouses who indicated their husband/wife had not been deployed in the past 24 months (Q13/Q14) are coded as "0 times." Average Number of Deployments is of those whose husband/wife had at least one deployment (Q15).

NA: Not applicable

15. In the past 24 months, how many times has your spouse been away from home for more than 30 consecutive days because of a deployment?

	Percent Responding		Percentages					Max ME	Average Number of Deployments		
			1	2	3	4	5				
MEMBER COMPONENT BY PAYGRADE											
ARNG Enlisted	98	±1	63	26	5	1	5	±3	2.6	±0.3	
E1 – E4	98	±2	62	26	5	1	6	±5	2.9	±0.6	
E5 – E9	98	±1	64	25	4	1	5	±3	2.4	±0.2	
ARNG Officers	99	±1	62	28	5	1	4	±3	2.2	±0.3	
O1 – O3	99	±2	59	30	5	1	5	±5	2.1	±0.4	
O4 – O6	99	±1	67	24	4	1	4	±4	2.5	±0.6	
USAR Enlisted	99	±1	75	16	4	1	4	±3	2.9	±0.6	
E1 – E4	100	±1	80	14	2	1	2	±4	2.1	±0.5	
E5 – E9	98	±1	73	17	4	1	5	±3	3.2	±0.8	
USAR Officers	99	±1	70	20	4	2	5	±3	2.6	±0.5	
O1 – O3	98	±2	73	18	4	2	3	±5	2.6	±1.0	
O4 – O6	99	±1	69	20	5	1	5	±4	2.5	±0.5	
USNR Enlisted	99	±1	69	22	6	1	3	±5	2.1	±0.5	
E1 – E4	100	±1	80	15	4	0	1	±5	1.9	±1.0	
E5 – E9	99	±1	67	23	6	1	3	±5	2.1	±0.5	
USNR Officers	99	±1	73	20	4	1	2	±4	2.0	±0.5	
O1 – O3	99	±2	78	14	4	1	2	±5	2.1	±0.7	
O4 – O6	100	±1	71	22	4	0	2	±5	1.8	±0.5	
USMCR Enlisted	98	±1	69	23	4	2	2	±4	1.7	±0.3	
E1 – E4	97	±2	67	25	4	3	1	±5	1.6	±0.3	
E5 – E9	99	±1	70	22	5	1	2	±6	1.7	±0.5	
USMCR Officers	99	±1	72	19	4	1	3	±4	2.6	±0.8	
O1 – O3	100	±0	73	18	4	2	4	±8	2.5	±1.1	
O4 – O6	99	±1	73	19	4	1	3	±5	2.8	±1.1	
ANG Enlisted	99	±1	73	20	5	2	1	±4	1.6	±0.2	
E1 – E4	99	±1	77	18	3	1	1	±4	1.3	±0.2	
E5 – E9	99	±1	72	20	5	2	2	±4	1.6	±0.2	
ANG Officers	99	±1	70	21	6	1	2	±4	1.7	±0.3	
O1 – O3	99	±1	67	21	7	1	3	±4	2.1	±0.6	
O4 – O6	99	±2	71	20	6	1	1	±5	1.5	±0.2	
USAFR Enlisted	100	±1	77	18	4	1	1	±3	1.5	±0.3	
E1 – E4	98	±2	87	9	2	1	1	±5	2.1	±1.3	
E5 – E9	100	±1	75	20	4	0	1	±3	1.5	±0.3	
USAFR Officers	99	±1	80	13	5	1	1	±3	1.8	±0.4	
O1 – O3	99	±2	80	14	4	1	1	±4	1.9	±0.9	
O4 – O6	99	±1	80	13	5	1	1	±3	1.8	±0.5	

Note. Percent responding are Reserve component spouses who answered the question. Spouses who indicated their husband/wife had not been deployed in the past 24 months (Q13/Q14) are coded as "0 times." Average Number of Deployments is of those whose husband/wife had at least one deployment (Q15).

16. Now that your spouse has been deployed multiple times, has coping with deployments become more or less difficult with each experience?

1. Much less difficult
 2. Less difficult
 3. Neither more nor less difficult
 4. More difficult
 5. Much more difficult

	Percent Responding		Percentages					Max ME	Average Difficulty		
			1	2	3	4	5				
MEMBER DEMOGRAPHICS											
Total DoD	8	±1	3	14	42	26	15	±4	3.4	±0.1	
ARNG	9	±1	2	14	41	27	17	±6	3.4	±0.2	
USAR	8	±2	2	12	44	26	16	±8	3.4	±0.2	
USNR	8	±2	7	22	35	23	12	±13	3.1	±0.3	
USMCR	7	±2	2	19	35	30	14	±13	3.4	±0.3	
ANG	8	±2	6	15	44	25	10	±11	3.2	±0.3	
USAFR	5	±1	2	14	51	24	8	±9	3.2	±0.2	
Enlisted	8	±1	3	15	41	25	16	±5	3.4	±0.1	
E1 – E4	7	±2	1	13	42	24	20	±10	3.5	±0.2	
E5 – E9	9	±1	4	15	41	25	15	±5	3.3	±0.1	
Officers	9	±1	3	14	45	28	10	±5	3.3	±0.1	
O1 – O3	9	±2	2	12	43	27	16	±10	3.4	±0.2	
O4 – O6	8	±2	3	15	50	25	7	±7	3.2	±0.2	
Reserve Unit	9	±1	3	14	42	26	15	±4	3.4	±0.1	
Military Technician	8	±2	7	16	42	27	9	±10	3.2	±0.2	
AGR/FTS/AR	5	±2	1	18	47	23	10	±15	3.2	±0.3	
IMA	5	±2	NR	7	37	35	15	±25	3.4	±0.5	
Not Activated Past 24 Months	NA		NA	NA	NA	NA	NA		NA		
Activated Past 24 Months	17	±2	3	14	42	26	15	±4	3.4	±0.1	
Not Deployed Past 24 Months	NA		NA	NA	NA	NA	NA		NA		
Deployed Past 24 Months	26	±2	3	14	42	26	15	±4	3.4	±0.1	
SPOUSE DEMOGRAPHICS											
Male	4	±1	4	11	47	23	16	±19	3.4	±0.3	
Female	9	±1	3	15	42	26	15	±4	3.4	±0.1	
No College/Some College	9	±1	3	14	41	25	17	±5	3.4	±0.1	
4-Year Degree	8	±1	3	15	46	26	11	±7	3.3	±0.2	
Graduate/Professional Degree	7	±2	5	14	39	29	14	±10	3.3	±0.2	
Non-Hispanic White	8	±1	3	13	44	28	12	±4	3.3	±0.1	
Total Minority	9	±2	3	17	38	23	20	±7	3.4	±0.2	
Non-Hispanic Black	8	±3	8	16	35	19	22	±15	3.3	±0.4	
Hispanic	9	±2	1	16	36	23	23	±11	3.5	±0.3	
30 Years Old or Younger	7	±2	3	12	44	25	16	±8	3.4	±0.2	
31 to 40 Years Old	8	±1	3	14	43	28	13	±6	3.3	±0.2	
More Than 40 Years Old	9	±1	3	16	40	25	16	±6	3.4	±0.2	
FAMILY STATUS											
With Child(ren)	8	±1	3	14	41	27	15	±5	3.4	±0.1	
Without Child(ren)	9	±2	2	17	45	24	13	±7	3.3	±0.2	

Note. Percent responding are Reserve component spouses who answered the question and whose husband/wife was activated and deployed multiple times in the past 24 months (Q13/Q14/Q15).

NR: Not reportable

NA: Not applicable

16. Now that your spouse has been deployed multiple times, has coping with deployments become more or less difficult with each experience?

	Percent Responding		Percentages					Max ME	Average Difficulty		
			1	2	3	4	5				
MEMBER COMPONENT BY PAYGRADE											
ARNG Enlisted	9	±2	2	13	41	26	19	±7	3.5	±0.2	
E1 – E4	9	±3	1	10	39	26	24	±14	3.6	±0.3	
E5 – E9	9	±2	2	14	42	26	16	±8	3.4	±0.2	
ARNG Officers	9	±2	2	17	39	31	10	±9	3.3	±0.2	
O1 – O3	10	±3	NR	16	41	26	13	±16	3.3	±0.3	
O4 – O6	9	±3	2	18	44	32	5	±17	3.2	±0.3	
USAR Enlisted	8	±2	2	13	43	24	19	±10	3.5	±0.2	
E1 – E4	5	±2	NR	NR	59	13	11	±21	3.2	±0.4	
E5 – E9	10	±2	2	12	39	27	21	±11	3.5	±0.2	
USAR Officers	10	±2	3	10	47	29	11	±10	3.4	±0.2	
O1 – O3	9	±3	NR	7	39	35	19	±19	3.7	±0.3	
O4 – O6	10	±3	3	14	56	18	8	±13	3.1	±0.3	
USNR Enlisted	8	±3	9	26	33	17	15	±17	3.0	±0.4	
E1 – E4	5	±3	NR	23	NR	NR	NR	±25	3.2	±0.7	
E5 – E9	9	±3	8	27	34	17	13	±20	3.0	±0.4	
USNR Officers	7	±2	3	11	42	38	6	±15	3.3	±0.3	
O1 – O3	7	±3	NR	23	27	29	21	±22	3.5	±0.5	
O4 – O6	7	±3	4	6	47	42	NR	±18	3.3	±0.3	
USMCR Enlisted	7	±3	NR	20	31	31	18	±16	3.5	±0.4	
E1 – E4	6	±3	NR	23	32	32	13	±23	3.3	±0.5	
E5 – E9	8	±4	NR	17	30	31	22	±24	3.6	±0.5	
USMCR Officers	8	±3	6	15	46	29	4	±15	3.1	±0.3	
O1 – O3	8	±5	NR	NR	NR	NR	NR		NR		
O4 – O6	8	±3	6	18	45	28	3	±20	3.0	±0.4	
ANG Enlisted	8	±2	7	15	42	27	9	±13	3.1	±0.3	
E1 – E4	5	±2	8	11	39	NR	4	±23	3.2	±0.5	
E5 – E9	8	±2	7	16	43	26	9	±14	3.1	±0.3	
ANG Officers	9	±2	3	14	50	18	14	±15	3.3	±0.3	
O1 – O3	11	±4	NR	8	57	17	18	±16	3.4	±0.3	
O4 – O6	8	±3	NR	19	46	19	11	±17	3.1	±0.4	
USAFR Enlisted	5	±2	3	16	48	26	8	±12	3.2	±0.2	
E1 – E4	3	±2	NR	NR	NR	NR	NR		3.0	±0.5	
E5 – E9	5	±2	3	14	48	27	8	±13	3.2	±0.3	
USAFR Officers	7	±2	NR	12	58	21	9	±13	3.3	±0.2	
O1 – O3	6	±3	NR	NR	60	23	11	±24	3.4	±0.4	
O4 – O6	7	±2	NR	14	57	20	9	±15	3.2	±0.3	

Note. Percent responding are Reserve component spouses who answered the question and whose husband/wife was activated and deployed multiple times in the past 24 months (Q13/Q14/Q15).

NR: Not reportable

17. Overall, how prepared did you feel when you first learned of your spouse's most recent activation/deployment?

1. Very poorly prepared 2. Poorly prepared 3. Neither well nor poorly prepared
 4. Well prepared 5. Very well prepared

	Percent Responding		Percentages					Max ME	Average Preparedness		
			1	2	3	4	5				
MEMBER DEMOGRAPHICS											
Total DoD	32	±1	6	12	29	39	14	±2	3.4	±0.1	
ARNG	38	±2	6	12	30	40	12	±3	3.4	±0.1	
USAR	27	±2	7	17	28	35	13	±4	3.3	±0.1	
USNR	31	±3	8	10	29	38	14	±6	3.4	±0.2	
USMCR	31	±3	7	17	33	33	10	±6	3.2	±0.2	
ANG	29	±3	2	9	30	41	18	±6	3.6	±0.1	
USAFR	23	±2	4	7	24	43	22	±5	3.7	±0.1	
Enlisted	32	±2	6	12	29	38	13	±3	3.4	±0.1	
E1 – E4	30	±3	9	20	32	30	9	±5	3.1	±0.1	
E5 – E9	32	±2	5	10	28	41	15	±3	3.5	±0.1	
Officers	32	±2	4	10	28	41	16	±3	3.6	±0.1	
O1 – O3	33	±3	4	14	32	40	11	±5	3.4	±0.1	
O4 – O6	29	±2	3	8	25	43	20	±4	3.7	±0.1	
Reserve Unit	34	±2	6	13	29	38	14	±2	3.4	±0.1	
Military Technician	31	±4	3	11	25	45	16	±6	3.6	±0.1	
AGR/FTS/AR	18	±3	3	7	27	44	19	±7	3.7	±0.2	
IMA	19	±4	7	5	23	40	24	±10	3.7	±0.3	
Not Activated Past 24 Months	NA		NA	NA	NA	NA	NA		NA		
Activated Past 24 Months	65	±2	6	12	29	39	14	±2	3.4	±0.1	
Not Deployed Past 24 Months	NA		NA	NA	NA	NA	NA		NA		
Deployed Past 24 Months	100	±1	6	12	29	39	14	±2	3.4	±0.1	
SPOUSE DEMOGRAPHICS											
Male	17	±3	3	14	22	40	22	±8	3.6	±0.2	
Female	34	±2	6	12	30	39	14	±2	3.4	±0.1	
No College/Some College	32	±2	6	13	30	38	14	±3	3.4	±0.1	
4-Year Degree	32	±2	5	11	28	42	14	±4	3.5	±0.1	
Graduate/Professional Degree	29	±3	6	12	28	38	16	±5	3.5	±0.1	
Non-Hispanic White	33	±2	6	12	29	40	14	±2	3.5	±0.1	
Total Minority	28	±2	6	14	29	37	14	±4	3.4	±0.1	
Non-Hispanic Black	26	±4	5	13	28	35	19	±7	3.5	±0.2	
Hispanic	31	±4	8	14	29	37	11	±6	3.3	±0.2	
30 Years Old or Younger	33	±3	8	17	37	30	7	±4	3.1	±0.1	
31 to 40 Years Old	31	±2	6	12	28	41	13	±3	3.4	±0.1	
More Than 40 Years Old	31	±2	4	8	24	43	20	±3	3.7	±0.1	
FAMILY STATUS											
With Child(ren)	31	±2	6	12	29	39	14	±3	3.4	±0.1	
Without Child(ren)	33	±3	6	13	30	37	14	±4	3.4	±0.1	

Note. Percent responding are Reserve component spouses who answered the question and whose husband/wife was activated and deployed in the past 24 months (Q13/Q14).
 NA: Not applicable

17. Overall, how prepared did you feel when you first learned of your spouse's most recent activation/deployment?

	Percent Responding		Percentages					Max ME	Average Preparedness		
			1	2	3	4	5				
MEMBER COMPONENT BY PAYGRADE											
ARNG Enlisted	38	±3	7	12	30	39	12	±4	3.4	±0.1	
E1 – E4	39	±4	10	18	31	31	10	±6	3.1	±0.2	
E5 – E9	38	±3	5	9	30	43	14	±4	3.5	±0.1	
ARNG Officers	38	±3	3	11	29	44	13	±5	3.5	±0.1	
O1 – O3	41	±5	4	13	32	40	11	±8	3.4	±0.2	
O4 – O6	33	±4	3	8	22	53	15	±8	3.7	±0.2	
USAR Enlisted	25	±3	8	18	29	35	11	±5	3.2	±0.2	
E1 – E4	20	±3	6	27	37	23	6	±11	3.0	±0.2	
E5 – E9	28	±3	8	14	26	39	12	±6	3.3	±0.2	
USAR Officers	31	±3	5	14	26	36	19	±5	3.5	±0.2	
O1 – O3	27	±4	5	18	29	37	11	±9	3.3	±0.3	
O4 – O6	32	±4	5	12	25	36	23	±7	3.6	±0.2	
USNR Enlisted	32	±4	9	10	29	38	14	±8	3.4	±0.2	
E1 – E4	22	±5	10	17	24	34	15	±13	3.3	±0.3	
E5 – E9	34	±5	9	9	30	38	14	±9	3.4	±0.2	
USNR Officers	28	±4	7	11	30	38	14	±8	3.4	±0.2	
O1 – O3	23	±5	5	16	31	37	11	±12	3.3	±0.3	
O4 – O6	31	±5	7	10	31	38	15	±9	3.4	±0.2	
USMCR Enlisted	32	±4	9	18	34	32	8	±7	3.1	±0.2	
E1 – E4	34	±5	9	23	33	28	7	±10	3.0	±0.2	
E5 – E9	30	±5	8	13	35	35	8	±11	3.2	±0.3	
USMCR Officers	28	±4	2	12	30	38	17	±8	3.6	±0.2	
O1 – O3	27	±7	7	13	35	35	10	±16	3.3	±0.4	
O4 – O6	28	±5	0	11	29	39	21	±10	3.7	±0.2	
ANG Enlisted	29	±4	3	10	30	40	18	±7	3.6	±0.2	
E1 – E4	23	±4	11	16	36	29	8	±11	3.1	±0.3	
E5 – E9	29	±4	2	10	29	41	19	±7	3.6	±0.2	
ANG Officers	31	±3	1	5	30	46	18	±7	3.7	±0.2	
O1 – O3	33	±4	1	9	39	39	12	±10	3.5	±0.2	
O4 – O6	30	±5	1	2	26	50	21	±9	3.9	±0.2	
USAFR Enlisted	24	±3	5	7	24	43	21	±6	3.7	±0.2	
E1 – E4	13	±4	5	12	27	47	9	±22	3.4	±0.4	
E5 – E9	26	±3	5	6	24	43	22	±6	3.7	±0.2	
USAFR Officers	21	±3	2	6	25	40	26	±7	3.8	±0.2	
O1 – O3	20	±4	2	6	29	51	12	±12	3.7	±0.2	
O4 – O6	21	±3	2	7	23	37	31	±9	3.9	±0.2	

Note. Percent responding are Reserve component spouses who answered the question and whose husband/wife was activated and deployed in the past 24 months (Q13/Q14).

18. At what point did you (or your family) feel the greatest stress?

1. When I first learned of my spouse's deployment
2. Upon my spouse's departure
3. At the beginning of the deployment
4. During the middle of the deployment
5. Towards the end of the deployment
6. During reunion/reintegration

	Percent Responding		Percentages						Max ME
			1	2	3	4	5	6	
MEMBER DEMOGRAPHICS									
Total DoD	31	±1	12	22	23	21	10	11	±2
ARNG	38	±2	10	23	24	20	10	12	±3
USAR	26	±2	14	20	22	24	8	11	±4
USNR	31	±3	18	22	22	22	8	8	±6
USMCR	31	±3	11	24	23	22	8	12	±6
ANG	29	±3	14	21	24	21	11	9	±5
USAFR	22	±2	10	20	24	22	13	11	±5
Enlisted	31	±2	12	23	24	21	10	11	±2
E1 – E4	30	±3	10	21	25	24	11	9	±5
E5 – E9	32	±2	12	23	23	20	9	12	±3
Officers	31	±2	14	19	22	23	11	11	±3
O1 – O3	33	±3	12	19	24	24	11	10	±5
O4 – O6	29	±2	16	20	20	22	10	11	±4
Reserve Unit	34	±2	12	22	23	21	10	11	±2
Military Technician	31	±3	9	22	25	19	12	12	±6
AGR/FTS/AR	17	±3	14	21	25	20	8	12	±7
IMA	18	±4	10	17	11	32	16	14	±10
Not Activated Past 24 Months	NA		NA	NA	NA	NA	NA	NA	
Activated Past 24 Months	64	±2	12	22	23	21	10	11	±2
Not Deployed Past 24 Months	NA		NA	NA	NA	NA	NA	NA	
Deployed Past 24 Months	99	±1	12	22	23	21	10	11	±2
SPOUSE DEMOGRAPHICS									
Male	17	±3	20	18	20	21	12	9	±9
Female	33	±2	12	22	24	21	10	11	±2
No College/Some College	32	±2	12	23	22	21	9	11	±3
4-Year Degree	32	±2	11	20	26	22	11	11	±4
Graduate/Professional Degree	29	±3	15	20	21	22	10	12	±4
Non-Hispanic White	33	±2	11	22	24	21	11	11	±2
Total Minority	28	±2	15	22	22	22	7	11	±4
Non-Hispanic Black	26	±4	21	24	18	24	5	8	±8
Hispanic	31	±4	14	20	20	26	8	12	±6
30 Years Old or Younger	33	±3	9	22	28	22	11	8	±4
31 to 40 Years Old	31	±2	11	21	23	23	9	13	±3
More Than 40 Years Old	31	±2	15	23	21	20	10	12	±3
FAMILY STATUS									
With Child(ren)	31	±2	12	21	24	22	10	12	±2
Without Child(ren)	32	±3	13	25	22	21	11	9	±4

Note. Percent responding are Reserve component spouses who answered the question and whose husband/wife was activated and deployed in the past 24 months (Q13/Q14).

NA: Not applicable

18. At what point did you (or your family) feel the greatest stress?

	Percent Responding		Percentages						Max ME
			1	2	3	4	5	6	
MEMBER COMPONENT BY PAYGRADE									
ARNG Enlisted	37	±3	10	23	24	20	11	13	±4
E1 – E4	38	±4	10	21	24	23	13	9	±7
E5 – E9	37	±3	10	25	23	18	9	14	±4
ARNG Officers	38	±3	12	20	25	21	9	12	±5
O1 – O3	41	±5	12	20	25	22	11	10	±7
O4 – O6	33	±4	14	24	24	18	7	13	±8
USAR Enlisted	25	±3	13	21	22	25	7	12	±5
E1 – E4	20	±3	8	18	24	27	11	12	±10
E5 – E9	27	±3	15	22	21	24	5	13	±6
USAR Officers	31	±3	16	19	23	23	10	9	±5
O1 – O3	27	±4	13	18	25	25	11	8	±9
O4 – O6	31	±4	17	21	23	21	9	10	±7
USNR Enlisted	31	±4	18	22	22	22	7	9	±8
E1 – E4	22	±5	18	24	28	25	4	1	±13
E5 – E9	34	±5	18	22	21	22	7	10	±9
USNR Officers	28	±4	20	21	22	21	10	6	±7
O1 – O3	23	±5	15	26	25	19	4	11	±11
O4 – O6	31	±5	22	19	21	22	12	4	±9
USMCR Enlisted	32	±4	9	25	24	23	7	12	±7
E1 – E4	34	±5	8	29	26	20	7	11	±9
E5 – E9	30	±5	11	21	22	25	8	12	±11
USMCR Officers	28	±4	16	22	19	21	10	13	±8
O1 – O3	26	±7	13	14	27	22	14	10	±17
O4 – O6	28	±5	17	23	17	22	8	13	±10
ANG Enlisted	29	±4	14	22	25	20	10	9	±7
E1 – E4	23	±4	9	23	30	25	9	4	±11
E5 – E9	29	±4	15	22	25	20	10	9	±7
ANG Officers	30	±4	14	18	17	26	14	11	±7
O1 – O3	33	±4	9	14	19	30	18	10	±9
O4 – O6	29	±5	17	19	15	24	12	12	±9
USAFR Enlisted	23	±3	10	23	27	20	12	9	±6
E1 – E4	13	±4	NR	42	25	13	4	9	±17
E5 – E9	25	±3	10	21	27	20	13	9	±6
USAFR Officers	21	±3	11	13	16	29	16	15	±7
O1 – O3	20	±4	13	16	24	28	12	7	±12
O4 – O6	21	±3	11	13	13	29	17	18	±8

Note. Percent responding are Reserve component spouses who answered the question and whose husband/wife was activated and deployed in the past 24 months (Q13/Q14).

NR: Not reportable

19. As a result of your spouse's deployment, have you (or your family) used the following military-provided programs or services?

- a. Counseling services
- b. Pre-activation support (e.g., briefings)
- c. Family centers
- d. Military OneSource
- e. TRICARE medical coverage
- f. TRICARE dental coverage
- g. Other services to families during activation/deployment (e.g., Yellow Ribbon Program)

	Percent Responding		Percentages							Max ME
			a	b	c	d	e	f	g	
MEMBER DEMOGRAPHICS										
Total DoD	32	±1	13	40	9	38	77	44	45	±2
ARNG	38	±2	17	52	11	45	83	48	58	±3
USAR	27	±2	15	32	7	43	76	47	47	±4
USNR	31	±3	9	22	9	30	72	45	11	±6
USMCR	31	±3	10	46	6	45	77	46	21	±6
ANG	29	±3	6	25	6	22	63	30	32	±6
USAFR	23	±2	8	21	11	21	65	37	31	±5
Enlisted	32	±2	14	40	9	40	78	43	47	±3
E1 – E4	30	±3	19	43	10	45	83	41	52	±5
E5 – E9	32	±2	12	39	9	38	76	43	45	±3
Officers	32	±2	11	37	9	32	74	48	40	±3
O1 – O3	33	±3	12	44	8	38	79	50	45	±5
O4 – O6	30	±2	9	31	10	27	70	46	34	±4
Reserve Unit	34	±2	14	40	9	38	76	42	46	±2
Military Technician	31	±4	10	41	8	30	67	31	45	±6
AGR/FTS/AR	18	±3	14	42	10	37	86	67	43	±7
IMA	19	±4	4	14	10	19	63	44	8	±10
Not Activated Past 24 Months	NA		NA	NA	NA	NA	NA	NA	NA	
Activated Past 24 Months	65	±2	13	40	9	38	77	44	45	±2
Not Deployed Past 24 Months	NA		NA	NA	NA	NA	NA	NA	NA	
Deployed Past 24 Months	100	±1	13	40	9	38	77	44	45	±2
SPOUSE DEMOGRAPHICS										
Male	17	±3	13	32	6	23	59	35	32	±8
Female	34	±2	14	40	9	39	78	44	46	±2
No College/Some College	32	±2	14	39	10	39	79	45	46	±3
4-Year Degree	32	±2	12	42	8	38	75	42	45	±4
Graduate/Professional Degree	29	±3	13	37	9	33	68	40	42	±5
Non-Hispanic White	33	±2	13	41	9	38	78	44	47	±2
Total Minority	28	±2	14	35	11	38	74	43	42	±4
Non-Hispanic Black	26	±4	10	31	9	39	73	46	35	±7
Hispanic	31	±4	17	39	11	41	77	45	50	±6
30 Years Old or Younger	33	±3	14	42	8	40	84	41	51	±4
31 to 40 Years Old	31	±2	15	40	10	43	77	45	46	±3
More Than 40 Years Old	31	±2	11	38	10	32	71	44	41	±3
FAMILY STATUS										
With Child(ren)	31	±2	14	40	10	41	80	46	46	±3
Without Child(ren)	33	±3	11	41	7	31	69	38	44	±4

Note. Percent responding are Reserve component spouses who answered the question and whose husband/wife was activated and deployed in the past 24 months (Q13/Q14).

NA: Not applicable


































19. As a result of your spouse's deployment, have you (or your family) used the following military-provided programs or services?

	Percent Responding		Percentages							Max ME
			a	b	c	d	e	f	g	
MEMBER COMPONENT BY PAYGRADE										
ARNG Enlisted	38	±3	17	52	11	45	84	46	58	±4
E1 – E4	39	±4	20	49	12	48	87	42	58	±7
E5 – E9	37	±3	16	53	11	44	82	48	59	±4
ARNG Officers	38	±3	14	55	11	42	81	55	57	±5
O1 – O3	41	±5	14	59	9	47	85	56	60	±8
O4 – O6	33	±4	15	54	14	37	78	58	58	±8
USAR Enlisted	25	±3	16	32	6	47	79	48	50	±5
E1 – E4	20	±3	23	32	4	49	78	38	57	±10
E5 – E9	28	±3	14	32	7	46	79	52	48	±6
USAR Officers	31	±3	12	32	8	32	70	44	39	±5
O1 – O3	28	±4	11	34	6	35	74	43	38	±9
O4 – O6	32	±4	9	30	9	28	67	43	39	±7
USNR Enlisted	32	±4	9	23	9	32	73	43	10	±8
E1 – E4	22	±5	4	26	6	25	69	50	8	±13
E5 – E9	34	±5	10	22	9	33	74	42	11	±9
USNR Officers	28	±4	10	19	10	24	69	51	11	±8
O1 – O3	23	±5	18	22	16	30	73	56	7	±11
O4 – O6	31	±5	7	18	8	22	68	50	12	±9
USMCR Enlisted	32	±4	10	51	6	50	79	46	23	±7
E1 – E4	34	±5	10	53	8	43	79	40	28	±10
E5 – E9	30	±5	11	49	4	58	79	52	18	±11
USMCR Officers	28	±4	9	28	6	28	69	47	16	±8
O1 – O3	27	±7	10	45	NR	33	74	46	10	±16
O4 – O6	28	±5	8	24	8	27	66	47	20	±10
ANG Enlisted	29	±4	6	26	6	22	61	27	33	±7
E1 – E4	23	±4	9	25	6	25	66	30	36	±11
E5 – E9	29	±4	6	26	6	21	61	27	32	±7
ANG Officers	31	±3	7	23	7	22	72	41	28	±7
O1 – O3	33	±4	8	24	5	23	73	45	27	±9
O4 – O6	30	±5	6	22	7	21	71	39	28	±9
USAFR Enlisted	24	±3	8	22	10	23	67	38	34	±6
E1 – E4	13	±4	11	9	15	20	85	46	19	±16
E5 – E9	26	±3	8	24	10	24	65	37	35	±6
USAFR Officers	21	±3	6	18	11	17	59	34	22	±7
O1 – O3	20	±4	4	14	8	17	56	33	27	±12
O4 – O6	21	±3	7	19	12	17	60	34	20	±9

Note. Percent responding are Reserve component spouses who answered the question and whose husband/wife was activated and deployed in the past 24 months (Q13/Q14).

NR: Not reportable





































20. Were you employed during your spouse's most recent activation/deployment?

	Percent Responding		Percentages	Max ME	Percentage Reporting Yes
			Yes		
MEMBER DEMOGRAPHICS					
Total DoD	32	±1	71	±2	
ARNG	38	±2	71	±3	
USAR	27	±2	68	±4	
USNR	31	±3	70	±6	
USMCR	31	±3	71	±6	
ANG	29	±3	75	±5	
USAFR	23	±2	75	±5	
Enlisted	32	±2	72	±2	
E1 – E4	30	±3	68	±5	
E5 – E9	32	±2	73	±3	
Officers	32	±2	69	±3	
O1 – O3	33	±3	71	±5	
O4 – O6	30	±2	67	±4	
Reserve Unit	34	±2	72	±2	
Military Technician	31	±4	75	±5	
AGR/FTS/AR	18	±3	69	±7	
IMA	19	±4	71	±10	
Not Activated Past 24 Months	NA		NA		
Activated Past 24 Months	65	±2	71	±2	
Not Deployed Past 24 Months	NA		NA		
Deployed Past 24 Months	100	±1	71	±2	
SPOUSE DEMOGRAPHICS					
Male	17	±3	86	±6	
Female	34	±2	70	±2	
No College/Some College	32	±2	67	±3	
4-Year Degree	32	±2	75	±3	
Graduate/Professional Degree	29	±3	85	±3	
Non-Hispanic White	33	±2	73	±2	
Total Minority	28	±2	68	±4	
Non-Hispanic Black	26	±4	78	±6	
Hispanic	31	±4	61	±7	
30 Years Old or Younger	33	±3	66	±4	
31 to 40 Years Old	31	±2	69	±3	
More Than 40 Years Old	31	±2	76	±3	
FAMILY STATUS					
With Child(ren)	31	±2	68	±2	
Without Child(ren)	33	±3	80	±3	

Note. Percent responding are Reserve component spouses who answered the question and whose husband/wife was activated and deployed in the past 24 months (Q13/Q14).

NA: Not applicable

20. Were you employed during your spouse's most recent activation/deployment?

	Percent Responding		Percentages	Max ME	Percentage Reporting Yes
			Yes		
MEMBER COMPONENT BY PAYGRADE					
ARNG Enlisted	38	±3	70	±4	
E1 – E4	39	±4	67	±6	
E5 – E9	37	±3	72	±4	
ARNG Officers	38	±3	74	±5	
O1 – O3	41	±5	71	±7	
O4 – O6	33	±4	76	±7	
USAR Enlisted	25	±3	69	±5	
E1 – E4	20	±3	70	±9	
E5 – E9	28	±3	69	±6	
USAR Officers	31	±3	67	±5	
O1 – O3	28	±4	70	±9	
O4 – O6	32	±4	64	±7	
USNR Enlisted	32	±4	72	±8	
E1 – E4	22	±5	62	±13	
E5 – E9	34	±5	73	±9	
USNR Officers	28	±4	66	±8	
O1 – O3	23	±5	63	±12	
O4 – O6	31	±5	66	±9	
USMCR Enlisted	32	±4	73	±7	
E1 – E4	34	±5	70	±9	
E5 – E9	31	±5	76	±10	
USMCR Officers	28	±4	67	±8	
O1 – O3	27	±7	61	±16	
O4 – O6	28	±5	68	±10	
ANG Enlisted	29	±4	78	±6	
E1 – E4	23	±4	75	±10	
E5 – E9	29	±4	78	±7	
ANG Officers	31	±3	67	±7	
O1 – O3	33	±4	76	±9	
O4 – O6	30	±5	62	±9	
USAFR Enlisted	24	±3	77	±5	
E1 – E4	13	±4	69	±16	
E5 – E9	26	±3	78	±6	
USAFR Officers	21	±3	67	±7	
O1 – O3	20	±4	71	±12	
O4 – O6	21	±3	66	±8	

Note. Percent responding are Reserve component spouses who answered the question and whose husband/wife was activated and deployed in the past 24 months (Q13/Q14).

21. Because of your spouse's most recent activation/deployment, did you have to...

a. Take time off work?

b. Reduce the number of hours you worked?

c. Leave your job?

	Percent Responding		Percentages			Max ME
			a	b	c	
MEMBER DEMOGRAPHICS						
Total DoD	23	±1	52	27	7	±3
ARNG	27	±2	57	27	8	±4
USAR	18	±2	52	28	7	±5
USNR	22	±3	47	30	6	±7
USMCR	22	±3	57	26	6	±7
ANG	22	±3	44	24	3	±6
USAFR	17	±2	45	22	2	±6
Enlisted	23	±2	53	26	7	±3
E1 – E4	20	±2	61	29	11	±6
E5 – E9	24	±2	50	25	5	±3
Officers	22	±2	51	30	6	±4
O1 – O3	23	±2	57	30	8	±6
O4 – O6	20	±2	46	29	5	±5
Reserve Unit	24	±1	53	26	7	±3
Military Technician	24	±3	47	25	4	±7
AGR/FTS/AR	12	±2	44	29	4	±9
IMA	13	±3	47	32	3	±12
Not Activated Past 24 Months	NA		NA	NA	NA	
Activated Past 24 Months	46	±2	52	27	7	±3
Not Deployed Past 24 Months	NA		NA	NA	NA	
Deployed Past 24 Months	71	±2	52	27	7	±3
SPOUSE DEMOGRAPHICS						
Male	15	±3	50	30	5	±9
Female	24	±1	53	26	7	±3
No College/Some College	21	±2	52	26	8	±4
4-Year Degree	24	±2	54	27	5	±4
Graduate/Professional Degree	25	±3	52	28	6	±5
Non-Hispanic White	24	±2	54	27	6	±3
Total Minority	19	±2	48	27	7	±5
Non-Hispanic Black	20	±4	39	15	7	±8
Hispanic	19	±3	50	27	8	±8
30 Years Old or Younger	22	±2	60	27	10	±5
31 to 40 Years Old	22	±2	53	29	6	±4
More Than 40 Years Old	24	±2	48	24	5	±4
FAMILY STATUS						
With Child(ren)	21	±1	54	32	7	±3
Without Child(ren)	26	±2	49	15	4	±4

Note. Percent responding are Reserve component spouses who answered the question, whose husband/wife was activated and deployed in the past 24 months (Q13/Q14), and who indicated they were employed during their spouse's most recent activation/deployment (Q20).

NA: Not applicable

21. Because of your spouse's most recent activation/deployment, did you have to...

	Percent Responding		Percentages			Max ME
			a	b	c	
MEMBER COMPONENT BY PAYGRADE						
ARNG Enlisted	27	±2	57	27	9	±4
E1 – E4	26	±4	64	29	12	±8
E5 – E9	27	±3	54	25	7	±5
ARNG Officers	28	±3	56	28	7	±6
O1 – O3	29	±4	63	28	10	±9
O4 – O6	25	±4	49	23	7	±9
USAR Enlisted	17	±2	55	27	7	±6
E1 – E4	14	±3	58	35	11	±13
E5 – E9	19	±3	53	24	5	±7
USAR Officers	21	±3	47	32	7	±7
O1 – O3	19	±4	48	34	8	±12
O4 – O6	20	±3	46	29	5	±9
USNR Enlisted	23	±4	48	29	6	±9
E1 – E4	13	±4	52	21	6	±16
E5 – E9	25	±5	47	29	6	±10
USNR Officers	19	±3	44	33	4	±9
O1 – O3	14	±4	41	32	5	±14
O4 – O6	20	±4	44	34	4	±11
USMCR Enlisted	24	±4	58	23	5	±9
E1 – E4	24	±5	62	20	6	±11
E5 – E9	23	±5	55	26	5	±13
USMCR Officers	19	±4	52	40	7	±10
O1 – O3	16	±6	36	27	5	±21
O4 – O6	19	±5	55	48	8	±12
ANG Enlisted	22	±3	43	24	3	±8
E1 – E4	17	±4	47	17	7	±12
E5 – E9	23	±4	43	24	3	±8
ANG Officers	21	±3	47	27	4	±8
O1 – O3	25	±4	56	29	6	±11
O4 – O6	18	±4	41	26	2	±12
USAFR Enlisted	18	±2	44	20	2	±7
E1 – E4	9	±4	42	22	NR	±24
E5 – E9	20	±3	45	20	2	±7
USAFR Officers	14	±3	48	30	1	±9
O1 – O3	14	±4	55	28	NR	±15
O4 – O6	14	±3	46	30	1	±10

Note. Percent responding are Reserve component spouses who answered the question, whose husband/wife was activated and deployed in the past 24 months (Q13/Q14), and who indicated they were employed during their spouse's most recent activation/deployment (Q20).

NR: Not reportable

22. During your spouse's most recent activation/deployment, did you lose money or have any additional expenses because of the following?

a. Loss of my job

1. Yes

2. No

3. Not applicable

	Percent Responding		Percentages			Max ME	Percentage Reporting Yes		
			1	2	3				
MEMBER DEMOGRAPHICS									
Total DoD	31	±1	8	65	27	±2	11.0	±2.0	
ARNG	37	±2	10	66	24	±3	13.0	±3.0	
USAR	26	±2	10	60	30	±4	14.0	±4.0	
USNR	31	±3	7	65	28	±6	9.0	±5.0	
USMCR	31	±3	6	68	26	±6	8.0	±4.0	
ANG	29	±3	3	68	29	±6	5.0	±4.0	
USAFR	22	±2	4	67	28	±5	6.0	±4.0	
Enlisted	31	±2	9	65	26	±3	12.0	±2.0	
E1 – E4	29	±3	10	62	28	±5	14.0	±4.0	
E5 – E9	32	±2	8	66	26	±3	11.0	±3.0	
Officers	31	±2	7	65	28	±3	10.0	±3.0	
O1 – O3	33	±3	8	66	25	±5	11.0	±5.0	
O4 – O6	29	±2	5	64	31	±4	7.0	±3.0	
Reserve Unit	34	±2	8	65	27	±2	11.0	±2.0	
Military Technician	31	±3	5	71	23	±5	7.0	±3.0	
AGR/FTS/AR	17	±3	7	67	26	±7	9.0	±4.0	
IMA	19	±4	3	69	28	±9	5.0	±7.0	
Not Activated Past 24 Months	NA		NA	NA	NA		NA		
Activated Past 24 Months	64	±2	8	65	27	±2	11.0	±2.0	
Not Deployed Past 24 Months	NA		NA	NA	NA		NA		
Deployed Past 24 Months	98	±1	8	65	27	±2	11.0	±2.0	
SPOUSE DEMOGRAPHICS									
Male	17	±3	8	69	23	±8	11.0	±8.0	
Female	33	±2	8	65	27	±2	11.0	±2.0	
No College/Some College	32	±2	9	62	28	±3	13.0	±3.0	
4-Year Degree	32	±2	7	67	26	±4	10.0	±3.0	
Graduate/Professional Degree	29	±3	6	73	21	±4	8.0	±4.0	
Non-Hispanic White	33	±2	7	67	26	±2	10.0	±2.0	
Total Minority	27	±2	11	60	29	±4	15.0	±4.0	
Non-Hispanic Black	25	±4	10	67	23	±7	12.0	±8.0	
Hispanic	30	±4	12	58	30	±7	18.0	±7.0	
30 Years Old or Younger	32	±3	8	62	31	±4	11.0	±3.0	
31 to 40 Years Old	31	±2	9	64	27	±3	13.0	±3.0	
More Than 40 Years Old	31	±2	8	68	24	±3	10.0	±3.0	
FAMILY STATUS									
With Child(ren)	31	±2	9	63	28	±3	12.0	±2.0	
Without Child(ren)	32	±3	7	70	23	±4	9.0	±3.0	

Note. Percent responding are Reserve component spouses who answered the question and whose husband/wife was activated and deployed in the past 24 months (Q13/Q14). Percentage Reporting Yes does not include those who indicated the item was "Not applicable."

NA: Not applicable

22. During your spouse's most recent activation/deployment, did you lose money or have any additional expenses because of the following?

a. Loss of my job

	Percent Responding		Percentages			Max ME	Percentage Reporting Yes		
			1	2	3				
MEMBER COMPONENT BY PAYGRADE									
ARNG Enlisted	37	±3	10	65	25	±4	14.0	±3.0	■
E1 – E4	38	±4	11	61	28	±6	15.0	±5.0	■
E5 – E9	37	±3	10	67	23	±4	13.0	±4.0	■
ARNG Officers	38	±3	8	69	23	±5	11.0	±4.0	■
O1 – O3	41	±5	9	70	20	±7	12.0	±7.0	■
O4 – O6	33	±4	6	66	28	±8	9.0	±8.0	■
USAR Enlisted	25	±3	10	59	31	±5	14.0	±5.0	■
E1 – E4	20	±3	11	60	29	±10	15.0	±8.0	■
E5 – E9	27	±3	10	59	31	±6	14.0	±7.0	■
USAR Officers	31	±3	9	61	29	±6	13.0	±5.0	■
O1 – O3	27	±4	9	62	29	±9	12.0	±8.0	■
O4 – O6	31	±4	7	64	28	±7	10.0	±6.0	■
USNR Enlisted	32	±4	7	67	26	±8	10.0	±7.0	■
E1 – E4	22	±5	7	66	28	±13	10.0	±13.0	■
E5 – E9	34	±5	7	67	26	±9	10.0	±8.0	■
USNR Officers	28	±4	5	61	34	±8	8.0	±7.0	■
O1 – O3	23	±5	4	59	37	±12	6.0	±10.0	■
O4 – O6	30	±5	6	61	33	±9	8.0	±8.0	■
USMCR Enlisted	32	±4	5	67	27	±7	7.0	±6.0	■
E1 – E4	34	±5	8	64	28	±10	11.0	±9.0	■
E5 – E9	30	±5	2	71	27	±10	3.0	±7.0	■
USMCR Officers	28	±4	9	68	23	±8	11.0	±7.0	■
O1 – O3	27	±7	17	68	16	±16	20.0	±18.0	■
O4 – O6	28	±5	6	70	24	±10	8.0	±10.0	■
ANG Enlisted	28	±4	3	69	28	±7	5.0	±4.0	■
E1 – E4	22	±4	6	68	26	±11	8.0	±10.0	■
E5 – E9	29	±4	3	69	28	±7	4.0	±5.0	■
ANG Officers	30	±3	4	63	32	±7	6.0	±5.0	■
O1 – O3	32	±4	8	63	28	±9	12.0	±9.0	■
O4 – O6	29	±4	2	63	35	±9	3.0	±6.0	■
USAFR Enlisted	23	±3	5	69	26	±6	7.0	±5.0	■
E1 – E4	13	±4	4	70	26	±16	6.0	±15.0	■
E5 – E9	25	±3	5	69	26	±6	7.0	±6.0	■
USAFR Officers	21	±3	1	63	35	±7	2.0	±4.0	■
O1 – O3	20	±4	2	61	38	±12	3.0	±12.0	■
O4 – O6	21	±3	1	64	35	±8	2.0	±6.0	■

Note. Percent responding are Reserve component spouses who answered the question and whose husband/wife was activated and deployed in the past 24 months (Q13/Q14). Percentage Reporting Yes does not include those who indicated the item was "Not applicable."

22. During your spouse's most recent activation/deployment, did you lose money or have any additional expenses because of the following?

b. Reduction in my spouse's earnings

1. Yes

2. No

3. Not applicable

	Percent Responding		Percentages			Max ME	Percentage Reporting Yes		
			1	2	3				
MEMBER DEMOGRAPHICS									
Total DoD	31	±1	13	78	9	±2	14.0	±2.0	
ARNG	37	±2	10	81	9	±3	11.0	±3.0	
USAR	26	±2	15	74	11	±4	17.0	±4.0	
USNR	30	±3	19	73	8	±6	21.0	±6.0	
USMCR	31	±3	16	74	10	±6	17.0	±5.0	
ANG	29	±3	15	77	8	±5	16.0	±5.0	
USAFR	22	±2	15	76	9	±5	16.0	±4.0	
Enlisted	31	±2	13	78	9	±2	14.0	±2.0	
E1 – E4	29	±3	12	79	10	±4	13.0	±4.0	
E5 – E9	32	±2	13	78	9	±3	14.0	±3.0	
Officers	31	±2	14	78	8	±3	16.0	±3.0	
O1 – O3	32	±3	13	80	7	±4	14.0	±4.0	
O4 – O6	29	±2	16	75	9	±4	17.0	±3.0	
Reserve Unit	33	±2	14	77	9	±2	15.0	±2.0	
Military Technician	31	±3	8	85	8	±5	8.0	±4.0	
AGR/FTS/AR	17	±3	4	84	12	±6	4.0	±7.0	
IMA	19	±4	18	74	8	±10	20.0	±11.0	
Not Activated Past 24 Months	NA		NA	NA	NA		NA		
Activated Past 24 Months	63	±2	13	78	9	±2	14.0	±2.0	
Not Deployed Past 24 Months	NA		NA	NA	NA		NA		
Deployed Past 24 Months	98	±1	13	78	9	±2	14.0	±2.0	
SPOUSE DEMOGRAPHICS									
Male	17	±3	11	81	8	±6	12.0	±6.0	
Female	33	±2	13	78	9	±2	15.0	±2.0	
No College/Some College	31	±2	13	77	10	±3	14.0	±3.0	
4-Year Degree	31	±2	13	79	8	±3	14.0	±3.0	
Graduate/Professional Degree	29	±3	16	78	6	±4	17.0	±4.0	
Non-Hispanic White	33	±2	12	79	9	±2	14.0	±2.0	
Total Minority	27	±2	15	75	10	±4	16.0	±4.0	
Non-Hispanic Black	25	±4	13	76	11	±7	15.0	±7.0	
Hispanic	29	±4	16	73	11	±6	18.0	±6.0	
30 Years Old or Younger	32	±3	8	82	9	±3	9.0	±3.0	
31 to 40 Years Old	31	±2	13	79	8	±3	15.0	±3.0	
More Than 40 Years Old	30	±2	16	74	10	±3	18.0	±3.0	
FAMILY STATUS									
With Child(ren)	31	±2	14	78	8	±2	15.0	±2.0	
Without Child(ren)	32	±3	11	78	11	±4	12.0	±3.0	

Note. Percent responding are Reserve component spouses who answered the question and whose husband/wife was activated and deployed in the past 24 months (Q13/Q14). Percentage Reporting Yes does not include those who indicated the item was "Not applicable."

NA: Not applicable

22. During your spouse's most recent activation/deployment, did you lose money or have any additional expenses because of the following?

b. Reduction in my spouse's earnings

	Percent Responding		Percentages			Max ME	Percentage Reporting Yes		
			1	2	3				
MEMBER COMPONENT BY PAYGRADE									
ARNG Enlisted	37	±3	11	80	9	±3	12.0	±3.0	
E1 – E4	38	±4	10	82	8	±6	11.0	±5.0	
E5 – E9	36	±3	11	80	10	±4	12.0	±4.0	
ARNG Officers	38	±3	9	84	7	±4	9.0	±4.0	
O1 – O3	41	±5	9	85	5	±7	10.0	±6.0	
O4 – O6	33	±4	7	81	11	±7	8.0	±5.0	
USAR Enlisted	25	±3	14	74	12	±5	16.0	±5.0	
E1 – E4	20	±3	10	75	15	±10	11.0	±10.0	
E5 – E9	27	±3	16	74	11	±6	17.0	±6.0	
USAR Officers	30	±3	18	74	8	±5	20.0	±5.0	
O1 – O3	27	±4	17	76	7	±9	18.0	±10.0	
O4 – O6	31	±4	20	74	6	±7	21.0	±6.0	
USNR Enlisted	31	±4	17	75	8	±7	19.0	±7.0	
E1 – E4	22	±5	12	76	12	±13	14.0	±12.0	
E5 – E9	34	±5	18	75	7	±8	19.0	±8.0	
USNR Officers	28	±4	24	68	8	±7	26.0	±8.0	
O1 – O3	22	±5	25	64	11	±12	28.0	±12.0	
O4 – O6	30	±5	24	69	7	±9	26.0	±9.0	
USMCR Enlisted	32	±4	15	76	9	±7	16.0	±7.0	
E1 – E4	34	±5	13	76	11	±9	14.0	±9.0	
E5 – E9	30	±5	17	75	8	±11	18.0	±10.0	
USMCR Officers	28	±4	19	70	12	±8	21.0	±8.0	
O1 – O3	26	±7	3	86	10	±15	4.0	±16.0	
O4 – O6	28	±5	23	64	13	±10	26.0	±11.0	
ANG Enlisted	28	±4	15	77	8	±6	16.0	±6.0	
E1 – E4	22	±4	27	65	7	±11	29.0	±11.0	
E5 – E9	29	±4	13	79	8	±7	15.0	±7.0	
ANG Officers	30	±3	15	74	11	±7	17.0	±6.0	
O1 – O3	32	±4	17	69	14	±9	19.0	±9.0	
O4 – O6	29	±4	14	77	9	±9	16.0	±9.0	
USAFR Enlisted	22	±3	15	76	9	±6	16.0	±5.0	
E1 – E4	13	±4	18	75	7	±20	19.0	±21.0	
E5 – E9	25	±3	15	77	9	±6	16.0	±6.0	
USAFR Officers	21	±3	15	76	9	±7	16.0	±7.0	
O1 – O3	20	±4	14	76	9	±12	16.0	±12.0	
O4 – O6	21	±3	15	76	9	±8	16.0	±8.0	

Note. Percent responding are Reserve component spouses who answered the question and whose husband/wife was activated and deployed in the past 24 months (Q13/Q14). Percentage Reporting Yes does not include those who indicated the item was "Not applicable."

22. During your spouse's most recent activation/deployment, did you lose money or have any additional expenses because of the following?

c. Loss of my spouse's health insurance/dental coverage

1. Yes

2. No

3. Not applicable

	Percent Responding		Percentages			Max ME	Percentage Reporting Yes		
			1	2	3				
MEMBER DEMOGRAPHICS									
Total DoD	31	±1	8	80	12	±2	9.0	±2.0	
ARNG	37	±2	7	82	11	±3	8.0	±2.0	
USAR	26	±2	11	77	13	±4	12.0	±4.0	
USNR	30	±3	11	76	13	±6	13.0	±5.0	
USMCR	31	±3	8	80	12	±6	9.0	±5.0	
ANG	28	±3	9	80	12	±5	10.0	±5.0	
USAFR	22	±2	6	81	13	±4	7.0	±3.0	
Enlisted	31	±2	8	80	12	±2	9.0	±2.0	
E1 – E4	29	±3	6	81	13	±4	7.0	±3.0	
E5 – E9	31	±2	9	80	12	±3	10.0	±2.0	
Officers	31	±2	9	80	11	±3	10.0	±2.0	
O1 – O3	32	±3	9	81	10	±4	10.0	±4.0	
O4 – O6	29	±2	9	79	12	±4	10.0	±3.0	
Reserve Unit	33	±2	9	80	12	±2	10.0	±2.0	
Military Technician	30	±3	6	85	9	±5	7.0	±5.0	
AGR/FTS/AR	17	±3	2	85	13	±6	3.0	±5.0	
IMA	19	±4	9	80	10	±10	10.0	±10.0	
Not Activated Past 24 Months	NA		NA	NA	NA		NA		
Activated Past 24 Months	63	±2	8	80	12	±2	9.0	±2.0	
Not Deployed Past 24 Months	NA		NA	NA	NA		NA		
Deployed Past 24 Months	97	±1	8	80	12	±2	9.0	±2.0	
SPOUSE DEMOGRAPHICS									
Male	17	±3	4	86	10	±5	4.0	±3.0	
Female	33	±2	8	80	12	±2	10.0	±2.0	
No College/Some College	31	±2	9	79	12	±3	10.0	±2.0	
4-Year Degree	31	±2	7	82	11	±3	8.0	±3.0	
Graduate/Professional Degree	29	±3	9	81	10	±4	9.0	±3.0	
Non-Hispanic White	32	±2	8	81	11	±2	9.0	±2.0	
Total Minority	27	±2	9	78	13	±4	10.0	±3.0	
Non-Hispanic Black	25	±4	9	79	12	±7	10.0	±5.0	
Hispanic	30	±4	9	77	14	±6	11.0	±5.0	
30 Years Old or Younger	33	±3	6	81	13	±4	7.0	±3.0	
31 to 40 Years Old	31	±2	10	80	11	±3	11.0	±3.0	
More Than 40 Years Old	30	±2	9	79	12	±3	10.0	±2.0	
FAMILY STATUS									
With Child(ren)	31	±2	9	80	11	±2	10.0	±2.0	
Without Child(ren)	32	±3	6	80	14	±4	6.0	±3.0	

Note. Percent responding are Reserve component spouses who answered the question and whose husband/wife was activated and deployed in the past 24 months (Q13/Q14). Percentage Reporting Yes does not include those who indicated the item was "Not applicable."

NA: Not applicable

22. During your spouse's most recent activation/deployment, did you lose money or have any additional expenses because of the following?

c. Loss of my spouse's health insurance/dental coverage

	Percent Responding		Percentages			Max ME	Percentage Reporting Yes		
			1	2	3				
MEMBER COMPONENT BY PAYGRADE									
ARNG Enlisted	37	±3	7	82	11	±3	8.0	±3.0	■
E1 – E4	38	±4	6	82	12	±6	7.0	±4.0	■
E5 – E9	37	±3	7	82	11	±4	8.0	±3.0	■
ARNG Officers	37	±3	6	84	10	±4	7.0	±3.0	■
O1 – O3	41	±5	7	86	7	±6	7.0	±6.0	■
O4 – O6	32	±4	5	79	16	±8	6.0	±5.0	■
USAR Enlisted	24	±2	10	76	13	±5	12.0	±5.0	■
E1 – E4	20	±3	5	77	18	±9	6.0	±6.0	■
E5 – E9	27	±3	12	76	12	±6	14.0	±6.0	■
USAR Officers	30	±3	12	78	10	±5	13.0	±5.0	■
O1 – O3	27	±4	16	73	11	±10	18.0	±10.0	■
O4 – O6	31	±4	10	82	8	±7	11.0	±7.0	■
USNR Enlisted	31	±4	11	77	12	±7	12.0	±6.0	■
E1 – E4	22	±5	8	78	14	±13	9.0	±13.0	■
E5 – E9	33	±5	11	77	12	±8	12.0	±7.0	■
USNR Officers	28	±4	12	73	15	±7	14.0	±7.0	■
O1 – O3	23	±5	12	71	16	±11	15.0	±11.0	■
O4 – O6	30	±5	12	74	14	±9	14.0	±8.0	■
USMCR Enlisted	32	±4	8	80	12	±7	9.0	±6.0	■
E1 – E4	33	±5	5	86	9	±8	5.0	±7.0	■
E5 – E9	30	±5	11	74	15	±11	13.0	±10.0	■
USMCR Officers	27	±4	9	80	11	±8	10.0	±7.0	■
O1 – O3	25	±7	3	86	11	±16	4.0	±16.0	■
O4 – O6	27	±5	11	77	12	±10	12.0	±9.0	■
ANG Enlisted	28	±4	8	80	11	±6	10.0	±6.0	■
E1 – E4	22	±4	9	79	12	±10	10.0	±10.0	■
E5 – E9	29	±4	8	80	11	±7	10.0	±6.0	■
ANG Officers	30	±3	10	78	13	±7	11.0	±6.0	■
O1 – O3	32	±4	8	78	14	±9	9.0	±8.0	■
O4 – O6	29	±4	10	77	12	±9	12.0	±8.0	■
USAFR Enlisted	22	±3	5	82	13	±5	6.0	±4.0	■
E1 – E4	13	±4	9	80	11	±16	10.0	±17.0	■
E5 – E9	24	±3	5	82	13	±6	6.0	±4.0	■
USAFR Officers	21	±3	8	79	13	±7	9.0	±5.0	■
O1 – O3	20	±4	11	76	12	±12	13.0	±11.0	■
O4 – O6	21	±3	7	79	14	±8	8.0	±7.0	■

Note. Percent responding are Reserve component spouses who answered the question and whose husband/wife was activated and deployed in the past 24 months (Q13/Q14). Percentage Reporting Yes does not include those who indicated the item was "Not applicable."

22. During your spouse's most recent activation/deployment, did you lose money or have any additional expenses because of the following?

d. Loss of income due to turning away business customers or practice clients

1. Yes

2. No

3. Not applicable

	Percent Responding		Percentages			Max ME	Percentage Reporting Yes		
			1	2	3				
MEMBER DEMOGRAPHICS									
Total DoD	31	±1	7	69	24	±2	9.0	±2.0	
ARNG	37	±2	7	71	22	±3	9.0	±3.0	
USAR	26	±2	8	66	26	±4	11.0	±4.0	
USNR	30	±3	8	69	23	±6	10.0	±5.0	
USMCR	31	±3	10	68	22	±6	13.0	±5.0	
ANG	28	±3	6	69	24	±6	8.0	±5.0	
USAFR	22	±2	6	70	24	±5	8.0	±4.0	
Enlisted	31	±2	6	69	24	±3	8.0	±2.0	
E1 – E4	29	±3	5	71	24	±5	7.0	±3.0	
E5 – E9	31	±2	7	69	24	±3	9.0	±3.0	
Officers	31	±2	10	69	21	±3	12.0	±2.0	
O1 – O3	32	±3	8	72	20	±5	9.0	±4.0	
O4 – O6	29	±2	11	68	21	±4	14.0	±3.0	
Reserve Unit	33	±2	7	69	24	±2	9.0	±2.0	
Military Technician	31	±3	6	71	23	±6	8.0	±5.0	
AGR/FTS/AR	17	±3	6	75	18	±7	8.0	±7.0	
IMA	19	±4	9	71	20	±10	11.0	±7.0	
Not Activated Past 24 Months	NA		NA	NA	NA		NA		
Activated Past 24 Months	63	±2	7	69	24	±2	9.0	±2.0	
Not Deployed Past 24 Months	NA		NA	NA	NA		NA		
Deployed Past 24 Months	97	±1	7	69	24	±2	9.0	±2.0	
SPOUSE DEMOGRAPHICS									
Male	17	±3	6	80	14	±6	7.0	±5.0	
Female	33	±2	7	69	24	±2	9.0	±2.0	
No College/Some College	31	±2	7	68	25	±3	9.0	±2.0	
4-Year Degree	31	±2	6	72	22	±3	8.0	±2.0	
Graduate/Professional Degree	29	±3	11	71	18	±5	13.0	±5.0	
Non-Hispanic White	32	±2	7	71	22	±2	9.0	±2.0	
Total Minority	27	±2	7	65	29	±4	9.0	±4.0	
Non-Hispanic Black	25	±4	3	69	27	±7	4.0	±3.0	
Hispanic	30	±4	9	62	30	±7	12.0	±7.0	
30 Years Old or Younger	32	±3	5	70	25	±4	6.0	±3.0	
31 to 40 Years Old	30	±2	7	71	22	±3	9.0	±3.0	
More Than 40 Years Old	30	±2	9	67	24	±3	12.0	±3.0	
FAMILY STATUS									
With Child(ren)	30	±2	8	69	23	±3	10.0	±2.0	
Without Child(ren)	32	±3	4	72	24	±4	5.0	±2.0	

Note. Percent responding are Reserve component spouses who answered the question and whose husband/wife was activated and deployed in the past 24 months (Q13/Q14). Percentage Reporting Yes does not include those who indicated the item was "Not applicable."

NA: Not applicable

22. During your spouse's most recent activation/deployment, did you lose money or have any additional expenses because of the following?

d. Loss of income due to turning away business customers or practice clients

	Percent Responding		Percentages			Max ME	Percentage Reporting Yes		
			1	2	3				
MEMBER COMPONENT BY PAYGRADE									
ARNG Enlisted	37	±3	6	71	23	±4	8.0	±3.0	■
E1 – E4	38	±4	4	73	22	±6	5.0	±4.0	■
E5 – E9	36	±3	7	69	24	±4	9.0	±4.0	■
ARNG Officers	37	±3	9	72	19	±5	11.0	±4.0	■
O1 – O3	41	±5	8	75	16	±7	10.0	±6.0	■
O4 – O6	32	±4	10	69	21	±8	12.0	±6.0	■
USAR Enlisted	24	±3	7	65	28	±5	9.0	±5.0	■
E1 – E4	19	±3	7	64	29	±10	10.0	±13.0	■
E5 – E9	27	±3	6	65	28	±6	9.0	±5.0	■
USAR Officers	30	±3	11	69	20	±5	14.0	±5.0	■
O1 – O3	27	±4	4	75	21	±9	4.0	±9.0	■
O4 – O6	31	±4	16	68	16	±7	19.0	±7.0	■
USNR Enlisted	31	±4	8	71	21	±7	10.0	±6.0	■
E1 – E4	21	±5	10	65	26	±13	13.0	±13.0	■
E5 – E9	33	±5	8	72	21	±8	10.0	±7.0	■
USNR Officers	28	±4	7	65	28	±7	9.0	±6.0	■
O1 – O3	23	±5	11	55	34	±12	17.0	±13.0	■
O4 – O6	30	±5	5	69	26	±9	7.0	±7.0	■
USMCR Enlisted	32	±4	9	68	22	±7	12.0	±7.0	■
E1 – E4	33	±5	6	70	23	±10	8.0	±8.0	■
E5 – E9	30	±5	12	66	21	±11	15.0	±11.0	■
USMCR Officers	28	±4	14	67	19	±8	17.0	±8.0	■
O1 – O3	25	±7	4	75	21	±17	5.0	±18.0	■
O4 – O6	28	±5	16	65	19	±10	20.0	±10.0	■
ANG Enlisted	28	±4	6	70	24	±7	7.0	±6.0	■
E1 – E4	22	±4	9	64	27	±11	12.0	±11.0	■
E5 – E9	29	±4	5	71	24	±7	7.0	±6.0	■
ANG Officers	30	±3	10	67	23	±7	13.0	±6.0	■
O1 – O3	32	±4	9	66	25	±9	12.0	±9.0	■
O4 – O6	29	±4	10	68	22	±9	13.0	±9.0	■
USAFR Enlisted	23	±3	5	72	23	±6	7.0	±5.0	■
E1 – E4	13	±4	2	71	27	±16	2.0	±12.0	■
E5 – E9	25	±3	5	72	23	±6	7.0	±5.0	■
USAFR Officers	21	±3	10	66	25	±7	13.0	±7.0	■
O1 – O3	20	±4	14	61	25	±12	18.0	±14.0	■
O4 – O6	21	±3	8	67	24	±9	11.0	±8.0	■

Note. Percent responding are Reserve component spouses who answered the question and whose husband/wife was activated and deployed in the past 24 months (Q13/Q14). Percentage Reporting Yes does not include those who indicated the item was "Not applicable."

22. During your spouse's most recent activation/deployment, did you lose money or have any additional expenses because of the following?

e. Increased phone bills due to more calls to family/friends and/or deployed spouse

1. Yes

2. No

3. Not applicable






































	Percent Responding		Percentages			Max ME	Percentage Reporting Yes		
			1	2	3				
MEMBER DEMOGRAPHICS									
Total DoD	31	±1	35	59	6	±2	37.0	±2.0	
ARNG	37	±2	38	56	5	±3	41.0	±3.0	
USAR	26	±2	41	53	6	±4	43.0	±4.0	
USNR	30	±3	33	58	9	±6	36.0	±7.0	
USMCR	30	±3	31	62	7	±6	33.0	±6.0	
ANG	29	±3	24	68	8	±6	26.0	±6.0	
USAFR	22	±2	25	68	7	±5	27.0	±5.0	
Enlisted	31	±2	36	57	6	±3	39.0	±3.0	
E1 – E4	30	±3	40	53	6	±5	43.0	±5.0	
E5 – E9	32	±2	35	59	7	±3	37.0	±3.0	
Officers	31	±2	31	63	5	±3	33.0	±3.0	
O1 – O3	32	±3	33	62	4	±5	35.0	±5.0	
O4 – O6	29	±2	28	66	6	±4	30.0	±4.0	
Reserve Unit	34	±2	36	58	6	±2	38.0	±2.0	
Military Technician	31	±3	30	64	6	±5	32.0	±5.0	
AGR/FTS/AR	17	±3	31	62	6	±7	33.0	±8.0	
IMA	19	±4	27	67	6	±10	29.0	±11.0	
Not Activated Past 24 Months	NA		NA	NA	NA		NA		
Activated Past 24 Months	64	±2	35	59	6	±2	37.0	±2.0	
Not Deployed Past 24 Months	NA		NA	NA	NA		NA		
Deployed Past 24 Months	98	±1	35	59	6	±2	37.0	±2.0	
SPOUSE DEMOGRAPHICS									
Male	17	±3	31	60	9	±8	34.0	±8.0	
Female	33	±2	35	59	6	±2	38.0	±2.0	
No College/Some College	32	±2	37	56	7	±3	40.0	±3.0	
4-Year Degree	32	±2	31	63	6	±4	33.0	±4.0	
Graduate/Professional Degree	29	±3	36	59	5	±5	38.0	±5.0	
Non-Hispanic White	33	±2	34	61	6	±3	36.0	±3.0	
Total Minority	28	±2	39	53	7	±4	43.0	±5.0	
Non-Hispanic Black	25	±4	38	53	9	±8	42.0	±8.0	
Hispanic	30	±4	38	55	7	±7	41.0	±7.0	
30 Years Old or Younger	33	±3	39	55	6	±4	42.0	±4.0	
31 to 40 Years Old	31	±2	34	60	6	±3	36.0	±3.0	
More Than 40 Years Old	31	±2	34	60	6	±3	36.0	±4.0	
FAMILY STATUS									
With Child(ren)	31	±2	35	59	5	±3	37.0	±3.0	
Without Child(ren)	32	±3	34	58	8	±4	37.0	±4.0	

Note. Percent responding are Reserve component spouses who answered the question and whose husband/wife was activated and deployed in the past 24 months (Q13/Q14). Percentage Reporting Yes does not include those who indicated the item was "Not applicable."

NA: Not applicable

22. During your spouse's most recent activation/deployment, did you lose money or have any additional expenses because of the following?

e. Increased phone bills due to more calls to family/friends and/or deployed spouse

	Percent Responding		Percentages			Max ME	Percentage Reporting Yes		
			1	2	3				
MEMBER COMPONENT BY PAYGRADE									
ARNG Enlisted	37	±3	40	54	6	±4	43.0	±4.0	
E1 – E4	38	±4	44	51	5	±7	46.0	±7.0	
E5 – E9	37	±3	39	56	6	±4	41.0	±4.0	
ARNG Officers	38	±3	31	65	4	±5	32.0	±5.0	
O1 – O3	41	±5	33	63	4	±8	34.0	±8.0	
O4 – O6	33	±4	25	73	2	±8	25.0	±8.0	
USAR Enlisted	25	±3	40	52	8	±5	44.0	±6.0	
E1 – E4	20	±3	38	53	9	±10	42.0	±10.0	
E5 – E9	27	±3	41	52	7	±6	44.0	±6.0	
USAR Officers	30	±3	41	56	3	±6	42.0	±6.0	
O1 – O3	27	±4	41	56	2	±10	43.0	±10.0	
O4 – O6	31	±4	39	57	4	±7	41.0	±7.0	
USNR Enlisted	31	±4	35	58	8	±8	38.0	±8.0	
E1 – E4	22	±5	40	55	4	±13	42.0	±13.0	
E5 – E9	34	±5	34	58	8	±9	37.0	±9.0	
USNR Officers	28	±4	27	61	12	±8	31.0	±8.0	
O1 – O3	23	±5	37	52	11	±12	42.0	±12.0	
O4 – O6	30	±5	24	64	12	±9	27.0	±9.0	
USMCR Enlisted	31	±4	32	62	6	±8	34.0	±8.0	
E1 – E4	34	±5	32	61	7	±10	34.0	±10.0	
E5 – E9	29	±5	31	64	5	±11	33.0	±11.0	
USMCR Officers	28	±4	28	62	9	±8	31.0	±8.0	
O1 – O3	26	±7	33	63	3	±17	35.0	±17.0	
O4 – O6	28	±5	26	62	12	±10	30.0	±11.0	
ANG Enlisted	28	±4	25	67	8	±7	27.0	±7.0	
E1 – E4	23	±4	26	67	7	±11	28.0	±11.0	
E5 – E9	29	±4	25	67	8	±7	27.0	±7.0	
ANG Officers	30	±3	22	71	7	±7	24.0	±7.0	
O1 – O3	32	±4	20	74	6	±9	22.0	±9.0	
O4 – O6	29	±5	23	70	7	±9	25.0	±10.0	
USAFR Enlisted	23	±3	25	68	7	±6	27.0	±6.0	
E1 – E4	13	±4	26	68	6	±16	28.0	±16.0	
E5 – E9	25	±3	25	68	7	±6	27.0	±7.0	
USAFR Officers	21	±3	25	68	8	±7	27.0	±7.0	
O1 – O3	20	±4	22	70	8	±12	24.0	±12.0	
O4 – O6	21	±3	26	67	7	±9	28.0	±9.0	

Note. Percent responding are Reserve component spouses who answered the question and whose husband/wife was activated and deployed in the past 24 months (Q13/Q14). Percentage Reporting Yes does not include those who indicated the item was "Not applicable."

22. During your spouse's most recent activation/deployment, did you lose money or have any additional expenses because of the following?

f. Elder care

1. Yes

2. No

3. Not applicable

	Percent Responding		Percentages			Max ME	Percentage Reporting Yes	
			1	2	3			
MEMBER DEMOGRAPHICS								
Total DoD	31	±1	2	74	24	±2	3.0	±1.0
ARNG	37	±2	2	74	23	±3	3.0	±2.0
USAR	26	±2	2	71	27	±4	3.0	±2.0
USNR	31	±3	3	72	25	±6	3.0	±4.0
USMCR	31	±3	1	75	24	±6	1.0	±3.0
ANG	29	±3	2	75	23	±5	3.0	±4.0
USAFR	22	±2	0	75	25	±5	1.0	±2.0
Enlisted	31	±2	2	73	25	±3	3.0	±2.0
E1 – E4	29	±3	2	74	24	±5	2.0	±3.0
E5 – E9	32	±2	2	73	25	±3	3.0	±2.0
Officers	31	±2	3	74	23	±3	4.0	±2.0
O1 – O3	32	±3	1	74	24	±4	2.0	±3.0
O4 – O6	29	±2	4	76	21	±4	5.0	±2.0
Reserve Unit	33	±2	2	73	25	±2	3.0	±1.0
Military Technician	31	±3	2	77	21	±5	3.0	±3.0
AGR/FTS/AR	17	±3	4	75	21	±7	5.0	±8.0
IMA	18	±4	2	77	20	±9	3.0	±6.0
Not Activated Past 24 Months	NA		NA	NA	NA		NA	
Activated Past 24 Months	63	±2	2	74	24	±2	3.0	±1.0
Not Deployed Past 24 Months	NA		NA	NA	NA		NA	
Deployed Past 24 Months	98	±1	2	74	24	±2	3.0	±1.0
SPOUSE DEMOGRAPHICS								
Male	17	±3	2	78	20	±6	3.0	±3.0
Female	33	±2	2	73	25	±2	3.0	±1.0
No College/Some College	31	±2	2	72	26	±3	3.0	±2.0
4-Year Degree	31	±2	3	75	23	±3	3.0	±2.0
Graduate/Professional Degree	29	±3	3	76	21	±5	4.0	±4.0
Non-Hispanic White	32	±2	2	76	22	±2	3.0	±1.0
Total Minority	27	±2	3	67	30	±4	4.0	±3.0
Non-Hispanic Black	25	±4	2	69	29	±7	3.0	±3.0
Hispanic	30	±4	3	65	32	±7	5.0	±6.0
30 Years Old or Younger	33	±3	1	72	28	±4	1.0	±1.0
31 to 40 Years Old	31	±2	1	76	23	±3	1.0	±1.0
More Than 40 Years Old	30	±2	4	73	23	±3	6.0	±3.0
FAMILY STATUS								
With Child(ren)	31	±2	2	75	23	±2	3.0	±1.0
Without Child(ren)	32	±3	3	68	29	±4	4.0	±3.0

Note. Percent responding are Reserve component spouses who answered the question and whose husband/wife was activated and deployed in the past 24 months (Q13/Q14). Percentage Reporting Yes does not include those who indicated the item was "Not applicable."

NA: Not applicable

22. During your spouse's most recent activation/deployment, did you lose money or have any additional expenses because of the following?

f. Elder care

	Percent Responding		Percentages			Max ME	Percentage Reporting Yes	
			1	2	3			
MEMBER COMPONENT BY PAYGRADE								
ARNG Enlisted	37	±3	3	74	24	±4	3.0	±2.0
E1 – E4	38	±4	2	75	23	±6	2.0	±4.0
E5 – E9	37	±3	3	73	24	±4	4.0	±3.0
ARNG Officers	37	±3	2	77	21	±4	2.0	±2.0
O1 – O3	41	±5	0	79	20	±7	1.0	±2.0
O4 – O6	33	±4	3	78	19	±7	3.0	±4.0
USAR Enlisted	24	±3	1	70	28	±5	2.0	±2.0
E1 – E4	19	±3	1	72	27	±9	1.0	±5.0
E5 – E9	27	±3	2	69	29	±6	2.0	±3.0
USAR Officers	30	±3	4	72	24	±5	6.0	±4.0
O1 – O3	27	±4	3	67	30	±9	5.0	±10.0
O4 – O6	31	±4	5	77	18	±7	7.0	±5.0
USNR Enlisted	32	±4	2	73	25	±8	3.0	±7.0
E1 – E4	22	±5	2	63	36	±13	3.0	±14.0
E5 – E9	34	±5	2	75	23	±9	3.0	±8.0
USNR Officers	28	±4	4	69	27	±7	6.0	±7.0
O1 – O3	23	±5	3	70	27	±11	4.0	±11.0
O4 – O6	30	±5	5	69	26	±9	6.0	±9.0
USMCR Enlisted	32	±4	1	75	24	±7	1.0	±4.0
E1 – E4	34	±5	1	77	22	±9	1.0	±7.0
E5 – E9	30	±5	1	73	26	±11	1.0	±6.0
USMCR Officers	27	±4	1	77	22	±7	2.0	±4.0
O1 – O3	25	±7	NR	68	32	±17	NR	
O4 – O6	27	±5	2	79	19	±9	2.0	±6.0
ANG Enlisted	28	±4	2	75	23	±6	3.0	±5.0
E1 – E4	22	±4	2	74	25	±11	2.0	±11.0
E5 – E9	29	±4	2	75	23	±7	3.0	±6.0
ANG Officers	30	±3	4	73	23	±7	5.0	±5.0
O1 – O3	32	±4	2	70	29	±9	2.0	±7.0
O4 – O6	29	±4	5	75	20	±9	6.0	±8.0
USAFR Enlisted	23	±3	0	75	25	±6	1.0	±2.0
E1 – E4	13	±4	NR	75	25	±16	NR	
E5 – E9	25	±3	0	75	25	±6	1.0	±2.0
USAFR Officers	21	±3	1	75	24	±7	1.0	±4.0
O1 – O3	20	±4	NR	73	27	±12	NR	
O4 – O6	21	±3	1	76	24	±8	1.0	±6.0

Note. Percent responding are Reserve component spouses who answered the question and whose husband/wife was activated and deployed in the past 24 months (Q13/Q14). Percentage Reporting Yes does not include those who indicated the item was "Not applicable."

NR: Not reportable

22. During your spouse's most recent activation/deployment, did you lose money or have any additional expenses because of the following?

g. Child care

1. Yes

2. No

3. Not applicable






































	Percent Responding		Percentages			Max ME	Percentage Reporting Yes		
			1	2	3				
MEMBER DEMOGRAPHICS									
Total DoD	31	±1	27	58	15	±2	31.0	±2.0	
ARNG	37	±2	27	59	14	±3	31.0	±3.0	
USAR	26	±2	28	55	17	±4	34.0	±5.0	
USNR	31	±3	27	54	19	±6	33.0	±6.0	
USMCR	31	±3	25	58	16	±6	30.0	±7.0	
ANG	29	±3	24	61	15	±6	28.0	±6.0	
USAFR	22	±2	26	58	16	±5	31.0	±5.0	
Enlisted	31	±2	26	58	15	±3	31.0	±3.0	
E1 – E4	29	±3	27	57	16	±5	32.0	±5.0	
E5 – E9	32	±2	26	59	15	±3	31.0	±3.0	
Officers	31	±2	27	58	14	±3	32.0	±3.0	
O1 – O3	33	±3	30	55	15	±5	36.0	±5.0	
O4 – O6	29	±2	27	60	14	±4	31.0	±4.0	
Reserve Unit	34	±2	27	58	15	±2	31.0	±2.0	
Military Technician	31	±3	23	63	14	±6	27.0	±6.0	
AGR/FTS/AR	17	±3	28	60	12	±7	32.0	±7.0	
IMA	19	±4	26	57	17	±10	31.0	±11.0	
Not Activated Past 24 Months	NA		NA	NA	NA		NA		
Activated Past 24 Months	63	±2	27	58	15	±2	31.0	±2.0	
Not Deployed Past 24 Months	NA		NA	NA	NA		NA		
Deployed Past 24 Months	98	±1	27	58	15	±2	31.0	±2.0	
SPOUSE DEMOGRAPHICS									
Male	17	±3	28	56	16	±8	33.0	±9.0	
Female	33	±2	27	58	15	±2	31.0	±2.0	
No College/Some College	32	±2	25	60	16	±3	29.0	±3.0	
4-Year Degree	31	±2	28	57	15	±4	33.0	±4.0	
Graduate/Professional Degree	29	±3	33	53	14	±5	39.0	±5.0	
Non-Hispanic White	33	±2	26	60	15	±2	30.0	±3.0	
Total Minority	28	±2	29	53	17	±4	36.0	±5.0	
Non-Hispanic Black	25	±4	28	56	16	±7	33.0	±8.0	
Hispanic	30	±4	31	51	18	±6	38.0	±7.0	
30 Years Old or Younger	33	±3	27	56	17	±4	33.0	±4.0	
31 to 40 Years Old	31	±2	34	54	11	±3	39.0	±4.0	
More Than 40 Years Old	30	±2	19	63	17	±3	23.0	±3.0	
FAMILY STATUS									
With Child(ren)	31	±2	35	56	9	±3	39.0	±3.0	
Without Child(ren)	32	±3	2	66	33	±4	3.0	±3.0	

Note. Percent responding are Reserve component spouses who answered the question and whose husband/wife was activated and deployed in the past 24 months (Q13/Q14). Percentage Reporting Yes does not include those who indicated the item was "Not applicable."

NA: Not applicable

22. During your spouse's most recent activation/deployment, did you lose money or have any additional expenses because of the following?

g. Child care

	Percent Responding		Percentages			Max ME	Percentage Reporting Yes		
			1	2	3				
MEMBER COMPONENT BY PAYGRADE									
ARNG Enlisted	37	±3	27	59	14	±4	31.0	±4.0	
E1 – E4	38	±4	29	57	15	±7	34.0	±7.0	
E5 – E9	37	±3	26	60	14	±4	30.0	±4.0	
ARNG Officers	37	±3	27	60	13	±5	31.0	±5.0	
O1 – O3	41	±5	29	58	13	±8	33.0	±8.0	
O4 – O6	31	±4	28	61	11	±8	32.0	±8.0	
USAR Enlisted	25	±3	29	54	17	±5	35.0	±6.0	
E1 – E4	20	±3	25	56	18	±10	31.0	±11.0	
E5 – E9	27	±3	30	53	17	±6	36.0	±7.0	
USAR Officers	30	±3	27	57	16	±6	33.0	±6.0	
O1 – O3	27	±4	36	48	17	±10	43.0	±11.0	
O4 – O6	31	±4	23	62	15	±7	27.0	±7.0	
USNR Enlisted	32	±4	25	55	19	±8	32.0	±8.0	
E1 – E4	22	±5	21	48	31	±13	30.0	±15.0	
E5 – E9	34	±5	26	56	17	±9	32.0	±9.0	
USNR Officers	28	±4	30	51	19	±8	37.0	±8.0	
O1 – O3	23	±5	29	54	18	±11	35.0	±13.0	
O4 – O6	30	±5	30	50	20	±9	38.0	±10.0	
USMCR Enlisted	31	±4	24	59	17	±8	29.0	±8.0	
E1 – E4	33	±5	23	60	17	±10	28.0	±10.0	
E5 – E9	29	±5	25	59	16	±11	30.0	±12.0	
USMCR Officers	28	±4	31	55	15	±8	36.0	±9.0	
O1 – O3	27	±7	30	60	10	±16	33.0	±17.0	
O4 – O6	28	±5	31	54	15	±10	37.0	±11.0	
ANG Enlisted	29	±4	23	61	16	±7	28.0	±7.0	
E1 – E4	23	±4	19	63	18	±11	23.0	±11.0	
E5 – E9	29	±4	24	61	16	±7	28.0	±8.0	
ANG Officers	30	±3	26	61	13	±7	30.0	±7.0	
O1 – O3	33	±4	29	56	16	±9	34.0	±10.0	
O4 – O6	29	±4	24	65	11	±10	27.0	±10.0	
USAFR Enlisted	23	±3	26	58	16	±6	31.0	±6.0	
E1 – E4	13	±4	27	60	13	±17	31.0	±18.0	
E5 – E9	25	±3	25	58	16	±6	30.0	±7.0	
USAFR Officers	20	±3	28	58	14	±7	32.0	±8.0	
O1 – O3	20	±4	25	58	17	±12	30.0	±14.0	
O4 – O6	21	±3	29	59	13	±9	33.0	±9.0	

Note. Percent responding are Reserve component spouses who answered the question and whose husband/wife was activated and deployed in the past 24 months (Q13/Q14). Percentage Reporting Yes does not include those who indicated the item was "Not applicable."



































22. During your spouse's most recent activation/deployment, did you lose money or have any additional expenses because of the following?

h. Home/car repairs/maintenance or yard work

1. Yes

2. No

3. Not applicable


































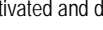



	Percent Responding		Percentages			Max ME	Percentage Reporting Yes		
			1	2	3				
MEMBER DEMOGRAPHICS									
Total DoD	31	±1	58	38	4	±2	61.0	±2.0	
ARNG	38	±2	61	35	4	±3	64.0	±3.0	
USAR	26	±2	59	36	5	±4	62.0	±4.0	
USNR	30	±3	57	40	3	±6	59.0	±6.0	
USMCR	31	±3	59	36	5	±6	62.0	±6.0	
ANG	29	±3	51	45	5	±6	53.0	±6.0	
USAFR	22	±2	55	41	4	±5	57.0	±5.0	
Enlisted	31	±2	57	38	4	±3	60.0	±3.0	
E1 – E4	30	±3	52	42	6	±5	55.0	±5.0	
E5 – E9	32	±2	59	37	4	±3	61.0	±3.0	
Officers	31	±2	62	34	3	±3	64.0	±3.0	
O1 – O3	32	±3	62	35	3	±5	64.0	±5.0	
O4 – O6	29	±2	60	36	3	±4	62.0	±4.0	
Reserve Unit	34	±2	59	37	4	±2	61.0	±2.0	
Military Technician	31	±3	56	40	5	±6	58.0	±6.0	
AGR/FTS/AR	17	±3	56	39	5	±7	59.0	±7.0	
IMA	19	±4	54	42	4	±10	56.0	±10.0	
Not Activated Past 24 Months	NA		NA	NA	NA		NA		
Activated Past 24 Months	64	±2	58	38	4	±2	61.0	±2.0	
Not Deployed Past 24 Months	NA		NA	NA	NA		NA		
Deployed Past 24 Months	98	±1	58	38	4	±2	61.0	±2.0	
SPOUSE DEMOGRAPHICS									
Male	17	±3	30	62	8	±8	33.0	±8.0	
Female	33	±2	60	36	4	±2	63.0	±2.0	
No College/Some College	32	±2	58	38	4	±3	61.0	±3.0	
4-Year Degree	31	±2	57	39	4	±4	59.0	±4.0	
Graduate/Professional Degree	29	±3	63	33	4	±5	66.0	±5.0	
Non-Hispanic White	33	±2	57	39	4	±3	59.0	±3.0	
Total Minority	28	±2	62	32	5	±4	66.0	±4.0	
Non-Hispanic Black	25	±4	58	36	6	±8	62.0	±8.0	
Hispanic	30	±4	64	32	4	±6	67.0	±6.0	
30 Years Old or Younger	33	±3	51	44	6	±4	54.0	±4.0	
31 to 40 Years Old	31	±2	61	35	4	±3	63.0	±4.0	
More Than 40 Years Old	31	±2	62	35	3	±3	64.0	±3.0	
FAMILY STATUS									
With Child(ren)	31	±2	61	36	3	±3	63.0	±3.0	
Without Child(ren)	32	±3	51	41	7	±4	55.0	±4.0	

Note. Percent responding are Reserve component spouses who answered the question and whose husband/wife was activated and deployed in the past 24 months (Q13/Q14). Percentage Reporting Yes does not include those who indicated the item was "Not applicable."

NA: Not applicable

22. During your spouse's most recent activation/deployment, did you lose money or have any additional expenses because of the following?

h. Home/car repairs/maintenance or yard work

	Percent Responding		Percentages			Max ME	Percentage Reporting Yes		
			1	2	3				
MEMBER COMPONENT BY PAYGRADE									
ARNG Enlisted	38	±3	60	36	4	±4	63.0	±4.0	
E1 – E4	39	±4	55	40	5	±7	58.0	±7.0	
E5 – E9	37	±3	63	34	3	±4	65.0	±4.0	
ARNG Officers	37	±3	66	31	3	±5	68.0	±5.0	
O1 – O3	41	±5	64	33	3	±7	66.0	±7.0	
O4 – O6	32	±4	64	35	1	±8	64.0	±8.0	
USAR Enlisted	25	±3	57	37	6	±5	60.0	±5.0	
E1 – E4	19	±3	45	45	10	±10	50.0	±10.0	
E5 – E9	27	±3	61	35	4	±6	64.0	±6.0	
USAR Officers	30	±3	64	34	2	±5	65.0	±5.0	
O1 – O3	27	±4	63	34	3	±9	65.0	±10.0	
O4 – O6	31	±4	64	34	2	±7	65.0	±7.0	
USNR Enlisted	31	±4	55	43	2	±8	57.0	±8.0	
E1 – E4	21	±5	50	42	7	±13	54.0	±13.0	
E5 – E9	34	±5	56	43	1	±9	57.0	±9.0	
USNR Officers	28	±4	61	33	6	±8	65.0	±8.0	
O1 – O3	23	±5	67	29	5	±11	70.0	±12.0	
O4 – O6	30	±5	59	35	7	±9	63.0	±9.0	
USMCR Enlisted	32	±4	58	37	5	±7	61.0	±7.0	
E1 – E4	33	±5	47	46	7	±10	50.0	±10.0	
E5 – E9	30	±5	69	28	3	±11	71.0	±11.0	
USMCR Officers	28	±4	63	32	5	±8	66.0	±8.0	
O1 – O3	27	±7	47	50	3	±16	49.0	±16.0	
O4 – O6	28	±5	66	28	6	±10	70.0	±10.0	
ANG Enlisted	28	±4	49	46	5	±7	52.0	±7.0	
E1 – E4	23	±4	48	48	4	±11	50.0	±11.0	
E5 – E9	29	±4	49	46	5	±7	52.0	±7.0	
ANG Officers	30	±3	57	40	3	±7	59.0	±7.0	
O1 – O3	32	±4	55	41	4	±10	57.0	±10.0	
O4 – O6	29	±4	59	39	2	±9	60.0	±10.0	
USAFR Enlisted	23	±3	57	40	4	±6	59.0	±6.0	
E1 – E4	13	±4	53	39	8	±16	58.0	±17.0	
E5 – E9	25	±3	57	40	3	±6	59.0	±7.0	
USAFR Officers	21	±3	50	45	5	±7	53.0	±7.0	
O1 – O3	20	±4	50	46	3	±12	52.0	±12.0	
O4 – O6	21	±3	50	45	5	±9	53.0	±9.0	

Note. Percent responding are Reserve component spouses who answered the question and whose husband/wife was activated and deployed in the past 24 months (Q13/Q14). Percentage Reporting Yes does not include those who indicated the item was "Not applicable."

22. During your spouse's most recent activation/deployment, did you lose money or have any additional expenses because of the following?

i. Increased medical expenses

1. Yes

2. No

3. Not applicable

	Percent Responding		Percentages			Max ME	Percentage Reporting Yes		
			1	2	3				
MEMBER DEMOGRAPHICS									
Total DoD	31	±1	16	78	6	±2	17.0	±2.0	■
ARNG	37	±2	18	77	5	±3	19.0	±3.0	■
USAR	26	±2	15	77	8	±4	16.0	±3.0	■
USNR	30	±3	14	79	7	±5	15.0	±5.0	■
USMCR	31	±3	15	75	10	±6	17.0	±5.0	■
ANG	29	±3	11	82	7	±5	12.0	±4.0	■
USAFR	22	±2	11	82	7	±4	12.0	±4.0	■
Enlisted	31	±2	17	77	7	±2	18.0	±2.0	■
E1 – E4	29	±3	20	73	7	±5	21.0	±5.0	■
E5 – E9	32	±2	16	78	6	±3	17.0	±3.0	■
Officers	31	±2	12	82	6	±3	13.0	±2.0	■
O1 – O3	32	±3	12	82	5	±4	13.0	±4.0	■
O4 – O6	29	±2	11	82	7	±3	12.0	±3.0	■
Reserve Unit	33	±2	16	77	6	±2	17.0	±2.0	■
Military Technician	31	±3	14	80	6	±5	15.0	±5.0	■
AGR/FTS/AR	17	±3	7	86	6	±6	8.0	±5.0	■
IMA	18	±4	10	79	11	±10	11.0	±11.0	■
Not Activated Past 24 Months	NA		NA	NA	NA		NA		
Activated Past 24 Months	63	±2	16	78	6	±2	17.0	±2.0	■
Not Deployed Past 24 Months	NA		NA	NA	NA		NA		
Deployed Past 24 Months	98	±1	16	78	6	±2	17.0	±2.0	■
SPOUSE DEMOGRAPHICS									
Male	17	±3	6	86	8	±5	7.0	±4.0	■
Female	33	±2	16	77	6	±2	17.0	±2.0	■
No College/Some College	31	±2	17	76	7	±3	18.0	±3.0	■
4-Year Degree	31	±2	13	82	5	±3	14.0	±3.0	■
Graduate/Professional Degree	29	±3	15	79	6	±4	16.0	±4.0	■
Non-Hispanic White	32	±2	14	80	6	±2	15.0	±2.0	■
Total Minority	27	±2	20	71	9	±4	22.0	±4.0	■
Non-Hispanic Black	25	±4	20	71	9	±8	22.0	±8.0	■
Hispanic	30	±4	21	70	9	±7	23.0	±7.0	■
30 Years Old or Younger	32	±3	14	78	8	±4	16.0	±4.0	■
31 to 40 Years Old	31	±2	16	78	7	±3	17.0	±3.0	■
More Than 40 Years Old	30	±2	16	78	6	±3	17.0	±3.0	■
FAMILY STATUS									
With Child(ren)	31	±2	17	78	5	±2	18.0	±2.0	■
Without Child(ren)	32	±3	12	78	10	±4	14.0	±3.0	■

Note. Percent responding are Reserve component spouses who answered the question and whose husband/wife was activated and deployed in the past 24 months (Q13/Q14). Percentage Reporting Yes does not include those who indicated the item was "Not applicable."

NA: Not applicable

22. During your spouse's most recent activation/deployment, did you lose money or have any additional expenses because of the following?
 i. Increased medical expenses

	Percent Responding		Percentages			Max ME	Percentage Reporting Yes		
			1	2	3				
MEMBER COMPONENT BY PAYGRADE									
ARNG Enlisted	37	±3	20	75	5	±4	21.0	±4.0	
E1 – E4	38	±4	23	72	6	±6	24.0	±6.0	
E5 – E9	37	±3	19	76	5	±4	20.0	±4.0	
ARNG Officers	37	±3	11	85	4	±4	12.0	±4.0	
O1 – O3	41	±5	11	84	5	±7	11.0	±6.0	
O4 – O6	32	±4	9	88	3	±6	9.0	±6.0	
USAR Enlisted	24	±3	15	76	9	±5	17.0	±4.0	
E1 – E4	19	±3	14	75	11	±9	16.0	±8.0	
E5 – E9	27	±3	16	76	8	±6	17.0	±5.0	
USAR Officers	30	±3	14	80	6	±5	15.0	±5.0	
O1 – O3	26	±4	19	77	5	±10	20.0	±11.0	
O4 – O6	31	±4	13	81	6	±7	14.0	±6.0	
USNR Enlisted	31	±4	15	80	5	±7	15.0	±6.0	
E1 – E4	21	±5	14	77	9	±13	15.0	±12.0	
E5 – E9	33	±5	15	81	5	±8	15.0	±7.0	
USNR Officers	28	±4	13	77	11	±7	14.0	±7.0	
O1 – O3	22	±4	8	82	10	±11	9.0	±10.0	
O4 – O6	30	±5	14	76	10	±9	16.0	±8.0	
USMCR Enlisted	32	±4	17	73	10	±7	19.0	±7.0	
E1 – E4	34	±5	17	76	8	±9	18.0	±9.0	
E5 – E9	30	±5	17	71	12	±11	19.0	±10.0	
USMCR Officers	28	±4	9	80	11	±8	11.0	±7.0	
O1 – O3	26	±7	7	86	7	±16	7.0	±15.0	
O4 – O6	28	±5	10	77	13	±10	11.0	±9.0	
ANG Enlisted	28	±4	11	81	8	±6	12.0	±5.0	
E1 – E4	23	±4	20	71	10	±11	22.0	±11.0	
E5 – E9	29	±4	10	82	8	±6	11.0	±6.0	
ANG Officers	30	±3	10	84	6	±6	11.0	±5.0	
O1 – O3	32	±4	12	83	5	±8	13.0	±8.0	
O4 – O6	29	±4	9	85	6	±8	10.0	±7.0	
USAFR Enlisted	23	±3	11	82	7	±5	12.0	±5.0	
E1 – E4	13	±4	10	81	9	±17	11.0	±18.0	
E5 – E9	25	±3	11	82	7	±6	12.0	±5.0	
USAFR Officers	21	±3	11	82	7	±6	11.0	±6.0	
O1 – O3	20	±4	9	85	5	±11	10.0	±10.0	
O4 – O6	21	±3	11	81	8	±8	12.0	±8.0	

Note. Percent responding are Reserve component spouses who answered the question and whose husband/wife was activated and deployed in the past 24 months (Q13/Q14). Percentage Reporting Yes does not include those who indicated the item was "Not applicable."

22. During your spouse's most recent activation/deployment, did you lose money or have any additional expenses because of the following?

j. Other

1. Yes

2. No

3. Not applicable






































	Percent Responding		Percentages			Max ME	Percentage Reporting Yes		
			1	2	3				
MEMBER DEMOGRAPHICS									
Total DoD	29	±1	15	55	31	±2	21.0	±3.0	
ARNG	34	±2	16	54	30	±3	23.0	±4.0	
USAR	24	±2	15	50	35	±4	23.0	±5.0	
USNR	28	±3	14	52	33	±6	21.0	±7.0	
USMCR	29	±3	18	54	29	±6	25.0	±7.0	
ANG	27	±3	12	63	25	±6	15.0	±6.0	
USAFR	21	±2	10	59	30	±5	15.0	±5.0	
Enlisted	29	±2	15	55	30	±3	21.0	±3.0	
E1 – E4	28	±3	15	58	27	±5	20.0	±5.0	
E5 – E9	29	±2	15	54	31	±3	21.0	±3.0	
Officers	28	±2	15	52	33	±3	22.0	±3.0	
O1 – O3	30	±3	13	53	34	±5	20.0	±5.0	
O4 – O6	25	±2	15	53	32	±4	22.0	±4.0	
Reserve Unit	31	±2	15	54	31	±2	22.0	±3.0	
Military Technician	28	±3	14	59	28	±6	19.0	±6.0	
AGR/FTS/AR	16	±3	10	61	28	±7	14.0	±7.0	
IMA	17	±4	11	58	31	±11	16.0	±9.0	
Not Activated Past 24 Months	NA		NA	NA	NA		NA		
Activated Past 24 Months	58	±2	15	55	31	±2	21.0	±3.0	
Not Deployed Past 24 Months	NA		NA	NA	NA		NA		
Deployed Past 24 Months	90	±1	15	55	31	±2	21.0	±3.0	
SPOUSE DEMOGRAPHICS									
Male	16	±3	12	62	26	±8	17.0	±9.0	
Female	30	±2	15	54	31	±2	22.0	±3.0	
No College/Some College	29	±2	15	54	31	±3	22.0	±3.0	
4-Year Degree	29	±2	13	56	31	±4	19.0	±4.0	
Graduate/Professional Degree	26	±3	18	55	27	±5	24.0	±5.0	
Non-Hispanic White	30	±2	14	57	29	±3	20.0	±3.0	
Total Minority	26	±2	17	48	35	±5	26.0	±6.0	
Non-Hispanic Black	23	±4	17	51	32	±9	25.0	±11.0	
Hispanic	29	±4	17	46	36	±7	27.0	±8.0	
30 Years Old or Younger	31	±3	13	57	30	±4	18.0	±4.0	
31 to 40 Years Old	28	±2	13	55	31	±4	19.0	±3.0	
More Than 40 Years Old	27	±2	18	52	30	±4	25.0	±4.0	
FAMILY STATUS									
With Child(ren)	28	±2	15	54	31	±3	21.0	±3.0	
Without Child(ren)	30	±3	15	56	29	±4	21.0	±5.0	

Note. Percent responding are Reserve component spouses who answered the question and whose husband/wife was activated and deployed in the past 24 months (Q13/Q14). Percentage Reporting Yes does not include those who indicated the item was "Not applicable."

NA: Not applicable

22. During your spouse's most recent activation/deployment, did you lose money or have any additional expenses because of the following?

j. Other

	Percent Responding		Percentages			Max ME	Percentage Reporting Yes		
			1	2	3				
MEMBER COMPONENT BY PAYGRADE									
ARNG Enlisted	34	±3	17	54	29	±4	24.0	±4.0	
E1 – E4	36	±4	16	58	26	±7	22.0	±7.0	
E5 – E9	33	±3	18	52	31	±5	25.0	±5.0	
ARNG Officers	33	±3	13	53	34	±5	20.0	±6.0	
O1 – O3	38	±5	11	55	35	±8	16.0	±8.0	
O4 – O6	27	±4	14	52	34	±9	21.0	±9.0	
USAR Enlisted	23	±3	14	50	36	±6	22.0	±6.0	
E1 – E4	19	±3	12	53	35	±10	19.0	±11.0	
E5 – E9	25	±3	14	49	36	±7	23.0	±8.0	
USAR Officers	27	±3	17	50	33	±6	26.0	±7.0	
O1 – O3	26	±4	16	50	35	±10	24.0	±12.0	
O4 – O6	27	±4	18	51	31	±8	26.0	±8.0	
USNR Enlisted	29	±4	13	54	34	±8	19.0	±9.0	
E1 – E4	21	±5	11	62	26	±13	15.0	±14.0	
E5 – E9	31	±5	13	52	35	±9	20.0	±10.0	
USNR Officers	25	±4	18	49	33	±8	27.0	±9.0	
O1 – O3	20	±4	19	43	39	±12	30.0	±16.0	
O4 – O6	28	±5	17	51	32	±10	26.0	±11.0	
USMCR Enlisted	30	±4	17	57	26	±8	23.0	±8.0	
E1 – E4	32	±5	17	63	20	±10	22.0	±10.0	
E5 – E9	27	±5	17	50	33	±12	25.0	±14.0	
USMCR Officers	26	±4	20	43	37	±9	32.0	±11.0	
O1 – O3	26	±7	23	50	27	±16	32.0	±20.0	
O4 – O6	26	±5	19	41	39	±11	32.0	±14.0	
ANG Enlisted	27	±4	12	64	25	±7	15.0	±7.0	
E1 – E4	22	±4	9	62	29	±11	12.0	±11.0	
E5 – E9	27	±4	12	64	24	±8	16.0	±8.0	
ANG Officers	27	±3	12	59	29	±7	16.0	±8.0	
O1 – O3	30	±4	15	55	30	±10	21.0	±11.0	
O4 – O6	26	±4	10	62	28	±10	14.0	±11.0	
USAFR Enlisted	21	±2	9	61	30	±6	13.0	±6.0	
E1 – E4	13	±4	11	70	19	±17	14.0	±18.0	
E5 – E9	23	±3	9	60	31	±7	13.0	±6.0	
USAFR Officers	19	±3	13	56	32	±8	18.0	±8.0	
O1 – O3	19	±4	12	68	21	±13	15.0	±13.0	
O4 – O6	19	±3	13	52	35	±9	20.0	±10.0	

Note. Percent responding are Reserve component spouses who answered the question and whose husband/wife was activated and deployed in the past 24 months (Q13/Q14). Percentage Reporting Yes does not include those who indicated the item was "Not applicable."





































23. Were any of your spouse's deployments in the past 24 months longer than you expected?

	Percent Responding		Percentages	Max ME	Percentage Reporting Yes
			Yes		
MEMBER DEMOGRAPHICS					
Total DoD	32	±1	15	±2	■
ARNG	38	±2	12	±2	■
USAR	27	±2	16	±3	■
USNR	31	±3	20	±5	■
USMCR	31	±3	16	±5	■
ANG	29	±3	18	±5	■
USAFR	23	±2	17	±4	■
Enlisted	32	±2	15	±2	■
E1 – E4	30	±3	16	±4	■
E5 – E9	32	±2	15	±2	■
Officers	32	±2	13	±2	■
O1 – O3	33	±3	11	±3	■
O4 – O6	29	±2	16	±3	■
Reserve Unit	34	±2	15	±2	■
Military Technician	31	±3	14	±4	■
AGR/FTS/AR	18	±3	10	±5	■
IMA	19	±4	12	±7	■
Not Activated Past 24 Months	NA		NA		
Activated Past 24 Months	64	±2	15	±2	■
Not Deployed Past 24 Months	NA		NA		
Deployed Past 24 Months	99	±1	15	±2	■
SPOUSE DEMOGRAPHICS					
Male	17	±3	11	±4	■
Female	34	±2	15	±2	■
No College/Some College	32	±2	14	±2	■
4-Year Degree	32	±2	15	±3	■
Graduate/Professional Degree	29	±3	15	±4	■
Non-Hispanic White	33	±2	13	±2	■
Total Minority	28	±2	19	±4	■
Non-Hispanic Black	26	±4	16	±7	■
Hispanic	31	±4	22	±6	■
30 Years Old or Younger	33	±3	16	±3	■
31 to 40 Years Old	31	±2	14	±2	■
More Than 40 Years Old	31	±2	14	±3	■
FAMILY STATUS					
With Child(ren)	31	±2	14	±2	■
Without Child(ren)	33	±3	15	±3	■

Note. Percent responding are Reserve component spouses who answered the question and whose husband/wife was activated and deployed in the past 24 months (Q13/Q14).

NA: Not applicable

23. Were any of your spouse's deployments in the past 24 months longer than you expected?

	Percent Responding		Percentages	Max ME	Percentage Reporting Yes
			Yes		
MEMBER COMPONENT BY PAYGRADE					
ARNG Enlisted	38	±3	13	±3	
E1 - E4	39	±4	16	±6	
E5 - E9	37	±3	11	±3	
ARNG Officers	38	±3	7	±3	
O1 - O3	41	±5	7	±4	
O4 - O6	33	±4	5	±5	
USAR Enlisted	25	±3	16	±4	
E1 - E4	20	±3	13	±8	
E5 - E9	28	±3	18	±5	
USAR Officers	31	±3	16	±5	
O1 - O3	28	±4	11	±8	
O4 - O6	31	±4	21	±7	
USNR Enlisted	32	±4	20	±7	
E1 - E4	22	±5	17	±12	
E5 - E9	34	±5	20	±8	
USNR Officers	28	±4	19	±7	
O1 - O3	23	±5	14	±10	
O4 - O6	31	±5	20	±8	
USMCR Enlisted	32	±4	16	±6	
E1 - E4	34	±5	17	±8	
E5 - E9	30	±5	16	±10	
USMCR Officers	28	±4	16	±7	
O1 - O3	27	±7	13	±15	
O4 - O6	28	±5	17	±9	
ANG Enlisted	29	±4	18	±5	
E1 - E4	23	±4	26	±10	
E5 - E9	29	±4	17	±6	
ANG Officers	31	±3	19	±6	
O1 - O3	33	±4	25	±9	
O4 - O6	30	±5	16	±8	
USAFR Enlisted	23	±3	16	±5	
E1 - E4	13	±4	20	±16	
E5 - E9	26	±3	16	±5	
USAFR Officers	21	±3	18	±6	
O1 - O3	20	±4	15	±11	
O4 - O6	21	±3	20	±7	

Note. Percent responding are Reserve component spouses who answered the question and whose husband/wife was activated and deployed in the past 24 months (Q13/Q14).




































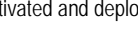

24. Was your spouse's most recent deployment to a combat zone?

1. Yes, deployed to Iraq and/or Afghanistan 2. Yes, deployed to a combat zone other than Iraq or Afghanistan 3. No

	Percent Responding		Percentages			Max ME	Percentage Deployed to a Combat Zone		
			1	2	3				
MEMBER DEMOGRAPHICS									
Total DoD	32	±1	66	13	21	±2	79.0	±2.0	
ARNG	38	±2	75	11	13	±3	87.0	±3.0	
USAR	27	±2	71	7	21	±4	79.0	±4.0	
USNR	31	±3	46	26	28	±6	72.0	±6.0	
USMCR	31	±3	75	5	19	±5	81.0	±5.0	
ANG	29	±3	46	16	38	±6	62.0	±6.0	
USAFR	23	±2	48	19	33	±5	67.0	±5.0	
Enlisted	32	±2	66	13	21	±3	79.0	±3.0	
E1 – E4	30	±3	69	13	18	±5	82.0	±5.0	
E5 – E9	32	±2	65	13	22	±3	78.0	±3.0	
Officers	32	±2	66	12	22	±3	78.0	±3.0	
O1 – O3	33	±3	66	12	22	±5	78.0	±4.0	
O4 – O6	29	±2	63	13	24	±4	76.0	±4.0	
Reserve Unit	34	±2	66	13	21	±2	79.0	±2.0	
Military Technician	31	±3	60	16	24	±6	76.0	±6.0	
AGR/FTS/AR	18	±3	65	12	23	±8	77.0	±8.0	
IMA	19	±4	50	8	42	±10	58.0	±10.0	
Not Activated Past 24 Months	NA		NA	NA	NA		NA		
Activated Past 24 Months	64	±2	66	13	21	±2	79.0	±2.0	
Not Deployed Past 24 Months	NA		NA	NA	NA		NA		
Deployed Past 24 Months	99	±1	66	13	21	±2	79.0	±2.0	
SPOUSE DEMOGRAPHICS									
Male	17	±3	47	16	37	±8	63.0	±8.0	
Female	34	±2	67	13	20	±2	80.0	±2.0	
No College/Some College	32	±2	68	12	20	±3	80.0	±3.0	
4-Year Degree	32	±2	62	16	22	±4	78.0	±4.0	
Graduate/Professional Degree	29	±3	62	12	26	±5	74.0	±5.0	
Non-Hispanic White	33	±2	67	13	20	±3	80.0	±2.0	
Total Minority	28	±2	62	13	25	±4	75.0	±4.0	
Non-Hispanic Black	26	±4	55	12	34	±8	66.0	±8.0	
Hispanic	31	±4	64	15	22	±7	78.0	±7.0	
30 Years Old or Younger	33	±3	68	13	19	±4	81.0	±4.0	
31 to 40 Years Old	31	±2	68	12	20	±3	80.0	±3.0	
More Than 40 Years Old	31	±2	64	13	23	±3	77.0	±3.0	
FAMILY STATUS									
With Child(ren)	31	±2	65	13	21	±3	79.0	±3.0	
Without Child(ren)	33	±3	67	11	22	±4	78.0	±4.0	

Note. Percent responding are Reserve component spouses who answered the question and whose husband/wife was activated and deployed in the past 24 months (Q13/Q14).
NA: Not applicable

24. Was your spouse's most recent deployment to a combat zone?

	Percent Responding		Percentages			Max ME	Percentage Deployed to a Combat Zone		
			1	2	3				
MEMBER COMPONENT BY PAYGRADE									
ARNG Enlisted	38	±3	75	11	14	±4	86.0	±4.0	
E1 – E4	39	±4	69	17	15	±7	85.0	±7.0	
E5 – E9	37	±3	78	9	13	±4	87.0	±4.0	
ARNG Officers	38	±3	77	11	12	±5	88.0	±4.0	
O1 – O3	41	±5	73	12	15	±7	85.0	±7.0	
O4 – O6	33	±4	80	12	8	±8	92.0	±7.0	
USAR Enlisted	25	±3	74	7	20	±6	80.0	±6.0	
E1 – E4	20	±3	84	5	12	±10	88.0	±10.0	
E5 – E9	28	±3	70	8	23	±7	77.0	±7.0	
USAR Officers	31	±3	66	9	25	±6	75.0	±5.0	
O1 – O3	28	±4	66	10	24	±10	76.0	±10.0	
O4 – O6	31	±4	63	9	28	±7	72.0	±7.0	
USNR Enlisted	32	±4	45	28	27	±9	73.0	±9.0	
E1 – E4	21	±5	44	18	39	±13	61.0	±13.0	
E5 – E9	34	±5	46	29	25	±10	75.0	±10.0	
USNR Officers	28	±4	49	21	30	±8	70.0	±8.0	
O1 – O3	23	±4	56	11	33	±12	67.0	±12.0	
O4 – O6	31	±5	46	24	29	±9	71.0	±9.0	
USMCR Enlisted	32	±4	80	3	17	±7	83.0	±7.0	
E1 – E4	34	±5	80	3	17	±9	83.0	±8.0	
E5 – E9	31	±5	80	3	17	±11	83.0	±11.0	
USMCR Officers	28	±4	60	11	29	±8	71.0	±8.0	
O1 – O3	27	±7	72	2	25	±15	75.0	±15.0	
O4 – O6	28	±5	59	14	27	±10	73.0	±10.0	
ANG Enlisted	29	±4	43	17	40	±7	60.0	±7.0	
E1 – E4	23	±4	48	8	44	±11	56.0	±11.0	
E5 – E9	29	±4	43	18	39	±8	61.0	±8.0	
ANG Officers	30	±3	56	12	32	±7	68.0	±7.0	
O1 – O3	33	±4	48	14	38	±9	62.0	±9.0	
O4 – O6	29	±5	61	11	28	±10	72.0	±10.0	
USAFR Enlisted	24	±3	45	20	34	±6	66.0	±6.0	
E1 – E4	13	±4	48	4	48	±16	52.0	±16.0	
E5 – E9	26	±3	45	22	33	±6	67.0	±6.0	
USAFR Officers	21	±3	55	16	29	±7	71.0	±7.0	
O1 – O3	20	±4	56	24	20	±12	80.0	±11.0	
O4 – O6	21	±3	55	13	32	±8	68.0	±8.0	

Note. Percent responding are Reserve component spouses who answered the question and whose husband/wife was activated and deployed in the past 24 months (Q13/Q14).

25. During your spouse's most recent deployment, to what extent were each of the following a problem for you?

a. My job or education demands

1. Not at all
4. Large extent

2. Small extent
5. Very large extent

3. Moderate extent

	Percent Responding		Percentages					Max ME	Average Extent of Problem		
			1	2	3	4	5				
MEMBER DEMOGRAPHICS											
Total DoD	31	±1	43	13	18	13	12	±2	2.4	±0.1	
ARNG	37	±2	41	15	19	13	13	±3	2.4	±0.1	
USAR	26	±2	46	12	19	12	12	±4	2.3	±0.2	
USNR	30	±3	45	12	19	13	11	±6	2.3	±0.2	
USMCR	31	±3	41	12	17	13	18	±6	2.5	±0.2	
ANG	29	±3	46	13	18	14	10	±6	2.3	±0.2	
USAFR	22	±2	50	15	13	12	11	±5	2.2	±0.2	
Enlisted	31	±2	44	13	18	12	13	±3	2.4	±0.1	
E1 – E4	29	±3	40	13	20	13	15	±5	2.5	±0.2	
E5 – E9	32	±2	45	13	18	12	12	±3	2.3	±0.1	
Officers	31	±2	43	15	18	15	10	±3	2.3	±0.1	
O1 – O3	32	±3	41	13	19	16	11	±5	2.4	±0.2	
O4 – O6	29	±2	45	15	17	13	9	±4	2.3	±0.1	
Reserve Unit	34	±2	43	13	18	13	12	±2	2.4	±0.1	
Military Technician	31	±3	47	15	16	13	9	±6	2.2	±0.2	
AGR/FTS/AR	17	±3	43	15	22	12	8	±7	2.3	±0.2	
IMA	19	±4	43	20	13	16	8	±10	2.3	±0.3	
Not Activated Past 24 Months	NA		NA	NA	NA	NA	NA		NA		
Activated Past 24 Months	63	±2	43	13	18	13	12	±2	2.4	±0.1	
Not Deployed Past 24 Months	NA		NA	NA	NA	NA	NA		NA		
Deployed Past 24 Months	98	±1	43	13	18	13	12	±2	2.4	±0.1	
SPOUSE DEMOGRAPHICS											
Male	17	±3	48	12	11	18	11	±8	2.3	±0.3	
Female	33	±2	43	14	19	13	12	±2	2.4	±0.1	
No College/Some College	32	±2	47	14	16	12	12	±3	2.3	±0.1	
4-Year Degree	31	±2	40	13	21	14	12	±4	2.4	±0.1	
Graduate/Professional Degree	29	±3	33	13	21	18	15	±5	2.7	±0.2	
Non-Hispanic White	33	±2	44	14	18	13	11	±3	2.3	±0.1	
Total Minority	27	±2	42	12	18	14	14	±4	2.5	±0.2	
Non-Hispanic Black	23	±4	47	8	16	14	14	±7	2.4	±0.3	
Hispanic	30	±4	41	12	19	14	15	±6	2.5	±0.2	
30 Years Old or Younger	32	±3	36	16	20	14	15	±4	2.6	±0.2	
31 to 40 Years Old	31	±2	42	13	19	14	13	±3	2.4	±0.1	
More Than 40 Years Old	31	±2	50	13	16	11	9	±3	2.2	±0.1	
FAMILY STATUS											
With Child(ren)	31	±2	41	14	18	15	13	±3	2.4	±0.1	
Without Child(ren)	32	±3	49	14	20	8	10	±4	2.2	±0.1	

Note. Percent responding are Reserve component spouses who answered the question and whose husband/wife was activated and deployed in the past 24 months (Q13/Q14).

NA: Not applicable

25. During your spouse's most recent deployment, to what extent were each of the following a problem for you?
 a. My job or education demands

	Percent Responding		Percentages					Max ME	Average Extent of Problem		
			1	2	3	4	5				
MEMBER COMPONENT BY PAYGRADE											
ARNG Enlisted	37	±3	41	14	18	12	14	±4	2.4	±0.1	
E1 – E4	38	±4	38	14	21	13	15	±6	2.5	±0.2	
E5 – E9	37	±3	43	15	17	12	13	±4	2.4	±0.2	
ARNG Officers	38	±3	40	15	19	16	10	±5	2.4	±0.2	
O1 – O3	41	±5	38	12	22	18	10	±7	2.5	±0.2	
O4 – O6	33	±4	41	16	19	12	12	±8	2.4	±0.3	
USAR Enlisted	25	±2	45	12	19	12	12	±5	2.3	±0.2	
E1 – E4	20	±3	44	13	19	11	13	±10	2.4	±0.3	
E5 – E9	27	±3	45	12	19	12	12	±6	2.3	±0.2	
USAR Officers	31	±3	47	11	17	14	11	±6	2.3	±0.2	
O1 – O3	27	±4	45	11	15	16	12	±10	2.4	±0.3	
O4 – O6	31	±4	51	10	19	11	9	±7	2.2	±0.2	
USNR Enlisted	31	±4	46	12	20	11	11	±8	2.3	±0.3	
E1 – E4	22	±5	49	9	21	16	5	±13	2.2	±0.4	
E5 – E9	33	±5	45	13	20	10	12	±9	2.3	±0.3	
USNR Officers	28	±4	44	12	16	18	10	±8	2.4	±0.3	
O1 – O3	23	±5	48	19	15	7	11	±11	2.1	±0.4	
O4 – O6	31	±5	43	11	16	22	9	±9	2.4	±0.3	
USMCR Enlisted	32	±4	40	11	17	13	19	±8	2.6	±0.3	
E1 – E4	33	±5	41	13	18	7	20	±10	2.5	±0.3	
E5 – E9	30	±5	39	8	16	19	18	±11	2.7	±0.4	
USMCR Officers	28	±4	44	15	17	10	13	±8	2.3	±0.3	
O1 – O3	26	±7	54	7	20	10	9	±16	2.1	±0.5	
O4 – O6	28	±5	40	19	16	12	13	±10	2.4	±0.3	
ANG Enlisted	29	±4	47	11	18	14	10	±7	2.3	±0.2	
E1 – E4	23	±4	38	12	19	14	18	±11	2.6	±0.4	
E5 – E9	29	±4	48	11	18	14	9	±7	2.3	±0.2	
ANG Officers	31	±3	42	20	16	14	9	±7	2.3	±0.2	
O1 – O3	33	±4	37	16	19	16	12	±9	2.5	±0.3	
O4 – O6	30	±5	44	22	14	13	7	±9	2.2	±0.3	
USAFR Enlisted	23	±3	51	13	12	12	11	±6	2.2	±0.2	
E1 – E4	13	±4	46	20	8	17	10	±17	2.3	±0.5	
E5 – E9	25	±3	52	13	12	12	12	±6	2.2	±0.2	
USAFR Officers	21	±3	47	18	16	11	8	±7	2.1	±0.2	
O1 – O3	20	±4	51	12	17	11	10	±12	2.2	±0.4	
O4 – O6	21	±3	46	20	15	11	8	±9	2.1	±0.3	

Note. Percent responding are Reserve component spouses who answered the question and whose husband/wife was activated and deployed in the past 24 months (Q13/Q14).

25. During your spouse's most recent deployment, to what extent were each of the following a problem for you?

b. Managing expenses and bills

1. Not at all
4. Large extent

2. Small extent
5. Very large extent

3. Moderate extent

	Percent Responding		Percentages					Max ME	Average Extent of Problem		
			1	2	3	4	5				
MEMBER DEMOGRAPHICS											
Total DoD	31	±1	36	23	21	11	9	±2	2.3	±0.1	
ARNG	37	±2	35	22	21	13	10	±3	2.4	±0.1	
USAR	26	±2	34	24	22	11	9	±4	2.4	±0.2	
USNR	30	±3	35	23	26	7	9	±6	2.3	±0.2	
USMCR	31	±3	36	21	20	13	10	±6	2.4	±0.2	
ANG	28	±3	41	25	19	8	7	±6	2.2	±0.2	
USAFR	22	±2	38	24	21	11	6	±5	2.2	±0.2	
Enlisted	31	±2	35	22	21	12	10	±3	2.4	±0.1	
E1 – E4	29	±3	31	20	23	14	11	±5	2.6	±0.2	
E5 – E9	32	±2	37	22	20	11	10	±3	2.3	±0.1	
Officers	31	±2	39	27	22	8	5	±3	2.1	±0.1	
O1 – O3	32	±3	39	23	24	10	4	±5	2.2	±0.2	
O4 – O6	29	±2	39	29	20	7	5	±4	2.1	±0.1	
Reserve Unit	33	±2	35	23	22	11	9	±2	2.4	±0.1	
Military Technician	30	±3	44	21	21	10	5	±6	2.1	±0.2	
AGR/FTS/AR	17	±3	44	21	19	8	8	±7	2.1	±0.2	
IMA	18	±4	40	29	16	10	5	±10	2.1	±0.3	
Not Activated Past 24 Months	NA		NA	NA	NA	NA	NA		NA		
Activated Past 24 Months	63	±2	36	23	21	11	9	±2	2.3	±0.1	
Not Deployed Past 24 Months	NA		NA	NA	NA	NA	NA		NA		
Deployed Past 24 Months	97	±1	36	23	21	11	9	±2	2.3	±0.1	
SPOUSE DEMOGRAPHICS											
Male	17	±3	45	22	17	8	8	±8	2.1	±0.2	
Female	33	±2	35	23	22	11	9	±2	2.4	±0.1	
No College/Some College	32	±2	36	21	20	12	10	±3	2.4	±0.1	
4-Year Degree	31	±2	34	25	24	10	6	±4	2.3	±0.1	
Graduate/Professional Degree	29	±3	37	27	19	9	8	±5	2.2	±0.2	
Non-Hispanic White	32	±2	38	24	20	10	7	±3	2.2	±0.1	
Total Minority	28	±2	31	18	24	13	14	±4	2.6	±0.2	
Non-Hispanic Black	25	±4	38	18	17	12	15	±8	2.5	±0.3	
Hispanic	30	±4	30	17	25	12	16	±7	2.7	±0.2	
30 Years Old or Younger	32	±3	31	23	24	13	9	±4	2.5	±0.1	
31 to 40 Years Old	31	±2	37	24	19	12	9	±4	2.3	±0.1	
More Than 40 Years Old	30	±2	39	22	21	10	8	±3	2.3	±0.1	
FAMILY STATUS											
With Child(ren)	30	±2	34	23	22	11	9	±3	2.4	±0.1	
Without Child(ren)	32	±3	40	22	21	11	7	±4	2.2	±0.1	

Note. Percent responding are Reserve component spouses who answered the question and whose husband/wife was activated and deployed in the past 24 months (Q13/Q14).

NA: Not applicable

25. During your spouse's most recent deployment, to what extent were each of the following a problem for you?
b. Managing expenses and bills

	Percent Responding		Percentages					Max ME	Average Extent of Problem		
			1	2	3	4	5				
MEMBER COMPONENT BY PAYGRADE											
ARNG Enlisted	37	±3	34	21	21	14	11	±4	2.5	±0.1	
E1 – E4	38	±4	30	19	24	14	13	±7	2.6	±0.2	
E5 – E9	37	±3	36	22	19	14	10	±4	2.4	±0.2	
ARNG Officers	37	±3	40	25	22	9	5	±5	2.1	±0.2	
O1 – O3	40	±5	39	23	23	11	4	±7	2.2	±0.2	
O4 – O6	32	±4	43	25	19	7	6	±8	2.1	±0.2	
USAR Enlisted	25	±3	32	24	21	12	11	±5	2.4	±0.2	
E1 – E4	20	±3	33	26	20	14	8	±10	2.4	±0.3	
E5 – E9	28	±3	32	24	22	11	12	±6	2.5	±0.2	
USAR Officers	30	±3	39	23	23	9	5	±6	2.2	±0.2	
O1 – O3	26	±4	37	20	30	8	5	±10	2.3	±0.3	
O4 – O6	31	±4	40	25	21	10	4	±7	2.1	±0.2	
USNR Enlisted	31	±4	37	20	26	6	11	±8	2.3	±0.2	
E1 – E4	21	±5	38	14	29	10	9	±13	2.4	±0.4	
E5 – E9	33	±5	36	22	26	6	11	±9	2.3	±0.3	
USNR Officers	28	±4	32	30	25	9	5	±7	2.2	±0.2	
O1 – O3	23	±5	29	31	19	19	3	±11	2.4	±0.3	
O4 – O6	30	±5	34	30	27	5	5	±9	2.2	±0.2	
USMCR Enlisted	32	±4	34	21	20	14	11	±7	2.5	±0.2	
E1 – E4	34	±5	32	20	22	13	12	±10	2.5	±0.3	
E5 – E9	30	±5	35	21	19	16	9	±11	2.4	±0.3	
USMCR Officers	28	±4	43	23	19	8	7	±8	2.1	±0.2	
O1 – O3	27	±7	58	22	13	6	NR	±16	1.7	±0.3	
O4 – O6	27	±5	39	25	22	6	9	±10	2.2	±0.3	
ANG Enlisted	28	±4	41	23	19	9	8	±7	2.2	±0.2	
E1 – E4	22	±4	29	23	24	16	8	±11	2.5	±0.3	
E5 – E9	29	±4	43	23	18	8	8	±7	2.2	±0.2	
ANG Officers	30	±3	38	32	19	7	3	±7	2.0	±0.2	
O1 – O3	33	±4	39	21	27	9	3	±9	2.2	±0.3	
O4 – O6	29	±5	38	38	15	5	3	±10	2.0	±0.2	
USAFR Enlisted	22	±3	37	21	22	13	7	±6	2.3	±0.2	
E1 – E4	13	±4	25	17	21	28	9	±19	2.8	±0.4	
E5 – E9	24	±3	39	21	22	11	7	±7	2.3	±0.2	
USAFR Officers	20	±3	41	33	19	5	3	±7	2.0	±0.2	
O1 – O3	20	±4	41	39	13	3	5	±12	1.9	±0.3	
O4 – O6	20	±3	41	31	21	5	3	±9	2.0	±0.2	

Note. Percent responding are Reserve component spouses who answered the question and whose husband/wife was activated and deployed in the past 24 months (Q13/Q14).

NR: Not reportable

25. During your spouse's most recent deployment, to what extent were each of the following a problem for you?

c. Home/car repairs/maintenance or yard work

1. Not at all
4. Large extent

2. Small extent
5. Very large extent

3. Moderate extent

	Percent Responding		Percentages					Max ME	Average Extent of Problem		
			1	2	3	4	5				
MEMBER DEMOGRAPHICS											
Total DoD	31	±1	19	20	25	20	16	±2	2.9	±0.1	
ARNG	37	±2	17	19	27	21	16	±3	3.0	±0.1	
USAR	26	±2	19	18	25	22	15	±4	3.0	±0.2	
USNR	30	±3	17	23	26	19	16	±6	2.9	±0.2	
USMCR	31	±3	20	21	31	17	12	±6	2.8	±0.2	
ANG	29	±3	21	24	22	18	15	±5	2.8	±0.2	
USAFR	22	±2	22	23	22	18	15	±5	2.8	±0.2	
Enlisted	31	±2	18	20	25	21	17	±2	3.0	±0.1	
E1 – E4	30	±3	22	18	25	20	15	±5	2.9	±0.2	
E5 – E9	32	±2	17	20	25	21	17	±3	3.0	±0.1	
Officers	31	±2	20	23	28	18	12	±3	2.8	±0.1	
O1 – O3	32	±3	22	21	28	18	11	±5	2.8	±0.2	
O4 – O6	29	±2	20	25	29	15	10	±4	2.7	±0.1	
Reserve Unit	34	±2	18	20	26	21	16	±2	3.0	±0.1	
Military Technician	31	±3	19	21	26	18	17	±5	2.9	±0.2	
AGR/FTS/AR	17	±3	22	23	21	17	17	±7	2.8	±0.2	
IMA	19	±4	23	26	31	13	8	±10	2.6	±0.3	
Not Activated Past 24 Months	NA		NA	NA	NA	NA	NA		NA		
Activated Past 24 Months	64	±2	19	20	25	20	16	±2	2.9	±0.1	
Not Deployed Past 24 Months	NA		NA	NA	NA	NA	NA		NA		
Deployed Past 24 Months	98	±1	19	20	25	20	16	±2	2.9	±0.1	
SPOUSE DEMOGRAPHICS											
Male	17	±3	49	19	19	6	7	±8	2.0	±0.2	
Female	33	±2	16	20	26	21	16	±2	3.0	±0.1	
No College/Some College	32	±2	20	18	24	21	17	±3	3.0	±0.1	
4-Year Degree	31	±2	17	23	27	20	13	±4	2.9	±0.1	
Graduate/Professional Degree	29	±3	18	22	28	16	16	±4	2.9	±0.2	
Non-Hispanic White	33	±2	18	21	27	20	13	±2	2.9	±0.1	
Total Minority	28	±2	19	18	21	21	21	±4	3.1	±0.2	
Non-Hispanic Black	25	±4	28	17	18	12	25	±8	2.9	±0.3	
Hispanic	31	±4	15	17	23	24	20	±6	3.2	±0.2	
30 Years Old or Younger	33	±3	20	20	28	21	12	±4	2.8	±0.1	
31 to 40 Years Old	31	±2	18	19	24	22	16	±3	3.0	±0.1	
More Than 40 Years Old	31	±2	18	22	25	18	17	±3	2.9	±0.1	
FAMILY STATUS											
With Child(ren)	31	±2	16	20	26	21	16	±2	3.0	±0.1	
Without Child(ren)	32	±3	25	21	25	17	13	±4	2.7	±0.1	

Note. Percent responding are Reserve component spouses who answered the question and whose husband/wife was activated and deployed in the past 24 months (Q13/Q14).

NA: Not applicable

25. During your spouse's most recent deployment, to what extent were each of the following a problem for you?
 c. Home/car repairs/maintenance or yard work

	Percent Responding		Percentages					Max ME	Average Extent of Problem		
			1	2	3	4	5				
MEMBER COMPONENT BY PAYGRADE											
ARNG Enlisted	37	±3	17	18	27	21	17	±4	3.0	±0.1	
E1 – E4	38	±4	21	17	25	20	16	±7	2.9	±0.2	
E5 – E9	37	±3	15	19	27	22	17	±4	3.1	±0.1	
ARNG Officers	37	±3	20	23	26	20	11	±5	2.8	±0.2	
O1 – O3	41	±5	21	21	28	20	10	±7	2.8	±0.2	
O4 – O6	32	±4	19	27	28	16	9	±8	2.7	±0.2	
USAR Enlisted	25	±3	19	18	24	24	16	±5	3.0	±0.2	
E1 – E4	20	±3	24	19	21	25	12	±10	2.8	±0.3	
E5 – E9	28	±3	17	18	25	23	18	±6	3.1	±0.2	
USAR Officers	30	±3	20	19	30	18	13	±5	2.8	±0.2	
O1 – O3	27	±4	24	21	24	16	14	±9	2.8	±0.3	
O4 – O6	31	±4	20	17	35	17	11	±7	2.8	±0.2	
USNR Enlisted	31	±4	16	24	25	19	16	±8	3.0	±0.2	
E1 – E4	22	±5	30	13	22	22	13	±13	2.8	±0.4	
E5 – E9	33	±5	14	25	25	19	17	±9	3.0	±0.3	
USNR Officers	28	±4	18	20	31	17	14	±7	2.9	±0.2	
O1 – O3	22	±4	13	17	40	20	10	±12	3.0	±0.3	
O4 – O6	31	±5	19	21	28	16	16	±9	2.9	±0.3	
USMCR Enlisted	32	±4	20	20	31	17	13	±7	2.8	±0.2	
E1 – E4	34	±5	21	23	31	13	11	±10	2.7	±0.3	
E5 – E9	30	±5	18	17	30	21	14	±11	3.0	±0.3	
USMCR Officers	28	±4	20	22	31	16	10	±8	2.7	±0.2	
O1 – O3	26	±7	36	7	40	10	7	±17	2.5	±0.4	
O4 – O6	28	±5	18	27	29	14	11	±10	2.7	±0.3	
ANG Enlisted	29	±4	21	23	21	19	17	±6	2.9	±0.2	
E1 – E4	23	±4	18	23	36	15	8	±11	2.7	±0.3	
E5 – E9	29	±4	21	22	19	19	18	±7	2.9	±0.3	
ANG Officers	31	±3	20	28	27	16	10	±7	2.7	±0.2	
O1 – O3	33	±4	20	22	28	20	10	±9	2.8	±0.3	
O4 – O6	30	±5	20	31	26	13	9	±9	2.6	±0.3	
USAFR Enlisted	23	±3	21	21	21	20	17	±6	2.9	±0.2	
E1 – E4	13	±4	18	29	20	16	17	±18	2.8	±0.5	
E5 – E9	25	±3	21	20	21	20	17	±6	2.9	±0.2	
USAFR Officers	21	±3	25	28	26	13	8	±7	2.5	±0.2	
O1 – O3	20	±4	28	18	32	13	9	±12	2.6	±0.3	
O4 – O6	21	±3	25	32	24	12	8	±9	2.5	±0.2	

Note. Percent responding are Reserve component spouses who answered the question and whose husband/wife was activated and deployed in the past 24 months (Q13/Q14).

25. During your spouse's most recent deployment, to what extent were each of the following a problem for you?

d. Loss of income from my spouse's civilian job

1. Not at all
4. Large extent

2. Small extent
5. Very large extent

3. Moderate extent

	Percent Responding		Percentages					Max ME	Average Extent of Problem		
			1	2	3	4	5				
MEMBER DEMOGRAPHICS											
Total DoD	31	±1	72	11	8	4	5	±2	1.6	±0.1	■
ARNG	37	±2	76	10	8	3	4	±3	1.5	±0.1	■
USAR	26	±2	68	12	9	5	6	±4	1.7	±0.1	■
USNR	30	±3	61	15	11	8	5	±6	1.8	±0.2	■
USMCR	31	±3	66	13	11	5	5	±6	1.7	±0.2	■
ANG	29	±3	73	11	6	4	6	±5	1.6	±0.2	■
USAFR	22	±2	69	16	7	5	3	±5	1.6	±0.1	■
Enlisted	31	±2	71	12	8	4	5	±3	1.6	±0.1	■
E1 – E4	30	±3	71	12	9	3	5	±5	1.6	±0.1	■
E5 – E9	32	±2	72	11	8	5	4	±3	1.6	±0.1	■
Officers	31	±2	74	11	7	4	4	±3	1.5	±0.1	■
O1 – O3	32	±3	76	10	8	3	4	±5	1.5	±0.1	■
O4 – O6	29	±2	72	12	7	5	4	±4	1.6	±0.1	■
Reserve Unit	34	±2	70	12	8	4	5	±2	1.6	±0.1	■
Military Technician	30	±3	79	10	5	3	3	±5	1.4	±0.1	■
AGR/FTS/AR	17	±3	93	3	2	1	1	±4	1.1	±0.1	■
IMA	18	±4	72	13	6	8	1	±10	1.5	±0.3	■
Not Activated Past 24 Months	NA		NA	NA	NA	NA	NA		NA		
Activated Past 24 Months	63	±2	72	11	8	4	5	±2	1.6	±0.1	■
Not Deployed Past 24 Months	NA		NA	NA	NA	NA	NA		NA		
Deployed Past 24 Months	98	±1	72	11	8	4	5	±2	1.6	±0.1	■
SPOUSE DEMOGRAPHICS											
Male	17	±3	72	16	7	3	3	±8	1.5	±0.2	■
Female	33	±2	72	11	8	4	5	±2	1.6	±0.1	■
No College/Some College	32	±2	73	10	8	4	5	±3	1.6	±0.1	■
4-Year Degree	31	±2	71	14	7	5	3	±4	1.6	±0.1	■
Graduate/Professional Degree	29	±3	69	14	7	5	5	±5	1.6	±0.1	■
Non-Hispanic White	33	±2	75	11	7	4	3	±2	1.5	±0.1	■
Total Minority	28	±2	65	12	10	5	7	±4	1.8	±0.1	■
Non-Hispanic Black	25	±4	67	14	7	4	8	±7	1.7	±0.2	■
Hispanic	30	±4	66	9	13	5	8	±6	1.8	±0.2	■
30 Years Old or Younger	33	±3	76	9	8	3	4	±4	1.5	±0.1	■
31 to 40 Years Old	31	±2	72	11	7	4	5	±3	1.6	±0.1	■
More Than 40 Years Old	31	±2	69	13	8	5	5	±3	1.6	±0.1	■
FAMILY STATUS											
With Child(ren)	31	±2	71	12	8	4	5	±2	1.6	±0.1	■
Without Child(ren)	32	±3	75	11	7	5	3	±4	1.5	±0.1	■

Note. Percent responding are Reserve component spouses who answered the question and whose husband/wife was activated and deployed in the past 24 months (Q13/Q14).

NA: Not applicable

25. During your spouse's most recent deployment, to what extent were each of the following a problem for you?
 d. Loss of income from my spouse's civilian job

	Percent Responding		Percentages					Max ME	Average Extent of Problem		
			1	2	3	4	5				
MEMBER COMPONENT BY PAYGRADE											
ARNG Enlisted	37	±3	74	10	8	3	4	±3	1.5	±0.1	■
E1 – E4	38	±4	72	13	8	3	4	±6	1.5	±0.2	■
E5 – E9	37	±3	75	9	8	4	4	±4	1.5	±0.1	■
ARNG Officers	37	±3	81	8	6	2	3	±4	1.4	±0.1	■
O1 – O3	41	±5	81	6	7	2	4	±7	1.4	±0.2	■
O4 – O6	33	±4	81	10	5	2	3	±7	1.4	±0.2	■
USAR Enlisted	25	±3	68	12	8	5	6	±5	1.7	±0.2	■
E1 – E4	20	±3	74	8	8	1	9	±10	1.6	±0.3	■
E5 – E9	28	±3	66	14	8	7	5	±6	1.7	±0.2	■
USAR Officers	30	±3	69	11	9	5	5	±5	1.6	±0.2	■
O1 – O3	26	±4	70	13	9	4	4	±10	1.6	±0.3	■
O4 – O6	31	±4	69	12	9	6	4	±7	1.6	±0.2	■
USNR Enlisted	31	±4	62	14	12	8	4	±8	1.8	±0.2	■
E1 – E4	22	±5	68	12	4	6	9	±13	1.8	±0.4	■
E5 – E9	33	±5	61	14	13	9	4	±9	1.8	±0.2	■
USNR Officers	28	±4	61	18	8	8	5	±8	1.8	±0.2	■
O1 – O3	22	±5	62	17	13	2	6	±12	1.7	±0.3	■
O4 – O6	30	±5	60	19	7	9	5	±9	1.8	±0.3	■
USMCR Enlisted	32	±4	63	14	12	6	6	±7	1.8	±0.2	■
E1 – E4	34	±5	61	13	15	4	7	±10	1.8	±0.3	■
E5 – E9	30	±5	64	15	9	7	5	±11	1.7	±0.3	■
USMCR Officers	28	±4	77	11	7	4	2	±8	1.4	±0.2	■
O1 – O3	27	±7	97	3	NR	NR	NR	±14	1.0	±0.1	
O4 – O6	27	±5	72	14	10	3	2	±10	1.5	±0.2	■
ANG Enlisted	28	±4	73	10	6	5	6	±6	1.6	±0.2	■
E1 – E4	23	±4	57	14	12	11	6	±11	1.9	±0.3	■
E5 – E9	29	±4	75	10	5	4	6	±7	1.6	±0.2	■
ANG Officers	30	±4	75	11	7	3	4	±6	1.5	±0.2	■
O1 – O3	32	±4	71	12	12	3	3	±9	1.5	±0.2	■
O4 – O6	29	±5	77	11	4	3	5	±9	1.5	±0.2	■
USAFR Enlisted	23	±3	69	17	6	5	4	±6	1.6	±0.2	■
E1 – E4	13	±4	61	24	12	3	NR	±18	1.6	±0.3	■
E5 – E9	25	±3	70	16	6	5	4	±6	1.6	±0.2	■
USAFR Officers	21	±3	70	14	10	5	1	±7	1.5	±0.2	■
O1 – O3	20	±4	69	19	5	5	2	±12	1.5	±0.3	■
O4 – O6	21	±3	70	12	11	5	1	±8	1.5	±0.2	■

Note. Percent responding are Reserve component spouses who answered the question and whose husband/wife was activated and deployed in the past 24 months (Q13/Q14).

NR: Not reportable

25. During your spouse's most recent deployment, to what extent were each of the following a problem for you?

e. Safety of my family in our community

1. Not at all
4. Large extent

2. Small extent
5. Very large extent

3. Moderate extent

	Percent Responding		Percentages					Max ME	Average Extent of Problem		
			1	2	3	4	5				
MEMBER DEMOGRAPHICS											
Total DoD	31	±1	59	20	12	6	4	±2	1.8	±0.1	■
ARNG	37	±2	58	20	12	6	5	±3	1.8	±0.1	■
USAR	26	±2	58	20	13	6	4	±4	1.8	±0.1	■
USNR	30	±3	58	19	12	8	3	±6	1.8	±0.2	■
USMCR	31	±3	57	20	9	8	6	±6	1.8	±0.2	■
ANG	29	±3	60	21	11	7	2	±6	1.7	±0.2	■
USAFR	22	±2	65	19	8	4	5	±5	1.6	±0.2	■
Enlisted	31	±2	58	19	12	6	4	±3	1.8	±0.1	■
E1 – E4	29	±3	59	19	10	6	6	±5	1.8	±0.1	■
E5 – E9	32	±2	58	20	12	6	4	±3	1.8	±0.1	■
Officers	31	±2	61	22	10	5	2	±3	1.7	±0.1	■
O1 – O3	32	±3	58	23	11	5	3	±5	1.7	±0.1	■
O4 – O6	29	±2	66	19	8	5	2	±4	1.6	±0.1	■
Reserve Unit	34	±2	58	20	11	6	4	±2	1.8	±0.1	■
Military Technician	31	±3	61	21	9	5	4	±6	1.7	±0.2	■
AGR/FTS/AR	17	±3	61	17	14	6	2	±7	1.7	±0.2	■
IMA	18	±4	69	16	8	5	2	±9	1.6	±0.2	■
Not Activated Past 24 Months	NA		NA	NA	NA	NA	NA		NA		
Activated Past 24 Months	63	±2	59	20	12	6	4	±2	1.8	±0.1	■
Not Deployed Past 24 Months	NA		NA	NA	NA	NA	NA		NA		
Deployed Past 24 Months	98	±1	59	20	12	6	4	±2	1.8	±0.1	■
SPOUSE DEMOGRAPHICS											
Male	17	±3	79	12	3	5	1	±8	1.4	±0.2	■
Female	33	±2	57	20	12	6	4	±2	1.8	±0.1	■
No College/Some College	32	±2	58	18	12	7	4	±3	1.8	±0.1	■
4-Year Degree	31	±2	60	22	11	4	3	±4	1.7	±0.1	■
Graduate/Professional Degree	29	±3	57	22	11	5	4	±5	1.8	±0.2	■
Non-Hispanic White	32	±2	61	20	11	5	3	±3	1.7	±0.1	■
Total Minority	28	±2	52	19	12	9	8	±4	2.0	±0.2	■
Non-Hispanic Black	25	±4	56	13	14	11	6	±9	2.0	±0.2	■
Hispanic	30	±4	55	20	10	7	8	±6	1.9	±0.2	■
30 Years Old or Younger	32	±3	59	18	13	5	4	±4	1.8	±0.1	■
31 to 40 Years Old	31	±2	58	20	11	7	4	±3	1.8	±0.1	■
More Than 40 Years Old	30	±2	59	21	11	5	4	±3	1.7	±0.1	■
FAMILY STATUS											
With Child(ren)	31	±2	57	20	12	6	4	±3	1.8	±0.1	■
Without Child(ren)	32	±3	64	18	10	5	3	±4	1.7	±0.1	■

Note. Percent responding are Reserve component spouses who answered the question and whose husband/wife was activated and deployed in the past 24 months (Q13/Q14).

NA: Not applicable

25. During your spouse's most recent deployment, to what extent were each of the following a problem for you?
 e. Safety of my family in our community

	Percent Responding		Percentages					Max ME	Average Extent of Problem		
			1	2	3	4	5				
MEMBER COMPONENT BY PAYGRADE											
ARNG Enlisted	37	±3	58	19	12	6	5	±4	1.8	±0.1	
E1 – E4	38	±4	59	19	9	6	7	±7	1.8	±0.2	
E5 – E9	37	±3	57	19	13	6	5	±4	1.8	±0.1	
ARNG Officers	37	±3	60	22	12	4	2	±5	1.7	±0.1	
O1 – O3	41	±5	61	20	13	4	2	±7	1.7	±0.2	
O4 – O6	33	±4	62	22	9	4	2	±8	1.6	±0.2	
USAR Enlisted	25	±3	57	19	14	6	4	±5	1.8	±0.2	
E1 – E4	20	±3	61	16	15	8	1	±10	1.7	±0.2	
E5 – E9	27	±3	56	20	14	5	5	±6	1.8	±0.2	
USAR Officers	30	±3	59	22	11	6	3	±6	1.7	±0.2	
O1 – O3	27	±4	49	26	11	7	7	±10	2.0	±0.3	
O4 – O6	31	±4	69	17	9	5	1	±7	1.5	±0.2	
USNR Enlisted	31	±4	56	19	13	9	3	±8	1.8	±0.2	
E1 – E4	22	±5	63	14	13	4	6	±13	1.8	±0.3	
E5 – E9	33	±5	55	20	13	10	2	±9	1.9	±0.2	
USNR Officers	28	±4	63	21	9	4	2	±8	1.6	±0.2	
O1 – O3	22	±4	58	23	13	1	5	±12	1.7	±0.3	
O4 – O6	30	±5	65	21	8	4	2	±9	1.6	±0.2	
USMCR Enlisted	32	±4	56	20	9	8	6	±7	1.9	±0.2	
E1 – E4	33	±5	59	18	10	7	7	±10	1.9	±0.3	
E5 – E9	30	±5	54	23	8	8	6	±11	1.9	±0.3	
USMCR Officers	28	±4	61	20	7	8	4	±8	1.8	±0.2	
O1 – O3	27	±7	61	19	13	7	NR	±16	1.7	±0.3	
O4 – O6	28	±5	63	20	5	6	5	±10	1.7	±0.3	
ANG Enlisted	28	±4	59	21	12	7	2	±7	1.7	±0.2	
E1 – E4	23	±4	51	30	12	6	2	±11	1.8	±0.2	
E5 – E9	29	±4	59	20	12	7	2	±7	1.7	±0.2	
ANG Officers	30	±4	64	22	6	7	1	±7	1.6	±0.2	
O1 – O3	33	±4	59	31	5	4	2	±9	1.6	±0.2	
O4 – O6	29	±5	67	17	7	8	1	±9	1.6	±0.2	
USAFR Enlisted	23	±3	64	19	7	4	6	±6	1.7	±0.2	
E1 – E4	13	±4	59	19	10	4	8	±17	1.8	±0.4	
E5 – E9	25	±3	65	19	7	4	6	±6	1.7	±0.2	
USAFR Officers	21	±3	67	20	9	4	1	±7	1.5	±0.2	
O1 – O3	20	±4	66	19	8	5	2	±12	1.6	±0.3	
O4 – O6	21	±3	67	20	9	3	1	±9	1.5	±0.2	

Note. Percent responding are Reserve component spouses who answered the question and whose husband/wife was activated and deployed in the past 24 months (Q13/Q14).

NR: Not reportable



































25. During your spouse's most recent deployment, to what extent were each of the following a problem for you?

f. Feelings of anxiety or depression

1. Not at all
4. Large extent

2. Small extent
5. Very large extent

3. Moderate extent

	Percent Responding		Percentages					Max ME	Average Extent of Problem		
			1	2	3	4	5				
MEMBER DEMOGRAPHICS											
Total DoD	31	±1	16	24	24	17	19	±2	3.0	±0.1	
ARNG	37	±2	12	23	24	19	22	±3	3.2	±0.1	
USAR	26	±2	16	21	25	20	19	±4	3.1	±0.1	
USNR	30	±3	19	23	27	15	16	±6	2.9	±0.2	
USMCR	31	±3	15	21	21	18	24	±6	3.1	±0.2	
ANG	29	±3	25	28	24	12	12	±5	2.6	±0.2	
USAFR	23	±2	25	31	21	12	11	±5	2.6	±0.2	
Enlisted	31	±2	16	22	24	17	20	±2	3.0	±0.1	
E1 – E4	30	±3	13	17	24	20	25	±5	3.3	±0.2	
E5 – E9	32	±2	17	24	24	17	19	±3	3.0	±0.1	
Officers	31	±2	19	28	24	16	13	±3	2.8	±0.1	
O1 – O3	32	±3	16	24	25	20	14	±5	2.9	±0.2	
O4 – O6	29	±2	22	32	23	13	10	±4	2.6	±0.1	
Reserve Unit	34	±2	16	23	24	18	19	±2	3.0	±0.1	
Military Technician	31	±3	23	26	22	14	15	±6	2.7	±0.2	
AGR/FTS/AR	17	±3	17	25	26	14	18	±7	2.9	±0.2	
IMA	19	±4	31	30	18	11	10	±10	2.4	±0.3	
Not Activated Past 24 Months	NA		NA	NA	NA	NA	NA		NA		
Activated Past 24 Months	64	±2	16	24	24	17	19	±2	3.0	±0.1	
Not Deployed Past 24 Months	NA		NA	NA	NA	NA	NA		NA		
Deployed Past 24 Months	99	±1	16	24	24	17	19	±2	3.0	±0.1	
SPOUSE DEMOGRAPHICS											
Male	17	±3	31	26	17	10	16	±7	2.5	±0.3	
Female	33	±2	15	24	25	18	19	±2	3.0	±0.1	
No College/Some College	32	±2	16	22	24	18	21	±3	3.1	±0.1	
4-Year Degree	31	±2	17	26	25	17	15	±4	2.9	±0.1	
Graduate/Professional Degree	29	±3	19	26	22	15	17	±4	2.8	±0.2	
Non-Hispanic White	33	±2	16	25	25	17	17	±2	2.9	±0.1	
Total Minority	28	±2	16	19	23	17	25	±4	3.1	±0.2	
Non-Hispanic Black	25	±4	23	17	22	14	24	±7	3.0	±0.3	
Hispanic	30	±4	14	19	22	17	28	±6	3.3	±0.2	
30 Years Old or Younger	33	±3	11	21	23	20	24	±4	3.2	±0.1	
31 to 40 Years Old	31	±2	17	22	25	17	18	±3	3.0	±0.1	
More Than 40 Years Old	31	±2	19	27	24	15	15	±3	2.8	±0.1	
FAMILY STATUS											
With Child(ren)	31	±2	16	23	24	17	19	±2	3.0	±0.1	
Without Child(ren)	32	±3	15	25	24	17	19	±4	3.0	±0.1	

Note. Percent responding are Reserve component spouses who answered the question and whose husband/wife was activated and deployed in the past 24 months (Q13/Q14).

NA: Not applicable

25. During your spouse's most recent deployment, to what extent were each of the following a problem for you?
 f. Feelings of anxiety or depression

	Percent Responding		Percentages					Max ME	Average Extent of Problem		
			1	2	3	4	5				
MEMBER COMPONENT BY PAYGRADE											
ARNG Enlisted	37	±3	13	22	24	19	23	±3	3.2	±0.1	
E1 – E4	38	±4	12	17	25	19	27	±6	3.3	±0.2	
E5 – E9	37	±3	13	24	23	19	21	±4	3.1	±0.2	
ARNG Officers	37	±3	12	26	26	19	17	±5	3.0	±0.2	
O1 – O3	40	±5	13	21	24	25	17	±7	3.1	±0.2	
O4 – O6	33	±4	11	35	27	13	15	±8	2.9	±0.2	
USAR Enlisted	25	±3	15	18	24	22	22	±5	3.2	±0.2	
E1 – E4	20	±3	16	15	22	26	20	±10	3.2	±0.3	
E5 – E9	28	±3	14	19	25	20	22	±6	3.2	±0.2	
USAR Officers	30	±3	18	28	26	16	12	±5	2.8	±0.2	
O1 – O3	27	±4	16	29	28	15	12	±9	2.8	±0.3	
O4 – O6	31	±4	21	30	25	15	10	±7	2.6	±0.2	
USNR Enlisted	31	±4	18	21	28	14	19	±8	3.0	±0.2	
E1 – E4	21	±5	12	23	22	17	26	±13	3.2	±0.4	
E5 – E9	33	±5	19	20	29	14	18	±9	2.9	±0.3	
USNR Officers	28	±4	21	28	24	17	10	±7	2.6	±0.2	
O1 – O3	23	±5	15	24	31	18	12	±11	2.9	±0.3	
O4 – O6	31	±5	24	30	22	16	9	±9	2.6	±0.3	
USMCR Enlisted	32	±4	13	17	22	20	27	±7	3.3	±0.2	
E1 – E4	34	±5	9	18	18	20	34	±10	3.5	±0.3	
E5 – E9	30	±5	17	17	26	20	21	±11	3.1	±0.3	
USMCR Officers	28	±4	24	35	17	12	11	±8	2.5	±0.3	
O1 – O3	27	±7	20	32	27	15	7	±16	2.6	±0.4	
O4 – O6	28	±5	27	37	15	9	12	±10	2.4	±0.3	
ANG Enlisted	29	±4	24	27	25	11	13	±6	2.6	±0.2	
E1 – E4	23	±4	13	19	28	18	22	±11	3.2	±0.3	
E5 – E9	29	±4	25	27	25	11	12	±7	2.6	±0.2	
ANG Officers	30	±4	28	32	20	13	7	±7	2.4	±0.2	
O1 – O3	33	±4	30	25	21	16	7	±9	2.5	±0.3	
O4 – O6	29	±5	27	36	19	11	6	±10	2.3	±0.3	
USAFR Enlisted	23	±3	21	32	22	13	12	±6	2.6	±0.2	
E1 – E4	13	±4	17	29	21	19	14	±19	2.8	±0.4	
E5 – E9	25	±3	21	32	22	13	12	±6	2.6	±0.2	
USAFR Officers	21	±3	35	28	21	8	8	±7	2.3	±0.2	
O1 – O3	20	±4	25	31	24	10	10	±12	2.5	±0.3	
O4 – O6	21	±3	38	27	20	7	8	±9	2.2	±0.2	

Note. Percent responding are Reserve component spouses who answered the question and whose husband/wife was activated and deployed in the past 24 months (Q13/Q14).

25. During your spouse's most recent deployment, to what extent were each of the following a problem for you?

g. Serious health problems in the family

1. Not at all
4. Large extent2. Small extent
5. Very large extent

3. Moderate extent

	Percent Responding		Percentages					Max ME	Average Extent of Problem		
			1	2	3	4	5				
MEMBER DEMOGRAPHICS											
Total DoD	31	±1	62	16	10	5	7	±2	1.8	±0.1	
ARNG	37	±2	59	16	12	5	8	±3	1.9	±0.1	
USAR	26	±2	60	17	9	7	7	±4	1.8	±0.1	
USNR	30	±3	61	16	10	6	6	±6	1.8	±0.2	
USMCR	31	±3	62	16	9	5	8	±6	1.8	±0.2	
ANG	29	±3	74	12	8	3	4	±5	1.5	±0.1	
USAFR	22	±2	70	15	8	3	4	±5	1.6	±0.1	
Enlisted	31	±2	62	15	10	5	7	±3	1.8	±0.1	
E1 – E4	29	±3	61	16	9	5	9	±5	1.9	±0.2	
E5 – E9	32	±2	62	15	11	5	7	±3	1.8	±0.1	
Officers	31	±2	63	17	10	6	5	±3	1.7	±0.1	
O1 – O3	32	±3	64	16	9	7	5	±5	1.7	±0.2	
O4 – O6	29	±2	65	17	10	5	4	±4	1.7	±0.1	
Reserve Unit	34	±2	62	16	10	5	7	±2	1.8	±0.1	
Military Technician	31	±3	67	13	9	4	6	±5	1.7	±0.1	
AGR/FTS/AR	17	±3	67	15	10	4	5	±7	1.6	±0.2	
IMA	19	±4	68	17	10	4	1	±10	1.5	±0.2	
Not Activated Past 24 Months	NA		NA	NA	NA	NA	NA		NA		
Activated Past 24 Months	64	±2	62	16	10	5	7	±2	1.8	±0.1	
Not Deployed Past 24 Months	NA		NA	NA	NA	NA	NA		NA		
Deployed Past 24 Months	98	±1	62	16	10	5	7	±2	1.8	±0.1	
SPOUSE DEMOGRAPHICS											
Male	17	±3	69	16	6	3	6	±8	1.6	±0.2	
Female	33	±2	62	16	10	5	7	±2	1.8	±0.1	
No College/Some College	32	±2	61	15	11	5	8	±3	1.8	±0.1	
4-Year Degree	31	±2	63	18	9	5	5	±4	1.7	±0.1	
Graduate/Professional Degree	29	±3	65	14	10	7	4	±5	1.7	±0.1	
Non-Hispanic White	33	±2	63	16	10	5	6	±2	1.7	±0.1	
Total Minority	28	±2	59	17	11	6	8	±4	1.9	±0.2	
Non-Hispanic Black	24	±4	62	15	9	5	10	±8	1.9	±0.3	
Hispanic	30	±4	61	13	12	5	8	±6	1.9	±0.2	
30 Years Old or Younger	32	±3	66	15	10	5	4	±4	1.7	±0.1	
31 to 40 Years Old	31	±2	65	15	9	6	6	±3	1.7	±0.1	
More Than 40 Years Old	31	±2	57	17	11	5	9	±3	1.9	±0.1	
FAMILY STATUS											
With Child(ren)	31	±2	62	16	10	5	6	±3	1.8	±0.1	
Without Child(ren)	32	±3	62	16	9	5	8	±4	1.8	±0.1	

Note. Percent responding are Reserve component spouses who answered the question and whose husband/wife was activated and deployed in the past 24 months (Q13/Q14).

NA: Not applicable

25. During your spouse's most recent deployment, to what extent were each of the following a problem for you?
g. Serious health problems in the family

	Percent Responding		Percentages					Max ME	Average Extent of Problem		
			1	2	3	4	5				
MEMBER COMPONENT BY PAYGRADE											
ARNG Enlisted	37	±3	58	16	12	5	9	±4	1.9	±0.1	■
E1 – E4	38	±4	59	16	9	5	11	±6	1.9	±0.2	■
E5 – E9	37	±3	57	16	13	6	7	±4	1.9	±0.1	■
ARNG Officers	37	±3	62	17	11	4	6	±5	1.8	±0.1	■
O1 – O3	41	±5	62	16	11	6	5	±8	1.8	±0.2	■
O4 – O6	33	±4	64	18	11	2	5	±8	1.7	±0.2	■
USAR Enlisted	25	±3	61	17	8	7	7	±5	1.8	±0.2	■
E1 – E4	20	±3	66	13	7	7	7	±9	1.8	±0.3	■
E5 – E9	28	±3	58	18	9	7	7	±6	1.9	±0.2	■
USAR Officers	31	±3	59	18	10	7	6	±6	1.8	±0.2	■
O1 – O3	27	±4	62	15	8	8	7	±10	1.8	±0.3	■
O4 – O6	31	±4	62	17	12	5	4	±7	1.7	±0.2	■
USNR Enlisted	31	±4	62	15	11	5	7	±8	1.8	±0.2	■
E1 – E4	21	±5	67	12	14	3	3	±13	1.6	±0.3	■
E5 – E9	34	±5	61	15	11	6	8	±9	1.8	±0.3	■
USNR Officers	28	±4	60	20	8	9	3	±8	1.7	±0.2	■
O1 – O3	23	±4	73	15	7	3	3	±12	1.5	±0.3	■
O4 – O6	31	±5	57	22	8	10	3	±9	1.8	±0.2	■
USMCR Enlisted	32	±4	60	17	9	5	9	±7	1.9	±0.2	■
E1 – E4	34	±5	62	18	9	4	6	±10	1.7	±0.3	■
E5 – E9	30	±5	57	15	9	7	11	±11	2.0	±0.3	■
USMCR Officers	28	±4	68	13	9	5	5	±8	1.7	±0.2	■
O1 – O3	27	±7	84	3	3	7	2	±15	1.4	±0.4	■
O4 – O6	28	±5	65	15	11	5	5	±10	1.7	±0.3	■
ANG Enlisted	29	±4	74	11	8	3	4	±6	1.5	±0.2	■
E1 – E4	23	±4	63	21	6	6	5	±11	1.7	±0.3	■
E5 – E9	29	±4	75	10	8	3	4	±6	1.5	±0.2	■
ANG Officers	30	±3	73	14	7	5	2	±6	1.5	±0.2	■
O1 – O3	32	±4	65	19	5	9	3	±9	1.7	±0.2	■
O4 – O6	30	±5	77	11	7	3	2	±9	1.4	±0.2	■
USAFR Enlisted	23	±3	70	15	8	3	5	±6	1.6	±0.2	■
E1 – E4	13	±4	67	16	9	3	5	±16	1.6	±0.4	■
E5 – E9	25	±3	70	15	7	3	5	±6	1.6	±0.2	■
USAFR Officers	21	±3	70	15	7	6	2	±7	1.6	±0.2	■
O1 – O3	20	±4	71	12	7	6	3	±12	1.6	±0.3	■
O4 – O6	21	±3	69	16	8	6	2	±8	1.6	±0.2	■

Note. Percent responding are Reserve component spouses who answered the question and whose husband/wife was activated and deployed in the past 24 months (Q13/Q14).

25. During your spouse's most recent deployment, to what extent were each of the following a problem for you?

h. Serious emotional problems in the family

1. Not at all
4. Large extent2. Small extent
5. Very large extent

3. Moderate extent

	Percent Responding		Percentages					Max ME	Average Extent of Problem		
			1	2	3	4	5				
MEMBER DEMOGRAPHICS											
Total DoD	31	±1	45	22	14	8	10	±2	2.2	±0.1	
ARNG	37	±2	40	23	16	9	12	±3	2.3	±0.1	
USAR	26	±2	42	22	14	10	12	±4	2.3	±0.2	
USNR	30	±3	46	25	13	9	8	±6	2.1	±0.2	
USMCR	31	±3	44	19	17	10	10	±6	2.2	±0.2	
ANG	29	±3	61	18	11	4	5	±5	1.7	±0.2	
USAFR	22	±2	55	24	9	5	6	±5	1.8	±0.2	
Enlisted	31	±2	44	21	14	9	12	±3	2.2	±0.1	
E1 – E4	30	±3	37	20	16	11	16	±5	2.5	±0.2	
E5 – E9	32	±2	46	22	14	8	10	±3	2.1	±0.1	
Officers	31	±2	50	25	13	7	5	±3	1.9	±0.1	
O1 – O3	32	±3	48	24	16	7	5	±5	2.0	±0.2	
O4 – O6	29	±2	54	24	11	6	5	±4	1.8	±0.1	
Reserve Unit	34	±2	45	22	14	9	11	±2	2.2	±0.1	
Military Technician	31	±3	52	24	11	6	8	±6	1.9	±0.2	
AGR/FTS/AR	17	±3	50	23	14	5	8	±7	2.0	±0.2	
IMA	19	±4	62	18	10	6	4	±10	1.7	±0.2	
Not Activated Past 24 Months	NA		NA	NA	NA	NA	NA		NA		
Activated Past 24 Months	64	±2	45	22	14	8	10	±2	2.2	±0.1	
Not Deployed Past 24 Months	NA		NA	NA	NA	NA	NA		NA		
Deployed Past 24 Months	98	±1	45	22	14	8	10	±2	2.2	±0.1	
SPOUSE DEMOGRAPHICS											
Male	17	±3	50	22	12	6	10	±7	2.0	±0.2	
Female	33	±2	45	22	14	9	10	±2	2.2	±0.1	
No College/Some College	32	±2	42	21	16	9	12	±3	2.3	±0.1	
4-Year Degree	31	±2	49	23	12	8	8	±4	2.0	±0.1	
Graduate/Professional Degree	29	±3	52	22	12	7	7	±5	2.0	±0.2	
Non-Hispanic White	33	±2	48	22	14	8	8	±3	2.1	±0.1	
Total Minority	28	±2	38	22	14	11	16	±4	2.5	±0.2	
Non-Hispanic Black	25	±4	42	21	7	8	21	±8	2.4	±0.3	
Hispanic	30	±4	38	20	14	13	15	±6	2.5	±0.2	
30 Years Old or Younger	33	±3	42	22	14	10	11	±4	2.3	±0.1	
31 to 40 Years Old	31	±2	45	22	14	8	11	±4	2.2	±0.1	
More Than 40 Years Old	31	±2	47	22	14	7	10	±3	2.1	±0.1	
FAMILY STATUS											
With Child(ren)	31	±2	43	22	16	9	10	±3	2.2	±0.1	
Without Child(ren)	32	±3	52	20	11	8	10	±4	2.0	±0.2	

Note. Percent responding are Reserve component spouses who answered the question and whose husband/wife was activated and deployed in the past 24 months (Q13/Q14).

NA: Not applicable

25. During your spouse's most recent deployment, to what extent were each of the following a problem for you?
 h. Serious emotional problems in the family

	Percent Responding		Percentages					Max ME	Average Extent of Problem		
			1	2	3	4	5				
MEMBER COMPONENT BY PAYGRADE											
ARNG Enlisted	37	±3	39	22	16	10	13	±4	2.4	±0.1	
E1 – E4	38	±4	35	20	16	11	18	±7	2.6	±0.2	
E5 – E9	37	±3	41	23	16	9	10	±4	2.2	±0.1	
ARNG Officers	37	±3	43	27	15	8	7	±5	2.1	±0.2	
O1 – O3	40	±5	43	22	18	10	7	±7	2.2	±0.2	
O4 – O6	32	±4	44	33	11	4	7	±8	2.0	±0.2	
USAR Enlisted	25	±3	39	20	14	11	15	±5	2.4	±0.2	
E1 – E4	20	±3	37	20	18	12	14	±10	2.5	±0.3	
E5 – E9	28	±3	40	20	13	11	16	±6	2.4	±0.2	
USAR Officers	30	±3	48	25	14	7	6	±6	2.0	±0.2	
O1 – O3	27	±4	47	30	14	3	6	±10	1.9	±0.3	
O4 – O6	31	±4	54	20	13	8	6	±7	1.9	±0.2	
USNR Enlisted	31	±4	43	26	13	10	9	±8	2.2	±0.2	
E1 – E4	22	±5	45	17	15	13	10	±13	2.3	±0.4	
E5 – E9	33	±5	42	27	12	9	9	±9	2.2	±0.3	
USNR Officers	28	±4	54	24	12	6	4	±8	1.8	±0.2	
O1 – O3	23	±5	57	21	13	8	1	±12	1.8	±0.3	
O4 – O6	31	±5	53	25	12	6	5	±9	1.8	±0.2	
USMCR Enlisted	32	±4	40	19	18	10	12	±7	2.3	±0.2	
E1 – E4	33	±5	44	17	17	11	11	±10	2.3	±0.3	
E5 – E9	30	±5	36	21	20	9	13	±11	2.4	±0.3	
USMCR Officers	28	±4	57	17	14	7	5	±8	1.9	±0.2	
O1 – O3	27	±7	71	13	3	7	6	±16	1.6	±0.4	
O4 – O6	28	±5	54	17	17	7	4	±10	1.9	±0.3	
ANG Enlisted	29	±4	60	18	11	4	6	±7	1.8	±0.2	
E1 – E4	23	±4	41	23	13	13	10	±11	2.3	±0.3	
E5 – E9	29	±4	63	17	11	3	6	±7	1.7	±0.2	
ANG Officers	31	±3	63	21	10	5	2	±7	1.6	±0.2	
O1 – O3	33	±4	54	27	12	5	2	±9	1.7	±0.2	
O4 – O6	30	±5	67	17	10	4	2	±9	1.6	±0.2	
USAFR Enlisted	23	±3	53	25	9	6	7	±6	1.9	±0.2	
E1 – E4	13	±4	36	33	15	8	9	±18	2.2	±0.4	
E5 – E9	25	±3	55	24	9	5	7	±6	1.9	±0.2	
USAFR Officers	20	±3	63	22	9	4	3	±7	1.6	±0.2	
O1 – O3	20	±4	67	16	13	3	NR	±12	1.5	±0.2	
O4 – O6	21	±3	61	23	8	4	4	±9	1.7	±0.2	

Note. Percent responding are Reserve component spouses who answered the question and whose husband/wife was activated and deployed in the past 24 months (Q13/Q14).

NR: Not reportable

25. During your spouse's most recent deployment, to what extent were each of the following a problem for you?

i. Technical difficulties in communications with spouse

1. Not at all
4. Large extent

2. Small extent
5. Very large extent

3. Moderate extent

	Percent Responding		Percentages					Max ME	Average Extent of Problem		
			1	2	3	4	5				
MEMBER DEMOGRAPHICS											
Total DoD	31	±1	31	27	20	11	10	±2	2.4	±0.1	
ARNG	37	±2	27	28	21	12	12	±3	2.5	±0.1	
USAR	26	±2	31	27	21	12	10	±4	2.4	±0.1	
USNR	30	±3	35	26	19	12	8	±6	2.3	±0.2	
USMCR	31	±3	26	19	26	17	11	±6	2.7	±0.2	
ANG	29	±3	43	27	16	7	7	±6	2.1	±0.2	
USAFR	22	±2	41	29	17	7	6	±5	2.1	±0.2	
Enlisted	31	±2	30	26	20	12	11	±3	2.5	±0.1	
E1 – E4	30	±3	22	25	22	14	18	±5	2.8	±0.2	
E5 – E9	32	±2	33	27	20	11	9	±3	2.3	±0.1	
Officers	31	±2	35	31	19	9	6	±3	2.2	±0.1	
O1 – O3	33	±3	29	32	23	9	7	±5	2.3	±0.2	
O4 – O6	29	±2	41	32	16	7	5	±4	2.0	±0.1	
Reserve Unit	34	±2	31	27	20	11	10	±2	2.4	±0.1	
Military Technician	31	±3	40	27	17	9	7	±6	2.1	±0.2	
AGR/FTS/AR	17	±3	33	30	17	10	10	±7	2.3	±0.2	
IMA	19	±4	45	28	16	8	3	±10	2.0	±0.2	
Not Activated Past 24 Months	NA		NA	NA	NA	NA	NA		NA		
Activated Past 24 Months	64	±2	31	27	20	11	10	±2	2.4	±0.1	
Not Deployed Past 24 Months	NA		NA	NA	NA	NA	NA		NA		
Deployed Past 24 Months	99	±1	31	27	20	11	10	±2	2.4	±0.1	
SPOUSE DEMOGRAPHICS											
Male	17	±3	37	26	19	9	9	±7	2.3	±0.2	
Female	33	±2	31	28	20	11	10	±2	2.4	±0.1	
No College/Some College	32	±2	31	26	20	12	11	±3	2.4	±0.1	
4-Year Degree	32	±2	30	30	21	10	9	±4	2.4	±0.1	
Graduate/Professional Degree	29	±3	34	28	17	12	9	±5	2.3	±0.2	
Non-Hispanic White	33	±2	31	28	21	10	9	±2	2.4	±0.1	
Total Minority	28	±2	31	26	19	13	12	±4	2.5	±0.2	
Non-Hispanic Black	25	±4	36	22	18	11	13	±8	2.4	±0.3	
Hispanic	31	±4	33	24	21	11	11	±6	2.4	±0.2	
30 Years Old or Younger	33	±3	22	26	22	15	14	±4	2.7	±0.1	
31 to 40 Years Old	31	±2	33	27	20	11	9	±3	2.4	±0.1	
More Than 40 Years Old	31	±2	36	29	18	8	8	±3	2.2	±0.1	
FAMILY STATUS											
With Child(ren)	31	±2	31	27	20	11	10	±3	2.4	±0.1	
Without Child(ren)	32	±3	32	28	19	11	10	±4	2.4	±0.1	

Note. Percent responding are Reserve component spouses who answered the question and whose husband/wife was activated and deployed in the past 24 months (Q13/Q14).

NA: Not applicable

25. During your spouse's most recent deployment, to what extent were each of the following a problem for you?
 i. Technical difficulties in communications with spouse

	Percent Responding		Percentages					Max ME	Average Extent of Problem		
			1	2	3	4	5				
MEMBER COMPONENT BY PAYGRADE											
ARNG Enlisted	37	±3	26	27	21	12	13	±3	2.6	±0.1	
E1 – E4	38	±4	20	26	21	12	21	±6	2.9	±0.2	
E5 – E9	37	±3	29	28	21	12	10	±4	2.5	±0.1	
ARNG Officers	38	±3	29	33	20	10	7	±5	2.3	±0.2	
O1 – O3	41	±5	26	31	24	11	9	±7	2.5	±0.2	
O4 – O6	33	±4	31	40	16	8	5	±8	2.2	±0.2	
USAR Enlisted	25	±3	28	25	21	14	11	±5	2.5	±0.2	
E1 – E4	20	±3	25	20	23	19	12	±10	2.7	±0.3	
E5 – E9	28	±3	30	26	21	12	11	±6	2.5	±0.2	
USAR Officers	31	±3	36	31	21	7	6	±6	2.2	±0.2	
O1 – O3	28	±4	34	29	25	7	4	±10	2.2	±0.2	
O4 – O6	31	±4	41	30	18	7	4	±7	2.0	±0.2	
USNR Enlisted	31	±4	34	24	21	13	9	±8	2.4	±0.2	
E1 – E4	22	±5	32	16	24	14	15	±13	2.7	±0.4	
E5 – E9	34	±5	34	25	20	12	8	±9	2.4	±0.3	
USNR Officers	28	±4	37	32	14	10	6	±8	2.2	±0.2	
O1 – O3	23	±5	30	36	17	7	10	±12	2.3	±0.3	
O4 – O6	30	±5	39	32	13	11	5	±9	2.1	±0.3	
USMCR Enlisted	32	±4	24	16	27	20	12	±7	2.8	±0.2	
E1 – E4	34	±5	19	12	31	25	13	±10	3.0	±0.3	
E5 – E9	30	±5	30	20	22	16	11	±11	2.6	±0.3	
USMCR Officers	28	±4	33	31	24	5	8	±8	2.2	±0.2	
O1 – O3	27	±7	38	39	17	3	3	±16	2.0	±0.4	
O4 – O6	28	±5	33	30	25	6	6	±10	2.2	±0.3	
ANG Enlisted	29	±4	43	26	17	7	7	±7	2.1	±0.2	
E1 – E4	23	±4	28	32	19	12	9	±11	2.4	±0.3	
E5 – E9	29	±4	44	26	16	7	7	±7	2.1	±0.2	
ANG Officers	30	±4	43	32	14	6	4	±7	2.0	±0.2	
O1 – O3	32	±4	30	35	19	10	5	±9	2.3	±0.3	
O4 – O6	30	±5	50	30	12	5	4	±9	1.8	±0.2	
USAFR Enlisted	23	±3	40	30	18	8	5	±6	2.1	±0.2	
E1 – E4	13	±4	32	31	23	10	5	±18	2.3	±0.4	
E5 – E9	25	±3	41	30	17	7	5	±6	2.1	±0.2	
USAFR Officers	20	±3	46	26	16	6	7	±7	2.0	±0.2	
O1 – O3	20	±4	35	40	13	6	6	±12	2.1	±0.3	
O4 – O6	21	±3	49	22	16	6	7	±9	2.0	±0.2	

Note. Percent responding are Reserve component spouses who answered the question and whose husband/wife was activated and deployed in the past 24 months (Q13/Q14).

25. During your spouse's most recent deployment, to what extent were each of the following a problem for you?

j. Difficulty maintaining emotional connection with spouse

1. Not at all
4. Large extent

2. Small extent
5. Very large extent

3. Moderate extent

	Percent Responding		Percentages					Max ME	Average Extent of Problem		
			1	2	3	4	5				
MEMBER DEMOGRAPHICS											
Total DoD	31	±1	34	24	17	12	13	±2	2.5	±0.1	
ARNG	37	±2	31	25	17	12	16	±3	2.6	±0.1	
USAR	26	±2	31	24	20	12	13	±4	2.5	±0.2	
USNR	30	±3	35	23	21	11	11	±6	2.4	±0.2	
USMCR	31	±3	32	22	18	14	14	±6	2.6	±0.2	
ANG	29	±3	43	21	16	12	8	±6	2.2	±0.2	
USAFR	22	±2	42	25	15	9	9	±5	2.2	±0.2	
Enlisted	31	±2	34	22	17	12	14	±3	2.5	±0.1	
E1 – E4	30	±3	27	22	18	12	21	±5	2.8	±0.2	
E5 – E9	32	±2	36	23	17	12	12	±3	2.4	±0.1	
Officers	31	±2	34	29	18	10	9	±3	2.3	±0.1	
O1 – O3	32	±3	30	27	23	10	10	±5	2.4	±0.2	
O4 – O6	29	±2	38	29	14	10	8	±4	2.2	±0.1	
Reserve Unit	34	±2	34	24	17	12	13	±2	2.5	±0.1	
Military Technician	31	±3	44	21	17	10	8	±6	2.2	±0.2	
AGR/FTS/AR	17	±3	34	27	18	11	11	±7	2.4	±0.2	
IMA	19	±4	39	20	18	17	7	±10	2.3	±0.3	
Not Activated Past 24 Months	NA		NA	NA	NA	NA	NA		NA		
Activated Past 24 Months	64	±2	34	24	17	12	13	±2	2.5	±0.1	
Not Deployed Past 24 Months	NA		NA	NA	NA	NA	NA		NA		
Deployed Past 24 Months	99	±1	34	24	17	12	13	±2	2.5	±0.1	
SPOUSE DEMOGRAPHICS											
Male	17	±3	35	24	16	12	13	±7	2.4	±0.2	
Female	33	±2	34	24	18	12	13	±2	2.5	±0.1	
No College/Some College	32	±2	35	22	17	12	14	±3	2.5	±0.1	
4-Year Degree	31	±2	32	27	19	12	10	±4	2.4	±0.1	
Graduate/Professional Degree	29	±3	33	25	16	12	14	±5	2.5	±0.2	
Non-Hispanic White	33	±2	34	24	19	12	11	±2	2.4	±0.1	
Total Minority	28	±2	33	22	14	11	20	±4	2.6	±0.2	
Non-Hispanic Black	25	±4	35	21	15	10	20	±7	2.6	±0.3	
Hispanic	31	±4	35	22	14	9	20	±7	2.6	±0.2	
30 Years Old or Younger	33	±3	29	24	18	13	16	±4	2.6	±0.2	
31 to 40 Years Old	31	±2	35	24	17	11	13	±3	2.4	±0.1	
More Than 40 Years Old	31	±2	36	24	17	11	12	±3	2.4	±0.1	
FAMILY STATUS											
With Child(ren)	31	±2	32	24	18	12	13	±2	2.5	±0.1	
Without Child(ren)	32	±3	39	21	17	10	13	±4	2.4	±0.2	

Note. Percent responding are Reserve component spouses who answered the question and whose husband/wife was activated and deployed in the past 24 months (Q13/Q14).

NA: Not applicable

25. During your spouse's most recent deployment, to what extent were each of the following a problem for you?

j. Difficulty maintaining emotional connection with spouse

	Percent Responding		Percentages					Max ME	Average Extent of Problem		
			1	2	3	4	5				
MEMBER COMPONENT BY PAYGRADE											
ARNG Enlisted	37	±3	31	23	17	12	17	±4	2.6	±0.1	
E1 – E4	38	±4	25	22	16	12	25	±7	2.9	±0.2	
E5 – E9	37	±3	34	24	17	12	14	±4	2.5	±0.2	
ARNG Officers	38	±3	31	30	17	12	11	±5	2.4	±0.2	
O1 – O3	41	±5	27	28	21	11	12	±7	2.5	±0.2	
O4 – O6	33	±4	35	32	10	14	9	±8	2.3	±0.2	
USAR Enlisted	25	±3	30	23	20	14	14	±5	2.6	±0.2	
E1 – E4	20	±3	26	24	24	12	15	±10	2.7	±0.3	
E5 – E9	28	±3	32	22	18	14	14	±6	2.6	±0.2	
USAR Officers	31	±3	34	26	21	10	10	±5	2.4	±0.2	
O1 – O3	27	±4	30	22	31	8	8	±10	2.4	±0.3	
O4 – O6	31	±4	37	29	13	10	10	±7	2.3	±0.2	
USNR Enlisted	31	±4	35	20	21	12	11	±8	2.4	±0.2	
E1 – E4	21	±5	48	14	20	7	11	±13	2.2	±0.4	
E5 – E9	34	±5	33	21	21	13	12	±9	2.5	±0.3	
USNR Officers	28	±4	34	30	21	7	8	±8	2.3	±0.2	
O1 – O3	22	±4	28	30	29	6	7	±12	2.3	±0.3	
O4 – O6	30	±5	35	30	19	7	9	±9	2.2	±0.3	
USMCR Enlisted	32	±4	31	21	18	14	16	±7	2.6	±0.2	
E1 – E4	34	±5	30	19	19	16	16	±9	2.7	±0.3	
E5 – E9	30	±5	32	23	17	13	15	±11	2.6	±0.4	
USMCR Officers	28	±4	36	26	20	12	7	±8	2.3	±0.2	
O1 – O3	27	±7	44	32	10	13	NR	±16	1.9	±0.4	
O4 – O6	28	±5	34	23	24	11	8	±10	2.3	±0.3	
ANG Enlisted	29	±4	44	19	16	13	8	±7	2.2	±0.2	
E1 – E4	23	±4	27	24	17	20	13	±10	2.7	±0.3	
E5 – E9	29	±4	46	18	16	12	8	±7	2.2	±0.2	
ANG Officers	31	±3	41	30	14	10	5	±7	2.1	±0.2	
O1 – O3	33	±4	34	29	17	13	8	±9	2.3	±0.3	
O4 – O6	30	±5	45	30	13	8	3	±9	2.0	±0.2	
USAFR Enlisted	23	±3	42	25	15	9	9	±6	2.2	±0.2	
E1 – E4	13	±4	34	25	19	9	12	±19	2.4	±0.4	
E5 – E9	25	±3	43	25	14	9	9	±6	2.2	±0.2	
USAFR Officers	20	±3	42	27	15	8	8	±7	2.1	±0.2	
O1 – O3	20	±4	41	32	16	3	8	±12	2.0	±0.3	
O4 – O6	21	±3	43	25	15	10	8	±9	2.2	±0.3	

Note. Percent responding are Reserve component spouses who answered the question and whose husband/wife was activated and deployed in the past 24 months (Q13/Q14).

NR: Not reportable

25. During your spouse's most recent deployment, to what extent were each of the following a problem for you?**k. Falling behind in paying rent or mortgage**1. Not at all
4. Large extent2. Small extent
5. Very large extent

3. Moderate extent

	Percent Responding		Percentages					Max ME	Average Extent of Problem		
			1	2	3	4	5				
MEMBER DEMOGRAPHICS											
Total DoD	31	±1	84	7	4	2	3	±2	1.3	±0.1	
ARNG	37	±2	82	7	4	2	5	±3	1.4	±0.1	
USAR	26	±2	84	7	3	2	4	±4	1.3	±0.1	
USNR	31	±3	85	9	2	3	2	±5	1.3	±0.2	
USMCR	31	±3	87	6	3	3	2	±5	1.3	±0.1	
ANG	29	±3	88	5	4	3	1	±5	1.2	±0.1	
USAFR	22	±2	89	6	3	1	1	±4	1.2	±0.1	
Enlisted	31	±2	82	7	4	2	4	±2	1.4	±0.1	
E1 – E4	30	±3	75	9	6	4	6	±5	1.6	±0.2	
E5 – E9	32	±2	84	7	4	2	3	±2	1.3	±0.1	
Officers	31	±2	93	4	2	1	1	±2	1.1	±0.1	
O1 – O3	33	±3	92	5	2	1	1	±3	1.1	±0.1	
O4 – O6	29	±2	94	3	1	1	1	±2	1.1	±0.1	
Reserve Unit	34	±2	83	7	4	2	3	±2	1.4	±0.1	
Military Technician	31	±3	86	5	3	3	2	±4	1.3	±0.1	
AGR/FTS/AR	18	±3	93	3	1	0	3	±4	1.2	±0.1	
IMA	19	±4	92	4	2	2	0	±6	1.1	±0.1	
Not Activated Past 24 Months	NA		NA	NA	NA	NA	NA		NA		
Activated Past 24 Months	64	±2	84	7	4	2	3	±2	1.3	±0.1	
Not Deployed Past 24 Months	NA		NA	NA	NA	NA	NA		NA		
Deployed Past 24 Months	99	±1	84	7	4	2	3	±2	1.3	±0.1	
SPOUSE DEMOGRAPHICS											
Male	17	±3	83	11	3	1	2	±8	1.3	±0.1	
Female	33	±2	84	6	4	2	3	±2	1.3	±0.1	
No College/Some College	32	±2	82	7	4	2	4	±3	1.4	±0.1	
4-Year Degree	32	±2	87	7	3	2	2	±3	1.3	±0.1	
Graduate/Professional Degree	29	±3	90	4	3	1	1	±4	1.2	±0.1	
Non-Hispanic White	33	±2	87	6	3	2	3	±2	1.3	±0.1	
Total Minority	28	±2	78	8	5	3	5	±4	1.5	±0.2	
Non-Hispanic Black	24	±4	77	9	4	2	7	±7	1.5	±0.2	
Hispanic	31	±4	79	6	6	2	6	±6	1.5	±0.2	
30 Years Old or Younger	33	±3	84	7	3	3	3	±4	1.4	±0.1	
31 to 40 Years Old	31	±2	83	7	5	2	3	±3	1.4	±0.1	
More Than 40 Years Old	31	±2	86	6	3	1	4	±3	1.3	±0.1	
FAMILY STATUS											
With Child(ren)	31	±2	82	7	4	2	4	±2	1.4	±0.1	
Without Child(ren)	32	±3	90	5	2	1	2	±3	1.2	±0.1	

Note. Percent responding are Reserve component spouses who answered the question and whose husband/wife was activated and deployed in the past 24 months (Q13/Q14).

NA: Not applicable

25. During your spouse's most recent deployment, to what extent were each of the following a problem for you?
 k. Falling behind in paying rent or mortgage

	Percent Responding		Percentages					Max ME	Average Extent of Problem		
			1	2	3	4	5				
MEMBER COMPONENT BY PAYGRADE											
ARNG Enlisted	37	±3	80	7	5	2	6	±3	1.5	±0.1	■
E1 – E4	38	±4	76	9	5	3	8	±6	1.6	±0.2	■
E5 – E9	37	±3	82	7	4	2	5	±4	1.4	±0.1	■
ARNG Officers	37	±3	93	4	2	1	1	±3	1.1	±0.1	■
O1 – O3	41	±5	92	5	2	1	1	±6	1.1	±0.1	■
O4 – O6	33	±4	94	3	2	0	0	±5	1.1	±0.1	■
USAR Enlisted	25	±3	80	9	4	2	5	±5	1.4	±0.2	■
E1 – E4	20	±3	72	13	6	4	4	±10	1.5	±0.2	■
E5 – E9	28	±3	83	8	3	2	5	±5	1.4	±0.2	■
USAR Officers	31	±3	93	4	2	1	1	±4	1.1	±0.1	■
O1 – O3	27	±4	92	5	2	0	1	±9	1.1	±0.1	■
O4 – O6	31	±4	95	2	1	1	1	±4	1.1	±0.1	■
USNR Enlisted	32	±4	83	9	2	3	3	±7	1.3	±0.2	■
E1 – E4	22	±5	88	3	3	5	2	±11	1.3	±0.3	■
E5 – E9	34	±5	82	10	2	3	3	±8	1.3	±0.2	■
USNR Officers	28	±4	90	6	1	1	1	±6	1.2	±0.1	■
O1 – O3	23	±5	90	5	1	3	1	±10	1.2	±0.2	■
O4 – O6	30	±5	91	7	0	1	1	±7	1.1	±0.1	■
USMCR Enlisted	32	±4	85	7	4	3	2	±6	1.3	±0.2	■
E1 – E4	34	±5	82	8	5	4	2	±9	1.4	±0.2	■
E5 – E9	30	±5	88	6	2	2	2	±9	1.2	±0.2	■
USMCR Officers	28	±4	92	4	1	3	0	±5	1.1	±0.1	■
O1 – O3	27	±7	NR	NR	NR	NR	NR		1.0	±0.0	
O4 – O6	28	±5	92	4	1	3	0	±7	1.2	±0.2	■
ANG Enlisted	29	±4	86	5	5	3	1	±6	1.3	±0.1	■
E1 – E4	23	±4	73	8	9	7	3	±11	1.6	±0.3	■
E5 – E9	29	±4	88	5	4	3	0	±6	1.2	±0.2	■
ANG Officers	31	±4	94	4	1	1	0	±5	1.1	±0.1	■
O1 – O3	33	±4	90	7	4	0	0	±7	1.1	±0.1	■
O4 – O6	30	±5	96	2	0	1	1	±7	1.1	±0.1	■
USAFR Enlisted	23	±3	86	8	4	1	1	±5	1.2	±0.1	■
E1 – E4	13	±4	69	18	4	9	NR	±19	1.5	±0.3	■
E5 – E9	25	±3	88	6	4	0	1	±5	1.2	±0.1	■
USAFR Officers	21	±3	96	2	1	0	1	±4	1.1	±0.1	■
O1 – O3	20	±4	97	3	NR	NR	NR	±9	1.0	±0.1	
O4 – O6	21	±3	95	2	1	1	1	±5	1.1	±0.1	■

Note. Percent responding are Reserve component spouses who answered the question and whose husband/wife was activated and deployed in the past 24 months (Q13/Q14).

NR: Not reportable

25. During your spouse's most recent deployment, to what extent were each of the following a problem for you?

I. Major financial hardship or bankruptcy

1. Not at all
4. Large extent

2. Small extent
5. Very large extent

3. Moderate extent

	Percent Responding		Percentages					Max ME	Average Extent of Problem		
			1	2	3	4	5				
MEMBER DEMOGRAPHICS											
Total DoD	31	±1	88	5	3	2	3	±2	1.3	±0.1	■
ARNG	37	±2	87	5	3	2	3	±3	1.3	±0.1	■
USAR	26	±2	85	6	3	2	4	±4	1.3	±0.1	■
USNR	31	±3	87	5	3	3	3	±5	1.3	±0.2	■
USMCR	31	±3	87	5	4	2	2	±5	1.3	±0.1	■
ANG	29	±3	92	3	3	1	0	±4	1.1	±0.1	■
USAFR	22	±2	92	4	2	1	0	±3	1.1	±0.1	■
Enlisted	31	±2	86	6	3	2	3	±2	1.3	±0.1	■
E1 – E4	29	±3	82	8	3	3	4	±4	1.4	±0.1	■
E5 – E9	32	±2	87	5	3	2	3	±2	1.3	±0.1	■
Officers	31	±2	94	3	1	1	1	±2	1.1	±0.1	■
O1 – O3	33	±3	94	3	1	1	1	±3	1.1	±0.1	■
O4 – O6	29	±2	95	3	1	1	1	±2	1.1	±0.1	■
Reserve Unit	34	±2	87	5	3	2	3	±2	1.3	±0.1	■
Military Technician	31	±3	92	4	2	1	1	±3	1.2	±0.1	■
AGR/FTS/AR	18	±3	92	3	3	1	1	±6	1.2	±0.1	■
IMA	19	±4	94	2	1	2	1	±5	1.1	±0.1	■
Not Activated Past 24 Months	NA		NA	NA	NA	NA	NA		NA		
Activated Past 24 Months	64	±2	88	5	3	2	3	±2	1.3	±0.1	■
Not Deployed Past 24 Months	NA		NA	NA	NA	NA	NA		NA		
Deployed Past 24 Months	98	±1	88	5	3	2	3	±2	1.3	±0.1	■
SPOUSE DEMOGRAPHICS											
Male	17	±3	87	8	1	3	1	±8	1.2	±0.2	■
Female	33	±2	88	5	3	2	3	±2	1.3	±0.1	■
No College/Some College	32	±2	86	6	3	2	3	±2	1.3	±0.1	■
4-Year Degree	31	±2	90	5	2	2	1	±3	1.2	±0.1	■
Graduate/Professional Degree	29	±3	90	4	2	2	1	±4	1.2	±0.1	■
Non-Hispanic White	33	±2	89	5	3	1	2	±2	1.2	±0.1	■
Total Minority	28	±2	83	7	3	3	4	±4	1.4	±0.1	■
Non-Hispanic Black	25	±4	81	6	4	2	8	±7	1.5	±0.2	■
Hispanic	31	±4	85	7	2	3	3	±5	1.3	±0.2	■
30 Years Old or Younger	33	±3	88	6	2	2	2	±3	1.2	±0.1	■
31 to 40 Years Old	31	±2	87	5	3	2	3	±3	1.3	±0.1	■
More Than 40 Years Old	31	±2	88	5	3	2	3	±3	1.3	±0.1	■
FAMILY STATUS											
With Child(ren)	31	±2	86	6	3	2	3	±2	1.3	±0.1	■
Without Child(ren)	32	±3	92	4	2	1	1	±3	1.2	±0.1	■

Note. Percent responding are Reserve component spouses who answered the question and whose husband/wife was activated and deployed in the past 24 months (Q13/Q14).

NA: Not applicable

25. During your spouse's most recent deployment, to what extent were each of the following a problem for you?

I. Major financial hardship or bankruptcy

	Percent Responding		Percentages					Max ME	Average Extent of Problem		
			1	2	3	4	5				
MEMBER COMPONENT BY PAYGRADE											
ARNG Enlisted	37	±3	85	6	3	2	4	±3	1.3	±0.1	█
E1 – E4	39	±4	83	8	3	2	4	±6	1.4	±0.2	█
E5 – E9	37	±3	86	5	3	3	4	±4	1.3	±0.1	█
ARNG Officers	38	±3	95	2	1	1	0	±3	1.1	±0.1	█
O1 – O3	41	±5	94	3	1	1	1	±5	1.1	±0.1	█
O4 – O6	33	±4	96	1	1	1	0	±3	1.1	±0.1	█
USAR Enlisted	25	±3	81	8	4	2	5	±5	1.4	±0.2	█
E1 – E4	19	±3	76	10	6	2	6	±10	1.5	±0.3	█
E5 – E9	28	±3	83	7	3	2	5	±6	1.4	±0.2	█
USAR Officers	31	±3	94	3	1	1	1	±3	1.1	±0.1	█
O1 – O3	27	±4	95	3	0	1	0	±6	1.1	±0.1	█
O4 – O6	31	±4	94	3	1	1	1	±4	1.1	±0.1	█
USNR Enlisted	32	±4	85	5	3	3	3	±7	1.3	±0.2	█
E1 – E4	22	±5	90	2	1	5	2	±10	1.3	±0.3	█
E5 – E9	34	±5	84	6	3	3	3	±7	1.4	±0.2	█
USNR Officers	28	±4	92	4	2	1	1	±5	1.2	±0.1	█
O1 – O3	23	±4	91	2	5	1	1	±9	1.2	±0.2	█
O4 – O6	31	±5	92	5	1	1	1	±6	1.2	±0.1	█
USMCR Enlisted	32	±4	86	6	4	2	2	±6	1.3	±0.2	█
E1 – E4	34	±5	84	6	6	3	1	±8	1.3	±0.2	█
E5 – E9	30	±5	88	6	3	1	3	±8	1.3	±0.2	█
USMCR Officers	28	±4	90	4	2	2	1	±6	1.2	±0.2	█
O1 – O3	27	±7	97	NR	3	NR	NR	±14	1.1	±0.2	█
O4 – O6	28	±5	90	5	1	3	1	±8	1.2	±0.2	█
ANG Enlisted	28	±4	92	3	3	2	0	±5	1.2	±0.1	█
E1 – E4	23	±4	78	14	5	4	0	±11	1.3	±0.2	█
E5 – E9	29	±4	93	2	3	1	0	±5	1.1	±0.1	█
ANG Officers	31	±3	95	3	1	1	0	±5	1.1	±0.1	█
O1 – O3	33	±4	93	5	2	0	0	±7	1.1	±0.1	█
O4 – O6	30	±5	96	2	0	1	1	±7	1.1	±0.1	█
USAFR Enlisted	23	±3	91	5	3	1	0	±4	1.1	±0.1	█
E1 – E4	13	±4	83	9	4	2	2	±14	1.3	±0.3	█
E5 – E9	25	±3	92	4	3	0	0	±5	1.1	±0.1	█
USAFR Officers	21	±3	96	3	1	0	0	±4	1.1	±0.1	█
O1 – O3	20	±4	NR	NR	NR	NR	NR		1.0	±0.0	
O4 – O6	21	±3	95	4	1	1	0	±5	1.1	±0.1	█

Note. Percent responding are Reserve component spouses who answered the question and whose husband/wife was activated and deployed in the past 24 months (Q13/Q14).

NR: Not reportable

25. During your spouse's most recent deployment, to what extent were each of the following a problem for you?

m. Birth or adoption of a child

1. Not at all
4. Large extent2. Small extent
5. Very large extent

3. Moderate extent

	Percent Responding		Percentages					Max ME	Average Extent of Problem		
			1	2	3	4	5				
MEMBER DEMOGRAPHICS											
Total DoD	31	±1	90	2	2	2	4	±2	1.3	±0.1	█
ARNG	37	±2	88	2	2	2	5	±2	1.3	±0.1	█
USAR	26	±2	90	2	1	2	5	±3	1.3	±0.1	█
USNR	30	±3	90	3	2	1	3	±4	1.2	±0.1	█
USMCR	31	±3	84	3	2	2	8	±5	1.5	±0.2	█
ANG	29	±3	95	2	0	1	1	±3	1.1	±0.1	█
USAFR	22	±2	95	1	1	1	2	±3	1.2	±0.1	█
Enlisted	31	±2	90	2	2	2	5	±2	1.3	±0.1	█
E1 – E4	30	±3	83	3	3	3	7	±4	1.5	±0.1	█
E5 – E9	32	±2	92	2	1	1	4	±2	1.2	±0.1	█
Officers	31	±2	91	2	1	2	4	±2	1.3	±0.1	█
O1 – O3	33	±3	85	3	1	4	7	±4	1.4	±0.2	█
O4 – O6	29	±2	95	1	0	1	2	±2	1.1	±0.1	█
Reserve Unit	34	±2	90	2	2	2	5	±2	1.3	±0.1	█
Military Technician	31	±3	93	2	1	1	2	±3	1.2	±0.1	█
AGR/FTS/AR	18	±3	94	3	1	0	2	±4	1.1	±0.1	█
IMA	19	±4	96	1	0	0	3	±4	1.1	±0.2	█
Not Activated Past 24 Months	NA		NA	NA	NA	NA	NA		NA		
Activated Past 24 Months	64	±2	90	2	2	2	4	±2	1.3	±0.1	█
Not Deployed Past 24 Months	NA		NA	NA	NA	NA	NA		NA		
Deployed Past 24 Months	99	±1	90	2	2	2	4	±2	1.3	±0.1	█
SPOUSE DEMOGRAPHICS											
Male	17	±3	96	2	0	0	1	±5	1.1	±0.1	█
Female	33	±2	90	2	2	2	5	±2	1.3	±0.1	█
No College/Some College	32	±2	89	3	2	2	5	±2	1.3	±0.1	█
4-Year Degree	32	±2	90	2	1	2	4	±2	1.3	±0.1	█
Graduate/Professional Degree	29	±3	93	1	1	2	3	±2	1.2	±0.1	█
Non-Hispanic White	33	±2	91	2	1	2	4	±2	1.3	±0.1	█
Total Minority	28	±2	89	2	2	1	6	±3	1.3	±0.1	█
Non-Hispanic Black	25	±4	91	4	1	1	2	±5	1.2	±0.1	█
Hispanic	31	±4	89	2	1	1	6	±4	1.3	±0.2	█
30 Years Old or Younger	32	±3	81	3	3	3	9	±3	1.6	±0.1	█
31 to 40 Years Old	31	±2	90	2	1	2	5	±2	1.3	±0.1	█
More Than 40 Years Old	31	±2	97	1	0	0	1	±2	1.1	±0.1	█
FAMILY STATUS											
With Child(ren)	31	±2	88	2	2	2	6	±2	1.3	±0.1	█
Without Child(ren)	32	±3	96	2	1	1	1	±2	1.1	±0.1	█

Note. Percent responding are Reserve component spouses who answered the question and whose husband/wife was activated and deployed in the past 24 months (Q13/Q14).

NA: Not applicable

25. During your spouse's most recent deployment, to what extent were each of the following a problem for you?
m. Birth or adoption of a child

	Percent Responding		Percentages					Max ME	Average Extent of Problem		
			1	2	3	4	5				
MEMBER COMPONENT BY PAYGRADE											
ARNG Enlisted	37	±3	88	2	2	2	5	±3	1.3	±0.1	■
E1 – E4	38	±4	83	4	3	3	7	±5	1.5	±0.2	■
E5 – E9	37	±3	91	2	2	2	5	±3	1.3	±0.1	■
ARNG Officers	37	±3	88	3	2	3	5	±4	1.3	±0.1	■
O1 – O3	41	±5	82	5	2	4	8	±7	1.5	±0.2	■
O4 – O6	32	±4	94	1	1	2	2	±4	1.2	±0.1	■
USAR Enlisted	25	±3	89	2	1	2	5	±4	1.3	±0.1	■
E1 – E4	19	±3	82	2	2	4	10	±8	1.6	±0.3	■
E5 – E9	28	±3	92	2	1	1	3	±4	1.2	±0.1	■
USAR Officers	31	±3	91	1	1	2	5	±4	1.3	±0.2	■
O1 – O3	27	±4	84	0	1	6	9	±9	1.6	±0.3	■
O4 – O6	31	±4	97	0	0	0	2	±4	1.1	±0.1	■
USNR Enlisted	31	±4	89	4	2	1	4	±6	1.3	±0.2	■
E1 – E4	22	±5	82	1	3	6	8	±11	1.6	±0.4	■
E5 – E9	34	±5	90	4	2	1	3	±7	1.2	±0.2	■
USNR Officers	28	±4	94	2	1	1	2	±5	1.1	±0.1	■
O1 – O3	23	±5	97	0	3	0	0	±7	1.1	±0.1	■
O4 – O6	31	±5	93	3	0	1	3	±6	1.2	±0.1	■
USMCR Enlisted	32	±4	83	3	3	2	10	±6	1.5	±0.2	■
E1 – E4	34	±5	82	2	5	3	9	±8	1.6	±0.3	■
E5 – E9	30	±5	83	4	1	1	11	±10	1.5	±0.3	■
USMCR Officers	28	±4	91	3	0	2	4	±6	1.3	±0.2	■
O1 – O3	27	±7	76	13	NR	7	3	±16	1.5	±0.4	■
O4 – O6	28	±5	95	0	0	1	4	±7	1.2	±0.2	■
ANG Enlisted	29	±4	95	2	0	1	1	±4	1.1	±0.1	■
E1 – E4	23	±4	85	6	1	3	6	±10	1.4	±0.3	■
E5 – E9	29	±4	96	2	0	1	1	±4	1.1	±0.1	■
ANG Officers	30	±4	95	2	1	1	1	±4	1.1	±0.1	■
O1 – O3	33	±4	93	2	1	3	2	±6	1.2	±0.2	■
O4 – O6	29	±5	96	2	0	0	1	±7	1.1	±0.1	■
USAFR Enlisted	23	±3	95	1	1	1	3	±4	1.2	±0.1	■
E1 – E4	13	±4	92	NR	5	2	1	±13	1.2	±0.2	■
E5 – E9	25	±3	95	1	1	1	3	±5	1.2	±0.1	■
USAFR Officers	21	±3	95	2	0	1	2	±4	1.1	±0.1	■
O1 – O3	20	±4	92	3	NR	2	4	±10	1.2	±0.3	■
O4 – O6	21	±3	96	2	0	1	1	±5	1.1	±0.1	■

Note. Percent responding are Reserve component spouses who answered the question and whose husband/wife was activated and deployed in the past 24 months (Q13/Q14).

NR: Not reportable

25. During your spouse's most recent deployment, to what extent were each of the following a problem for you?

n. Marital problems

- 1. Not at all
- 4. Large extent

- 2. Small extent
- 5. Very large extent

- 3. Moderate extent

	Percent Responding		Percentages					Max ME	Average Extent of Problem		
			1	2	3	4	5				
MEMBER DEMOGRAPHICS											
Total DoD	31	±1	60	17	9	5	9	±2	1.9	±0.1	■
ARNG	37	±2	56	17	10	6	11	±3	2.0	±0.1	■
USAR	26	±2	56	18	11	7	8	±4	1.9	±0.1	■
USNR	30	±3	61	17	10	5	7	±6	1.8	±0.2	■
USMCR	31	±3	63	15	9	6	7	±6	1.8	±0.2	■
ANG	29	±3	71	15	7	2	5	±6	1.5	±0.2	■
USAFR	22	±2	68	16	8	3	5	±5	1.6	±0.1	■
Enlisted	31	±2	58	17	10	6	9	±3	1.9	±0.1	■
E1 – E4	30	±3	49	19	10	7	14	±5	2.2	±0.2	■
E5 – E9	32	±2	61	16	10	5	7	±3	1.8	±0.1	■
Officers	31	±2	67	17	7	3	6	±3	1.6	±0.1	■
O1 – O3	33	±3	61	21	8	3	7	±5	1.7	±0.2	■
O4 – O6	29	±2	71	14	7	4	4	±4	1.6	±0.1	■
Reserve Unit	34	±2	59	17	9	5	9	±2	1.9	±0.1	■
Military Technician	30	±3	70	14	9	3	5	±5	1.6	±0.2	■
AGR/FTS/AR	18	±3	68	16	10	3	4	±7	1.6	±0.2	■
IMA	19	±4	70	17	6	6	2	±10	1.5	±0.2	■
Not Activated Past 24 Months	NA		NA	NA	NA	NA	NA		NA		
Activated Past 24 Months	64	±2	60	17	9	5	9	±2	1.9	±0.1	■
Not Deployed Past 24 Months	NA		NA	NA	NA	NA	NA		NA		
Deployed Past 24 Months	98	±1	60	17	9	5	9	±2	1.9	±0.1	■
SPOUSE DEMOGRAPHICS											
Male	17	±3	56	16	9	5	13	±8	2.0	±0.2	■
Female	33	±2	60	17	9	5	8	±2	1.8	±0.1	■
No College/Some College	32	±2	58	17	10	6	9	±3	1.9	±0.1	■
4-Year Degree	31	±2	64	17	8	4	6	±4	1.7	±0.1	■
Graduate/Professional Degree	29	±3	61	16	9	4	10	±5	1.9	±0.2	■
Non-Hispanic White	33	±2	63	17	9	4	7	±2	1.8	±0.1	■
Total Minority	28	±2	52	17	10	7	13	±4	2.1	±0.2	■
Non-Hispanic Black	25	±4	53	15	12	7	13	±7	2.1	±0.3	■
Hispanic	31	±4	52	18	9	7	13	±6	2.1	±0.2	■
30 Years Old or Younger	33	±3	53	19	11	7	10	±4	2.0	±0.1	■
31 to 40 Years Old	31	±2	60	18	9	5	9	±3	1.8	±0.1	■
More Than 40 Years Old	31	±2	65	15	8	5	7	±3	1.7	±0.1	■
FAMILY STATUS											
With Child(ren)	31	±2	58	18	10	6	9	±3	1.9	±0.1	■
Without Child(ren)	32	±3	65	15	8	4	8	±4	1.7	±0.1	■

Note. Percent responding are Reserve component spouses who answered the question and whose husband/wife was activated and deployed in the past 24 months (Q13/Q14).

NA: Not applicable

25. During your spouse's most recent deployment, to what extent were each of the following a problem for you?
 n. Marital problems

	Percent Responding		Percentages					Max ME	Average Extent of Problem		
			1	2	3	4	5				
MEMBER COMPONENT BY PAYGRADE											
ARNG Enlisted	37	±3	55	17	10	7	11	±4	2.0	±0.1	
E1 – E4	39	±4	49	19	9	6	17	±7	2.2	±0.2	
E5 – E9	37	±3	58	16	11	7	9	±4	1.9	±0.2	
ARNG Officers	38	±3	63	19	7	2	8	±5	1.7	±0.2	
O1 – O3	41	±5	58	24	7	2	8	±7	1.8	±0.2	
O4 – O6	33	±4	69	13	6	4	8	±8	1.7	±0.2	
USAR Enlisted	25	±3	52	19	12	8	9	±5	2.0	±0.2	
E1 – E4	20	±3	42	21	12	12	13	±10	2.3	±0.3	
E5 – E9	27	±3	55	19	11	7	8	±6	1.9	±0.2	
USAR Officers	31	±3	67	13	9	5	5	±5	1.7	±0.2	
O1 – O3	27	±4	61	17	10	4	9	±10	1.8	±0.3	
O4 – O6	31	±4	73	10	9	5	3	±7	1.5	±0.2	
USNR Enlisted	31	±4	60	16	11	5	8	±8	1.9	±0.2	
E1 – E4	22	±5	65	15	8	5	6	±13	1.7	±0.3	
E5 – E9	34	±5	59	16	11	5	8	±9	1.9	±0.3	
USNR Officers	28	±4	66	20	6	5	3	±8	1.6	±0.2	
O1 – O3	22	±4	67	15	5	7	6	±12	1.7	±0.3	
O4 – O6	30	±5	65	22	6	4	2	±9	1.6	±0.2	
USMCR Enlisted	32	±4	60	16	9	8	8	±7	1.9	±0.2	
E1 – E4	34	±5	59	17	7	9	8	±10	1.9	±0.3	
E5 – E9	30	±5	61	15	11	6	7	±11	1.8	±0.3	
USMCR Officers	28	±4	75	13	6	3	4	±8	1.5	±0.2	
O1 – O3	27	±7	87	13	NR	NR	NR	±15	1.1	±0.2	
O4 – O6	28	±5	69	14	8	3	6	±10	1.6	±0.3	
ANG Enlisted	29	±4	70	16	8	2	5	±7	1.6	±0.2	
E1 – E4	23	±4	52	20	11	4	12	±11	2.0	±0.3	
E5 – E9	29	±4	71	15	7	2	4	±7	1.5	±0.2	
ANG Officers	31	±3	76	15	5	1	4	±6	1.4	±0.2	
O1 – O3	33	±4	67	17	10	2	5	±9	1.6	±0.2	
O4 – O6	30	±5	81	14	2	0	4	±9	1.3	±0.2	
USAFR Enlisted	23	±3	68	16	7	3	6	±6	1.6	±0.2	
E1 – E4	13	±4	57	19	18	NR	7	±19	1.8	±0.4	
E5 – E9	25	±3	69	16	6	4	6	±6	1.6	±0.2	
USAFR Officers	21	±3	69	15	10	3	3	±7	1.6	±0.2	
O1 – O3	20	±4	69	22	7	NR	2	±12	1.4	±0.2	
O4 – O6	21	±3	68	13	10	4	4	±8	1.6	±0.2	

Note. Percent responding are Reserve component spouses who answered the question and whose husband/wife was activated and deployed in the past 24 months (Q13/Q14).

NR: Not reportable

25. During your spouse's most recent deployment, to what extent were each of the following a problem for you?

o. Loneliness

- 1. Not at all
- 4. Large extent

- 2. Small extent
- 5. Very large extent

- 3. Moderate extent

	Percent Responding		Percentages					Max ME	Average Extent of Problem		
			1	2	3	4	5				
MEMBER DEMOGRAPHICS											
Total DoD	31	±1	13	22	25	19	20	±2	3.1	±0.1	
ARNG	38	±2	11	20	24	21	23	±3	3.2	±0.1	
USAR	26	±2	12	20	25	21	23	±4	3.2	±0.1	
USNR	31	±3	12	24	29	18	17	±6	3.0	±0.2	
USMCR	31	±3	13	20	23	21	22	±6	3.2	±0.2	
ANG	29	±3	19	27	26	15	13	±5	2.8	±0.2	
USAFR	23	±2	19	28	29	12	12	±5	2.7	±0.2	
Enlisted	31	±2	13	21	25	20	21	±2	3.2	±0.1	
E1 – E4	30	±3	12	15	21	24	29	±4	3.4	±0.2	
E5 – E9	32	±2	13	23	27	18	19	±3	3.1	±0.1	
Officers	31	±2	15	26	26	17	16	±3	2.9	±0.1	
O1 – O3	33	±3	11	22	29	19	19	±5	3.1	±0.2	
O4 – O6	29	±2	18	30	24	15	12	±4	2.7	±0.1	
Reserve Unit	34	±2	13	22	25	19	21	±2	3.1	±0.1	
Military Technician	31	±3	16	25	28	17	14	±6	2.9	±0.2	
AGR/FTS/AR	18	±3	17	21	24	20	17	±7	3.0	±0.2	
IMA	19	±4	22	31	24	10	14	±10	2.6	±0.3	
Not Activated Past 24 Months	NA		NA	NA	NA	NA	NA		NA		
Activated Past 24 Months	64	±2	13	22	25	19	20	±2	3.1	±0.1	
Not Deployed Past 24 Months	NA		NA	NA	NA	NA	NA		NA		
Deployed Past 24 Months	99	±1	13	22	25	19	20	±2	3.1	±0.1	
SPOUSE DEMOGRAPHICS											
Male	17	±3	23	24	19	15	19	±8	2.8	±0.3	
Female	33	±2	12	22	26	20	20	±2	3.1	±0.1	
No College/Some College	32	±2	13	20	25	20	22	±3	3.2	±0.1	
4-Year Degree	32	±2	13	26	26	19	16	±3	3.0	±0.1	
Graduate/Professional Degree	29	±3	16	24	23	16	21	±5	3.0	±0.2	
Non-Hispanic White	33	±2	12	23	27	19	18	±2	3.1	±0.1	
Total Minority	28	±2	15	19	20	20	27	±4	3.2	±0.2	
Non-Hispanic Black	25	±4	18	18	19	14	31	±8	3.2	±0.3	
Hispanic	31	±4	14	19	20	20	27	±6	3.3	±0.2	
30 Years Old or Younger	33	±3	9	19	23	24	25	±4	3.4	±0.1	
31 to 40 Years Old	31	±2	13	22	27	18	20	±3	3.1	±0.1	
More Than 40 Years Old	31	±2	16	25	25	17	17	±3	2.9	±0.1	
FAMILY STATUS											
With Child(ren)	31	±2	13	23	24	19	20	±2	3.1	±0.1	
Without Child(ren)	32	±3	12	20	28	19	21	±4	3.2	±0.1	

Note. Percent responding are Reserve component spouses who answered the question and whose husband/wife was activated and deployed in the past 24 months (Q13/Q14).

NA: Not applicable

25. During your spouse's most recent deployment, to what extent were each of the following a problem for you?
o. Loneliness

	Percent Responding		Percentages					Max ME	Average Extent of Problem		
			1	2	3	4	5				
MEMBER COMPONENT BY PAYGRADE											
ARNG Enlisted	38	±3	12	19	24	21	24	±4	3.3	±0.1	
E1 – E4	39	±4	12	15	18	23	32	±6	3.5	±0.2	
E5 – E9	37	±3	11	22	27	20	20	±4	3.2	±0.1	
ARNG Officers	38	±3	10	25	25	20	20	±5	3.1	±0.2	
O1 – O3	41	±5	10	19	28	22	22	±7	3.3	±0.2	
O4 – O6	33	±4	12	33	22	18	15	±8	2.9	±0.2	
USAR Enlisted	25	±3	11	19	24	22	24	±5	3.3	±0.2	
E1 – E4	20	±3	13	13	25	27	23	±10	3.3	±0.3	
E5 – E9	28	±3	10	21	24	20	25	±6	3.3	±0.2	
USAR Officers	31	±3	13	23	26	19	19	±5	3.1	±0.2	
O1 – O3	27	±4	9	23	28	20	21	±10	3.2	±0.3	
O4 – O6	31	±4	16	26	24	19	14	±7	2.9	±0.2	
USNR Enlisted	32	±4	12	21	29	19	20	±8	3.1	±0.2	
E1 – E4	22	±5	7	21	21	32	20	±13	3.4	±0.4	
E5 – E9	34	±5	12	21	31	17	20	±9	3.1	±0.3	
USNR Officers	28	±4	12	34	27	16	11	±8	2.8	±0.2	
O1 – O3	23	±5	6	31	32	18	13	±12	3.0	±0.3	
O4 – O6	31	±5	14	35	26	15	10	±9	2.7	±0.3	
USMCR Enlisted	32	±4	12	18	22	22	25	±7	3.3	±0.2	
E1 – E4	34	±5	10	15	23	25	27	±9	3.4	±0.3	
E5 – E9	30	±5	15	21	21	20	23	±11	3.2	±0.3	
USMCR Officers	28	±4	17	27	28	14	13	±8	2.8	±0.3	
O1 – O3	27	±7	10	32	30	15	13	±17	2.9	±0.4	
O4 – O6	28	±5	22	24	29	12	13	±10	2.7	±0.3	
ANG Enlisted	28	±4	18	26	26	16	14	±7	2.8	±0.2	
E1 – E4	23	±4	7	20	30	18	24	±11	3.3	±0.3	
E5 – E9	29	±4	19	27	25	16	13	±7	2.8	±0.2	
ANG Officers	30	±3	23	28	26	12	11	±7	2.6	±0.2	
O1 – O3	33	±4	19	23	32	13	14	±9	2.8	±0.3	
O4 – O6	29	±5	25	31	23	12	9	±9	2.5	±0.3	
USAFR Enlisted	23	±3	16	28	30	14	12	±6	2.8	±0.2	
E1 – E4	13	±4	16	16	36	16	15	±19	3.0	±0.4	
E5 – E9	25	±3	16	29	29	14	12	±6	2.8	±0.2	
USAFR Officers	21	±3	27	30	25	7	11	±7	2.4	±0.2	
O1 – O3	20	±4	20	34	29	6	11	±12	2.6	±0.3	
O4 – O6	21	±3	29	29	24	7	10	±8	2.4	±0.3	

Note. Percent responding are Reserve component spouses who answered the question and whose husband/wife was activated and deployed in the past 24 months (Q13/Q14).

25. During your spouse's most recent deployment, to what extent were each of the following a problem for you?

p. Managing child care/child schedules

- 1. Not at all
- 2. Small extent
- 3. Moderate extent
- 4. Large extent
- 5. Very large extent

	Percent Responding		Percentages					Max ME	Average Extent of Problem		
			1	2	3	4	5				
MEMBER DEMOGRAPHICS											
Total DoD	31	±1	47	14	15	11	13	±2	2.3	±0.1	
ARNG	37	±2	49	13	15	11	13	±3	2.3	±0.1	
USAR	26	±2	47	14	14	12	14	±4	2.3	±0.2	
USNR	31	±3	47	12	17	9	14	±6	2.3	±0.2	
USMCR	31	±3	54	11	12	12	10	±6	2.1	±0.2	
ANG	29	±3	39	18	18	12	12	±5	2.4	±0.2	
USAFR	23	±2	47	16	14	10	13	±5	2.3	±0.2	
Enlisted	31	±2	48	13	15	11	13	±3	2.3	±0.1	
E1 – E4	30	±3	52	12	15	11	11	±5	2.2	±0.2	
E5 – E9	32	±2	47	14	15	11	14	±3	2.3	±0.1	
Officers	31	±2	42	16	16	13	13	±3	2.4	±0.1	
O1 – O3	32	±3	42	15	15	15	12	±5	2.4	±0.2	
O4 – O6	29	±2	41	17	16	12	14	±4	2.4	±0.1	
Reserve Unit	34	±2	47	14	15	11	13	±2	2.3	±0.1	
Military Technician	31	±3	48	16	14	13	9	±6	2.2	±0.2	
AGR/FTS/AR	18	±3	43	14	18	11	15	±7	2.4	±0.3	
IMA	19	±4	47	19	12	13	9	±10	2.2	±0.3	
Not Activated Past 24 Months	NA		NA	NA	NA	NA	NA		NA		
Activated Past 24 Months	64	±2	47	14	15	11	13	±2	2.3	±0.1	
Not Deployed Past 24 Months	NA		NA	NA	NA	NA	NA		NA		
Deployed Past 24 Months	99	±1	47	14	15	11	13	±2	2.3	±0.1	
SPOUSE DEMOGRAPHICS											
Male	17	±3	55	16	9	10	9	±8	2.0	±0.2	
Female	33	±2	46	14	16	11	13	±2	2.3	±0.1	
No College/Some College	32	±2	48	15	14	10	12	±3	2.2	±0.1	
4-Year Degree	31	±2	45	12	17	12	13	±4	2.4	±0.1	
Graduate/Professional Degree	29	±3	44	12	14	14	16	±5	2.5	±0.2	
Non-Hispanic White	33	±2	47	15	15	12	12	±3	2.3	±0.1	
Total Minority	28	±2	48	11	15	10	16	±4	2.4	±0.2	
Non-Hispanic Black	25	±4	51	12	11	7	18	±7	2.3	±0.3	
Hispanic	30	±4	46	12	15	11	15	±6	2.4	±0.2	
30 Years Old or Younger	33	±3	53	12	13	11	11	±4	2.2	±0.2	
31 to 40 Years Old	31	±2	33	16	19	14	17	±3	2.7	±0.1	
More Than 40 Years Old	31	±2	54	13	13	9	10	±3	2.1	±0.1	
FAMILY STATUS											
With Child(ren)	31	±2	30	18	20	15	17	±2	2.7	±0.1	
Without Child(ren)	32	±3	95	2	2	0	1	±2	1.1	±0.1	

Note. Percent responding are Reserve component spouses who answered the question and whose husband/wife was activated and deployed in the past 24 months (Q13/Q14).

NA: Not applicable

25. During your spouse's most recent deployment, to what extent were each of the following a problem for you?
 p. Managing child care/child schedules

	Percent Responding		Percentages					Max ME	Average Extent of Problem		
			1	2	3	4	5				
MEMBER COMPONENT BY PAYGRADE											
ARNG Enlisted	37	±3	50	12	14	11	13	±4	2.2	±0.1	
E1 – E4	39	±4	51	12	15	11	11	±6	2.2	±0.2	
E5 – E9	37	±3	50	12	14	11	13	±4	2.2	±0.2	
ARNG Officers	37	±3	43	14	16	14	14	±5	2.4	±0.2	
O1 – O3	41	±5	42	14	16	15	13	±7	2.4	±0.3	
O4 – O6	32	±4	43	14	15	13	15	±8	2.4	±0.3	
USAR Enlisted	25	±3	48	13	13	11	15	±5	2.3	±0.2	
E1 – E4	20	±3	49	14	16	11	10	±10	2.2	±0.3	
E5 – E9	28	±3	47	13	12	12	16	±6	2.4	±0.2	
USAR Officers	30	±3	44	16	14	12	14	±6	2.3	±0.2	
O1 – O3	27	±4	44	16	12	14	14	±10	2.4	±0.3	
O4 – O6	31	±4	46	13	17	12	13	±7	2.3	±0.2	
USNR Enlisted	32	±4	51	11	18	7	13	±8	2.2	±0.3	
E1 – E4	22	±5	68	5	10	6	12	±13	1.9	±0.4	
E5 – E9	34	±5	49	12	19	7	14	±9	2.3	±0.3	
USNR Officers	28	±4	37	15	16	15	16	±8	2.6	±0.3	
O1 – O3	22	±4	37	24	16	18	4	±12	2.3	±0.3	
O4 – O6	31	±5	37	12	17	15	19	±9	2.7	±0.3	
USMCR Enlisted	32	±4	60	10	10	11	9	±7	2.0	±0.3	
E1 – E4	34	±5	67	9	11	11	2	±10	1.7	±0.3	
E5 – E9	30	±5	52	10	9	12	17	±11	2.3	±0.4	
USMCR Officers	28	±4	35	16	19	17	12	±8	2.5	±0.3	
O1 – O3	27	±7	50	23	13	7	7	±16	2.0	±0.4	
O4 – O6	28	±5	31	15	23	18	13	±10	2.7	±0.3	
ANG Enlisted	29	±4	39	18	19	13	12	±6	2.4	±0.2	
E1 – E4	23	±4	51	14	15	9	11	±11	2.1	±0.3	
E5 – E9	29	±4	37	18	20	13	12	±7	2.4	±0.2	
ANG Officers	31	±4	41	21	15	12	10	±7	2.3	±0.2	
O1 – O3	33	±4	42	13	15	18	11	±9	2.4	±0.3	
O4 – O6	30	±5	41	26	15	9	10	±9	2.2	±0.3	
USAFR Enlisted	23	±3	50	13	13	10	14	±6	2.2	±0.2	
E1 – E4	13	±4	39	13	16	15	18	±17	2.6	±0.6	
E5 – E9	25	±3	51	13	13	9	14	±6	2.2	±0.2	
USAFR Officers	21	±3	38	24	16	13	10	±7	2.3	±0.2	
O1 – O3	19	±4	44	17	13	21	5	±12	2.3	±0.4	
O4 – O6	21	±3	36	26	17	11	11	±9	2.4	±0.3	

Note. Percent responding are Reserve component spouses who answered the question and whose husband/wife was activated and deployed in the past 24 months (Q13/Q14).

25. During your spouse's most recent deployment, to what extent were each of the following a problem for you?

q. Increase in your stress level

- 1. Not at all
- 4. Large extent

- 2. Small extent
- 5. Very large extent

- 3. Moderate extent

	Percent Responding		Percentages					Max ME	Average Extent of Problem		
			1	2	3	4	5				
MEMBER DEMOGRAPHICS											
Total DoD	31	±1	9	18	24	23	26	±2	3.4	±0.1	
ARNG	38	±2	8	15	23	23	30	±3	3.5	±0.1	
USAR	26	±2	9	15	23	25	27	±4	3.4	±0.1	
USNR	31	±3	10	25	23	21	22	±6	3.2	±0.2	
USMCR	31	±3	9	16	17	23	35	±6	3.6	±0.2	
ANG	29	±3	10	23	28	21	18	±6	3.1	±0.2	
USAFR	23	±2	14	25	25	18	18	±5	3.0	±0.2	
Enlisted	31	±2	9	17	23	23	27	±2	3.4	±0.1	
E1 – E4	30	±3	8	12	22	25	33	±5	3.6	±0.2	
E5 – E9	32	±2	10	18	24	22	26	±3	3.4	±0.1	
Officers	31	±2	9	21	26	22	22	±3	3.3	±0.1	
O1 – O3	33	±3	8	17	28	24	23	±5	3.4	±0.2	
O4 – O6	29	±2	10	26	25	20	19	±4	3.1	±0.1	
Reserve Unit	34	±2	9	17	24	23	26	±2	3.4	±0.1	
Military Technician	31	±3	11	22	29	20	18	±6	3.1	±0.2	
AGR/FTS/AR	18	±3	10	21	23	21	25	±7	3.3	±0.2	
IMA	19	±4	16	25	23	16	20	±10	3.0	±0.3	
Not Activated Past 24 Months	NA		NA	NA	NA	NA	NA		NA		
Activated Past 24 Months	64	±2	9	18	24	23	26	±2	3.4	±0.1	
Not Deployed Past 24 Months	NA		NA	NA	NA	NA	NA		NA		
Deployed Past 24 Months	99	±1	9	18	24	23	26	±2	3.4	±0.1	
SPOUSE DEMOGRAPHICS											
Male	17	±3	25	21	21	18	15	±7	2.8	±0.2	
Female	33	±2	8	18	24	23	27	±2	3.4	±0.1	
No College/Some College	32	±2	10	16	25	23	27	±3	3.4	±0.1	
4-Year Degree	32	±2	9	20	23	25	24	±3	3.3	±0.1	
Graduate/Professional Degree	29	±3	9	21	23	19	28	±5	3.4	±0.2	
Non-Hispanic White	33	±2	8	19	25	23	25	±2	3.4	±0.1	
Total Minority	28	±2	13	16	20	21	30	±4	3.4	±0.2	
Non-Hispanic Black	25	±4	18	16	18	17	31	±8	3.3	±0.3	
Hispanic	31	±4	12	16	19	22	32	±6	3.4	±0.2	
30 Years Old or Younger	33	±3	7	14	22	27	29	±4	3.6	±0.1	
31 to 40 Years Old	31	±2	8	16	25	23	29	±3	3.5	±0.1	
More Than 40 Years Old	31	±2	11	22	25	20	22	±3	3.2	±0.1	
FAMILY STATUS											
With Child(ren)	31	±2	8	16	23	24	28	±2	3.5	±0.1	
Without Child(ren)	32	±3	13	20	27	20	20	±4	3.1	±0.1	

Note. Percent responding are Reserve component spouses who answered the question and whose husband/wife was activated and deployed in the past 24 months (Q13/Q14).

NA: Not applicable

25. During your spouse's most recent deployment, to what extent were each of the following a problem for you?
 q. Increase in your stress level

	Percent Responding		Percentages					Max ME	Average Extent of Problem		
			1	2	3	4	5				
MEMBER COMPONENT BY PAYGRADE											
ARNG Enlisted	38	±3	8	14	24	23	31	±4	3.5	±0.1	
E1 – E4	39	±4	8	12	20	25	36	±6	3.7	±0.2	
E5 – E9	37	±3	8	15	26	22	29	±4	3.5	±0.2	
ARNG Officers	38	±3	8	19	22	25	26	±5	3.4	±0.2	
O1 – O3	41	±5	8	16	21	28	27	±8	3.5	±0.2	
O4 – O6	33	±4	7	27	23	20	24	±8	3.3	±0.2	
USAR Enlisted	25	±3	10	13	21	27	28	±5	3.5	±0.2	
E1 – E4	20	±3	11	10	27	28	25	±10	3.5	±0.3	
E5 – E9	27	±3	10	15	19	27	30	±6	3.5	±0.2	
USAR Officers	31	±3	8	19	29	21	22	±5	3.3	±0.2	
O1 – O3	27	±4	5	15	39	18	23	±10	3.4	±0.3	
O4 – O6	31	±4	11	23	24	22	21	±7	3.2	±0.2	
USNR Enlisted	32	±4	11	26	20	19	23	±8	3.2	±0.3	
E1 – E4	22	±5	10	15	32	20	23	±13	3.3	±0.4	
E5 – E9	34	±5	11	28	19	19	24	±9	3.2	±0.3	
USNR Officers	28	±4	8	21	29	24	17	±7	3.2	±0.2	
O1 – O3	23	±5	9	22	32	22	15	±11	3.1	±0.3	
O4 – O6	31	±5	8	21	28	25	18	±9	3.2	±0.3	
USMCR Enlisted	32	±4	8	14	15	24	39	±8	3.7	±0.2	
E1 – E4	34	±5	4	17	18	25	36	±10	3.7	±0.3	
E5 – E9	29	±5	11	11	13	22	43	±11	3.7	±0.4	
USMCR Officers	28	±4	12	24	24	20	20	±8	3.1	±0.3	
O1 – O3	27	±7	10	26	19	28	17	±16	3.2	±0.4	
O4 – O6	28	±5	15	22	25	18	20	±10	3.1	±0.3	
ANG Enlisted	29	±4	10	21	28	22	18	±7	3.2	±0.2	
E1 – E4	23	±4	7	18	20	26	28	±11	3.5	±0.3	
E5 – E9	29	±4	11	22	29	21	17	±7	3.1	±0.2	
ANG Officers	31	±4	8	29	27	19	15	±7	3.0	±0.2	
O1 – O3	33	±4	11	20	29	22	17	±9	3.1	±0.3	
O4 – O6	30	±5	7	34	26	18	14	±9	3.0	±0.3	
USAFR Enlisted	23	±3	13	24	25	19	19	±6	3.1	±0.2	
E1 – E4	13	±4	11	13	34	10	31	±18	3.4	±0.5	
E5 – E9	25	±3	14	25	24	20	18	±6	3.0	±0.2	
USAFR Officers	21	±3	15	28	26	16	16	±7	2.9	±0.2	
O1 – O3	20	±4	13	23	30	24	11	±12	3.0	±0.3	
O4 – O6	21	±3	16	30	24	13	17	±8	2.9	±0.3	

Note. Percent responding are Reserve component spouses who answered the question and whose husband/wife was activated and deployed in the past 24 months (Q13/Q14).

25. During your spouse's most recent deployment, to what extent were each of the following a problem for you?

r. Unintended weight gain or loss

1. Not at all
4. Large extent

2. Small extent
5. Very large extent

3. Moderate extent

	Percent Responding		Percentages					Max ME	Average Extent of Problem		
			1	2	3	4	5				
MEMBER DEMOGRAPHICS											
Total DoD	31	±1	43	17	16	10	14	±2	2.3	±0.1	
ARNG	38	±2	39	17	16	11	17	±3	2.5	±0.1	
USAR	26	±2	39	17	17	13	14	±4	2.5	±0.2	
USNR	31	±3	47	19	14	7	13	±6	2.2	±0.2	
USMCR	31	±3	47	15	15	12	12	±6	2.3	±0.2	
ANG	29	±3	55	16	14	10	6	±6	1.9	±0.2	
USAFR	22	±2	54	18	13	7	8	±5	2.0	±0.2	
Enlisted	31	±2	42	16	16	11	15	±3	2.4	±0.1	
E1 – E4	30	±3	41	16	12	12	18	±5	2.5	±0.2	
E5 – E9	32	±2	42	16	17	10	14	±3	2.4	±0.1	
Officers	31	±2	48	20	14	9	9	±3	2.1	±0.1	
O1 – O3	33	±3	46	20	15	9	10	±5	2.2	±0.2	
O4 – O6	29	±2	52	21	12	7	8	±4	2.0	±0.1	
Reserve Unit	34	±2	43	17	16	10	14	±2	2.4	±0.1	
Military Technician	31	±3	51	14	14	12	9	±6	2.1	±0.2	
AGR/FTS/AR	17	±3	42	20	17	11	10	±7	2.3	±0.2	
IMA	19	±4	57	19	12	4	8	±10	1.9	±0.3	
Not Activated Past 24 Months	NA		NA	NA	NA	NA	NA		NA		
Activated Past 24 Months	64	±2	43	17	16	10	14	±2	2.3	±0.1	
Not Deployed Past 24 Months	NA		NA	NA	NA	NA	NA		NA		
Deployed Past 24 Months	99	±1	43	17	16	10	14	±2	2.3	±0.1	
SPOUSE DEMOGRAPHICS											
Male	17	±3	52	21	9	7	10	±8	2.0	±0.2	
Female	33	±2	43	17	16	11	14	±2	2.4	±0.1	
No College/Some College	32	±2	40	17	16	12	15	±3	2.4	±0.1	
4-Year Degree	32	±2	46	18	15	8	12	±4	2.2	±0.1	
Graduate/Professional Degree	29	±3	50	18	13	8	11	±5	2.1	±0.2	
Non-Hispanic White	33	±2	46	18	16	10	11	±3	2.2	±0.1	
Total Minority	28	±2	36	16	16	11	20	±4	2.6	±0.2	
Non-Hispanic Black	26	±4	40	18	15	7	21	±7	2.5	±0.3	
Hispanic	31	±4	34	12	17	13	23	±7	2.8	±0.3	
30 Years Old or Younger	33	±3	42	17	15	11	15	±4	2.4	±0.2	
31 to 40 Years Old	31	±2	44	16	16	10	14	±3	2.3	±0.1	
More Than 40 Years Old	31	±2	43	19	16	10	12	±3	2.3	±0.1	
FAMILY STATUS											
With Child(ren)	31	±2	41	17	15	11	15	±3	2.4	±0.1	
Without Child(ren)	32	±3	48	16	17	9	10	±4	2.2	±0.2	

Note. Percent responding are Reserve component spouses who answered the question and whose husband/wife was activated and deployed in the past 24 months (Q13/Q14).

NA: Not applicable

25. During your spouse's most recent deployment, to what extent were each of the following a problem for you?
 r. Unintended weight gain or loss

	Percent Responding		Percentages					Max ME	Average Extent of Problem		
			1	2	3	4	5				
MEMBER COMPONENT BY PAYGRADE											
ARNG Enlisted	38	±3	38	17	17	11	18	±4	2.5	±0.1	
E1 – E4	39	±4	40	17	10	11	21	±7	2.6	±0.2	
E5 – E9	37	±3	36	17	20	11	16	±4	2.5	±0.2	
ARNG Officers	38	±3	44	21	14	9	13	±5	2.3	±0.2	
O1 – O3	41	±5	42	22	16	9	12	±7	2.3	±0.2	
O4 – O6	33	±4	49	21	10	6	13	±8	2.1	±0.3	
USAR Enlisted	25	±3	37	15	17	14	17	±5	2.6	±0.2	
E1 – E4	20	±3	40	14	17	17	12	±10	2.5	±0.3	
E5 – E9	28	±3	36	16	18	12	19	±6	2.6	±0.2	
USAR Officers	31	±3	45	20	16	11	8	±6	2.2	±0.2	
O1 – O3	27	±4	46	21	15	8	9	±10	2.1	±0.3	
O4 – O6	31	±4	50	19	16	11	5	±7	2.0	±0.2	
USNR Enlisted	32	±4	43	20	14	7	16	±8	2.3	±0.3	
E1 – E4	22	±5	40	17	15	12	16	±13	2.5	±0.4	
E5 – E9	34	±5	44	20	14	6	16	±9	2.3	±0.3	
USNR Officers	28	±4	55	18	14	6	7	±8	1.9	±0.2	
O1 – O3	23	±5	52	14	11	13	10	±11	2.1	±0.4	
O4 – O6	31	±5	56	19	15	5	6	±9	1.9	±0.3	
USMCR Enlisted	32	±4	45	14	15	13	13	±7	2.4	±0.3	
E1 – E4	34	±5	46	13	17	13	11	±10	2.3	±0.3	
E5 – E9	30	±5	44	15	12	13	15	±11	2.4	±0.4	
USMCR Officers	28	±4	54	17	15	6	7	±8	2.0	±0.2	
O1 – O3	27	±7	61	19	13	7	NR	±16	1.7	±0.3	
O4 – O6	28	±5	54	15	16	6	9	±10	2.0	±0.3	
ANG Enlisted	29	±4	55	16	14	10	6	±7	1.9	±0.2	
E1 – E4	23	±4	43	19	14	8	15	±11	2.3	±0.4	
E5 – E9	29	±4	57	15	14	10	5	±7	1.9	±0.2	
ANG Officers	31	±4	54	19	14	8	6	±7	1.9	±0.2	
O1 – O3	33	±4	51	15	20	8	5	±9	2.0	±0.3	
O4 – O6	29	±5	55	21	10	8	6	±9	1.9	±0.3	
USAFR Enlisted	23	±3	53	16	14	8	9	±6	2.0	±0.2	
E1 – E4	13	±4	47	21	12	3	17	±19	2.2	±0.5	
E5 – E9	25	±3	54	15	15	8	8	±6	2.0	±0.2	
USAFR Officers	21	±3	55	26	9	4	5	±7	1.8	±0.2	
O1 – O3	20	±4	62	21	8	5	5	±12	1.7	±0.3	
O4 – O6	21	±3	53	27	10	4	5	±9	1.8	±0.2	

Note. Percent responding are Reserve component spouses who answered the question and whose husband/wife was activated and deployed in the past 24 months (Q13/Q14).

NR: Not reportable

25. During your spouse's most recent deployment, to what extent were each of the following a problem for you?

s. Difficulty sleeping

- 1. Not at all
- 4. Large extent

- 2. Small extent
- 5. Very large extent

- 3. Moderate extent

	Percent Responding		Percentages					Max ME	Average Extent of Problem		
			1	2	3	4	5				
MEMBER DEMOGRAPHICS											
Total DoD	31	±1	20	22	21	17	21	±2	3.0	±0.1	
ARNG	38	±2	17	20	22	17	24	±3	3.1	±0.1	
USAR	26	±2	19	21	19	18	23	±4	3.1	±0.2	
USNR	31	±3	23	25	21	14	17	±6	2.8	±0.2	
USMCR	31	±3	17	22	17	21	23	±6	3.1	±0.2	
ANG	29	±3	24	26	21	17	12	±5	2.7	±0.2	
USAFR	22	±2	28	25	20	13	13	±5	2.6	±0.2	
Enlisted	31	±2	18	21	21	18	22	±2	3.0	±0.1	
E1 – E4	30	±3	14	17	21	21	27	±5	3.3	±0.2	
E5 – E9	32	±2	19	23	21	16	21	±3	3.0	±0.1	
Officers	31	±2	26	25	21	14	15	±3	2.7	±0.1	
O1 – O3	33	±3	24	22	23	15	17	±5	2.8	±0.2	
O4 – O6	29	±2	30	27	19	12	12	±4	2.5	±0.1	
Reserve Unit	34	±2	20	22	21	17	21	±2	3.0	±0.1	
Military Technician	31	±3	24	25	19	16	15	±5	2.7	±0.2	
AGR/FTS/AR	18	±3	19	22	24	18	18	±7	2.9	±0.2	
IMA	18	±4	36	27	19	6	11	±10	2.3	±0.3	
Not Activated Past 24 Months	NA		NA	NA	NA	NA	NA		NA		
Activated Past 24 Months	64	±2	20	22	21	17	21	±2	3.0	±0.1	
Not Deployed Past 24 Months	NA		NA	NA	NA	NA	NA		NA		
Deployed Past 24 Months	99	±1	20	22	21	17	21	±2	3.0	±0.1	
SPOUSE DEMOGRAPHICS											
Male	17	±3	36	26	13	9	16	±7	2.4	±0.3	
Female	34	±2	19	22	21	17	21	±2	3.0	±0.1	
No College/Some College	32	±2	17	21	21	18	23	±3	3.1	±0.1	
4-Year Degree	32	±2	22	24	21	16	16	±3	2.8	±0.1	
Graduate/Professional Degree	29	±3	28	21	20	15	17	±4	2.7	±0.2	
Non-Hispanic White	33	±2	21	23	21	16	19	±2	2.9	±0.1	
Total Minority	28	±2	18	19	19	18	26	±4	3.1	±0.2	
Non-Hispanic Black	26	±4	19	23	17	12	29	±8	3.1	±0.3	
Hispanic	31	±4	17	18	19	19	26	±6	3.2	±0.2	
30 Years Old or Younger	33	±3	17	19	23	20	22	±4	3.1	±0.1	
31 to 40 Years Old	31	±2	20	22	20	17	22	±3	3.0	±0.1	
More Than 40 Years Old	31	±2	22	25	20	15	18	±3	2.8	±0.1	
FAMILY STATUS											
With Child(ren)	31	±2	19	21	21	17	22	±2	3.0	±0.1	
Without Child(ren)	33	±3	22	23	21	17	17	±4	2.8	±0.1	

Note. Percent responding are Reserve component spouses who answered the question and whose husband/wife was activated and deployed in the past 24 months (Q13/Q14).

NA: Not applicable

25. During your spouse's most recent deployment, to what extent were each of the following a problem for you?
 s. Difficulty sleeping

	Percent Responding		Percentages					Max ME	Average Extent of Problem		
			1	2	3	4	5				
MEMBER COMPONENT BY PAYGRADE											
ARNG Enlisted	38	±3	16	19	22	18	25	±3	3.2	±0.1	
E1 – E4	39	±4	12	16	22	21	29	±7	3.4	±0.2	
E5 – E9	37	±3	18	21	22	16	23	±4	3.1	±0.2	
ARNG Officers	38	±3	22	25	22	14	17	±5	2.8	±0.2	
O1 – O3	41	±5	20	23	23	16	19	±7	2.9	±0.2	
O4 – O6	33	±4	28	28	20	11	13	±8	2.5	±0.2	
USAR Enlisted	25	±3	17	20	18	18	27	±5	3.2	±0.2	
E1 – E4	20	±3	19	18	20	21	23	±10	3.1	±0.3	
E5 – E9	28	±3	16	21	17	17	29	±6	3.2	±0.2	
USAR Officers	31	±3	25	22	21	17	15	±5	2.8	±0.2	
O1 – O3	27	±4	25	20	26	14	15	±10	2.7	±0.3	
O4 – O6	31	±4	28	24	18	17	13	±7	2.6	±0.2	
USNR Enlisted	32	±4	22	23	22	13	19	±8	2.8	±0.3	
E1 – E4	22	±5	19	23	19	16	23	±13	3.0	±0.4	
E5 – E9	34	±5	22	23	22	13	19	±9	2.8	±0.3	
USNR Officers	28	±4	25	28	19	15	12	±7	2.6	±0.2	
O1 – O3	23	±5	24	25	19	13	19	±11	2.8	±0.4	
O4 – O6	31	±5	26	29	19	16	10	±9	2.5	±0.3	
USMCR Enlisted	32	±4	14	20	15	25	26	±7	3.3	±0.2	
E1 – E4	34	±5	13	20	15	26	25	±9	3.3	±0.3	
E5 – E9	30	±5	15	19	16	24	26	±11	3.3	±0.4	
USMCR Officers	28	±4	28	28	21	8	14	±8	2.5	±0.3	
O1 – O3	27	±7	30	28	27	8	7	±16	2.3	±0.4	
O4 – O6	28	±5	29	28	19	8	15	±10	2.5	±0.3	
ANG Enlisted	29	±4	22	26	22	18	12	±6	2.7	±0.2	
E1 – E4	23	±4	19	21	24	19	17	±11	2.9	±0.3	
E5 – E9	29	±4	22	26	22	18	11	±7	2.7	±0.2	
ANG Officers	31	±3	33	26	18	12	11	±7	2.4	±0.2	
O1 – O3	33	±4	32	24	16	16	11	±9	2.5	±0.3	
O4 – O6	30	±5	34	27	19	9	11	±9	2.4	±0.3	
USAFR Enlisted	23	±3	26	24	21	15	14	±6	2.7	±0.2	
E1 – E4	13	±4	22	22	24	16	17	±19	2.8	±0.5	
E5 – E9	25	±3	26	24	21	14	14	±6	2.7	±0.2	
USAFR Officers	21	±3	36	28	19	7	9	±7	2.2	±0.2	
O1 – O3	20	±4	37	22	23	6	11	±12	2.3	±0.4	
O4 – O6	21	±3	36	30	17	8	9	±9	2.2	±0.3	

Note. Percent responding are Reserve component spouses who answered the question and whose husband/wife was activated and deployed in the past 24 months (Q13/Q14).

25. During your spouse's most recent deployment, to what extent were each of the following a problem for you?

t. Other

- 1. Not at all
- 4. Large extent

- 2. Small extent
- 5. Very large extent

- 3. Moderate extent

	Percent Responding		Percentages					Max ME	Average Extent of Problem		
			1	2	3	4	5				
MEMBER DEMOGRAPHICS											
Total DoD	27	±1	82	4	5	2	7	±2	1.5	±0.1	■
ARNG	32	±2	81	4	5	2	8	±3	1.5	±0.1	■
USAR	23	±2	81	4	4	3	7	±4	1.5	±0.2	■
USNR	26	±3	84	3	6	3	5	±5	1.4	±0.1	■
USMCR	27	±3	85	3	5	0	7	±6	1.4	±0.2	■
ANG	26	±3	85	3	6	2	5	±5	1.4	±0.2	■
USAFR	20	±2	85	5	4	1	5	±4	1.4	±0.1	■
Enlisted	27	±2	81	4	5	2	7	±2	1.5	±0.1	■
E1 – E4	27	±3	81	3	5	2	9	±5	1.6	±0.2	■
E5 – E9	27	±2	81	4	5	3	7	±3	1.5	±0.1	■
Officers	26	±2	85	5	4	2	4	±3	1.3	±0.1	■
O1 – O3	28	±3	86	3	5	2	4	±4	1.3	±0.1	■
O4 – O6	24	±2	86	6	4	1	3	±3	1.3	±0.1	■
Reserve Unit	29	±2	82	4	5	2	7	±2	1.5	±0.1	■
Military Technician	27	±3	80	4	6	3	7	±5	1.5	±0.2	■
AGR/FTS/AR	15	±3	87	3	6	2	3	±6	1.3	±0.2	■
IMA	16	±3	87	6	3	1	3	±8	1.3	±0.2	■
Not Activated Past 24 Months	NA		NA	NA	NA	NA	NA		NA		
Activated Past 24 Months	55	±2	82	4	5	2	7	±2	1.5	±0.1	■
Not Deployed Past 24 Months	NA		NA	NA	NA	NA	NA		NA		
Deployed Past 24 Months	85	±2	82	4	5	2	7	±2	1.5	±0.1	■
SPOUSE DEMOGRAPHICS											
Male	15	±3	83	6	5	1	5	±9	1.4	±0.2	■
Female	29	±1	82	4	5	2	7	±2	1.5	±0.1	■
No College/Some College	28	±2	81	4	5	2	8	±3	1.5	±0.1	■
4-Year Degree	27	±2	85	4	5	2	5	±3	1.4	±0.1	■
Graduate/Professional Degree	25	±3	84	3	5	2	6	±4	1.4	±0.2	■
Non-Hispanic White	28	±2	84	3	5	2	6	±2	1.4	±0.1	■
Total Minority	24	±2	78	5	5	3	9	±4	1.6	±0.2	■
Non-Hispanic Black	21	±3	76	7	5	1	10	±8	1.6	±0.3	■
Hispanic	27	±4	81	4	4	3	9	±5	1.5	±0.2	■
30 Years Old or Younger	29	±3	85	2	4	2	6	±3	1.4	±0.1	■
31 to 40 Years Old	27	±2	84	4	5	2	5	±3	1.4	±0.1	■
More Than 40 Years Old	26	±2	79	5	5	3	8	±3	1.6	±0.1	■
FAMILY STATUS											
With Child(ren)	26	±2	82	4	5	2	6	±2	1.5	±0.1	■
Without Child(ren)	29	±2	82	4	5	2	7	±4	1.5	±0.2	■

Note. Percent responding are Reserve component spouses who answered the question and whose husband/wife was activated and deployed in the past 24 months (Q13/Q14).

NA: Not applicable

25. During your spouse's most recent deployment, to what extent were each of the following a problem for you?
t. Other

	Percent Responding		Percentages					Max ME	Average Extent of Problem		
			1	2	3	4	5				
MEMBER COMPONENT BY PAYGRADE											
ARNG Enlisted	32	±2	80	4	5	3	9	±3	1.6	±0.1	■
E1 – E4	34	±4	79	2	5	2	12	±6	1.6	±0.2	■
E5 – E9	31	±3	80	5	5	3	7	±4	1.5	±0.1	■
ARNG Officers	31	±3	86	4	5	1	4	±4	1.3	±0.1	■
O1 – O3	35	±5	88	3	5	1	2	±5	1.3	±0.1	■
O4 – O6	26	±4	87	5	4	0	3	±6	1.3	±0.2	■
USAR Enlisted	22	±2	81	4	5	3	7	±5	1.5	±0.2	■
E1 – E4	19	±3	85	3	4	4	5	±10	1.4	±0.3	■
E5 – E9	23	±3	79	5	5	3	8	±6	1.6	±0.2	■
USAR Officers	25	±3	84	5	2	2	6	±5	1.4	±0.2	■
O1 – O3	24	±4	82	4	2	3	8	±9	1.5	±0.3	■
O4 – O6	24	±3	85	6	3	2	4	±7	1.3	±0.2	■
USNR Enlisted	27	±4	84	3	5	3	5	±7	1.4	±0.2	■
E1 – E4	21	±5	86	NR	5	2	7	±11	1.5	±0.3	■
E5 – E9	28	±5	84	3	5	3	5	±8	1.4	±0.2	■
USNR Officers	24	±4	82	5	7	3	3	±7	1.4	±0.2	■
O1 – O3	20	±4	85	2	5	1	7	±11	1.4	±0.3	■
O4 – O6	25	±5	81	6	8	4	1	±9	1.4	±0.2	■
USMCR Enlisted	28	±4	82	3	6	1	8	±7	1.5	±0.2	■
E1 – E4	30	±5	81	4	7	1	7	±9	1.5	±0.3	■
E5 – E9	27	±5	84	2	4	0	9	±11	1.5	±0.3	■
USMCR Officers	24	±4	95	3	1	0	1	±5	1.1	±0.1	■
O1 – O3	25	±7	90	3	4	NR	4	±15	1.2	±0.3	■
O4 – O6	24	±5	95	4	1	0	0	±7	1.1	±0.1	■
ANG Enlisted	26	±4	84	3	6	2	5	±6	1.4	±0.2	■
E1 – E4	22	±4	80	8	6	2	4	±11	1.4	±0.3	■
E5 – E9	26	±4	84	3	5	2	6	±7	1.4	±0.2	■
ANG Officers	26	±3	88	4	6	2	1	±5	1.2	±0.1	■
O1 – O3	28	±4	85	3	7	3	2	±9	1.3	±0.2	■
O4 – O6	25	±4	90	4	5	1	1	±7	1.2	±0.1	■
USAFR Enlisted	21	±2	86	3	3	1	6	±5	1.4	±0.2	■
E1 – E4	10	±4	83	5	10	NR	2	±18	1.3	±0.3	■
E5 – E9	23	±3	87	3	3	1	6	±5	1.4	±0.2	■
USAFR Officers	18	±3	83	8	4	1	4	±7	1.4	±0.2	■
O1 – O3	19	±4	84	6	7	2	2	±11	1.3	±0.2	■
O4 – O6	18	±3	82	9	3	1	5	±8	1.4	±0.2	■

Note. Percent responding are Reserve component spouses who answered the question and whose husband/wife was activated and deployed in the past 24 months (Q13/Q14).

NR: Not reportable

26. As a result of your spouse's deployment, have you experienced a change in the following personal characteristics?

a. Independence

1. Increased

2. No change

3. Decreased

	Percent Responding		Percentages			Max ME
			1	2	3	
MEMBER DEMOGRAPHICS						
Total DoD	32	±1	52	45	3	±2
ARNG	38	±2	56	42	3	±3
USAR	26	±2	54	43	3	±4
USNR	31	±3	54	44	2	±6
USMCR	31	±3	58	40	2	±6
ANG	29	±3	41	56	3	±6
USAFR	23	±2	43	54	3	±5
Enlisted	32	±2	53	44	3	±3
E1 – E4	30	±3	61	35	4	±5
E5 – E9	32	±2	51	47	3	±3
Officers	32	±2	49	49	2	±3
O1 – O3	33	±3	58	40	2	±5
O4 – O6	29	±2	42	56	2	±4
Reserve Unit	34	±2	53	44	3	±2
Military Technician	31	±4	47	50	3	±6
AGR/FTS/AR	18	±3	48	50	2	±7
IMA	19	±4	41	56	3	±10
Not Activated Past 24 Months	NA		NA	NA	NA	
Activated Past 24 Months	64	±2	52	45	3	±2
Not Deployed Past 24 Months	NA		NA	NA	NA	
Deployed Past 24 Months	100	±1	52	45	3	±2
SPOUSE DEMOGRAPHICS						
Male	17	±3	24	72	5	±8
Female	34	±2	54	43	3	±2
No College/Some College	32	±2	52	44	3	±3
4-Year Degree	32	±2	55	44	1	±4
Graduate/Professional Degree	29	±3	48	49	3	±5
Non-Hispanic White	33	±2	52	45	2	±3
Total Minority	28	±2	53	43	4	±4
Non-Hispanic Black	26	±4	48	48	4	±7
Hispanic	31	±4	56	41	3	±6
30 Years Old or Younger	33	±3	65	32	3	±4
31 to 40 Years Old	31	±2	51	47	2	±3
More Than 40 Years Old	31	±2	45	52	3	±3
FAMILY STATUS						
With Child(ren)	31	±2	54	44	3	±3
Without Child(ren)	33	±3	49	48	3	±4

Note. Percent responding are Reserve component spouses who answered the question and whose husband/wife was activated and deployed in the past 24 months (Q13/Q14).

NA: Not applicable

26. As a result of your spouse's deployment, have you experienced a change in the following personal characteristics?
a. Independence

	Percent Responding		Percentages			Max ME
			1	2	3	
MEMBER COMPONENT BY PAYGRADE						
ARNG Enlisted	38	±3	56	41	3	±4
E1 – E4	39	±4	61	35	4	±6
E5 – E9	37	±3	54	44	2	±4
ARNG Officers	38	±3	55	44	1	±5
O1 – O3	41	±5	62	37	1	±7
O4 – O6	33	±4	49	50	1	±8
USAR Enlisted	25	±3	56	40	4	±5
E1 – E4	20	±3	61	35	5	±10
E5 – E9	28	±3	55	41	4	±6
USAR Officers	31	±3	48	50	2	±5
O1 – O3	27	±4	59	38	3	±10
O4 – O6	32	±4	40	58	2	±7
USNR Enlisted	32	±4	57	41	2	±8
E1 – E4	22	±5	66	32	2	±13
E5 – E9	34	±5	55	43	2	±9
USNR Officers	28	±4	48	51	1	±8
O1 – O3	23	±5	50	47	3	±12
O4 – O6	31	±5	47	52	0	±9
USMCR Enlisted	32	±4	61	37	3	±7
E1 – E4	34	±5	64	34	2	±10
E5 – E9	30	±5	58	40	3	±11
USMCR Officers	28	±4	49	50	1	±8
O1 – O3	27	±7	53	44	3	±16
O4 – O6	28	±5	48	52	0	±10
ANG Enlisted	29	±4	41	56	3	±7
E1 – E4	23	±4	60	36	4	±11
E5 – E9	29	±4	39	58	3	±7
ANG Officers	31	±3	42	56	2	±7
O1 – O3	33	±4	49	50	2	±9
O4 – O6	30	±5	38	59	3	±10
USAFR Enlisted	23	±3	46	51	3	±6
E1 – E4	13	±4	51	44	5	±16
E5 – E9	25	±3	46	52	2	±6
USAFR Officers	21	±3	36	62	3	±7
O1 – O3	20	±4	46	51	3	±12
O4 – O6	21	±3	32	65	3	±8

Note. Percent responding are Reserve component spouses who answered the question and whose husband/wife was activated and deployed in the past 24 months (Q13/Q14).

26. As a result of your spouse's deployment, have you experienced a change in the following personal characteristics?

b. Confidence

1. Increased

2. No change

3. Decreased

	Percent Responding		Percentages			Max ME
			1	2	3	
MEMBER DEMOGRAPHICS						
Total DoD	32	±1	32	58	10	±2
ARNG	38	±2	35	53	12	±3
USAR	26	±2	33	57	10	±4
USNR	31	±3	35	59	6	±6
USMCR	31	±3	36	54	10	±6
ANG	29	±3	23	70	7	±5
USAFR	23	±2	24	68	8	±5
Enlisted	32	±2	33	56	11	±3
E1 – E4	30	±3	36	49	15	±5
E5 – E9	32	±2	31	59	10	±3
Officers	32	±2	30	63	7	±3
O1 – O3	33	±3	33	58	9	±5
O4 – O6	29	±2	28	68	4	±4
Reserve Unit	34	±2	32	57	10	±2
Military Technician	31	±3	28	64	8	±5
AGR/FTS/AR	17	±3	31	64	5	±7
IMA	18	±4	27	68	5	±10
Not Activated Past 24 Months	NA		NA	NA	NA	
Activated Past 24 Months	64	±2	32	58	10	±2
Not Deployed Past 24 Months	NA		NA	NA	NA	
Deployed Past 24 Months	99	±1	32	58	10	±2
SPOUSE DEMOGRAPHICS						
Male	17	±3	12	75	13	±7
Female	34	±2	33	57	10	±2
No College/Some College	32	±2	31	57	12	±3
4-Year Degree	32	±2	34	59	7	±4
Graduate/Professional Degree	29	±3	32	60	8	±5
Non-Hispanic White	33	±2	32	60	9	±2
Total Minority	28	±2	33	53	14	±4
Non-Hispanic Black	26	±4	30	58	12	±8
Hispanic	31	±4	34	52	14	±7
30 Years Old or Younger	33	±3	36	52	12	±4
31 to 40 Years Old	31	±2	33	58	9	±3
More Than 40 Years Old	31	±2	29	62	9	±3
FAMILY STATUS						
With Child(ren)	31	±2	33	57	10	±3
Without Child(ren)	33	±3	30	60	11	±4

Note. Percent responding are Reserve component spouses who answered the question and whose husband/wife was activated and deployed in the past 24 months (Q13/Q14).

NA: Not applicable

26. As a result of your spouse's deployment, have you experienced a change in the following personal characteristics?
b. Confidence

	Percent Responding		Percentages			Max ME
			1	2	3	
MEMBER COMPONENT BY PAYGRADE						
ARNG Enlisted	38	±3	35	52	13	±4
E1 – E4	39	±4	36	47	17	±7
E5 – E9	37	±3	34	55	10	±4
ARNG Officers	38	±3	35	56	9	±5
O1 – O3	41	±5	36	55	10	±7
O4 – O6	33	±4	39	56	5	±8
USAR Enlisted	25	±3	35	53	12	±5
E1 – E4	20	±3	38	49	14	±10
E5 – E9	28	±3	34	55	11	±6
USAR Officers	31	±3	28	66	6	±5
O1 – O3	28	±4	34	58	8	±10
O4 – O6	32	±4	22	73	5	±6
USNR Enlisted	32	±4	36	58	6	±8
E1 – E4	22	±5	33	61	7	±13
E5 – E9	34	±5	36	58	6	±9
USNR Officers	28	±4	32	63	6	±8
O1 – O3	22	±4	28	61	10	±12
O4 – O6	31	±5	32	64	4	±9
USMCR Enlisted	32	±4	38	50	13	±7
E1 – E4	34	±5	40	47	14	±10
E5 – E9	30	±5	35	53	12	±11
USMCR Officers	28	±4	30	68	2	±8
O1 – O3	27	±7	23	73	3	±16
O4 – O6	28	±5	33	66	1	±10
ANG Enlisted	29	±4	22	69	8	±6
E1 – E4	23	±4	29	61	10	±11
E5 – E9	29	±4	22	70	8	±7
ANG Officers	31	±3	24	72	5	±7
O1 – O3	33	±4	29	64	7	±9
O4 – O6	30	±5	21	76	3	±9
USAFR Enlisted	23	±3	25	67	9	±6
E1 – E4	13	±4	27	62	11	±17
E5 – E9	25	±3	24	67	9	±6
USAFR Officers	21	±3	23	73	5	±7
O1 – O3	20	±4	27	68	4	±12
O4 – O6	21	±3	21	74	5	±8

Note. Percent responding are Reserve component spouses who answered the question and whose husband/wife was activated and deployed in the past 24 months (Q13/Q14).

26. As a result of your spouse's deployment, have you experienced a change in the following personal characteristics?

c. Self-sufficiency

1. Increased

2. No change

3. Decreased

	Percent Responding		Percentages			Max ME
			1	2	3	
MEMBER DEMOGRAPHICS						
Total DoD	31	±1	48	48	4	±2
ARNG	38	±2	51	45	4	±3
USAR	26	±2	50	46	4	±4
USNR	31	±3	45	52	3	±6
USMCR	31	±3	55	42	4	±6
ANG	29	±3	39	59	2	±6
USAFR	23	±2	44	53	4	±5
Enlisted	32	±2	48	47	4	±3
E1 – E4	30	±3	52	42	6	±5
E5 – E9	32	±2	47	49	4	±3
Officers	31	±2	47	51	2	±3
O1 – O3	33	±3	51	46	3	±5
O4 – O6	29	±2	42	57	2	±4
Reserve Unit	34	±2	48	48	4	±2
Military Technician	31	±3	44	54	3	±6
AGR/FTS/AR	18	±3	46	52	3	±7
IMA	18	±4	41	58	1	±10
Not Activated Past 24 Months	NA		NA	NA	NA	
Activated Past 24 Months	64	±2	48	48	4	±2
Not Deployed Past 24 Months	NA		NA	NA	NA	
Deployed Past 24 Months	99	±1	48	48	4	±2
SPOUSE DEMOGRAPHICS						
Male	17	±3	18	77	4	±6
Female	34	±2	50	46	4	±2
No College/Some College	32	±2	46	49	4	±3
4-Year Degree	32	±2	52	45	3	±4
Graduate/Professional Degree	29	±3	47	50	3	±5
Non-Hispanic White	33	±2	49	48	3	±3
Total Minority	28	±2	46	49	5	±4
Non-Hispanic Black	25	±4	45	53	2	±7
Hispanic	31	±4	47	48	5	±6
30 Years Old or Younger	33	±3	55	39	6	±4
31 to 40 Years Old	31	±2	50	48	3	±3
More Than 40 Years Old	31	±2	42	55	4	±3
FAMILY STATUS						
With Child(ren)	31	±2	50	46	4	±3
Without Child(ren)	32	±3	43	53	4	±4

Note. Percent responding are Reserve component spouses who answered the question and whose husband/wife was activated and deployed in the past 24 months (Q13/Q14).

NA: Not applicable

26. As a result of your spouse's deployment, have you experienced a change in the following personal characteristics?
c. Self-sufficiency

	Percent Responding		Percentages			Max ME
			1	2	3	
MEMBER COMPONENT BY PAYGRADE						
ARNG Enlisted	38	±3	50	45	5	±4
E1 – E4	39	±4	50	43	7	±7
E5 – E9	37	±3	51	46	4	±4
ARNG Officers	38	±3	52	45	3	±5
O1 – O3	41	±5	55	42	3	±8
O4 – O6	33	±4	49	49	2	±8
USAR Enlisted	25	±3	52	43	5	±5
E1 – E4	20	±3	56	37	7	±10
E5 – E9	28	±3	50	46	4	±6
USAR Officers	31	±3	45	52	3	±6
O1 – O3	27	±4	48	49	3	±10
O4 – O6	31	±4	41	57	2	±7
USNR Enlisted	32	±4	45	52	4	±8
E1 – E4	21	±5	49	50	1	±13
E5 – E9	34	±5	44	52	4	±9
USNR Officers	28	±4	47	52	1	±8
O1 – O3	23	±5	45	52	3	±12
O4 – O6	30	±5	47	53	0	±9
USMCR Enlisted	32	±4	56	39	5	±7
E1 – E4	34	±5	56	38	5	±10
E5 – E9	30	±5	56	40	4	±11
USMCR Officers	28	±4	49	51	0	±8
O1 – O3	27	±7	49	51	NR	±16
O4 – O6	28	±5	47	53	0	±10
ANG Enlisted	29	±4	39	59	2	±7
E1 – E4	23	±4	58	40	1	±11
E5 – E9	29	±4	37	61	3	±7
ANG Officers	31	±3	38	60	2	±7
O1 – O3	33	±4	49	49	2	±9
O4 – O6	30	±5	33	65	2	±9
USAFR Enlisted	23	±3	46	50	4	±6
E1 – E4	13	±4	50	42	8	±16
E5 – E9	25	±3	45	51	4	±7
USAFR Officers	21	±3	37	61	2	±7
O1 – O3	20	±4	47	52	2	±12
O4 – O6	21	±3	34	64	2	±9

Note. Percent responding are Reserve component spouses who answered the question and whose husband/wife was activated and deployed in the past 24 months (Q13/Q14).

NR: Not reportable

26. As a result of your spouse's deployment, have you experienced a change in the following personal characteristics?

d. Faith/spirituality

1. Increased

2. No change

3. Decreased

	Percent Responding		Percentages			Max ME
			1	2	3	
MEMBER DEMOGRAPHICS						
Total DoD	32	±1	36	58	6	±2
ARNG	38	±2	41	52	7	±3
USAR	27	±2	35	59	7	±4
USNR	31	±3	33	64	4	±6
USMCR	31	±3	34	60	6	±6
ANG	29	±3	26	72	2	±5
USAFR	23	±2	31	65	3	±5
Enlisted	32	±2	37	57	6	±3
E1 – E4	30	±3	39	51	9	±5
E5 – E9	32	±2	36	60	5	±3
Officers	32	±2	34	62	4	±3
O1 – O3	33	±3	39	57	5	±5
O4 – O6	29	±2	31	66	3	±4
Reserve Unit	34	±2	36	58	6	±2
Military Technician	31	±3	29	68	4	±5
AGR/FTS/AR	18	±3	36	60	4	±7
IMA	19	±4	22	76	3	±8
Not Activated Past 24 Months	NA		NA	NA	NA	
Activated Past 24 Months	64	±2	36	58	6	±2
Not Deployed Past 24 Months	NA		NA	NA	NA	
Deployed Past 24 Months	100	±1	36	58	6	±2
SPOUSE DEMOGRAPHICS						
Male	17	±3	17	74	9	±8
Female	34	±2	37	57	5	±2
No College/Some College	32	±2	36	58	6	±3
4-Year Degree	32	±2	38	58	4	±4
Graduate/Professional Degree	29	±3	32	62	6	±5
Non-Hispanic White	33	±2	34	61	6	±3
Total Minority	28	±2	43	52	5	±4
Non-Hispanic Black	26	±4	47	49	4	±7
Hispanic	31	±4	43	52	5	±6
30 Years Old or Younger	33	±3	38	56	6	±4
31 to 40 Years Old	31	±2	35	59	6	±3
More Than 40 Years Old	31	±2	36	59	5	±3
FAMILY STATUS						
With Child(ren)	31	±2	36	58	6	±3
Without Child(ren)	33	±3	35	60	5	±4

Note. Percent responding are Reserve component spouses who answered the question and whose husband/wife was activated and deployed in the past 24 months (Q13/Q14).

NA: Not applicable

26. As a result of your spouse's deployment, have you experienced a change in the following personal characteristics?
d. Faith/spirituality

	Percent Responding		Percentages			Max ME
			1	2	3	
MEMBER COMPONENT BY PAYGRADE						
ARNG Enlisted	38	±3	41	52	7	±4
E1 – E4	39	±4	42	47	11	±7
E5 – E9	37	±3	41	54	5	±4
ARNG Officers	38	±3	41	54	5	±5
O1 – O3	41	±5	46	49	4	±7
O4 – O6	33	±4	39	57	4	±8
USAR Enlisted	25	±3	36	57	8	±5
E1 – E4	20	±3	32	60	8	±10
E5 – E9	28	±3	37	55	8	±6
USAR Officers	31	±3	32	63	5	±5
O1 – O3	28	±4	32	61	7	±9
O4 – O6	31	±4	31	65	4	±7
USNR Enlisted	32	±4	35	62	3	±8
E1 – E4	22	±5	42	52	7	±13
E5 – E9	34	±5	34	64	3	±8
USNR Officers	28	±4	27	68	4	±7
O1 – O3	22	±4	33	65	1	±12
O4 – O6	31	±5	25	70	5	±9
USMCR Enlisted	32	±4	35	58	7	±7
E1 – E4	34	±5	39	55	7	±10
E5 – E9	30	±5	32	61	7	±11
USMCR Officers	28	±4	30	66	4	±8
O1 – O3	27	±7	12	84	3	±15
O4 – O6	28	±5	36	60	4	±10
ANG Enlisted	29	±4	25	72	3	±6
E1 – E4	23	±4	30	64	6	±11
E5 – E9	29	±4	25	73	2	±7
ANG Officers	31	±3	29	69	2	±7
O1 – O3	33	±4	30	66	4	±9
O4 – O6	30	±5	29	70	1	±9
USAFR Enlisted	23	±3	34	62	4	±6
E1 – E4	13	±4	34	60	6	±17
E5 – E9	25	±3	34	62	4	±6
USAFR Officers	21	±3	23	75	2	±7
O1 – O3	20	±4	26	74	NR	±12
O4 – O6	21	±3	22	75	2	±8

Note. Percent responding are Reserve component spouses who answered the question and whose husband/wife was activated and deployed in the past 24 months (Q13/Q14).

NR: Not reportable

26. As a result of your spouse's deployment, have you experienced a change in the following personal characteristics?

e. Other personal characteristic(s)

1. Increased

2. No change

3. Decreased

	Percent Responding		Percentages			Max ME
			1	2	3	
MEMBER DEMOGRAPHICS						
Total DoD	28	±1	16	79	5	±2
ARNG	34	±2	19	75	6	±3
USAR	24	±2	13	80	6	±4
USNR	28	±3	14	82	4	±5
USMCR	29	±3	18	77	5	±6
ANG	27	±3	11	86	3	±5
USAFR	20	±2	11	85	5	±4
Enlisted	29	±2	16	78	6	±2
E1 – E4	28	±3	18	75	7	±5
E5 – E9	29	±2	16	79	6	±3
Officers	27	±2	13	84	4	±3
O1 – O3	28	±3	14	83	3	±4
O4 – O6	25	±2	11	86	4	±3
Reserve Unit	31	±2	16	78	6	±2
Military Technician	28	±3	15	81	4	±5
AGR/FTS/AR	16	±3	12	85	3	±6
IMA	17	±4	11	84	5	±9
Not Activated Past 24 Months	NA		NA	NA	NA	
Activated Past 24 Months	58	±2	16	79	5	±2
Not Deployed Past 24 Months	NA		NA	NA	NA	
Deployed Past 24 Months	89	±2	16	79	5	±2
SPOUSE DEMOGRAPHICS						
Male	16	±3	6	89	4	±6
Female	30	±2	16	78	6	±2
No College/Some College	29	±2	16	78	6	±3
4-Year Degree	28	±2	16	81	4	±4
Graduate/Professional Degree	26	±3	13	83	4	±4
Non-Hispanic White	30	±2	14	81	5	±2
Total Minority	25	±2	19	74	7	±4
Non-Hispanic Black	22	±4	20	76	4	±7
Hispanic	28	±4	19	73	8	±7
30 Years Old or Younger	31	±3	16	78	5	±4
31 to 40 Years Old	28	±2	17	78	5	±3
More Than 40 Years Old	27	±2	14	80	6	±3
FAMILY STATUS						
With Child(ren)	28	±2	15	79	6	±2
Without Child(ren)	30	±3	16	79	5	±4

Note. Percent responding are Reserve component spouses who answered the question and whose husband/wife was activated and deployed in the past 24 months (Q13/Q14).

NA: Not applicable

26. As a result of your spouse's deployment, have you experienced a change in the following personal characteristics?
e. Other personal characteristic(s)

	Percent Responding		Percentages			Max ME
			1	2	3	
MEMBER COMPONENT BY PAYGRADE						
ARNG Enlisted	34	±2	19	74	7	±4
E1 – E4	36	±4	20	72	8	±7
E5 – E9	34	±3	19	74	7	±4
ARNG Officers	32	±3	15	82	3	±4
O1 – O3	35	±5	16	82	2	±7
O4 – O6	27	±4	12	84	4	±7
USAR Enlisted	23	±3	13	80	7	±5
E1 – E4	19	±3	13	81	6	±8
E5 – E9	25	±3	13	79	7	±6
USAR Officers	26	±3	14	82	4	±5
O1 – O3	24	±4	12	82	5	±9
O4 – O6	25	±3	12	84	5	±7
USNR Enlisted	29	±4	16	81	4	±7
E1 – E4	21	±5	20	79	1	±12
E5 – E9	31	±5	15	81	4	±8
USNR Officers	25	±4	11	85	4	±7
O1 – O3	21	±4	9	85	6	±11
O4 – O6	27	±5	11	85	3	±9
USMCR Enlisted	30	±4	20	74	5	±7
E1 – E4	31	±5	20	74	6	±10
E5 – E9	29	±5	20	75	4	±11
USMCR Officers	26	±4	11	86	3	±7
O1 – O3	26	±7	14	83	3	±16
O4 – O6	25	±5	11	86	4	±9
ANG Enlisted	27	±4	11	86	3	±6
E1 – E4	23	±4	11	83	5	±10
E5 – E9	27	±4	11	86	3	±6
ANG Officers	27	±3	9	87	4	±6
O1 – O3	29	±4	13	83	3	±9
O4 – O6	26	±4	7	89	4	±9
USAFR Enlisted	21	±2	12	83	6	±5
E1 – E4	11	±4	5	81	13	±17
E5 – E9	23	±3	12	83	5	±6
USAFR Officers	19	±3	8	91	2	±6
O1 – O3	19	±4	7	92	2	±10
O4 – O6	19	±3	8	90	1	±7

Note. Percent responding are Reserve component spouses who answered the question and whose husband/wife was activated and deployed in the past 24 months (Q13/Q14).





































26. As a result of your spouse's deployment, have you experienced an increase in any of the following personal characteristics? Constructed from Q26a-e.

	Percent Responding		Percentages		Percentage Reporting an Increase in Any Characteristic
			Yes	Max ME	
MEMBER DEMOGRAPHICS					
Total DoD	32	±1	68	±2	
ARNG	38	±2	73	±3	
USAR	27	±2	68	±4	
USNR	31	±3	66	±6	
USMCR	31	±3	72	±6	
ANG	29	±3	56	±6	
USAFR	23	±2	59	±5	
Enlisted	32	±2	70	±3	
E1 – E4	30	±3	76	±4	
E5 – E9	32	±2	67	±3	
Officers	32	±2	63	±3	
O1 – O3	33	±3	71	±5	
O4 – O6	29	±2	57	±4	
Reserve Unit	34	±2	69	±2	
Military Technician	31	±4	63	±6	
AGR/FTS/AR	18	±3	62	±7	
IMA	19	±4	57	±10	
Not Activated Past 24 Months	NA		NA		
Activated Past 24 Months	65	±2	68	±2	
Not Deployed Past 24 Months	NA		NA		
Deployed Past 24 Months	100	±1	68	±2	
SPOUSE DEMOGRAPHICS					
Male	17	±3	39	±8	
Female	34	±2	70	±2	
No College/Some College	32	±2	68	±3	
4-Year Degree	32	±2	70	±4	
Graduate/Professional Degree	29	±3	63	±5	
Non-Hispanic White	33	±2	68	±2	
Total Minority	28	±2	70	±4	
Non-Hispanic Black	26	±4	68	±7	
Hispanic	31	±4	72	±6	
30 Years Old or Younger	33	±3	79	±3	
31 to 40 Years Old	31	±2	67	±3	
More Than 40 Years Old	31	±2	62	±3	
FAMILY STATUS					
With Child(ren)	31	±2	69	±2	
Without Child(ren)	33	±3	65	±4	

Note. Percent responding are Reserve component spouses who answered the question and whose husband/wife was activated and deployed in the past 24 months (Q13/Q14).

NA: Not applicable

26. As a result of your spouse's deployment, have you experienced an increase in any of the following personal characteristics? Constructed from Q26a-e.

	Percent Responding		Percentages		Percentage Reporting an Increase in Any Characteristic
			Yes	Max ME	
MEMBER COMPONENT BY PAYGRADE					
ARNG Enlisted	38	±3	74	±3	
E1 – E4	39	±4	76	±6	
E5 – E9	38	±3	73	±4	
ARNG Officers	38	±3	69	±5	
O1 – O3	41	±5	75	±7	
O4 – O6	33	±4	62	±8	
USAR Enlisted	25	±3	70	±5	
E1 – E4	20	±3	76	±9	
E5 – E9	28	±3	68	±6	
USAR Officers	31	±3	63	±6	
O1 – O3	28	±4	68	±10	
O4 – O6	32	±4	58	±7	
USNR Enlisted	32	±4	67	±8	
E1 – E4	22	±5	72	±13	
E5 – E9	34	±5	66	±9	
USNR Officers	28	±4	65	±8	
O1 – O3	23	±5	70	±11	
O4 – O6	31	±5	63	±9	
USMCR Enlisted	32	±4	74	±7	
E1 – E4	34	±5	80	±9	
E5 – E9	30	±5	68	±11	
USMCR Officers	28	±4	63	±8	
O1 – O3	27	±7	68	±16	
O4 – O6	28	±5	61	±10	
ANG Enlisted	29	±4	57	±7	
E1 – E4	23	±4	75	±11	
E5 – E9	29	±4	55	±7	
ANG Officers	31	±3	55	±7	
O1 – O3	33	±4	63	±9	
O4 – O6	30	±5	51	±9	
USAFR Enlisted	23	±3	64	±6	
E1 – E4	13	±4	65	±16	
E5 – E9	26	±3	63	±6	
USAFR Officers	21	±3	48	±7	
O1 – O3	20	±4	59	±12	
O4 – O6	21	±3	44	±8	

Note. Percent responding are Reserve component spouses who answered the question and whose husband/wife was activated and deployed in the past 24 months (Q13/Q14).

27. As a result of your spouse's deployment, have you experienced a change in the following skills or abilities?

a. Performing and/or supervising home/car repairs/maintenance or yard work

1. Increased
4. Not applicable

2. No change

3. Decreased

	Percent Responding		Percentages				Max ME
			1	2	3	4	
MEMBER DEMOGRAPHICS							
Total DoD	31	±1	43	50	4	3	±2
ARNG	38	±2	46	47	4	3	±3
USAR	26	±2	42	51	4	4	±4
USNR	31	±3	43	53	2	1	±6
USMCR	31	±3	43	51	3	3	±6
ANG	29	±3	38	55	4	4	±6
USAFR	22	±2	40	54	3	3	±5
Enlisted	31	±2	45	49	4	3	±3
E1 – E4	30	±3	43	48	6	3	±5
E5 – E9	32	±2	45	49	3	3	±3
Officers	31	±2	39	55	3	3	±3
O1 – O3	33	±3	39	54	4	3	±5
O4 – O6	29	±2	37	58	2	3	±4
Reserve Unit	34	±2	44	50	4	3	±2
Military Technician	31	±3	40	55	2	3	±6
AGR/FTS/AR	18	±3	41	53	3	2	±7
IMA	18	±4	29	65	1	5	±13
Not Activated Past 24 Months	NA		NA	NA	NA	NA	
Activated Past 24 Months	64	±2	43	50	4	3	±2
Not Deployed Past 24 Months	NA		NA	NA	NA	NA	
Deployed Past 24 Months	99	±1	43	50	4	3	±2
SPOUSE DEMOGRAPHICS							
Male	17	±3	12	78	5	5	±7
Female	33	±2	46	48	4	3	±2
No College/Some College	32	±2	43	50	4	3	±3
4-Year Degree	32	±2	45	49	3	3	±4
Graduate/Professional Degree	29	±3	40	54	3	3	±5
Non-Hispanic White	33	±2	42	52	3	3	±3
Total Minority	28	±2	47	44	5	4	±4
Non-Hispanic Black	25	±4	44	42	8	6	±7
Hispanic	31	±4	49	44	5	3	±6
30 Years Old or Younger	33	±3	44	48	5	3	±4
31 to 40 Years Old	31	±2	44	50	4	2	±3
More Than 40 Years Old	31	±2	42	51	3	3	±3
FAMILY STATUS							
With Child(ren)	31	±2	44	50	4	2	±3
Without Child(ren)	32	±3	40	52	3	5	±4

Note. Percent responding are Reserve component spouses who answered the question and whose husband/wife was activated and deployed in the past 24 months (Q13/Q14).

NA: Not applicable

27. As a result of your spouse's deployment, have you experienced a change in the following skills or abilities?
 a. Performing and/or supervising home/car repairs/maintenance or yard work

	Percent Responding		Percentages				Max ME
			1	2	3	4	
MEMBER COMPONENT BY PAYGRADE							
ARNG Enlisted	38	±3	47	46	4	3	±4
E1 – E4	38	±4	46	45	7	2	±7
E5 – E9	37	±3	47	47	3	3	±4
ARNG Officers	38	±3	43	51	4	3	±5
O1 – O3	41	±5	44	49	4	2	±8
O4 – O6	33	±4	40	54	3	3	±8
USAR Enlisted	25	±3	44	48	3	4	±5
E1 – E4	20	±3	39	52	4	6	±10
E5 – E9	28	±3	46	47	3	4	±6
USAR Officers	31	±3	37	56	4	3	±6
O1 – O3	27	±4	33	58	5	4	±10
O4 – O6	32	±4	37	58	3	2	±7
USNR Enlisted	32	±4	44	53	2	1	±8
E1 – E4	22	±5	44	55	NR	1	±13
E5 – E9	34	±5	44	53	3	1	±9
USNR Officers	28	±4	43	53	2	2	±8
O1 – O3	23	±5	42	47	7	4	±12
O4 – O6	31	±5	43	55	1	1	±9
USMCR Enlisted	32	±4	43	50	3	4	±7
E1 – E4	34	±5	35	57	2	7	±10
E5 – E9	30	±5	51	43	4	2	±11
USMCR Officers	28	±4	45	54	1	0	±8
O1 – O3	27	±7	49	48	3	NR	±16
O4 – O6	27	±5	42	58	0	0	±10
ANG Enlisted	28	±4	39	53	4	3	±7
E1 – E4	23	±4	37	53	4	5	±11
E5 – E9	29	±4	40	53	4	3	±7
ANG Officers	31	±4	34	61	1	4	±7
O1 – O3	33	±4	31	66	1	2	±9
O4 – O6	29	±5	35	58	2	5	±9
USAFR Enlisted	23	±3	44	50	3	3	±6
E1 – E4	13	±4	52	39	3	6	±16
E5 – E9	25	±3	43	51	3	2	±7
USAFR Officers	21	±3	27	67	2	4	±7
O1 – O3	20	±4	26	68	2	5	±12
O4 – O6	21	±3	28	66	3	3	±8

Note. Percent responding are Reserve component spouses who answered the question and whose husband/wife was activated and deployed in the past 24 months (Q13/Q14).

NR: Not reportable

27. As a result of your spouse's deployment, have you experienced a change in the following skills or abilities?

b. Time-management skills

1. Increased
4. Not applicable

2. No change

3. Decreased

	Percent Responding		Percentages				Max ME
			1	2	3	4	
MEMBER DEMOGRAPHICS							
Total DoD	31	±1	37	55	6	2	±2
ARNG	38	±2	39	53	7	1	±3
USAR	26	±2	38	53	7	3	±4
USNR	31	±3	37	57	5	1	±6
USMCR	31	±3	33	58	9	1	±6
ANG	29	±3	30	62	6	2	±6
USAFR	23	±2	34	58	5	3	±5
Enlisted	31	±2	37	54	7	2	±3
E1 – E4	30	±3	38	52	7	2	±5
E5 – E9	32	±2	37	55	6	2	±3
Officers	31	±2	34	59	6	1	±3
O1 – O3	32	±3	36	57	6	1	±5
O4 – O6	29	±2	33	62	4	1	±4
Reserve Unit	34	±2	37	55	7	2	±2
Military Technician	31	±3	36	57	6	1	±6
AGR/FTS/AR	17	±3	35	60	3	1	±7
IMA	19	±4	27	62	6	5	±12
Not Activated Past 24 Months	NA		NA	NA	NA	NA	
Activated Past 24 Months	64	±2	37	55	6	2	±2
Not Deployed Past 24 Months	NA		NA	NA	NA	NA	
Deployed Past 24 Months	99	±1	37	55	6	2	±2
SPOUSE DEMOGRAPHICS							
Male	17	±3	28	60	8	4	±8
Female	33	±2	37	55	6	2	±2
No College/Some College	32	±2	37	54	7	2	±3
4-Year Degree	32	±2	38	55	6	1	±4
Graduate/Professional Degree	29	±3	34	61	4	1	±5
Non-Hispanic White	33	±2	35	58	6	1	±3
Total Minority	28	±2	41	49	8	3	±4
Non-Hispanic Black	26	±4	41	45	9	4	±8
Hispanic	30	±4	41	50	6	2	±6
30 Years Old or Younger	33	±3	38	54	6	2	±4
31 to 40 Years Old	31	±2	40	52	7	1	±3
More Than 40 Years Old	31	±2	33	58	7	2	±3
FAMILY STATUS							
With Child(ren)	31	±2	40	52	6	1	±3
Without Child(ren)	32	±3	26	65	7	3	±4

Note. Percent responding are Reserve component spouses who answered the question and whose husband/wife was activated and deployed in the past 24 months (Q13/Q14).

NA: Not applicable

27. As a result of your spouse's deployment, have you experienced a change in the following skills or abilities?
b. Time-management skills

	Percent Responding		Percentages				Max ME
			1	2	3	4	
MEMBER COMPONENT BY PAYGRADE							
ARNG Enlisted	38	±3	39	53	7	1	±4
E1 – E4	38	±4	40	53	6	2	±7
E5 – E9	37	±3	38	53	7	1	±4
ARNG Officers	37	±3	38	53	7	1	±5
O1 – O3	40	±5	40	52	7	1	±7
O4 – O6	33	±4	38	56	4	2	±8
USAR Enlisted	25	±3	40	50	6	4	±5
E1 – E4	20	±3	37	50	9	4	±10
E5 – E9	28	±3	41	50	6	3	±6
USAR Officers	30	±3	31	61	7	1	±5
O1 – O3	27	±4	30	63	6	1	±9
O4 – O6	31	±4	31	62	7	1	±7
USNR Enlisted	32	±4	37	57	5	0	±8
E1 – E4	21	±5	43	52	5	NR	±13
E5 – E9	34	±5	36	58	5	0	±9
USNR Officers	28	±4	38	56	4	1	±8
O1 – O3	23	±5	36	51	10	2	±12
O4 – O6	30	±5	38	58	3	1	±9
USMCR Enlisted	32	±4	33	56	10	1	±7
E1 – E4	34	±5	31	58	9	2	±10
E5 – E9	30	±5	35	54	11	0	±11
USMCR Officers	28	±4	31	66	3	0	±8
O1 – O3	27	±7	29	68	3	NR	±16
O4 – O6	28	±5	31	67	2	0	±10
ANG Enlisted	28	±4	30	61	7	2	±7
E1 – E4	23	±4	37	54	9	0	±11
E5 – E9	29	±4	30	62	7	2	±7
ANG Officers	30	±4	29	68	2	1	±7
O1 – O3	33	±4	26	70	3	1	±9
O4 – O6	29	±5	31	67	2	0	±10
USAFR Enlisted	23	±3	36	55	6	3	±6
E1 – E4	13	±4	34	53	7	6	±16
E5 – E9	25	±3	36	55	6	3	±7
USAFR Officers	21	±3	30	65	3	2	±7
O1 – O3	20	±4	45	54	NR	2	±12
O4 – O6	21	±3	26	69	3	2	±8

Note. Percent responding are Reserve component spouses who answered the question and whose husband/wife was activated and deployed in the past 24 months (Q13/Q14).

NR: Not reportable

27. As a result of your spouse's deployment, have you experienced a change in the following skills or abilities?

c. Family/household management skills

1. Increased
4. Not applicable

2. No change

3. Decreased

	Percent Responding		Percentages				Max ME
			1	2	3	4	
MEMBER DEMOGRAPHICS							
Total DoD	31	±1	45	48	5	2	±2
ARNG	37	±2	49	45	5	1	±3
USAR	26	±2	45	46	6	3	±4
USNR	31	±3	42	53	3	1	±6
USMCR	31	±3	44	50	5	1	±6
ANG	29	±3	39	54	5	2	±6
USAFR	23	±2	39	54	5	2	±5
Enlisted	31	±2	46	47	5	2	±3
E1 – E4	29	±3	51	40	6	2	±5
E5 – E9	32	±2	44	49	5	2	±3
Officers	31	±2	42	53	4	1	±3
O1 – O3	32	±3	47	47	5	1	±5
O4 – O6	29	±2	38	58	3	1	±4
Reserve Unit	34	±2	46	47	5	2	±2
Military Technician	31	±3	41	53	5	1	±6
AGR/FTS/AR	18	±3	43	54	2	1	±7
IMA	19	±4	34	59	2	5	±12
Not Activated Past 24 Months	NA		NA	NA	NA	NA	
Activated Past 24 Months	64	±2	45	48	5	2	±2
Not Deployed Past 24 Months	NA		NA	NA	NA	NA	
Deployed Past 24 Months	99	±1	45	48	5	2	±2
SPOUSE DEMOGRAPHICS							
Male	17	±3	34	56	7	4	±8
Female	33	±2	46	47	5	1	±2
No College/Some College	32	±2	46	47	6	2	±3
4-Year Degree	32	±2	46	48	4	2	±4
Graduate/Professional Degree	29	±3	42	54	3	1	±5
Non-Hispanic White	33	±2	44	50	5	1	±3
Total Minority	28	±2	50	42	5	2	±4
Non-Hispanic Black	25	±4	47	41	8	4	±7
Hispanic	31	±4	53	43	2	2	±6
30 Years Old or Younger	33	±3	53	41	5	2	±4
31 to 40 Years Old	31	±2	48	46	5	1	±3
More Than 40 Years Old	31	±2	38	54	6	2	±3
FAMILY STATUS							
With Child(ren)	31	±2	49	45	6	1	±3
Without Child(ren)	32	±3	35	57	4	3	±4

Note. Percent responding are Reserve component spouses who answered the question and whose husband/wife was activated and deployed in the past 24 months (Q13/Q14).

NA: Not applicable

27. As a result of your spouse's deployment, have you experienced a change in the following skills or abilities?
c. Family/household management skills

	Percent Responding		Percentages				Max ME
			1	2	3	4	
MEMBER COMPONENT BY PAYGRADE							
ARNG Enlisted	37	±3	49	45	5	1	±4
E1 – E4	38	±4	53	40	7	1	±7
E5 – E9	37	±3	48	47	5	1	±4
ARNG Officers	38	±3	47	46	6	1	±5
O1 – O3	41	±5	52	42	4	1	±7
O4 – O6	33	±4	43	51	5	2	±8
USAR Enlisted	25	±3	48	42	6	4	±5
E1 – E4	20	±3	51	36	8	5	±10
E5 – E9	28	±3	46	44	6	4	±6
USAR Officers	31	±3	39	56	3	1	±6
O1 – O3	27	±4	43	50	5	1	±9
O4 – O6	31	±4	35	61	2	1	±7
USNR Enlisted	32	±4	43	52	3	1	±8
E1 – E4	22	±5	55	42	3	NR	±13
E5 – E9	34	±5	41	54	3	2	±9
USNR Officers	28	±4	40	56	3	1	±8
O1 – O3	23	±5	40	50	8	2	±12
O4 – O6	31	±5	40	58	1	1	±9
USMCR Enlisted	32	±4	46	47	7	1	±7
E1 – E4	34	±5	42	50	6	2	±10
E5 – E9	30	±5	50	43	7	0	±11
USMCR Officers	28	±4	40	60	1	0	±8
O1 – O3	27	±7	36	61	3	NR	±16
O4 – O6	28	±5	40	60	0	0	±10
ANG Enlisted	28	±4	39	53	6	2	±7
E1 – E4	23	±4	49	45	5	2	±11
E5 – E9	29	±4	38	54	6	2	±7
ANG Officers	30	±4	38	58	3	1	±7
O1 – O3	33	±4	41	53	4	2	±9
O4 – O6	29	±5	37	61	2	1	±10
USAFR Enlisted	23	±3	40	52	6	2	±6
E1 – E4	13	±4	37	53	3	8	±16
E5 – E9	25	±3	40	52	6	2	±7
USAFR Officers	21	±3	36	59	3	2	±7
O1 – O3	20	±4	44	53	2	2	±12
O4 – O6	21	±3	34	61	4	2	±9

Note. Percent responding are Reserve component spouses who answered the question and whose husband/wife was activated and deployed in the past 24 months (Q13/Q14).

NR: Not reportable

27. As a result of your spouse's deployment, have you experienced a change in the following skills or abilities?

d. Budgeting or financial management skills

- 1. Increased
- 4. Not applicable

2. No change

3. Decreased

	Percent Responding		Percentages				Max ME
			1	2	3	4	
MEMBER DEMOGRAPHICS							
Total DoD	31	±1	38	56	5	2	±2
ARNG	38	±2	41	52	6	1	±3
USAR	26	±2	36	56	5	3	±4
USNR	31	±3	38	57	4	1	±6
USMCR	31	±3	42	53	4	1	±6
ANG	29	±3	31	66	2	1	±5
USAFR	22	±2	29	65	4	2	±5
Enlisted	31	±2	38	55	5	2	±3
E1 – E4	30	±3	44	46	7	2	±5
E5 – E9	32	±2	36	58	4	1	±3
Officers	32	±2	34	61	3	1	±3
O1 – O3	33	±3	39	56	4	1	±5
O4 – O6	29	±2	30	67	2	1	±4
Reserve Unit	34	±2	38	56	5	2	±2
Military Technician	31	±3	38	58	3	1	±6
AGR/FTS/AR	18	±3	36	62	2	1	±7
IMA	19	±4	24	70	1	6	±12
Not Activated Past 24 Months	NA		NA	NA	NA	NA	
Activated Past 24 Months	64	±2	38	56	5	2	±2
Not Deployed Past 24 Months	NA		NA	NA	NA	NA	
Deployed Past 24 Months	99	±1	38	56	5	2	±2
SPOUSE DEMOGRAPHICS							
Male	17	±3	26	65	5	4	±8
Female	33	±2	38	56	5	1	±2
No College/Some College	32	±2	38	55	5	2	±3
4-Year Degree	32	±2	40	55	4	1	±4
Graduate/Professional Degree	29	±3	32	64	3	1	±5
Non-Hispanic White	33	±2	36	59	4	1	±2
Total Minority	28	±2	44	46	7	2	±4
Non-Hispanic Black	26	±4	43	45	8	4	±7
Hispanic	31	±4	43	48	6	2	±6
30 Years Old or Younger	33	±3	45	49	5	1	±4
31 to 40 Years Old	31	±2	38	57	4	1	±3
More Than 40 Years Old	31	±2	32	60	5	2	±3
FAMILY STATUS							
With Child(ren)	31	±2	38	55	5	1	±3
Without Child(ren)	32	±3	34	59	4	3	±4

Note. Percent responding are Reserve component spouses who answered the question and whose husband/wife was activated and deployed in the past 24 months (Q13/Q14).

NA: Not applicable

27. As a result of your spouse's deployment, have you experienced a change in the following skills or abilities?
 d. Budgeting or financial management skills

	Percent Responding		Percentages				Max ME
			1	2	3	4	
MEMBER COMPONENT BY PAYGRADE							
ARNG Enlisted	38	±3	41	52	6	1	±4
E1 – E4	38	±4	46	45	8	1	±7
E5 – E9	37	±3	39	55	5	1	±4
ARNG Officers	38	±3	41	53	4	2	±5
O1 – O3	41	±5	45	49	4	1	±8
O4 – O6	33	±4	38	57	3	2	±8
USAR Enlisted	25	±3	38	52	6	4	±5
E1 – E4	20	±3	38	49	8	5	±10
E5 – E9	28	±3	37	53	5	4	±6
USAR Officers	31	±3	31	65	3	1	±5
O1 – O3	27	±4	35	60	4	1	±10
O4 – O6	31	±4	26	72	2	1	±7
USNR Enlisted	32	±4	39	56	4	1	±8
E1 – E4	22	±5	46	49	4	1	±13
E5 – E9	34	±5	38	57	4	1	±9
USNR Officers	28	±4	34	61	4	2	±8
O1 – O3	23	±5	39	55	4	1	±12
O4 – O6	31	±5	32	63	4	2	±9
USMCR Enlisted	32	±4	46	48	4	1	±7
E1 – E4	34	±5	49	42	6	3	±10
E5 – E9	30	±5	43	54	3	0	±11
USMCR Officers	28	±4	29	70	1	0	±8
O1 – O3	26	±7	21	76	3	NR	±17
O4 – O6	28	±5	31	68	1	0	±10
ANG Enlisted	28	±4	32	66	2	1	±6
E1 – E4	23	±4	39	58	3	0	±11
E5 – E9	29	±4	31	66	2	1	±7
ANG Officers	31	±3	29	69	2	0	±7
O1 – O3	33	±4	31	64	3	1	±9
O4 – O6	30	±5	27	72	1	0	±9
USAFR Enlisted	23	±3	32	61	5	2	±6
E1 – E4	13	±4	38	51	5	6	±17
E5 – E9	25	±3	31	62	5	2	±6
USAFR Officers	21	±3	22	75	1	2	±7
O1 – O3	20	±4	23	75	NR	2	±12
O4 – O6	21	±3	22	75	1	2	±8

Note. Percent responding are Reserve component spouses who answered the question and whose husband/wife was activated and deployed in the past 24 months (Q13/Q14).

NR: Not reportable

27. As a result of your spouse's deployment, have you experienced a change in the following skills or abilities?

e. Parenting abilities

1. Increased
4. Not applicable

2. No change

3. Decreased

	Percent Responding		Percentages				Max ME
			1	2	3	4	
MEMBER DEMOGRAPHICS							
Total DoD	31	±1	33	45	5	17	±2
ARNG	38	±2	36	42	4	18	±3
USAR	26	±2	31	43	8	19	±4
USNR	31	±3	33	48	4	15	±6
USMCR	31	±3	32	38	4	26	±6
ANG	29	±3	29	53	3	15	±6
USAFR	23	±2	30	51	5	14	±5
Enlisted	31	±2	34	44	4	18	±3
E1 – E4	30	±3	37	34	4	25	±5
E5 – E9	32	±2	33	48	5	15	±3
Officers	31	±2	31	47	6	16	±3
O1 – O3	33	±3	34	36	6	23	±5
O4 – O6	29	±2	31	55	4	10	±4
Reserve Unit	34	±2	33	44	5	18	±2
Military Technician	31	±3	32	50	3	15	±6
AGR/FTS/AR	18	±3	33	52	4	11	±7
IMA	19	±4	27	51	3	20	±10
Not Activated Past 24 Months	NA		NA	NA	NA	NA	
Activated Past 24 Months	64	±2	33	45	5	17	±2
Not Deployed Past 24 Months	NA		NA	NA	NA	NA	
Deployed Past 24 Months	99	±1	33	45	5	17	±2
SPOUSE DEMOGRAPHICS							
Male	17	±3	26	48	6	20	±8
Female	33	±2	34	44	5	17	±2
No College/Some College	32	±2	35	45	5	15	±3
4-Year Degree	32	±2	32	43	5	20	±4
Graduate/Professional Degree	29	±3	30	45	5	20	±5
Non-Hispanic White	33	±2	32	46	5	17	±3
Total Minority	28	±2	37	42	4	17	±4
Non-Hispanic Black	25	±4	32	44	7	17	±7
Hispanic	31	±4	39	42	3	16	±6
30 Years Old or Younger	33	±3	36	32	2	29	±4
31 to 40 Years Old	31	±2	38	45	7	10	±3
More Than 40 Years Old	31	±2	27	53	5	15	±3
FAMILY STATUS							
With Child(ren)	31	±2	43	48	6	3	±3
Without Child(ren)	32	±3	4	35	1	61	±4

Note. Percent responding are Reserve component spouses who answered the question and whose husband/wife was activated and deployed in the past 24 months (Q13/Q14).

NA: Not applicable

27. As a result of your spouse's deployment, have you experienced a change in the following skills or abilities?
e. Parenting abilities

	Percent Responding		Percentages				Max ME
			1	2	3	4	
MEMBER COMPONENT BY PAYGRADE							
ARNG Enlisted	38	±3	37	42	4	18	±4
E1 – E4	38	±4	40	33	4	23	±7
E5 – E9	37	±3	35	46	4	15	±4
ARNG Officers	38	±3	36	39	7	18	±5
O1 – O3	41	±5	39	29	6	25	±8
O4 – O6	33	±4	38	48	4	9	±8
USAR Enlisted	25	±3	32	40	8	20	±5
E1 – E4	20	±3	34	36	6	24	±10
E5 – E9	28	±3	31	42	9	18	±6
USAR Officers	31	±3	28	49	7	16	±6
O1 – O3	27	±4	28	42	7	23	±9
O4 – O6	31	±4	27	57	5	12	±7
USNR Enlisted	32	±4	33	48	4	15	±8
E1 – E4	22	±5	30	35	4	31	±13
E5 – E9	34	±5	34	50	4	12	±9
USNR Officers	28	±4	31	50	4	15	±8
O1 – O3	23	±5	33	49	3	16	±12
O4 – O6	31	±5	30	51	4	15	±9
USMCR Enlisted	32	±4	32	35	4	29	±7
E1 – E4	34	±5	31	29	2	39	±10
E5 – E9	30	±5	34	42	7	18	±11
USMCR Officers	28	±4	32	50	3	15	±8
O1 – O3	27	±7	33	31	NR	36	±16
O4 – O6	28	±5	33	58	1	8	±10
ANG Enlisted	28	±4	29	52	3	15	±7
E1 – E4	23	±4	28	35	3	33	±11
E5 – E9	29	±4	29	54	3	14	±7
ANG Officers	31	±3	27	58	4	11	±7
O1 – O3	33	±4	28	46	7	19	±9
O4 – O6	30	±5	26	65	2	7	±10
USAFR Enlisted	23	±3	30	49	5	16	±6
E1 – E4	13	±4	29	34	9	29	±18
E5 – E9	25	±3	30	51	4	14	±6
USAFR Officers	21	±3	28	55	7	11	±7
O1 – O3	20	±4	25	45	8	22	±12
O4 – O6	21	±3	29	57	6	7	±9

Note. Percent responding are Reserve component spouses who answered the question and whose husband/wife was activated and deployed in the past 24 months (Q13/Q14).

NR: Not reportable

27. As a result of your spouse's deployment, have you experienced a change in the following skills or abilities?

f. Personal health/fitness

- 1. Increased
- 4. Not applicable

2. No change

3. Decreased

	Percent Responding		Percentages				Max ME
			1	2	3	4	
MEMBER DEMOGRAPHICS							
Total DoD	31	±1	26	47	25	2	±2
ARNG	38	±2	29	45	25	1	±3
USAR	26	±2	24	44	28	3	±4
USNR	31	±3	25	50	25	0	±6
USMCR	31	±3	30	43	26	1	±6
ANG	29	±3	19	58	22	1	±6
USAFR	23	±2	24	49	25	2	±5
Enlisted	31	±2	27	47	24	2	±3
E1 – E4	29	±3	33	43	22	2	±5
E5 – E9	32	±2	25	48	25	2	±3
Officers	31	±2	23	48	28	1	±3
O1 – O3	32	±3	27	42	29	1	±5
O4 – O6	29	±2	19	53	27	1	±4
Reserve Unit	34	±2	27	46	26	1	±2
Military Technician	31	±3	23	54	23	1	±6
AGR/FTS/AR	18	±3	19	57	21	2	±7
IMA	18	±4	19	53	23	5	±13
Not Activated Past 24 Months	NA		NA	NA	NA	NA	
Activated Past 24 Months	64	±2	26	47	25	2	±2
Not Deployed Past 24 Months	NA		NA	NA	NA	NA	
Deployed Past 24 Months	99	±1	26	47	25	2	±2
SPOUSE DEMOGRAPHICS							
Male	17	±3	16	59	22	3	±7
Female	33	±2	27	46	25	1	±2
No College/Some College	32	±2	26	48	24	2	±3
4-Year Degree	32	±2	27	45	26	2	±4
Graduate/Professional Degree	29	±3	22	49	28	1	±5
Non-Hispanic White	33	±2	25	48	25	1	±3
Total Minority	28	±2	28	44	26	2	±4
Non-Hispanic Black	26	±4	27	44	26	3	±8
Hispanic	31	±4	30	44	24	1	±6
30 Years Old or Younger	33	±3	30	44	24	2	±4
31 to 40 Years Old	31	±2	28	44	27	1	±3
More Than 40 Years Old	31	±2	22	53	24	2	±3
FAMILY STATUS							
With Child(ren)	31	±2	25	46	27	1	±3
Without Child(ren)	32	±3	28	50	20	3	±4

Note. Percent responding are Reserve component spouses who answered the question and whose husband/wife was activated and deployed in the past 24 months (Q13/Q14).

NA: Not applicable

27. As a result of your spouse's deployment, have you experienced a change in the following skills or abilities?
f. Personal health/fitness

	Percent Responding		Percentages				Max ME
			1	2	3	4	
MEMBER COMPONENT BY PAYGRADE							
ARNG Enlisted	38	±3	29	46	24	2	±4
E1 – E4	38	±4	34	43	21	1	±7
E5 – E9	37	±3	27	47	25	2	±4
ARNG Officers	38	±3	27	41	31	1	±5
O1 – O3	41	±5	31	37	31	1	±8
O4 – O6	33	±4	23	44	31	2	±8
USAR Enlisted	25	±3	25	43	28	4	±5
E1 – E4	19	±3	27	41	27	5	±10
E5 – E9	28	±3	24	44	29	3	±6
USAR Officers	31	±3	22	47	29	2	±6
O1 – O3	27	±4	23	49	26	2	±9
O4 – O6	31	±4	19	49	30	2	±7
USNR Enlisted	32	±4	25	50	25	1	±8
E1 – E4	22	±5	36	47	16	1	±13
E5 – E9	34	±5	23	50	27	0	±9
USNR Officers	28	±4	25	50	25	0	±8
O1 – O3	23	±5	31	43	25	0	±12
O4 – O6	31	±5	22	53	25	0	±9
USMCR Enlisted	32	±4	32	39	28	1	±7
E1 – E4	33	±5	35	39	24	1	±10
E5 – E9	30	±5	30	39	31	0	±11
USMCR Officers	28	±4	23	55	20	1	±8
O1 – O3	27	±7	39	41	20	NR	±16
O4 – O6	28	±5	19	63	17	1	±10
ANG Enlisted	28	±4	20	58	21	1	±7
E1 – E4	23	±4	28	51	21	1	±11
E5 – E9	29	±4	19	58	21	1	±7
ANG Officers	31	±3	16	57	26	0	±7
O1 – O3	33	±4	22	48	29	1	±9
O4 – O6	30	±5	14	62	24	0	±10
USAFR Enlisted	23	±3	26	46	26	2	±6
E1 – E4	13	±4	27	46	22	6	±16
E5 – E9	25	±3	26	46	26	2	±6
USAFR Officers	21	±3	18	59	23	1	±7
O1 – O3	20	±4	20	48	29	3	±12
O4 – O6	21	±3	17	62	21	0	±8

Note. Percent responding are Reserve component spouses who answered the question and whose husband/wife was activated and deployed in the past 24 months (Q13/Q14).

NR: Not reportable

27. As a result of your spouse's deployment, have you experienced a change in the following skills or abilities?

g. Communication skills

- 1. Increased
- 4. Not applicable

2. No change

3. Decreased

	Percent Responding		Percentages				Max ME
			1	2	3	4	
MEMBER DEMOGRAPHICS							
Total DoD	31	±1	26	60	12	2	±2
ARNG	38	±2	30	55	14	1	±3
USAR	26	±2	27	56	13	4	±4
USNR	31	±3	21	67	11	1	±6
USMCR	31	±3	25	62	13	0	±6
ANG	29	±3	16	74	8	2	±5
USAFR	23	±2	20	69	9	1	±5
Enlisted	31	±2	27	58	13	2	±3
E1 – E4	30	±3	34	49	15	2	±5
E5 – E9	32	±2	24	61	13	2	±3
Officers	31	±2	23	66	10	1	±3
O1 – O3	33	±3	26	63	10	1	±5
O4 – O6	29	±2	20	69	9	2	±4
Reserve Unit	34	±2	26	59	13	2	±2
Military Technician	31	±3	25	66	8	1	±5
AGR/FTS/AR	18	±3	24	65	8	3	±7
IMA	19	±4	13	75	6	5	±12
Not Activated Past 24 Months	NA		NA	NA	NA	NA	
Activated Past 24 Months	64	±2	26	60	12	2	±2
Not Deployed Past 24 Months	NA		NA	NA	NA	NA	
Deployed Past 24 Months	99	±1	26	60	12	2	±2
SPOUSE DEMOGRAPHICS							
Male	17	±3	15	69	13	4	±7
Female	33	±2	27	59	12	2	±2
No College/Some College	32	±2	27	57	14	2	±3
4-Year Degree	32	±2	26	63	10	2	±4
Graduate/Professional Degree	29	±3	20	68	12	1	±5
Non-Hispanic White	33	±2	24	63	11	1	±2
Total Minority	28	±2	30	51	17	2	±4
Non-Hispanic Black	26	±4	34	44	19	3	±7
Hispanic	31	±4	27	54	17	3	±6
30 Years Old or Younger	33	±3	32	51	15	1	±4
31 to 40 Years Old	31	±2	27	60	12	2	±3
More Than 40 Years Old	31	±2	20	66	11	2	±3
FAMILY STATUS							
With Child(ren)	31	±2	26	60	13	1	±3
Without Child(ren)	32	±3	25	62	11	3	±4

Note. Percent responding are Reserve component spouses who answered the question and whose husband/wife was activated and deployed in the past 24 months (Q13/Q14).

NA: Not applicable

27. As a result of your spouse's deployment, have you experienced a change in the following skills or abilities?
g. Communication skills

	Percent Responding		Percentages				Max ME
			1	2	3	4	
MEMBER COMPONENT BY PAYGRADE							
ARNG Enlisted	38	±3	30	54	15	1	±4
E1 – E4	38	±4	35	47	16	1	±7
E5 – E9	37	±3	27	57	14	1	±4
ARNG Officers	38	±3	28	58	12	2	±5
O1 – O3	41	±5	31	56	12	1	±8
O4 – O6	33	±4	26	58	13	3	±8
USAR Enlisted	25	±3	29	51	15	4	±5
E1 – E4	20	±3	37	46	11	6	±10
E5 – E9	28	±3	26	53	17	4	±6
USAR Officers	31	±3	22	68	9	2	±5
O1 – O3	27	±4	22	71	6	2	±9
O4 – O6	31	±4	20	67	10	2	±7
USNR Enlisted	32	±4	22	66	11	1	±7
E1 – E4	22	±5	30	63	7	NR	±13
E5 – E9	34	±5	20	67	12	1	±8
USNR Officers	28	±4	21	70	9	1	±7
O1 – O3	23	±5	22	67	11	0	±12
O4 – O6	31	±5	20	71	8	1	±9
USMCR Enlisted	31	±4	27	58	15	0	±8
E1 – E4	33	±5	30	57	13	0	±10
E5 – E9	30	±5	24	60	16	0	±11
USMCR Officers	28	±4	19	73	6	1	±8
O1 – O3	27	±7	23	73	3	NR	±16
O4 – O6	28	±5	17	75	6	1	±10
ANG Enlisted	28	±4	16	74	8	2	±6
E1 – E4	23	±4	23	62	15	0	±11
E5 – E9	29	±4	15	76	7	2	±6
ANG Officers	31	±3	19	74	6	1	±7
O1 – O3	33	±4	19	71	7	3	±9
O4 – O6	30	±5	19	76	6	0	±9
USAFR Enlisted	23	±3	22	66	10	2	±6
E1 – E4	13	±4	17	69	8	6	±16
E5 – E9	25	±3	23	65	11	1	±6
USAFR Officers	21	±3	14	80	5	1	±6
O1 – O3	20	±4	16	76	7	2	±12
O4 – O6	21	±3	13	81	5	1	±8

Note. Percent responding are Reserve component spouses who answered the question and whose husband/wife was activated and deployed in the past 24 months (Q13/Q14).

NR: Not reportable

27. As a result of your spouse's deployment, have you experienced a change in the following skills or abilities?

h. Other skills or abilities

- 1. Increased
- 4. Not applicable

2. No change

3. Decreased

	Percent Responding		Percentages				Max ME
			1	2	3	4	
MEMBER DEMOGRAPHICS							
Total DoD	29	±1	10	65	3	22	±2
ARNG	34	±2	13	61	3	23	±3
USAR	24	±2	8	61	3	27	±4
USNR	27	±3	10	67	2	21	±6
USMCR	29	±3	9	68	2	22	±6
ANG	27	±3	5	76	3	16	±5
USAFR	21	±2	7	74	2	17	±5
Enlisted	29	±2	11	64	3	22	±3
E1 – E4	28	±3	13	59	3	25	±5
E5 – E9	29	±2	10	66	3	21	±3
Officers	28	±2	8	67	1	23	±3
O1 – O3	29	±3	9	63	1	28	±5
O4 – O6	26	±2	7	72	2	20	±4
Reserve Unit	31	±2	10	64	3	23	±2
Military Technician	29	±3	11	71	2	16	±5
AGR/FTS/AR	16	±3	7	71	1	21	±7
IMA	17	±4	4	77	3	16	±10
Not Activated Past 24 Months	NA		NA	NA	NA	NA	
Activated Past 24 Months	58	±2	10	65	3	22	±2
Not Deployed Past 24 Months	NA		NA	NA	NA	NA	
Deployed Past 24 Months	90	±2	10	65	3	22	±2
SPOUSE DEMOGRAPHICS							
Male	16	±3	4	74	3	19	±7
Female	30	±2	11	64	3	23	±2
No College/Some College	29	±2	11	64	3	22	±3
4-Year Degree	29	±2	9	64	2	24	±4
Graduate/Professional Degree	26	±3	6	70	2	21	±5
Non-Hispanic White	30	±2	9	68	2	21	±2
Total Minority	25	±2	13	56	4	28	±4
Non-Hispanic Black	23	±4	16	55	6	23	±8
Hispanic	28	±4	10	56	3	31	±7
30 Years Old or Younger	31	±3	11	63	2	24	±4
31 to 40 Years Old	28	±2	9	65	2	23	±3
More Than 40 Years Old	28	±2	11	66	3	21	±3
FAMILY STATUS							
With Child(ren)	28	±2	10	66	3	21	±3
Without Child(ren)	30	±3	11	61	3	26	±4

Note. Percent responding are Reserve component spouses who answered the question and whose husband/wife was activated and deployed in the past 24 months (Q13/Q14).

NA: Not applicable


































27. As a result of your spouse's deployment, have you experienced a change in the following skills or abilities?
 h. Other skills or abilities

	Percent Responding		Percentages				Max ME
			1	2	3	4	
MEMBER COMPONENT BY PAYGRADE							
ARNG Enlisted	35	±3	14	60	3	23	±4
E1 – E4	36	±4	15	56	4	25	±7
E5 – E9	34	±3	13	62	3	22	±4
ARNG Officers	33	±3	9	64	1	26	±5
O1 – O3	37	±5	10	63	0	27	±8
O4 – O6	28	±4	8	63	2	27	±9
USAR Enlisted	23	±2	8	60	4	28	±6
E1 – E4	19	±3	10	62	2	26	±10
E5 – E9	24	±3	7	60	5	29	±7
USAR Officers	26	±3	9	64	1	26	±6
O1 – O3	24	±4	10	57	1	32	±10
O4 – O6	26	±3	8	71	1	20	±7
USNR Enlisted	28	±4	11	65	2	22	±8
E1 – E4	21	±5	14	57	3	26	±13
E5 – E9	30	±5	11	66	1	22	±9
USNR Officers	25	±4	9	71	2	18	±7
O1 – O3	21	±4	9	57	2	33	±12
O4 – O6	27	±5	9	75	2	14	±9
USMCR Enlisted	30	±4	9	67	2	22	±8
E1 – E4	30	±5	9	70	1	20	±10
E5 – E9	29	±5	10	64	3	24	±11
USMCR Officers	26	±4	6	73	0	22	±8
O1 – O3	25	±7	4	68	NR	29	±17
O4 – O6	26	±5	6	75	0	19	±10
ANG Enlisted	27	±4	5	77	3	15	±6
E1 – E4	22	±4	10	64	2	23	±11
E5 – E9	27	±4	4	79	3	14	±6
ANG Officers	27	±3	5	72	2	22	±7
O1 – O3	29	±4	7	68	2	23	±10
O4 – O6	27	±4	4	74	1	21	±9
USAFR Enlisted	22	±3	8	72	2	18	±6
E1 – E4	11	±4	6	80	3	11	±16
E5 – E9	24	±3	9	71	1	19	±6
USAFR Officers	20	±3	5	79	2	14	±7
O1 – O3	19	±4	6	77	2	15	±12
O4 – O6	20	±3	4	80	1	14	±8

Note. Percent responding are Reserve component spouses who answered the question and whose husband/wife was activated and deployed in the past 24 months (Q13/Q14).

NR: Not reportable

27. As a result of your spouse's deployment, have you experienced an increase in any of the following skills or abilities?
Constructed from Q27a-h.

	Percent Responding		Percentages		Percentage Reporting an Increase in Any Skill/ Ability
			Yes	Max ME	
MEMBER DEMOGRAPHICS					
Total DoD	31	±1	72	±2	
ARNG	38	±2	74	±3	
USAR	26	±2	72	±4	
USNR	31	±3	74	±6	
USMCR	31	±3	75	±6	
ANG	29	±3	67	±6	
USAFR	22	±2	67	±5	
Enlisted	31	±2	74	±2	
E1 – E4	29	±3	77	±4	
E5 – E9	32	±2	72	±3	
Officers	31	±2	68	±3	
O1 – O3	32	±3	73	±5	
O4 – O6	29	±2	64	±4	
Reserve Unit	34	±2	73	±2	
Military Technician	31	±3	68	±5	
AGR/FTS/AR	17	±3	66	±7	
IMA	18	±4	60	±10	
Not Activated Past 24 Months	NA		NA		
Activated Past 24 Months	64	±2	72	±2	
Not Deployed Past 24 Months	NA		NA		
Deployed Past 24 Months	99	±1	72	±2	
SPOUSE DEMOGRAPHICS					
Male	17	±3	55	±8	
Female	33	±2	74	±2	
No College/Some College	32	±2	72	±3	
4-Year Degree	32	±2	75	±3	
Graduate/Professional Degree	29	±3	69	±5	
Non-Hispanic White	33	±2	72	±2	
Total Minority	28	±2	75	±4	
Non-Hispanic Black	25	±4	70	±7	
Hispanic	31	±4	77	±5	
30 Years Old or Younger	33	±3	79	±4	
31 to 40 Years Old	31	±2	74	±3	
More Than 40 Years Old	31	±2	67	±3	
FAMILY STATUS					
With Child(ren)	31	±2	74	±2	
Without Child(ren)	32	±3	67	±4	

Note. Percent responding are Reserve component spouses who answered the question and whose husband/wife was activated and deployed in the past 24 months (Q13/Q14).

NA: Not applicable

27. As a result of your spouse's deployment, have you experienced an increase in any of the following skills or abilities?
Constructed from Q27a-h.

	Percent Responding		Percentages		Percentage Reporting an Increase in Any Skill/ Ability
			Yes	Max ME	
MEMBER COMPONENT BY PAYGRADE					
ARNG Enlisted	38	±3	75	±3	
E1 – E4	38	±4	77	±6	
E5 – E9	37	±3	73	±4	
ARNG Officers	38	±3	73	±5	
O1 – O3	41	±5	76	±7	
O4 – O6	33	±4	70	±8	
USAR Enlisted	24	±3	75	±5	
E1 – E4	19	±3	78	±10	
E5 – E9	27	±3	74	±6	
USAR Officers	31	±3	67	±5	
O1 – O3	27	±4	72	±10	
O4 – O6	32	±4	61	±7	
USNR Enlisted	32	±4	75	±8	
E1 – E4	22	±5	75	±13	
E5 – E9	34	±5	75	±8	
USNR Officers	28	±4	73	±7	
O1 – O3	23	±5	70	±11	
O4 – O6	31	±5	73	±9	
USMCR Enlisted	32	±4	78	±7	
E1 – E4	34	±5	80	±9	
E5 – E9	30	±5	77	±11	
USMCR Officers	28	±4	63	±8	
O1 – O3	27	±7	71	±16	
O4 – O6	28	±5	60	±10	
ANG Enlisted	28	±4	69	±7	
E1 – E4	23	±4	76	±11	
E5 – E9	29	±4	68	±7	
ANG Officers	31	±3	59	±7	
O1 – O3	33	±4	63	±9	
O4 – O6	30	±5	56	±9	
USAFR Enlisted	23	±3	70	±6	
E1 – E4	13	±4	72	±16	
E5 – E9	25	±3	70	±6	
USAFR Officers	21	±3	59	±7	
O1 – O3	20	±4	71	±12	
O4 – O6	21	±3	55	±9	

Note. Percent responding are Reserve component spouses who answered the question and whose husband/wife was activated and deployed in the past 24 months (Q13/Q14).

28. During your spouse's most recent deployment cycle (pre-deployment, deployment, post-deployment/reunion/reintegration) did you receive deployment support?

- 1. Yes, I received support pre-deployment
- 2. Yes, I received support during the deployment
- 3. Yes, I received support post-deployment
- 4. Yes, I received support at multiple points during the deployment cycle
- 5. No

	Percent Responding		Percentages					Max ME	Percent Responding Yes		
			1	2	3	4	5				
MEMBER DEMOGRAPHICS											
Total DoD	30	±1	13	9	4	29	46	±2	54.0	±2.0	
ARNG	36	±2	14	8	4	38	36	±3	64.0	±3.0	
USAR	26	±2	14	7	5	23	51	±4	49.0	±4.0	
USNR	30	±3	11	11	1	19	58	±6	42.0	±6.0	
USMCR	30	±3	17	10	0	24	49	±6	51.0	±6.0	
ANG	28	±3	12	9	5	18	56	±6	44.0	±6.0	
USAFR	22	±2	10	12	5	17	57	±5	43.0	±5.0	
Enlisted	30	±2	13	9	4	29	45	±3	55.0	±3.0	
E1 – E4	29	±3	16	8	4	30	43	±5	57.0	±5.0	
E5 – E9	31	±2	13	9	4	29	45	±3	55.0	±3.0	
Officers	31	±2	12	9	4	26	49	±3	51.0	±3.0	
O1 – O3	32	±3	11	9	5	28	47	±5	53.0	±5.0	
O4 – O6	28	±2	12	9	3	24	53	±4	47.0	±4.0	
Reserve Unit	33	±2	13	9	4	29	45	±2	55.0	±2.0	
Military Technician	30	±3	14	10	6	28	43	±6	57.0	±6.0	
AGR/FTS/AR	17	±3	13	7	5	28	47	±7	53.0	±7.0	
IMA	18	±4	8	6	0	8	78	±8	22.0	±8.0	
Not Activated Past 24 Months	NA		NA	NA	NA	NA	NA		NA		
Activated Past 24 Months	62	±2	13	9	4	29	46	±2	54.0	±2.0	
Not Deployed Past 24 Months	NA		NA	NA	NA	NA	NA		NA		
Deployed Past 24 Months	96	±1	13	9	4	29	46	±2	54.0	±2.0	
SPOUSE DEMOGRAPHICS											
Male	17	±3	9	10	4	22	54	±8	46.0	±8.0	
Female	32	±2	13	9	4	29	45	±2	55.0	±2.0	
No College/Some College	31	±2	13	9	4	29	45	±3	55.0	±3.0	
4-Year Degree	31	±2	13	8	4	29	45	±4	55.0	±4.0	
Graduate/Professional Degree	28	±3	13	8	4	26	49	±5	51.0	±5.0	
Non-Hispanic White	32	±2	12	8	4	31	45	±3	55.0	±3.0	
Total Minority	27	±2	15	10	4	24	48	±4	52.0	±4.0	
Non-Hispanic Black	25	±4	13	12	3	26	46	±8	54.0	±8.0	
Hispanic	30	±4	14	8	5	27	46	±6	54.0	±6.0	
30 Years Old or Younger	32	±3	13	7	4	33	43	±4	57.0	±4.0	
31 to 40 Years Old	30	±2	10	9	4	29	47	±3	53.0	±3.0	
More Than 40 Years Old	30	±2	15	9	4	25	47	±3	53.0	±3.0	
FAMILY STATUS											
With Child(ren)	30	±2	12	9	4	29	46	±3	54.0	±3.0	
Without Child(ren)	32	±3	15	8	4	28	45	±4	55.0	±4.0	

Note. Percent responding are Reserve component spouses who answered the question and whose husband/wife was activated and deployed in the past 24 months (Q13/Q14).

NA: Not applicable

28. During your spouse's most recent deployment cycle (pre-deployment, deployment, post-deployment/reunion/reintegration) did you receive deployment support?

	Percent Responding		Percentages					Max ME	Percent Responding Yes		
			1	2	3	4	5				
MEMBER COMPONENT BY PAYGRADE											
ARNG Enlisted	36	±3	14	8	4	38	36	±4	64.0	±4.0	
E1 – E4	37	±4	16	7	4	35	38	±7	62.0	±7.0	
E5 – E9	35	±3	13	8	4	39	36	±5	64.0	±5.0	
ARNG Officers	36	±3	13	9	5	39	35	±5	65.0	±5.0	
O1 – O3	40	±5	10	11	5	40	34	±8	66.0	±8.0	
O4 – O6	30	±4	17	7	3	40	33	±8	67.0	±8.0	
USAR Enlisted	24	±3	15	7	5	24	49	±5	51.0	±5.0	
E1 – E4	20	±3	15	7	7	20	51	±10	49.0	±10.0	
E5 – E9	27	±3	15	6	5	26	48	±6	52.0	±6.0	
USAR Officers	31	±3	12	9	4	19	56	±6	44.0	±6.0	
O1 – O3	27	±4	9	9	5	18	59	±9	41.0	±9.0	
O4 – O6	31	±4	12	10	3	18	57	±7	43.0	±7.0	
USNR Enlisted	31	±4	10	11	0	19	60	±8	40.0	±8.0	
E1 – E4	20	±5	9	13	NR	18	60	±13	40.0	±13.0	
E5 – E9	34	±5	10	11	0	19	60	±9	40.0	±9.0	
USNR Officers	28	±4	12	11	2	21	54	±8	46.0	±8.0	
O1 – O3	23	±5	10	11	3	13	64	±11	36.0	±11.0	
O4 – O6	30	±5	13	12	2	23	51	±9	49.0	±9.0	
USMCR Enlisted	31	±4	16	11	0	26	46	±8	54.0	±8.0	
E1 – E4	33	±5	19	12	0	28	40	±10	60.0	±10.0	
E5 – E9	29	±5	14	10	0	24	52	±11	48.0	±11.0	
USMCR Officers	28	±4	17	4	1	18	60	±8	40.0	±8.0	
O1 – O3	26	±7	24	7	NR	26	43	±16	57.0	±16.0	
O4 – O6	27	±5	17	3	1	16	63	±10	37.0	±10.0	
ANG Enlisted	27	±4	12	9	5	19	55	±7	45.0	±7.0	
E1 – E4	23	±4	13	9	3	20	55	±11	45.0	±11.0	
E5 – E9	28	±4	12	9	5	19	55	±7	45.0	±7.0	
ANG Officers	30	±4	11	8	3	15	62	±7	38.0	±7.0	
O1 – O3	32	±4	18	6	2	9	64	±9	36.0	±9.0	
O4 – O6	29	±5	7	9	4	19	61	±9	39.0	±9.0	
USAFR Enlisted	23	±3	11	14	5	17	53	±6	47.0	±6.0	
E1 – E4	13	±4	9	16	2	15	59	±22	41.0	±17.0	
E5 – E9	25	±3	12	14	6	17	52	±7	48.0	±7.0	
USAFR Officers	20	±3	4	7	5	17	67	±7	33.0	±7.0	
O1 – O3	20	±4	2	7	3	20	68	±12	32.0	±12.0	
O4 – O6	21	±3	5	7	5	16	67	±9	33.0	±9.0	

Note. Percent responding are Reserve component spouses who answered the question and whose husband/wife was activated and deployed in the past 24 months (Q13/Q14).

NR: Not reportable

29. How satisfied are you with the deployment support you received?

1. Very dissatisfied
4. Satisfied2. Dissatisfied
5. Very satisfied

3. Neither satisfied nor dissatisfied

	Percent Responding		Percentages					Max ME	Average Satisfaction		
			1	2	3	4	5				
MEMBER DEMOGRAPHICS											
Total DoD	16	±1	4	9	28	41	19	±3	3.6	±0.1	
ARNG	23	±2	4	8	29	40	19	±4	3.6	±0.1	
USAR	13	±2	5	10	29	37	19	±6	3.5	±0.2	
USNR	13	±3	2	15	21	44	17	±9	3.6	±0.2	
USMCR	15	±3	5	13	19	50	13	±9	3.5	±0.2	
ANG	12	±2	4	8	24	43	21	±8	3.7	±0.2	
USAFR	10	±2	2	5	29	45	20	±8	3.8	±0.2	
Enlisted	17	±1	4	9	27	40	20	±3	3.6	±0.1	
E1 – E4	17	±2	5	8	28	40	19	±6	3.6	±0.2	
E5 – E9	17	±2	4	9	26	41	20	±4	3.6	±0.1	
Officers	15	±1	2	10	31	42	15	±4	3.6	±0.1	
O1 – O3	17	±2	1	12	32	44	11	±7	3.5	±0.1	
O4 – O6	13	±2	1	8	29	44	18	±6	3.7	±0.1	
Reserve Unit	18	±1	4	9	28	40	19	±3	3.6	±0.1	
Military Technician	17	±3	3	7	29	38	23	±7	3.7	±0.2	
AGR/FTS/AR	9	±2	5	7	22	45	21	±10	3.7	±0.3	
IMA	4	±2	4	4	24	45	23	±19	3.8	±0.4	
Not Activated Past 24 Months	NA		NA	NA	NA	NA	NA		NA		
Activated Past 24 Months	34	±2	4	9	28	41	19	±3	3.6	±0.1	
Not Deployed Past 24 Months	NA		NA	NA	NA	NA	NA		NA		
Deployed Past 24 Months	52	±2	4	9	28	41	19	±3	3.6	±0.1	
SPOUSE DEMOGRAPHICS											
Male	8	±2	3	3	29	40	25	±13	3.8	±0.3	
Female	18	±1	4	9	28	41	18	±3	3.6	±0.1	
No College/Some College	17	±2	4	8	26	41	21	±4	3.7	±0.1	
4-Year Degree	17	±2	3	10	31	39	17	±5	3.6	±0.1	
Graduate/Professional Degree	14	±2	6	11	28	42	14	±7	3.5	±0.2	
Non-Hispanic White	17	±1	4	10	28	41	17	±3	3.6	±0.1	
Total Minority	14	±2	2	6	26	41	25	±6	3.8	±0.1	
Non-Hispanic Black	14	±3	2	4	25	38	31	±10	3.9	±0.2	
Hispanic	16	±3	3	7	26	39	25	±9	3.8	±0.2	
30 Years Old or Younger	18	±2	4	9	27	45	15	±5	3.6	±0.1	
31 to 40 Years Old	16	±2	5	10	30	39	16	±4	3.5	±0.1	
More Than 40 Years Old	16	±2	4	7	26	38	24	±4	3.7	±0.1	
FAMILY STATUS											
With Child(ren)	16	±1	4	9	28	41	17	±3	3.6	±0.1	
Without Child(ren)	17	±2	2	8	28	38	23	±5	3.7	±0.1	

Note. Percent responding are Reserve component spouses who answered the question, whose husband/wife was activated and deployed in the past 24 months (Q13/Q14), and who received deployment support (Q28).

NA: Not applicable

29. How satisfied are you with the deployment support you received?

	Percent Responding		Percentages					Max ME	Average Satisfaction		
			1	2	3	4	5				
MEMBER COMPONENT BY PAYGRADE											
ARNG Enlisted	23	±2	5	8	28	40	20	±5	3.6	±0.1	
E1 – E4	23	±4	5	7	28	40	21	±8	3.6	±0.2	
E5 – E9	22	±2	4	8	28	40	19	±5	3.6	±0.1	
ARNG Officers	23	±3	2	9	34	42	14	±6	3.6	±0.1	
O1 – O3	26	±4	1	11	30	48	10	±9	3.5	±0.2	
O4 – O6	21	±4	2	7	33	37	20	±11	3.7	±0.2	
USAR Enlisted	13	±2	6	10	27	36	20	±7	3.5	±0.2	
E1 – E4	10	±3	7	10	28	38	17	±14	3.5	±0.3	
E5 – E9	14	±3	6	10	27	35	22	±9	3.6	±0.2	
USAR Officers	13	±2	1	11	34	39	15	±8	3.5	±0.2	
O1 – O3	11	±3	NR	15	40	38	7	±14	3.4	±0.2	
O4 – O6	13	±3	0	7	34	44	15	±11	3.7	±0.2	
USNR Enlisted	13	±3	2	17	21	42	17	±13	3.6	±0.3	
E1 – E4	8	±4	3	17	30	36	14	±21	3.4	±0.4	
E5 – E9	14	±4	2	17	20	43	18	±15	3.6	±0.3	
USNR Officers	13	±3	1	11	22	49	17	±11	3.7	±0.2	
O1 – O3	8	±3	3	18	14	42	22	±19	3.6	±0.4	
O4 – O6	15	±4	1	10	23	50	16	±12	3.7	±0.3	
USMCR Enlisted	17	±3	5	14	16	54	11	±10	3.5	±0.2	
E1 – E4	19	±5	5	15	14	56	10	±13	3.5	±0.3	
E5 – E9	14	±4	5	14	18	51	12	±17	3.5	±0.3	
USMCR Officers	11	±3	3	8	35	31	23	±13	3.6	±0.3	
O1 – O3	15	±6	NR	NR	46	30	11	±22	3.3	±0.5	
O4 – O6	10	±4	NR	8	32	34	26	±17	3.8	±0.4	
ANG Enlisted	12	±2	4	8	23	43	22	±9	3.7	±0.2	
E1 – E4	10	±3	NR	6	40	33	21	±16	3.7	±0.3	
E5 – E9	13	±3	5	8	22	44	22	±10	3.7	±0.3	
ANG Officers	12	±3	1	10	26	42	20	±11	3.7	±0.2	
O1 – O3	12	±4	NR	10	41	21	27	±15	3.7	±0.3	
O4 – O6	11	±3	2	10	19	53	17	±14	3.7	±0.3	
USAFR Enlisted	11	±2	1	5	30	45	19	±9	3.7	±0.2	
E1 – E4	5	±3	NR	NR	NR	NR	9	±23	NR		
E5 – E9	12	±2	2	6	29	44	20	±9	3.8	±0.2	
USAFR Officers	7	±2	3	5	25	45	22	±13	3.8	±0.3	
O1 – O3	6	±3	NR	NR	17	57	21	±23	3.9	±0.4	
O4 – O6	7	±2	4	5	28	41	23	±15	3.7	±0.3	

Note. Percent responding are Reserve component spouses who answered the question, whose husband/wife was activated and deployed in the past 24 months (Q13/Q14), and who received deployment support (Q28).

NR: Not reportable

30. How helpful were the following during your spouse's most recent deployment cycle?

a. Military OneSource

1. Not at all helpful
4. Very helpful

2. Sometimes helpful
5. Extremely helpful

3. Generally helpful
6. Not applicable

	Percent Responding		Percentages						Max ME	Average Helpfulness		
			1	2	3	4	5	6				
MEMBER DEMOGRAPHICS												
Total DoD	31	±1	12	12	15	11	9	41	±2	2.9	±0.1	
ARNG	37	±2	11	14	17	14	10	34	±3	3.0	±0.1	
USAR	26	±2	13	12	15	12	11	37	±4	2.9	±0.2	
USNR	30	±3	13	10	11	8	8	50	±6	2.8	±0.3	
USMCR	31	±3	13	11	16	9	12	39	±6	2.9	±0.3	
ANG	29	±3	12	5	12	6	6	58	±6	2.7	±0.3	
USAFR	22	±2	13	8	13	7	4	55	±5	2.6	±0.2	
Enlisted	31	±2	12	11	15	12	10	39	±3	3.0	±0.1	
E1 – E4	30	±3	11	14	14	14	13	34	±5	3.1	±0.2	
E5 – E9	32	±2	12	11	16	12	9	41	±3	2.9	±0.1	
Officers	31	±2	13	12	14	8	6	47	±3	2.6	±0.1	
O1 – O3	32	±3	12	12	17	9	8	42	±5	2.8	±0.2	
O4 – O6	29	±2	14	11	11	7	4	53	±4	2.5	±0.2	
Reserve Unit	34	±2	12	12	15	11	9	40	±2	2.9	±0.1	
Military Technician	31	±3	11	11	15	10	7	46	±6	2.8	±0.2	
AGR/FTS/AR	17	±3	11	11	15	10	9	44	±7	2.9	±0.3	
IMA	18	±4	21	13	5	4	3	54	±10	2.0	±0.4	
Not Activated Past 24 Months	NA		NA	NA	NA	NA	NA	NA		NA		
Activated Past 24 Months	63	±2	12	12	15	11	9	41	±2	2.9	±0.1	
Not Deployed Past 24 Months	NA		NA	NA	NA	NA	NA	NA		NA		
Deployed Past 24 Months	98	±1	12	12	15	11	9	41	±2	2.9	±0.1	
SPOUSE DEMOGRAPHICS												
Male	17	±3	14	7	11	9	7	53	±8	2.8	±0.3	
Female	33	±2	12	12	15	11	9	40	±2	2.9	±0.1	
No College/Some College	32	±2	12	10	15	13	11	39	±3	3.0	±0.1	
4-Year Degree	32	±2	11	14	15	11	7	42	±4	2.8	±0.2	
Graduate/Professional Degree	29	±3	13	12	14	7	6	48	±5	2.6	±0.2	
Non-Hispanic White	33	±2	12	13	16	11	8	40	±3	2.8	±0.1	
Total Minority	28	±2	12	8	12	14	12	42	±4	3.1	±0.2	
Non-Hispanic Black	25	±4	14	4	12	13	16	41	±8	3.2	±0.3	
Hispanic	30	±4	11	8	12	15	13	42	±6	3.2	±0.2	
30 Years Old or Younger	33	±3	10	13	16	10	11	40	±4	3.0	±0.2	
31 to 40 Years Old	31	±2	12	13	16	13	10	37	±3	2.9	±0.1	
More Than 40 Years Old	30	±2	13	10	14	11	7	44	±3	2.8	±0.2	
FAMILY STATUS												
With Child(ren)	31	±2	12	12	15	12	10	39	±3	2.9	±0.1	
Without Child(ren)	32	±3	11	11	15	10	7	47	±4	2.8	±0.2	

Note. Percent responding are Reserve component spouses who answered the question and whose husband/wife was activated and deployed in the past 24 months (Q13/Q14). Average Helpfulness does not include those who indicated the item was "Not applicable."

NA: Not applicable

30. How helpful were the following during your spouse's most recent deployment cycle?

a. Military OneSource

	Percent Responding		Percentages						Max ME	Average Helpfulness		
			1	2	3	4	5	6				
MEMBER COMPONENT BY PAYGRADE												
ARNG Enlisted	37	±3	10	14	17	14	11	33	±4	3.0	±0.2	
E1 – E4	38	±4	11	15	15	16	13	29	±6	3.1	±0.2	
E5 – E9	37	±3	10	14	18	13	10	35	±4	3.0	±0.2	
ARNG Officers	37	±3	13	13	18	12	7	38	±5	2.8	±0.2	
O1 – O3	40	±5	12	13	20	12	9	35	±8	2.9	±0.3	
O4 – O6	33	±4	14	15	15	11	3	42	±8	2.5	±0.3	
USAR Enlisted	25	±3	13	12	15	14	13	34	±5	3.0	±0.2	
E1 – E4	20	±3	11	13	14	11	18	34	±10	3.2	±0.4	
E5 – E9	27	±3	13	11	15	15	11	35	±6	3.0	±0.2	
USAR Officers	31	±3	15	13	14	7	6	45	±6	2.6	±0.2	
O1 – O3	27	±4	12	16	15	6	9	42	±10	2.7	±0.3	
O4 – O6	31	±4	18	11	12	6	4	49	±7	2.4	±0.3	
USNR Enlisted	31	±4	14	9	11	9	10	48	±8	2.8	±0.3	
E1 – E4	22	±5	12	8	12	5	6	58	±13	2.7	±0.5	
E5 – E9	34	±5	14	9	11	9	10	46	±9	2.9	±0.4	
USNR Officers	28	±4	11	12	10	6	4	58	±8	2.5	±0.3	
O1 – O3	22	±4	15	10	10	10	3	52	±12	2.5	±0.5	
O4 – O6	30	±5	10	12	10	5	4	59	±9	2.5	±0.4	
USMCR Enlisted	32	±4	11	12	16	10	15	36	±7	3.1	±0.3	
E1 – E4	34	±5	11	12	10	10	14	42	±10	3.1	±0.4	
E5 – E9	30	±5	12	12	22	10	16	29	±11	3.1	±0.4	
USMCR Officers	28	±4	17	9	14	5	3	51	±8	2.3	±0.3	
O1 – O3	27	±7	13	16	13	NR	3	54	±16	2.2	±0.6	
O4 – O6	28	±5	19	7	15	6	2	51	±10	2.3	±0.4	
ANG Enlisted	28	±4	12	5	12	7	7	56	±7	2.8	±0.3	
E1 – E4	23	±4	14	8	13	7	7	51	±11	2.7	±0.5	
E5 – E9	29	±4	12	5	12	7	7	57	±7	2.8	±0.3	
ANG Officers	30	±3	12	8	9	6	3	63	±7	2.5	±0.3	
O1 – O3	32	±4	14	8	11	6	4	58	±10	2.5	±0.4	
O4 – O6	29	±5	11	8	8	6	3	65	±9	2.5	±0.4	
USAFR Enlisted	23	±3	12	8	15	8	4	53	±6	2.6	±0.2	
E1 – E4	13	±4	10	7	3	10	7	64	±21	2.9	±0.8	
E5 – E9	25	±3	12	8	16	8	3	52	±6	2.6	±0.2	
USAFR Officers	21	±3	16	7	8	4	5	61	±7	2.4	±0.4	
O1 – O3	20	±4	15	3	9	7	3	63	±12	2.5	±0.6	
O4 – O6	21	±3	16	8	7	3	6	60	±9	2.4	±0.4	

Note. Percent responding are Reserve component spouses who answered the question and whose husband/wife was activated and deployed in the past 24 months (Q13/Q14). Average Helpfulness does not include those who indicated the item was "Not applicable."

NR: Not reportable

30. How helpful were the following during your spouse's most recent deployment cycle?

b. Family Readiness/Support Group

1. Not at all helpful
4. Very helpful

2. Sometimes helpful
5. Extremely helpful

3. Generally helpful
6. Not applicable

	Percent Responding		Percentages						Max ME	Average Helpfulness		
			1	2	3	4	5	6				
MEMBER DEMOGRAPHICS												
Total DoD	31	±1	24	14	13	11	9	29	±2	2.5	±0.1	
ARNG	37	±2	24	17	17	14	11	18	±3	2.6	±0.1	
USAR	26	±2	34	12	10	8	6	30	±4	2.2	±0.2	
USNR	30	±3	21	7	7	7	4	54	±6	2.3	±0.3	
USMCR	31	±3	23	19	11	11	11	25	±6	2.6	±0.2	
ANG	28	±3	17	11	11	8	10	44	±6	2.7	±0.3	
USAFR	22	±2	17	10	12	7	5	49	±5	2.4	±0.2	
Enlisted	31	±2	24	14	14	11	10	28	±3	2.6	±0.1	
E1 – E4	30	±3	23	14	13	13	10	26	±5	2.6	±0.2	
E5 – E9	32	±2	24	14	14	10	9	29	±3	2.5	±0.1	
Officers	31	±2	24	14	12	9	6	34	±3	2.3	±0.1	
O1 – O3	32	±3	25	16	13	11	6	30	±5	2.4	±0.2	
O4 – O6	29	±2	23	13	11	7	5	41	±4	2.3	±0.2	
Reserve Unit	34	±2	24	14	13	11	9	29	±2	2.5	±0.1	
Military Technician	31	±3	18	14	13	11	12	32	±6	2.8	±0.2	
AGR/FTS/AR	17	±3	27	14	15	8	9	27	±7	2.4	±0.2	
IMA	18	±4	29	7	5	4	2	53	±11	1.7	±0.3	
Not Activated Past 24 Months	NA		NA	NA	NA	NA	NA	NA		NA		
Activated Past 24 Months	63	±2	24	14	13	11	9	29	±2	2.5	±0.1	
Not Deployed Past 24 Months	NA		NA	NA	NA	NA	NA	NA		NA		
Deployed Past 24 Months	98	±1	24	14	13	11	9	29	±2	2.5	±0.1	
SPOUSE DEMOGRAPHICS												
Male	17	±3	20	12	13	8	5	41	±8	2.4	±0.3	
Female	33	±2	24	14	13	11	9	29	±2	2.5	±0.1	
No College/Some College	32	±2	23	13	14	12	11	27	±3	2.6	±0.1	
4-Year Degree	31	±2	25	15	13	10	6	31	±4	2.4	±0.1	
Graduate/Professional Degree	29	±3	25	16	12	8	6	34	±5	2.3	±0.2	
Non-Hispanic White	32	±2	26	15	13	10	8	28	±2	2.4	±0.1	
Total Minority	27	±2	18	11	14	14	11	33	±4	2.8	±0.2	
Non-Hispanic Black	24	±4	17	9	16	14	12	32	±7	2.9	±0.3	
Hispanic	31	±4	19	8	15	14	13	31	±6	2.9	±0.2	
30 Years Old or Younger	33	±3	24	15	13	11	10	27	±4	2.6	±0.2	
31 to 40 Years Old	30	±2	25	15	13	10	8	29	±3	2.4	±0.1	
More Than 40 Years Old	30	±2	23	13	13	11	8	32	±3	2.5	±0.1	
FAMILY STATUS												
With Child(ren)	31	±2	25	13	14	11	9	29	±3	2.5	±0.1	
Without Child(ren)	32	±3	22	15	13	11	8	31	±4	2.5	±0.2	

Note. Percent responding are Reserve component spouses who answered the question and whose husband/wife was activated and deployed in the past 24 months (Q13/Q14). Average Helpfulness does not include those who indicated the item was "Not applicable."

NA: Not applicable

30. How helpful were the following during your spouse's most recent deployment cycle?

b. Family Readiness/Support Group

	Percent Responding		Percentages						Max ME	Average Helpfulness		
			1	2	3	4	5	6				
MEMBER COMPONENT BY PAYGRADE												
ARNG Enlisted	37	±3	24	16	17	14	11	18	±3	2.7	±0.1	
E1 – E4	39	±4	22	15	15	16	12	21	±6	2.8	±0.2	
E5 – E9	37	±3	25	17	18	13	11	16	±4	2.6	±0.2	
ARNG Officers	37	±3	24	20	14	14	7	20	±5	2.5	±0.2	
O1 – O3	40	±5	24	21	13	15	8	19	±7	2.5	±0.3	
O4 – O6	33	±4	24	20	15	12	6	22	±8	2.4	±0.2	
USAR Enlisted	25	±3	35	13	9	9	7	27	±5	2.2	±0.2	
E1 – E4	20	±3	34	14	9	9	5	29	±10	2.1	±0.3	
E5 – E9	28	±3	36	13	9	9	8	26	±6	2.2	±0.2	
USAR Officers	30	±3	30	10	12	6	4	38	±6	2.1	±0.2	
O1 – O3	27	±4	33	9	16	4	4	34	±10	2.1	±0.3	
O4 – O6	31	±4	28	10	9	7	4	42	±7	2.1	±0.3	
USNR Enlisted	31	±4	21	6	7	7	4	54	±8	2.3	±0.4	
E1 – E4	22	±5	19	7	13	1	3	57	±13	2.1	±0.5	
E5 – E9	33	±5	21	6	6	8	5	54	±9	2.3	±0.4	
USNR Officers	27	±4	21	9	8	5	4	52	±8	2.2	±0.3	
O1 – O3	22	±4	23	7	8	9	1	52	±12	2.1	±0.5	
O4 – O6	30	±5	21	10	9	4	5	52	±9	2.2	±0.4	
USMCR Enlisted	32	±4	22	20	11	12	14	21	±7	2.7	±0.3	
E1 – E4	34	±5	22	21	10	10	12	25	±9	2.6	±0.4	
E5 – E9	30	±5	22	19	13	14	15	17	±11	2.8	±0.4	
USMCR Officers	28	±4	27	15	11	6	3	39	±8	2.1	±0.3	
O1 – O3	27	±7	13	29	10	9	3	35	±16	2.4	±0.5	
O4 – O6	27	±5	28	12	9	5	3	42	±10	2.0	±0.4	
ANG Enlisted	28	±4	17	10	11	8	10	44	±7	2.7	±0.3	
E1 – E4	23	±4	17	10	13	7	9	44	±11	2.7	±0.5	
E5 – E9	29	±4	17	10	11	8	10	44	±7	2.7	±0.3	
ANG Officers	30	±3	17	14	11	6	6	45	±7	2.5	±0.3	
O1 – O3	32	±4	17	15	10	7	4	47	±9	2.4	±0.4	
O4 – O6	28	±4	18	14	12	6	8	43	±10	2.5	±0.4	
USAFR Enlisted	23	±3	16	10	13	8	5	48	±6	2.5	±0.2	
E1 – E4	13	±4	11	13	4	13	4	54	±20	2.7	±0.7	
E5 – E9	25	±3	17	10	14	7	5	48	±7	2.5	±0.3	
USAFR Officers	21	±3	21	9	10	4	4	52	±7	2.2	±0.3	
O1 – O3	20	±4	20	11	5	7	5	53	±12	2.2	±0.5	
O4 – O6	21	±3	21	8	12	3	4	52	±9	2.2	±0.3	

Note. Percent responding are Reserve component spouses who answered the question and whose husband/wife was activated and deployed in the past 24 months (Q13/Q14). Average Helpfulness does not include those who indicated the item was "Not applicable."

30. How helpful were the following during your spouse's most recent deployment cycle?

c. Unit commander

1. Not at all helpful
4. Very helpful

2. Sometimes helpful
5. Extremely helpful

3. Generally helpful
6. Not applicable

	Percent Responding		Percentages						Max ME	Average Helpfulness		
			1	2	3	4	5	6				
MEMBER DEMOGRAPHICS												
Total DoD	31	±1	30	10	9	5	4	41	±2	2.0	±0.1	
ARNG	37	±2	30	12	10	5	4	39	±3	2.1	±0.1	
USAR	26	±2	41	8	7	3	4	38	±4	1.7	±0.2	
USNR	30	±3	27	8	10	5	3	46	±6	2.1	±0.3	
USMCR	31	±3	33	12	7	9	4	36	±6	2.0	±0.2	
ANG	29	±3	24	6	10	4	6	51	±6	2.2	±0.3	
USAFR	22	±2	22	9	11	6	4	48	±5	2.2	±0.2	
Enlisted	31	±2	31	10	10	5	4	41	±3	2.0	±0.1	
E1 – E4	30	±3	29	10	8	5	4	43	±5	2.0	±0.2	
E5 – E9	32	±2	31	10	10	4	4	40	±3	2.0	±0.1	
Officers	31	±2	29	9	9	5	4	43	±3	2.1	±0.1	
O1 – O3	32	±3	30	11	9	6	4	40	±5	2.1	±0.2	
O4 – O6	29	±2	28	7	8	5	6	47	±4	2.1	±0.2	
Reserve Unit	34	±2	30	10	9	5	5	42	±2	2.0	±0.1	
Military Technician	31	±3	27	8	10	4	6	45	±6	2.1	±0.2	
AGR/FTS/AR	17	±3	29	11	13	7	3	37	±7	2.1	±0.2	
IMA	18	±4	33	6	5	1	1	54	±11	1.5	±0.3	
Not Activated Past 24 Months	NA		NA	NA	NA	NA	NA	NA		NA		
Activated Past 24 Months	63	±2	30	10	9	5	4	41	±2	2.0	±0.1	
Not Deployed Past 24 Months	NA		NA	NA	NA	NA	NA	NA		NA		
Deployed Past 24 Months	98	±1	30	10	9	5	4	41	±2	2.0	±0.1	
SPOUSE DEMOGRAPHICS												
Male	17	±3	31	9	8	5	4	43	±8	1.9	±0.3	
Female	33	±2	30	10	10	5	4	41	±2	2.0	±0.1	
No College/Some College	32	±2	30	9	10	5	5	41	±3	2.1	±0.1	
4-Year Degree	31	±2	30	11	9	4	3	42	±4	1.9	±0.1	
Graduate/Professional Degree	29	±3	34	9	7	4	3	43	±5	1.8	±0.2	
Non-Hispanic White	33	±2	31	10	9	5	4	41	±3	2.0	±0.1	
Total Minority	28	±2	28	9	11	5	6	42	±4	2.2	±0.2	
Non-Hispanic Black	24	±4	28	8	11	5	9	40	±7	2.3	±0.3	
Hispanic	31	±4	27	8	11	5	6	43	±7	2.2	±0.3	
30 Years Old or Younger	33	±3	29	12	9	5	5	40	±4	2.0	±0.2	
31 to 40 Years Old	31	±2	32	9	10	4	5	40	±4	2.0	±0.2	
More Than 40 Years Old	30	±2	30	8	9	5	4	44	±3	2.0	±0.1	
FAMILY STATUS												
With Child(ren)	31	±2	32	9	9	5	4	41	±3	2.0	±0.1	
Without Child(ren)	32	±3	28	11	10	4	4	43	±4	2.0	±0.2	

Note. Percent responding are Reserve component spouses who answered the question and whose husband/wife was activated and deployed in the past 24 months (Q13/Q14). Average Helpfulness does not include those who indicated the item was "Not applicable."

NA: Not applicable

30. How helpful were the following during your spouse's most recent deployment cycle?

c. Unit commander

	Percent Responding		Percentages						Max ME	Average Helpfulness		
			1	2	3	4	5	6				
MEMBER COMPONENT BY PAYGRADE												
ARNG Enlisted	37	±3	30	12	10	5	4	40	±4	2.0	±0.1	
E1 – E4	38	±4	28	10	10	5	4	44	±7	2.1	±0.2	
E5 – E9	37	±3	30	13	10	5	4	37	±4	2.0	±0.2	
ARNG Officers	37	±3	30	11	10	7	5	36	±5	2.1	±0.2	
O1 – O3	41	±5	29	15	11	8	6	32	±7	2.2	±0.3	
O4 – O6	32	±4	30	7	8	7	6	42	±8	2.2	±0.4	
USAR Enlisted	25	±3	44	9	7	3	4	34	±5	1.7	±0.2	
E1 – E4	20	±3	38	11	4	4	4	38	±10	1.8	±0.4	
E5 – E9	27	±3	46	8	8	2	4	32	±6	1.7	±0.2	
USAR Officers	31	±3	34	6	7	4	4	46	±6	1.8	±0.2	
O1 – O3	27	±4	37	7	6	4	2	44	±10	1.7	±0.3	
O4 – O6	31	±4	30	6	5	4	5	50	±7	2.0	±0.3	
USNR Enlisted	31	±4	28	8	11	6	4	44	±8	2.1	±0.3	
E1 – E4	21	±5	22	6	6	1	4	60	±13	2.0	±0.6	
E5 – E9	34	±5	29	8	12	7	3	42	±9	2.1	±0.3	
USNR Officers	28	±4	25	9	9	4	3	50	±8	2.0	±0.3	
O1 – O3	22	±5	31	6	8	3	1	51	±11	1.7	±0.4	
O4 – O6	30	±5	24	10	9	4	4	50	±9	2.1	±0.4	
USMCR Enlisted	32	±4	34	13	6	10	4	33	±7	2.0	±0.3	
E1 – E4	34	±5	28	16	5	8	5	39	±10	2.1	±0.4	
E5 – E9	30	±5	40	11	7	12	2	27	±11	2.0	±0.4	
USMCR Officers	28	±4	28	8	9	3	5	47	±8	2.1	±0.3	
O1 – O3	27	±7	29	6	16	NR	3	45	±16	1.9	±0.5	
O4 – O6	27	±5	26	6	8	4	7	49	±10	2.2	±0.4	
ANG Enlisted	28	±4	24	6	9	4	6	51	±7	2.2	±0.3	
E1 – E4	23	±4	28	5	7	6	4	50	±11	2.1	±0.5	
E5 – E9	29	±4	24	6	10	3	6	51	±7	2.2	±0.3	
ANG Officers	30	±3	24	7	10	6	6	48	±7	2.3	±0.3	
O1 – O3	32	±4	19	9	7	7	3	56	±9	2.2	±0.4	
O4 – O6	29	±4	26	5	12	5	8	44	±10	2.3	±0.4	
USAFR Enlisted	23	±3	21	9	12	6	4	48	±6	2.3	±0.3	
E1 – E4	13	±4	16	21	15	5	2	41	±21	2.2	±0.5	
E5 – E9	25	±3	22	8	12	7	4	48	±7	2.3	±0.3	
USAFR Officers	21	±3	25	10	7	5	4	48	±7	2.1	±0.3	
O1 – O3	20	±4	23	9	13	2	NR	53	±12	1.8	±0.4	
O4 – O6	21	±3	26	10	6	6	6	47	±9	2.2	±0.4	

Note. Percent responding are Reserve component spouses who answered the question and whose husband/wife was activated and deployed in the past 24 months (Q13/Q14). Average Helpfulness does not include those who indicated the item was "Not applicable."

NR: Not reportable

30. How helpful were the following during your spouse's most recent deployment cycle?

d. Other unit leadership

- 1. Not at all helpful
- 4. Very helpful

- 2. Sometimes helpful
- 5. Extremely helpful

- 3. Generally helpful
- 6. Not applicable

	Percent Responding		Percentages						Max ME	Average Helpfulness		
			1	2	3	4	5	6				
MEMBER DEMOGRAPHICS												
Total DoD	31	±1	29	9	10	6	4	42	±2	2.1	±0.1	
ARNG	37	±2	28	11	11	6	3	40	±3	2.1	±0.1	
USAR	26	±2	39	8	9	4	3	38	±4	1.8	±0.2	
USNR	28	±3	29	7	10	3	2	49	±6	1.9	±0.2	
USMCR	30	±3	33	11	6	7	4	40	±6	2.0	±0.2	
ANG	28	±3	20	7	12	7	5	49	±6	2.4	±0.2	
USAFR	22	±2	22	9	12	8	5	44	±5	2.4	±0.2	
Enlisted	31	±2	29	9	10	6	4	42	±3	2.1	±0.1	
E1 – E4	29	±3	28	10	10	6	4	43	±5	2.1	±0.2	
E5 – E9	31	±2	30	9	11	6	4	41	±3	2.1	±0.1	
Officers	31	±2	28	10	11	6	2	43	±3	2.0	±0.1	
O1 – O3	32	±3	29	10	12	7	2	41	±5	2.0	±0.2	
O4 – O6	28	±2	26	9	9	6	4	46	±4	2.1	±0.2	
Reserve Unit	33	±2	29	9	10	6	4	42	±2	2.1	±0.1	
Military Technician	30	±3	25	8	12	6	6	43	±6	2.3	±0.2	
AGR/FTS/AR	17	±3	26	10	14	8	3	39	±7	2.2	±0.2	
IMA	18	±4	33	4	4	1	1	56	±11	1.4	±0.2	
Not Activated Past 24 Months	NA		NA	NA	NA	NA	NA	NA		NA		
Activated Past 24 Months	62	±2	29	9	10	6	4	42	±2	2.1	±0.1	
Not Deployed Past 24 Months	NA		NA	NA	NA	NA	NA	NA		NA		
Deployed Past 24 Months	96	±1	29	9	10	6	4	42	±2	2.1	±0.1	
SPOUSE DEMOGRAPHICS												
Male	16	±3	33	9	9	4	3	41	±8	1.9	±0.3	
Female	33	±2	29	9	11	6	4	42	±2	2.1	±0.1	
No College/Some College	31	±2	28	9	11	6	4	42	±3	2.1	±0.1	
4-Year Degree	31	±2	29	9	10	6	3	43	±4	2.0	±0.2	
Graduate/Professional Degree	28	±3	33	11	7	6	2	41	±5	1.9	±0.2	
Non-Hispanic White	32	±2	29	10	11	6	4	41	±3	2.1	±0.1	
Total Minority	27	±2	27	7	10	6	4	45	±4	2.1	±0.2	
Non-Hispanic Black	25	±4	27	4	11	6	6	45	±8	2.3	±0.3	
Hispanic	30	±4	27	7	10	6	3	47	±7	2.1	±0.2	
30 Years Old or Younger	32	±3	27	10	10	5	4	43	±4	2.1	±0.2	
31 to 40 Years Old	30	±2	31	10	11	6	3	40	±4	2.0	±0.1	
More Than 40 Years Old	30	±2	28	8	10	7	3	43	±3	2.1	±0.1	
FAMILY STATUS												
With Child(ren)	30	±2	31	9	10	6	4	41	±3	2.0	±0.1	
Without Child(ren)	32	±3	25	9	13	7	3	44	±4	2.2	±0.2	

Note. Percent responding are Reserve component spouses who answered the question and whose husband/wife was activated and deployed in the past 24 months (Q13/Q14). Average Helpfulness does not include those who indicated the item was "Not applicable."

NA: Not applicable

30. How helpful were the following during your spouse's most recent deployment cycle?

d. Other unit leadership

	Percent Responding		Percentages						Max ME	Average Helpfulness		
			1	2	3	4	5	6				
MEMBER COMPONENT BY PAYGRADE												
ARNG Enlisted	37	±3	28	11	11	6	4	40	±4	2.1	±0.1	
E1 – E4	38	±4	26	11	12	6	4	42	±7	2.2	±0.2	
E5 – E9	36	±3	30	11	10	6	4	39	±4	2.1	±0.2	
ARNG Officers	37	±3	29	11	12	7	2	39	±5	2.1	±0.2	
O1 – O3	41	±5	27	12	13	9	2	38	±8	2.1	±0.3	
O4 – O6	32	±4	28	11	11	5	4	41	±8	2.1	±0.3	
USAR Enlisted	24	±3	41	8	9	4	3	35	±5	1.8	±0.2	
E1 – E4	19	±3	37	8	5	5	5	41	±10	1.9	±0.4	
E5 – E9	27	±3	42	8	10	4	3	33	±6	1.7	±0.2	
USAR Officers	30	±3	35	7	8	3	2	45	±6	1.7	±0.2	
O1 – O3	27	±4	38	7	10	1	1	43	±10	1.6	±0.2	
O4 – O6	31	±4	31	7	5	4	3	50	±7	1.8	±0.3	
USNR Enlisted	29	±4	31	6	9	3	3	48	±8	1.9	±0.3	
E1 – E4	20	±5	23	2	6	4	7	58	±13	2.3	±0.7	
E5 – E9	31	±5	32	6	10	3	2	47	±9	1.8	±0.3	
USNR Officers	27	±4	23	10	11	3	1	51	±8	2.0	±0.3	
O1 – O3	21	±4	31	4	11	6	NR	48	±12	1.8	±0.4	
O4 – O6	29	±5	21	12	11	2	1	52	±9	2.0	±0.3	
USMCR Enlisted	31	±4	33	11	6	8	4	39	±7	2.0	±0.3	
E1 – E4	34	±5	29	13	7	8	4	39	±10	2.1	±0.4	
E5 – E9	29	±5	37	10	4	7	3	38	±11	1.9	±0.4	
USMCR Officers	27	±4	31	8	6	4	4	46	±8	1.9	±0.3	
O1 – O3	25	±7	38	14	4	NR	NR	45	±17	1.4	±0.3	
O4 – O6	27	±5	29	6	8	5	6	46	±10	2.1	±0.4	
ANG Enlisted	28	±4	21	6	11	7	6	50	±7	2.4	±0.3	
E1 – E4	22	±4	31	6	6	3	4	50	±11	1.9	±0.4	
E5 – E9	29	±4	20	6	12	7	6	50	±7	2.5	±0.3	
ANG Officers	30	±3	18	11	12	9	4	45	±7	2.5	±0.3	
O1 – O3	32	±4	18	10	10	8	4	50	±9	2.4	±0.4	
O4 – O6	29	±5	18	12	13	10	5	42	±10	2.5	±0.3	
USAFR Enlisted	22	±3	21	10	12	8	6	43	±6	2.4	±0.3	
E1 – E4	12	±4	17	19	11	15	NR	39	±20	2.4	±0.6	
E5 – E9	24	±3	21	9	12	7	6	44	±7	2.4	±0.3	
USAFR Officers	20	±3	26	5	10	8	3	47	±7	2.2	±0.3	
O1 – O3	20	±4	20	11	18	6	2	43	±12	2.3	±0.4	
O4 – O6	21	±3	28	4	8	8	4	48	±9	2.1	±0.4	

Note. Percent responding are Reserve component spouses who answered the question and whose husband/wife was activated and deployed in the past 24 months (Q13/Q14). Average Helpfulness does not include those who indicated the item was "Not applicable."

NR: Not reportable

30. How helpful were the following during your spouse's most recent deployment cycle?

e. My spouse

- 1. Not at all helpful
- 4. Very helpful

- 2. Sometimes helpful
- 5. Extremely helpful

- 3. Generally helpful
- 6. Not applicable






































	Percent Responding		Percentages						Max ME	Average Helpfulness		
			1	2	3	4	5	6				
MEMBER DEMOGRAPHICS												
Total DoD	31	±1	5	13	21	24	34	5	±2	3.7	±0.1	
ARNG	38	±2	6	13	21	23	33	4	±3	3.7	±0.1	
USAR	26	±2	5	14	19	22	36	5	±4	3.7	±0.1	
USNR	30	±3	4	12	18	27	36	3	±6	3.8	±0.2	
USMCR	31	±3	3	16	22	25	30	4	±6	3.7	±0.2	
ANG	29	±3	3	12	22	25	32	6	±5	3.8	±0.2	
USAFR	22	±2	3	10	23	25	32	8	±5	3.8	±0.2	
Enlisted	31	±2	5	13	21	23	34	5	±3	3.7	±0.1	
E1 – E4	30	±3	6	16	20	21	34	4	±5	3.6	±0.2	
E5 – E9	32	±2	5	12	22	23	33	5	±3	3.7	±0.1	
Officers	31	±2	4	12	19	27	33	4	±3	3.8	±0.1	
O1 – O3	32	±3	5	12	21	27	32	3	±5	3.7	±0.2	
O4 – O6	29	±2	4	12	18	27	34	5	±4	3.8	±0.1	
Reserve Unit	34	±2	5	13	20	23	34	4	±2	3.7	±0.1	
Military Technician	31	±3	3	12	20	24	35	6	±6	3.8	±0.2	
AGR/FTS/AR	17	±3	4	12	26	23	31	5	±8	3.7	±0.2	
IMA	18	±4	3	15	20	33	24	6	±10	3.6	±0.3	
Not Activated Past 24 Months	NA		NA	NA	NA	NA	NA	NA		NA		
Activated Past 24 Months	64	±2	5	13	21	24	34	5	±2	3.7	±0.1	
Not Deployed Past 24 Months	NA		NA	NA	NA	NA	NA	NA		NA		
Deployed Past 24 Months	99	±1	5	13	21	24	34	5	±2	3.7	±0.1	
SPOUSE DEMOGRAPHICS												
Male	17	±3	6	10	21	19	31	12	±8	3.7	±0.2	
Female	33	±2	5	13	21	24	34	4	±2	3.7	±0.1	
No College/Some College	32	±2	6	13	20	21	35	5	±3	3.7	±0.1	
4-Year Degree	32	±2	4	12	21	27	32	4	±4	3.7	±0.1	
Graduate/Professional Degree	29	±3	4	14	21	25	32	3	±5	3.7	±0.2	
Non-Hispanic White	33	±2	4	12	22	25	34	4	±2	3.7	±0.1	
Total Minority	28	±2	7	16	18	21	32	6	±4	3.6	±0.2	
Non-Hispanic Black	25	±4	6	16	17	17	35	9	±7	3.6	±0.2	
Hispanic	31	±4	6	17	19	22	31	5	±6	3.6	±0.2	
30 Years Old or Younger	33	±3	3	12	20	24	38	3	±4	3.8	±0.1	
31 to 40 Years Old	31	±2	4	16	22	24	29	3	±3	3.6	±0.1	
More Than 40 Years Old	31	±2	6	10	20	23	34	7	±3	3.7	±0.1	
FAMILY STATUS												
With Child(ren)	31	±2	5	14	22	23	32	4	±3	3.7	±0.1	
Without Child(ren)	32	±3	4	9	19	25	37	6	±4	3.9	±0.1	

Note. Percent responding are Reserve component spouses who answered the question and whose husband/wife was activated and deployed in the past 24 months (Q13/Q14). Average Helpfulness does not include those who indicated the item was "Not applicable."

NA: Not applicable

30. How helpful were the following during your spouse's most recent deployment cycle?

e. My spouse

	Percent Responding		Percentages						Max ME	Average Helpfulness		
			1	2	3	4	5	6				
MEMBER COMPONENT BY PAYGRADE												
ARNG Enlisted	38	±3	6	14	21	22	33	4	±4	3.7	±0.1	
E1 – E4	39	±4	6	17	21	21	33	3	±7	3.6	±0.2	
E5 – E9	37	±3	6	12	22	22	33	5	±4	3.7	±0.1	
ARNG Officers	37	±3	6	12	19	28	32	2	±5	3.7	±0.2	
O1 – O3	41	±5	4	12	22	29	31	1	±7	3.7	±0.2	
O4 – O6	32	±4	8	8	16	26	37	4	±8	3.8	±0.2	
USAR Enlisted	25	±3	6	14	19	21	36	5	±5	3.7	±0.2	
E1 – E4	20	±3	9	11	16	23	36	4	±10	3.7	±0.3	
E5 – E9	27	±3	4	15	20	20	36	5	±6	3.7	±0.2	
USAR Officers	31	±3	4	13	18	23	37	5	±6	3.8	±0.2	
O1 – O3	27	±4	7	10	18	27	35	4	±10	3.8	±0.3	
O4 – O6	31	±4	3	16	18	22	35	6	±7	3.7	±0.2	
USNR Enlisted	32	±4	5	13	18	27	35	3	±8	3.8	±0.2	
E1 – E4	21	±5	2	14	10	13	54	7	±13	4.1	±0.3	
E5 – E9	34	±5	5	12	19	29	32	2	±9	3.7	±0.3	
USNR Officers	27	±4	2	12	18	28	37	3	±8	3.9	±0.2	
O1 – O3	22	±5	5	17	17	22	33	5	±12	3.6	±0.3	
O4 – O6	30	±5	2	10	18	30	38	2	±9	3.9	±0.2	
USMCR Enlisted	32	±4	3	18	21	24	31	4	±7	3.6	±0.2	
E1 – E4	34	±5	3	17	20	27	32	2	±10	3.7	±0.3	
E5 – E9	30	±5	2	19	23	21	29	6	±11	3.6	±0.3	
USMCR Officers	28	±4	4	11	24	31	27	3	±8	3.7	±0.2	
O1 – O3	27	±7	NR	7	29	29	35	NR	±16	3.9	±0.3	
O4 – O6	28	±5	4	12	24	31	26	3	±10	3.6	±0.3	
ANG Enlisted	28	±4	3	12	22	24	32	6	±7	3.7	±0.2	
E1 – E4	23	±4	5	13	24	23	29	6	±11	3.6	±0.3	
E5 – E9	29	±4	3	12	22	24	33	6	±7	3.8	±0.2	
ANG Officers	31	±3	2	12	21	26	32	7	±7	3.8	±0.2	
O1 – O3	33	±4	4	13	21	23	31	7	±9	3.7	±0.3	
O4 – O6	30	±5	1	12	20	28	33	7	±9	3.9	±0.2	
USAFR Enlisted	23	±3	3	9	24	23	33	8	±6	3.8	±0.2	
E1 – E4	13	±4	3	10	20	17	40	10	±19	3.9	±0.4	
E5 – E9	25	±3	3	8	25	24	32	8	±7	3.8	±0.2	
USAFR Officers	21	±3	4	12	20	29	27	8	±7	3.7	±0.2	
O1 – O3	20	±4	2	13	23	27	31	5	±12	3.8	±0.3	
O4 – O6	21	±3	4	12	19	30	26	9	±8	3.7	±0.2	

Note. Percent responding are Reserve component spouses who answered the question and whose husband/wife was activated and deployed in the past 24 months (Q13/Q14). Average Helpfulness does not include those who indicated the item was "Not applicable."

NR: Not reportable

30. How helpful were the following during your spouse's most recent deployment cycle?

f. Military spouse/family

- 1. Not at all helpful
- 2. Sometimes helpful
- 3. Generally helpful
- 4. Very helpful
- 5. Extremely helpful
- 6. Not applicable

	Percent Responding		Percentages						Max ME	Average Helpfulness		
			1	2	3	4	5	6				
MEMBER DEMOGRAPHICS												
Total DoD	31	±1	16	13	15	15	15	26	±2	3.0	±0.1	
ARNG	37	±2	15	14	18	16	18	20	±3	3.1	±0.1	
USAR	26	±2	20	13	15	12	12	28	±4	2.8	±0.2	
USNR	29	±3	17	11	12	15	12	34	±6	2.9	±0.3	
USMCR	31	±3	16	14	13	15	17	25	±6	3.0	±0.2	
ANG	28	±3	12	11	13	13	15	37	±6	3.1	±0.2	
USAFR	22	±2	12	13	13	14	11	37	±5	3.0	±0.2	
Enlisted	31	±2	16	13	16	15	16	25	±2	3.0	±0.1	
E1 – E4	29	±3	15	13	16	16	19	20	±4	3.1	±0.2	
E5 – E9	31	±2	16	13	16	14	15	27	±3	3.0	±0.1	
Officers	30	±2	15	13	15	14	12	30	±3	2.9	±0.1	
O1 – O3	32	±3	13	14	16	16	14	27	±5	3.0	±0.2	
O4 – O6	28	±2	16	11	13	13	12	35	±4	2.9	±0.2	
Reserve Unit	33	±2	15	13	15	14	15	26	±2	3.0	±0.1	
Military Technician	30	±3	12	11	16	15	16	31	±6	3.2	±0.2	
AGR/FTS/AR	17	±3	15	12	18	16	17	23	±7	3.1	±0.3	
IMA	18	±4	19	6	12	14	4	44	±11	2.6	±0.4	
Not Activated Past 24 Months	NA		NA	NA	NA	NA	NA	NA		NA		
Activated Past 24 Months	63	±2	16	13	15	15	15	26	±2	3.0	±0.1	
Not Deployed Past 24 Months	NA		NA	NA	NA	NA	NA	NA		NA		
Deployed Past 24 Months	97	±1	16	13	15	15	15	26	±2	3.0	±0.1	
SPOUSE DEMOGRAPHICS												
Male	16	±3	13	12	13	9	9	43	±7	2.8	±0.3	
Female	33	±2	16	13	16	15	16	25	±2	3.0	±0.1	
No College/Some College	31	±2	16	12	17	15	17	24	±3	3.0	±0.1	
4-Year Degree	31	±2	14	14	15	15	14	28	±4	3.0	±0.2	
Graduate/Professional Degree	29	±3	16	15	12	13	12	32	±4	2.8	±0.2	
Non-Hispanic White	32	±2	14	13	16	15	16	26	±2	3.1	±0.1	
Total Minority	27	±2	18	14	15	14	13	26	±4	2.9	±0.2	
Non-Hispanic Black	25	±4	19	13	16	13	13	26	±8	2.8	±0.3	
Hispanic	30	±4	18	17	13	14	15	23	±6	2.9	±0.3	
30 Years Old or Younger	32	±3	11	13	17	17	21	21	±4	3.3	±0.2	
31 to 40 Years Old	30	±2	15	14	15	13	15	28	±3	3.0	±0.1	
More Than 40 Years Old	30	±2	18	12	15	14	12	28	±3	2.8	±0.1	
FAMILY STATUS												
With Child(ren)	30	±2	16	13	15	14	16	26	±2	3.0	±0.1	
Without Child(ren)	32	±3	13	13	17	17	15	26	±4	3.1	±0.2	

Note. Percent responding are Reserve component spouses who answered the question and whose husband/wife was activated and deployed in the past 24 months (Q13/Q14). Average Helpfulness does not include those who indicated the item was "Not applicable."
 NA: Not applicable

30. How helpful were the following during your spouse's most recent deployment cycle?

f. Military spouse/family

	Percent Responding		Percentages						Max ME	Average Helpfulness		
			1	2	3	4	5	6				
MEMBER COMPONENT BY PAYGRADE												
ARNG Enlisted	37	±3	15	14	18	16	18	19	±4	3.1	±0.2	
E1 – E4	39	±4	15	13	16	18	21	17	±6	3.2	±0.2	
E5 – E9	36	±3	15	14	19	15	17	20	±4	3.1	±0.2	
ARNG Officers	37	±3	16	15	17	16	14	22	±4	3.0	±0.2	
O1 – O3	40	±5	11	17	18	17	18	18	±7	3.2	±0.3	
O4 – O6	32	±4	20	10	12	18	10	29	±8	2.8	±0.3	
USAR Enlisted	24	±3	21	13	15	12	14	24	±5	2.8	±0.2	
E1 – E4	19	±3	19	13	17	11	16	24	±9	2.9	±0.4	
E5 – E9	27	±3	21	13	15	13	13	25	±6	2.8	±0.3	
USAR Officers	30	±3	17	13	14	11	9	36	±6	2.7	±0.2	
O1 – O3	26	±4	17	11	15	14	6	37	±10	2.7	±0.3	
O4 – O6	31	±4	18	12	14	8	11	38	±7	2.7	±0.3	
USNR Enlisted	30	±4	18	10	12	15	13	32	±8	2.9	±0.3	
E1 – E4	21	±5	10	8	13	16	14	38	±13	3.3	±0.5	
E5 – E9	33	±5	20	10	12	14	12	31	±9	2.8	±0.3	
USNR Officers	27	±4	13	13	10	14	12	37	±8	3.0	±0.3	
O1 – O3	20	±4	13	18	9	17	10	33	±12	2.9	±0.4	
O4 – O6	29	±5	13	11	11	14	13	38	±9	3.0	±0.4	
USMCR Enlisted	32	±4	17	15	13	16	18	21	±7	3.0	±0.3	
E1 – E4	34	±5	9	21	14	16	20	21	±9	3.2	±0.3	
E5 – E9	30	±5	25	10	12	15	16	22	±11	2.8	±0.4	
USMCR Officers	27	±4	13	9	12	14	14	37	±8	3.1	±0.3	
O1 – O3	27	±7	13	10	9	13	13	42	±16	3.0	±0.7	
O4 – O6	27	±5	13	9	11	15	17	36	±10	3.2	±0.4	
ANG Enlisted	28	±4	12	11	13	13	15	37	±7	3.1	±0.3	
E1 – E4	22	±4	18	10	12	13	17	31	±11	3.0	±0.4	
E5 – E9	29	±4	12	11	13	13	14	38	±8	3.1	±0.3	
ANG Officers	29	±3	10	13	14	14	15	34	±7	3.2	±0.3	
O1 – O3	32	±4	11	10	14	12	16	37	±10	3.2	±0.4	
O4 – O6	28	±5	10	15	14	16	14	31	±9	3.1	±0.4	
USAFR Enlisted	23	±3	12	14	12	15	12	36	±6	3.0	±0.2	
E1 – E4	13	±4	10	15	16	18	9	32	±19	3.0	±0.5	
E5 – E9	25	±3	12	13	11	15	12	36	±7	3.0	±0.3	
USAFR Officers	20	±3	13	9	16	12	10	40	±7	2.9	±0.3	
O1 – O3	20	±4	13	8	21	17	8	32	±12	3.0	±0.4	
O4 – O6	21	±3	13	10	14	10	10	42	±9	2.9	±0.3	

Note. Percent responding are Reserve component spouses who answered the question and whose husband/wife was activated and deployed in the past 24 months (Q13/Q14). Average Helpfulness does not include those who indicated the item was "Not applicable."

30. How helpful were the following during your spouse's most recent deployment cycle?

g. My or my spouse's parents

- 1. Not at all helpful
- 4. Very helpful

- 2. Sometimes helpful
- 5. Extremely helpful

- 3. Generally helpful
- 6. Not applicable

	Percent Responding		Percentages						Max ME	Average Helpfulness		
			1	2	3	4	5	6				
MEMBER DEMOGRAPHICS												
Total DoD	31	±1	11	12	14	19	31	12	±2	3.6	±0.1	
ARNG	38	±2	11	12	14	19	33	11	±3	3.6	±0.1	
USAR	26	±2	11	14	15	17	28	15	±4	3.4	±0.2	
USNR	30	±3	10	13	14	21	29	13	±6	3.5	±0.2	
USMCR	31	±3	9	14	12	21	38	6	±6	3.7	±0.2	
ANG	29	±3	10	12	13	21	30	14	±5	3.6	±0.2	
USAFR	22	±2	11	9	13	20	30	17	±5	3.6	±0.2	
Enlisted	31	±2	11	12	14	19	32	12	±3	3.6	±0.1	
E1 – E4	30	±3	11	12	12	21	35	8	±5	3.6	±0.2	
E5 – E9	32	±2	11	12	14	19	30	14	±3	3.5	±0.1	
Officers	31	±2	10	14	15	19	30	12	±3	3.5	±0.1	
O1 – O3	32	±3	8	13	15	20	37	7	±5	3.7	±0.2	
O4 – O6	29	±2	11	14	15	18	25	17	±4	3.4	±0.2	
Reserve Unit	34	±2	11	12	14	19	31	12	±2	3.6	±0.1	
Military Technician	31	±3	9	12	15	19	29	16	±6	3.6	±0.2	
AGR/FTS/AR	17	±3	10	15	13	18	32	12	±7	3.5	±0.2	
IMA	18	±4	13	12	13	24	17	20	±10	3.2	±0.4	
Not Activated Past 24 Months	NA		NA	NA	NA	NA	NA	NA		NA		
Activated Past 24 Months	64	±2	11	12	14	19	31	12	±2	3.6	±0.1	
Not Deployed Past 24 Months	NA		NA	NA	NA	NA	NA	NA		NA		
Deployed Past 24 Months	98	±1	11	12	14	19	31	12	±2	3.6	±0.1	
SPOUSE DEMOGRAPHICS												
Male	17	±3	11	10	14	15	23	28	±8	3.4	±0.3	
Female	33	±2	11	13	14	20	32	11	±2	3.6	±0.1	
No College/Some College	32	±2	12	13	14	18	30	14	±3	3.5	±0.1	
4-Year Degree	32	±2	9	13	14	20	34	11	±4	3.6	±0.1	
Graduate/Professional Degree	29	±3	9	11	16	21	33	10	±5	3.6	±0.2	
Non-Hispanic White	33	±2	10	12	14	20	32	11	±2	3.6	±0.1	
Total Minority	28	±2	11	12	14	17	29	16	±4	3.5	±0.2	
Non-Hispanic Black	25	±4	7	15	17	16	29	17	±7	3.5	±0.2	
Hispanic	31	±4	12	11	13	18	30	14	±6	3.5	±0.2	
30 Years Old or Younger	33	±3	7	11	14	21	41	5	±4	3.8	±0.1	
31 to 40 Years Old	31	±2	10	14	14	19	34	9	±3	3.6	±0.1	
More Than 40 Years Old	31	±2	13	12	14	18	22	21	±3	3.3	±0.1	
FAMILY STATUS												
With Child(ren)	31	±2	11	13	13	20	32	11	±2	3.5	±0.1	
Without Child(ren)	32	±3	10	11	15	19	29	16	±4	3.5	±0.2	

Note. Percent responding are Reserve component spouses who answered the question and whose husband/wife was activated and deployed in the past 24 months (Q13/Q14). Average Helpfulness does not include those who indicated the item was "Not applicable."

NA: Not applicable

30. How helpful were the following during your spouse's most recent deployment cycle?

g. My or my spouse's parents

	Percent Responding		Percentages						Max ME	Average Helpfulness		
			1	2	3	4	5	6				
MEMBER COMPONENT BY PAYGRADE												
ARNG Enlisted	38	±3	11	12	14	19	33	11	±4	3.6	±0.1	
E1 – E4	39	±4	11	13	12	20	36	8	±7	3.6	±0.2	
E5 – E9	37	±3	11	11	15	19	31	13	±4	3.6	±0.2	
ARNG Officers	37	±3	9	13	16	18	35	8	±5	3.6	±0.2	
O1 – O3	41	±5	8	13	14	18	42	4	±7	3.8	±0.2	
O4 – O6	32	±4	9	11	17	20	29	13	±8	3.6	±0.3	
USAR Enlisted	25	±3	11	14	15	17	29	15	±5	3.4	±0.2	
E1 – E4	20	±3	8	10	14	24	33	10	±10	3.7	±0.3	
E5 – E9	27	±3	12	16	15	14	27	16	±6	3.3	±0.2	
USAR Officers	31	±3	12	15	13	19	26	14	±5	3.4	±0.2	
O1 – O3	27	±4	9	14	17	23	30	7	±9	3.5	±0.3	
O4 – O6	32	±4	15	17	10	15	23	19	±7	3.2	±0.3	
USNR Enlisted	31	±4	11	12	13	22	31	11	±8	3.6	±0.3	
E1 – E4	21	±5	9	8	11	19	41	12	±13	3.8	±0.4	
E5 – E9	33	±5	11	13	13	23	29	11	±9	3.5	±0.3	
USNR Officers	28	±4	8	17	17	20	24	16	±7	3.4	±0.2	
O1 – O3	22	±4	8	19	17	19	24	14	±12	3.4	±0.4	
O4 – O6	30	±5	8	16	16	20	24	16	±9	3.4	±0.3	
USMCR Enlisted	32	±4	8	14	11	21	40	5	±7	3.8	±0.2	
E1 – E4	34	±5	6	13	12	23	42	5	±10	3.9	±0.3	
E5 – E9	30	±5	11	15	11	20	39	5	±11	3.6	±0.4	
USMCR Officers	28	±4	13	14	15	20	28	10	±8	3.4	±0.3	
O1 – O3	27	±7	15	20	13	16	36	NR	±16	3.4	±0.5	
O4 – O6	28	±5	13	15	12	24	24	11	±10	3.4	±0.3	
ANG Enlisted	28	±4	10	12	12	22	31	14	±6	3.6	±0.2	
E1 – E4	23	±4	19	13	15	20	30	4	±11	3.3	±0.4	
E5 – E9	29	±4	9	12	12	22	31	15	±7	3.6	±0.3	
ANG Officers	31	±4	8	13	17	19	29	14	±7	3.6	±0.2	
O1 – O3	33	±4	8	5	14	21	39	13	±9	3.9	±0.3	
O4 – O6	29	±5	7	17	18	18	24	15	±9	3.4	±0.3	
USAFR Enlisted	23	±3	9	9	13	21	32	17	±6	3.7	±0.2	
E1 – E4	13	±4	7	16	12	23	32	11	±18	3.6	±0.5	
E5 – E9	25	±3	9	8	13	21	32	18	±6	3.7	±0.2	
USAFR Officers	21	±3	15	11	12	19	24	19	±6	3.3	±0.3	
O1 – O3	20	±4	10	12	11	23	33	10	±12	3.6	±0.4	
O4 – O6	21	±3	17	11	12	18	21	21	±8	3.2	±0.3	

Note. Percent responding are Reserve component spouses who answered the question and whose husband/wife was activated and deployed in the past 24 months (Q13/Q14). Average Helpfulness does not include those who indicated the item was "Not applicable."

NR: Not reportable

30. How helpful were the following during your spouse's most recent deployment cycle?

h. My or my spouse's family

- 1. Not at all helpful
- 4. Very helpful

- 2. Sometimes helpful
- 5. Extremely helpful

- 3. Generally helpful
- 6. Not applicable

	Percent Responding		Percentages						Max ME	Average Helpfulness		
			1	2	3	4	5	6				
MEMBER DEMOGRAPHICS												
Total DoD	31	±1	12	15	16	18	27	11	±2	3.4	±0.1	
ARNG	37	±2	12	14	16	19	29	9	±3	3.4	±0.1	
USAR	26	±2	13	17	16	16	25	13	±4	3.3	±0.2	
USNR	30	±3	14	11	17	19	26	12	±6	3.3	±0.2	
USMCR	31	±3	10	17	14	18	32	9	±6	3.5	±0.2	
ANG	29	±3	12	14	16	18	26	13	±5	3.4	±0.2	
USAFR	23	±2	10	15	16	18	24	18	±5	3.4	±0.2	
Enlisted	31	±2	12	14	16	18	28	11	±3	3.4	±0.1	
E1 – E4	30	±3	12	15	16	19	30	9	±5	3.5	±0.2	
E5 – E9	32	±2	13	14	16	18	27	12	±3	3.4	±0.1	
Officers	31	±2	12	16	16	18	25	12	±3	3.3	±0.1	
O1 – O3	32	±3	9	16	15	20	32	8	±5	3.6	±0.2	
O4 – O6	29	±2	15	17	17	16	20	15	±3	3.1	±0.2	
Reserve Unit	34	±2	13	14	16	19	27	11	±2	3.4	±0.1	
Military Technician	31	±3	14	14	16	18	25	12	±5	3.3	±0.2	
AGR/FTS/AR	17	±3	11	19	15	15	29	12	±7	3.4	±0.2	
IMA	18	±4	9	11	21	24	17	18	±10	3.4	±0.3	
Not Activated Past 24 Months	NA		NA	NA	NA	NA	NA	NA		NA		
Activated Past 24 Months	64	±2	12	15	16	18	27	11	±2	3.4	±0.1	
Not Deployed Past 24 Months	NA		NA	NA	NA	NA	NA	NA		NA		
Deployed Past 24 Months	98	±1	12	15	16	18	27	11	±2	3.4	±0.1	
SPOUSE DEMOGRAPHICS												
Male	17	±3	13	12	15	13	21	26	±8	3.2	±0.3	
Female	33	±2	12	15	16	19	28	10	±2	3.4	±0.1	
No College/Some College	32	±2	13	15	16	19	27	11	±3	3.4	±0.1	
4-Year Degree	32	±2	10	14	16	18	30	11	±4	3.5	±0.1	
Graduate/Professional Degree	29	±3	14	15	17	18	24	11	±4	3.2	±0.2	
Non-Hispanic White	33	±2	12	15	16	18	28	11	±2	3.4	±0.1	
Total Minority	28	±2	12	15	16	18	26	12	±4	3.3	±0.2	
Non-Hispanic Black	25	±4	7	15	18	21	25	13	±8	3.5	±0.2	
Hispanic	31	±4	16	15	15	18	26	11	±6	3.3	±0.2	
30 Years Old or Younger	33	±3	9	14	16	19	36	6	±4	3.6	±0.2	
31 to 40 Years Old	31	±2	12	16	15	18	29	10	±3	3.4	±0.1	
More Than 40 Years Old	30	±2	15	14	17	19	20	16	±3	3.2	±0.1	
FAMILY STATUS												
With Child(ren)	31	±2	13	15	16	18	28	11	±2	3.4	±0.1	
Without Child(ren)	32	±3	11	14	18	20	26	11	±4	3.4	±0.2	

Note. Percent responding are Reserve component spouses who answered the question and whose husband/wife was activated and deployed in the past 24 months (Q13/Q14). Average Helpfulness does not include those who indicated the item was "Not applicable."

NA: Not applicable

30. How helpful were the following during your spouse's most recent deployment cycle?

h. My or my spouse's family

	Percent Responding		Percentages						Max ME	Average Helpfulness		
			1	2	3	4	5	6				
MEMBER COMPONENT BY PAYGRADE												
ARNG Enlisted	37	±3	12	14	17	20	29	9	±4	3.4	±0.1	
E1 – E4	39	±4	12	15	14	20	31	8	±7	3.5	±0.2	
E5 – E9	37	±3	13	13	18	20	28	9	±4	3.4	±0.2	
ARNG Officers	37	±3	12	16	16	18	30	8	±5	3.4	±0.2	
O1 – O3	41	±5	8	17	14	20	36	5	±7	3.6	±0.2	
O4 – O6	33	±4	15	14	17	14	26	14	±8	3.3	±0.3	
USAR Enlisted	25	±3	13	17	17	15	26	12	±5	3.3	±0.2	
E1 – E4	20	±3	9	15	18	18	29	11	±10	3.5	±0.3	
E5 – E9	28	±3	14	17	16	14	26	13	±6	3.2	±0.2	
USAR Officers	30	±3	14	17	16	18	22	13	±5	3.2	±0.2	
O1 – O3	27	±4	10	15	17	23	29	7	±9	3.5	±0.3	
O4 – O6	31	±4	17	19	15	15	19	15	±7	3.0	±0.3	
USNR Enlisted	31	±4	14	9	17	19	29	12	±8	3.5	±0.3	
E1 – E4	21	±5	10	10	16	12	37	15	±13	3.7	±0.4	
E5 – E9	34	±5	14	8	17	20	28	12	±9	3.4	±0.3	
USNR Officers	28	±4	15	19	18	17	18	13	±7	3.0	±0.3	
O1 – O3	22	±5	14	15	20	20	16	16	±11	3.1	±0.4	
O4 – O6	30	±5	16	20	18	17	18	11	±8	3.0	±0.3	
USMCR Enlisted	32	±4	10	17	12	18	34	8	±7	3.5	±0.3	
E1 – E4	34	±5	7	19	14	18	33	8	±10	3.6	±0.3	
E5 – E9	30	±5	12	15	11	19	35	8	±11	3.5	±0.4	
USMCR Officers	28	±4	12	15	19	16	25	12	±8	3.3	±0.3	
O1 – O3	27	±7	16	19	17	12	33	3	±16	3.3	±0.5	
O4 – O6	27	±5	13	16	17	19	21	14	±10	3.2	±0.3	
ANG Enlisted	28	±4	13	14	15	19	27	13	±6	3.4	±0.2	
E1 – E4	23	±4	21	10	22	17	27	4	±11	3.2	±0.4	
E5 – E9	29	±4	12	14	14	19	27	14	±7	3.4	±0.3	
ANG Officers	30	±3	9	17	19	17	25	13	±6	3.4	±0.2	
O1 – O3	33	±4	7	12	16	16	35	15	±9	3.7	±0.3	
O4 – O6	29	±5	11	19	20	18	19	13	±9	3.2	±0.3	
USAFR Enlisted	23	±3	9	15	16	18	26	17	±6	3.5	±0.2	
E1 – E4	13	±4	7	17	16	22	17	20	±18	3.3	±0.5	
E5 – E9	25	±3	9	14	16	17	27	16	±6	3.5	±0.2	
USAFR Officers	21	±3	12	15	15	18	18	22	±7	3.2	±0.3	
O1 – O3	20	±4	8	17	16	25	24	10	±12	3.4	±0.4	
O4 – O6	21	±3	13	14	15	16	16	26	±8	3.1	±0.3	

Note. Percent responding are Reserve component spouses who answered the question and whose husband/wife was activated and deployed in the past 24 months (Q13/Q14). Average Helpfulness does not include those who indicated the item was "Not applicable."

30. How helpful were the following during your spouse's most recent deployment cycle?

i. Friends/co-workers

1. Not at all helpful
4. Very helpful

2. Sometimes helpful
5. Extremely helpful

3. Generally helpful
6. Not applicable

	Percent Responding		Percentages						Max ME	Average Helpfulness		
			1	2	3	4	5	6				
MEMBER DEMOGRAPHICS												
Total DoD	31	±1	7	18	22	23	24	7	±2	3.4	±0.1	
ARNG	37	±2	7	16	23	22	25	7	±3	3.4	±0.1	
USAR	26	±2	8	21	18	22	23	9	±4	3.3	±0.2	
USNR	30	±3	6	18	23	23	24	6	±6	3.4	±0.2	
USMCR	31	±3	8	19	21	23	24	5	±6	3.4	±0.2	
ANG	29	±3	6	19	21	26	22	7	±5	3.4	±0.2	
USAFR	23	±2	6	17	22	22	24	9	±5	3.5	±0.2	
Enlisted	31	±2	7	17	22	23	24	7	±2	3.4	±0.1	
E1 – E4	30	±3	9	15	22	20	25	9	±5	3.4	±0.2	
E5 – E9	32	±2	6	18	22	23	23	7	±3	3.4	±0.1	
Officers	31	±2	6	20	22	23	24	6	±3	3.4	±0.1	
O1 – O3	32	±3	6	18	23	24	24	5	±5	3.5	±0.2	
O4 – O6	29	±2	5	20	20	23	24	7	±4	3.4	±0.1	
Reserve Unit	34	±2	7	18	22	23	24	7	±2	3.4	±0.1	
Military Technician	31	±3	5	18	23	24	22	7	±5	3.4	±0.2	
AGR/FTS/AR	17	±3	6	20	23	23	24	4	±7	3.4	±0.2	
IMA	18	±4	2	20	23	24	21	11	±11	3.5	±0.3	
Not Activated Past 24 Months	NA		NA	NA	NA	NA	NA	NA		NA		
Activated Past 24 Months	64	±2	7	18	22	23	24	7	±2	3.4	±0.1	
Not Deployed Past 24 Months	NA		NA	NA	NA	NA	NA	NA		NA		
Deployed Past 24 Months	98	±1	7	18	22	23	24	7	±2	3.4	±0.1	
SPOUSE DEMOGRAPHICS												
Male	17	±3	9	19	21	16	19	17	±8	3.2	±0.3	
Female	33	±2	7	18	22	23	24	6	±2	3.4	±0.1	
No College/Some College	32	±2	8	17	22	22	23	8	±3	3.4	±0.1	
4-Year Degree	32	±2	6	18	22	23	25	6	±4	3.4	±0.1	
Graduate/Professional Degree	29	±3	4	21	23	23	24	5	±5	3.4	±0.2	
Non-Hispanic White	33	±2	7	17	23	22	24	6	±2	3.4	±0.1	
Total Minority	28	±2	6	19	17	22	25	11	±4	3.5	±0.1	
Non-Hispanic Black	24	±4	5	15	20	22	26	12	±7	3.5	±0.2	
Hispanic	31	±4	6	19	16	25	24	10	±6	3.5	±0.2	
30 Years Old or Younger	33	±3	8	16	23	21	26	7	±4	3.4	±0.1	
31 to 40 Years Old	31	±2	6	19	20	23	26	5	±3	3.4	±0.1	
More Than 40 Years Old	30	±2	7	18	22	24	21	9	±3	3.4	±0.1	
FAMILY STATUS												
With Child(ren)	31	±2	6	19	21	23	24	7	±2	3.4	±0.1	
Without Child(ren)	32	±3	8	15	23	23	24	8	±4	3.4	±0.1	

Note. Percent responding are Reserve component spouses who answered the question and whose husband/wife was activated and deployed in the past 24 months (Q13/Q14). Average Helpfulness does not include those who indicated the item was "Not applicable."

NA: Not applicable

30. How helpful were the following during your spouse's most recent deployment cycle?

i. Friends/co-workers

	Percent Responding		Percentages						Max ME	Average Helpfulness		
			1	2	3	4	5	6				
MEMBER COMPONENT BY PAYGRADE												
ARNG Enlisted	37	±3	7	15	24	22	25	7	±4	3.4	±0.1	
E1 – E4	39	±4	10	12	23	19	27	9	±7	3.4	±0.2	
E5 – E9	37	±3	6	17	24	23	24	6	±4	3.4	±0.1	
ARNG Officers	37	±3	5	20	23	23	25	4	±5	3.4	±0.2	
O1 – O3	40	±5	5	19	25	24	24	3	±8	3.4	±0.2	
O4 – O6	33	±4	4	19	18	24	27	7	±8	3.6	±0.2	
USAR Enlisted	25	±3	8	22	18	22	22	9	±5	3.3	±0.2	
E1 – E4	19	±3	9	20	19	25	20	7	±10	3.3	±0.3	
E5 – E9	27	±3	8	22	17	21	23	9	±6	3.3	±0.2	
USAR Officers	31	±3	6	19	20	21	25	9	±5	3.4	±0.2	
O1 – O3	27	±4	7	15	23	22	25	8	±9	3.5	±0.3	
O4 – O6	31	±4	6	21	20	22	24	8	±7	3.4	±0.2	
USNR Enlisted	32	±4	6	18	23	22	24	7	±8	3.4	±0.2	
E1 – E4	21	±5	8	19	23	15	24	11	±13	3.3	±0.4	
E5 – E9	34	±5	6	18	23	24	24	6	±9	3.4	±0.3	
USNR Officers	28	±4	4	17	23	24	25	6	±7	3.5	±0.2	
O1 – O3	22	±5	7	16	21	30	19	6	±12	3.4	±0.3	
O4 – O6	30	±5	4	17	24	23	27	6	±9	3.6	±0.3	
USMCR Enlisted	32	±4	8	18	22	22	25	5	±7	3.4	±0.2	
E1 – E4	34	±5	7	16	25	23	23	7	±9	3.4	±0.3	
E5 – E9	30	±5	9	20	19	21	27	4	±11	3.4	±0.3	
USMCR Officers	28	±4	8	23	15	29	21	4	±8	3.3	±0.3	
O1 – O3	27	±7	13	23	22	22	20	NR	±16	3.1	±0.5	
O4 – O6	28	±5	7	23	12	32	21	5	±10	3.4	±0.3	
ANG Enlisted	28	±4	6	18	21	27	22	7	±6	3.4	±0.2	
E1 – E4	22	±4	11	16	23	27	19	5	±11	3.3	±0.3	
E5 – E9	29	±4	6	18	21	27	22	7	±7	3.4	±0.2	
ANG Officers	30	±4	7	22	21	21	23	6	±7	3.3	±0.2	
O1 – O3	32	±4	6	18	21	21	27	7	±9	3.5	±0.3	
O4 – O6	30	±5	7	25	20	21	21	5	±9	3.3	±0.3	
USAFR Enlisted	23	±3	6	17	22	23	24	8	±6	3.5	±0.2	
E1 – E4	13	±4	3	23	17	30	16	12	±19	3.4	±0.4	
E5 – E9	25	±3	6	17	22	22	25	8	±6	3.5	±0.2	
USAFR Officers	21	±3	4	18	22	22	22	12	±7	3.4	±0.2	
O1 – O3	20	±4	8	14	17	24	27	10	±12	3.5	±0.4	
O4 – O6	21	±3	3	19	23	21	20	13	±8	3.4	±0.2	

Note. Percent responding are Reserve component spouses who answered the question and whose husband/wife was activated and deployed in the past 24 months (Q13/Q14). Average Helpfulness does not include those who indicated the item was "Not applicable."

NR: Not reportable

30. How helpful were the following during your spouse's most recent deployment cycle?

j. Social groups/clubs

1. Not at all helpful
4. Very helpful

2. Sometimes helpful
5. Extremely helpful

3. Generally helpful
6. Not applicable

	Percent Responding		Percentages						Max ME	Average Helpfulness		
			1	2	3	4	5	6				
MEMBER DEMOGRAPHICS												
Total DoD	31	±1	14	10	11	8	5	51	±2	2.6	±0.1	
ARNG	37	±2	14	10	11	10	6	49	±3	2.7	±0.2	
USAR	26	±2	17	9	11	6	5	51	±4	2.4	±0.2	
USNR	30	±3	15	8	10	8	5	53	±6	2.5	±0.3	
USMCR	31	±3	14	15	11	8	2	50	±6	2.4	±0.2	
ANG	29	±3	12	9	11	7	3	58	±6	2.5	±0.2	
USAFR	22	±2	11	12	12	8	4	53	±5	2.7	±0.2	
Enlisted	31	±2	14	9	10	8	5	54	±3	2.6	±0.1	
E1 – E4	30	±3	13	10	8	10	4	55	±5	2.6	±0.2	
E5 – E9	32	±2	14	9	11	7	5	53	±3	2.6	±0.1	
Officers	31	±2	14	12	12	10	7	44	±3	2.7	±0.1	
O1 – O3	32	±3	15	11	13	11	7	44	±5	2.7	±0.2	
O4 – O6	29	±2	14	12	12	9	8	45	±4	2.7	±0.2	
Reserve Unit	34	±2	14	10	11	8	5	52	±2	2.6	±0.1	
Military Technician	31	±3	11	12	11	9	4	53	±6	2.6	±0.2	
AGR/FTS/AR	17	±3	13	10	16	8	6	47	±7	2.7	±0.3	
IMA	18	±4	18	10	11	9	2	49	±10	2.4	±0.4	
Not Activated Past 24 Months	NA		NA	NA	NA	NA	NA	NA		NA		
Activated Past 24 Months	64	±2	14	10	11	8	5	51	±2	2.6	±0.1	
Not Deployed Past 24 Months	NA		NA	NA	NA	NA	NA	NA		NA		
Deployed Past 24 Months	99	±1	14	10	11	8	5	51	±2	2.6	±0.1	
SPOUSE DEMOGRAPHICS												
Male	17	±3	15	6	10	5	2	62	±7	2.3	±0.3	
Female	33	±2	14	10	11	8	6	51	±2	2.6	±0.1	
No College/Some College	32	±2	15	9	9	7	5	55	±3	2.6	±0.1	
4-Year Degree	32	±2	13	11	13	10	6	47	±4	2.7	±0.2	
Graduate/Professional Degree	29	±3	14	13	12	9	5	47	±5	2.6	±0.2	
Non-Hispanic White	33	±2	14	11	12	8	5	51	±3	2.6	±0.1	
Total Minority	28	±2	14	8	9	10	6	54	±4	2.7	±0.2	
Non-Hispanic Black	25	±4	14	8	9	7	7	54	±7	2.7	±0.3	
Hispanic	30	±4	13	6	10	12	5	54	±6	2.8	±0.3	
30 Years Old or Younger	33	±3	12	11	12	7	6	52	±4	2.7	±0.2	
31 to 40 Years Old	31	±2	14	10	11	7	5	52	±3	2.5	±0.2	
More Than 40 Years Old	31	±2	15	9	10	10	5	50	±3	2.6	±0.2	
FAMILY STATUS												
With Child(ren)	31	±2	15	10	11	7	5	51	±3	2.5	±0.1	
Without Child(ren)	32	±3	12	9	11	11	5	52	±4	2.8	±0.2	

Note. Percent responding are Reserve component spouses who answered the question and whose husband/wife was activated and deployed in the past 24 months (Q13/Q14). Average Helpfulness does not include those who indicated the item was "Not applicable."

NA: Not applicable

30. How helpful were the following during your spouse's most recent deployment cycle?

j. Social groups/clubs

	Percent Responding		Percentages						Max ME	Average Helpfulness		
			1	2	3	4	5	6				
MEMBER COMPONENT BY PAYGRADE												
ARNG Enlisted	37	±3	14	9	10	9	6	51	±4	2.7	±0.2	
E1 – E4	38	±4	12	9	6	11	5	55	±6	2.7	±0.3	
E5 – E9	37	±3	14	9	12	8	7	49	±4	2.7	±0.2	
ARNG Officers	38	±3	14	14	12	11	7	42	±5	2.7	±0.2	
O1 – O3	41	±5	13	12	14	15	8	38	±7	2.9	±0.3	
O4 – O6	33	±4	14	14	9	9	9	45	±8	2.8	±0.4	
USAR Enlisted	25	±3	17	9	11	5	4	53	±5	2.4	±0.2	
E1 – E4	20	±3	15	11	11	8	3	53	±10	2.4	±0.4	
E5 – E9	28	±3	18	8	11	5	5	53	±6	2.4	±0.3	
USAR Officers	30	±3	17	10	12	8	7	46	±6	2.6	±0.3	
O1 – O3	27	±4	18	10	11	6	6	48	±9	2.4	±0.4	
O4 – O6	31	±4	18	10	14	6	7	45	±7	2.5	±0.3	
USNR Enlisted	31	±4	15	7	10	7	3	58	±8	2.4	±0.3	
E1 – E4	21	±5	7	8	8	2	6	69	±13	2.7	±0.6	
E5 – E9	33	±5	17	7	10	8	3	56	±9	2.4	±0.4	
USNR Officers	28	±4	15	12	12	10	10	40	±8	2.8	±0.3	
O1 – O3	22	±4	16	13	10	12	4	44	±12	2.6	±0.4	
O4 – O6	31	±5	15	11	13	9	12	39	±9	2.9	±0.4	
USMCR Enlisted	32	±4	15	14	10	7	2	52	±7	2.3	±0.3	
E1 – E4	34	±5	8	16	15	5	2	55	±10	2.5	±0.3	
E5 – E9	30	±5	21	12	6	10	1	50	±11	2.2	±0.4	
USMCR Officers	28	±4	11	19	14	10	5	41	±8	2.7	±0.3	
O1 – O3	27	±7	20	13	15	3	7	41	±16	2.4	±0.6	
O4 – O6	27	±5	9	22	14	14	4	36	±10	2.7	±0.3	
ANG Enlisted	28	±4	12	9	11	7	3	59	±7	2.5	±0.3	
E1 – E4	23	±4	22	10	5	8	3	52	±11	2.2	±0.4	
E5 – E9	29	±4	11	9	11	6	3	60	±7	2.5	±0.3	
ANG Officers	30	±4	13	9	11	9	5	53	±7	2.6	±0.3	
O1 – O3	33	±4	12	9	12	7	6	54	±9	2.7	±0.4	
O4 – O6	29	±5	14	9	10	10	5	52	±9	2.6	±0.4	
USAFR Enlisted	23	±3	11	11	10	8	4	56	±6	2.6	±0.3	
E1 – E4	13	±4	4	24	8	14	NR	50	±20	2.6	±0.5	
E5 – E9	25	±3	11	10	10	7	4	57	±6	2.6	±0.3	
USAFR Officers	21	±3	10	13	17	9	6	44	±7	2.8	±0.3	
O1 – O3	20	±4	11	8	20	10	5	47	±12	2.8	±0.4	
O4 – O6	21	±3	10	15	17	8	7	43	±9	2.8	±0.3	

Note. Percent responding are Reserve component spouses who answered the question and whose husband/wife was activated and deployed in the past 24 months (Q13/Q14). Average Helpfulness does not include those who indicated the item was "Not applicable."

NR: Not reportable

30. How helpful were the following during your spouse's most recent deployment cycle?

k. Civilian organization(s)

1. Not at all helpful
4. Very helpful

2. Sometimes helpful
5. Extremely helpful

3. Generally helpful
6. Not applicable

	Percent Responding		Percentages						Max ME	Average Helpfulness		
			1	2	3	4	5	6				
MEMBER DEMOGRAPHICS												
Total DoD	31	±1	16	8	8	4	3	60	±2	2.2	±0.1	
ARNG	37	±2	15	9	9	5	4	57	±3	2.4	±0.2	
USAR	26	±2	21	9	8	3	2	58	±4	2.0	±0.2	
USNR	30	±3	18	6	8	6	3	59	±6	2.3	±0.3	
USMCR	31	±3	17	10	7	3	2	61	±6	2.1	±0.3	
ANG	29	±3	14	5	6	3	2	70	±5	2.1	±0.3	
USAFR	22	±2	14	6	6	4	1	69	±5	2.1	±0.2	
Enlisted	31	±2	16	8	8	4	3	61	±3	2.2	±0.1	
E1 – E4	29	±3	14	8	7	5	3	63	±5	2.3	±0.2	
E5 – E9	32	±2	17	8	8	4	3	61	±3	2.2	±0.2	
Officers	31	±2	17	10	10	5	3	56	±3	2.2	±0.1	
O1 – O3	32	±3	16	9	13	4	3	55	±5	2.3	±0.2	
O4 – O6	29	±2	19	10	7	5	3	56	±4	2.2	±0.2	
Reserve Unit	34	±2	16	8	8	4	3	60	±2	2.2	±0.1	
Military Technician	31	±3	13	8	10	5	3	61	±6	2.4	±0.3	
AGR/FTS/AR	17	±3	17	7	12	5	2	57	±7	2.3	±0.3	
IMA	18	±4	20	12	3	4	2	59	±10	1.9	±0.4	
Not Activated Past 24 Months	NA		NA	NA	NA	NA	NA	NA		NA		
Activated Past 24 Months	63	±2	16	8	8	4	3	60	±2	2.2	±0.1	
Not Deployed Past 24 Months	NA		NA	NA	NA	NA	NA	NA		NA		
Deployed Past 24 Months	98	±1	16	8	8	4	3	60	±2	2.2	±0.1	
SPOUSE DEMOGRAPHICS												
Male	17	±3	17	5	10	3	2	63	±8	2.2	±0.3	
Female	33	±2	16	8	8	4	3	60	±2	2.2	±0.1	
No College/Some College	32	±2	17	7	7	4	4	61	±3	2.3	±0.2	
4-Year Degree	31	±2	15	10	10	5	2	58	±4	2.2	±0.2	
Graduate/Professional Degree	29	±3	17	10	9	4	2	58	±5	2.1	±0.2	
Non-Hispanic White	33	±2	16	9	8	4	3	60	±2	2.2	±0.1	
Total Minority	28	±2	15	6	8	6	4	61	±4	2.4	±0.2	
Non-Hispanic Black	25	±4	15	8	9	5	5	59	±8	2.4	±0.4	
Hispanic	30	±4	16	7	7	7	4	60	±6	2.4	±0.4	
30 Years Old or Younger	33	±3	13	9	8	3	4	63	±4	2.3	±0.2	
31 to 40 Years Old	31	±2	17	8	8	3	3	60	±3	2.1	±0.2	
More Than 40 Years Old	30	±2	18	8	8	6	3	58	±3	2.3	±0.2	
FAMILY STATUS												
With Child(ren)	31	±2	17	8	8	4	3	60	±3	2.2	±0.1	
Without Child(ren)	32	±3	14	7	9	5	3	61	±4	2.4	±0.2	

Note. Percent responding are Reserve component spouses who answered the question and whose husband/wife was activated and deployed in the past 24 months (Q13/Q14). Average Helpfulness does not include those who indicated the item was "Not applicable."

NA: Not applicable

30. How helpful were the following during your spouse's most recent deployment cycle?

k. Civilian organization(s)

	Percent Responding		Percentages						Max ME	Average Helpfulness		
			1	2	3	4	5	6				
MEMBER COMPONENT BY PAYGRADE												
ARNG Enlisted	37	±3	15	9	9	6	4	58	±4	2.4	±0.2	
E1 – E4	38	±4	13	9	7	6	4	61	±6	2.4	±0.3	
E5 – E9	37	±3	16	9	9	5	4	56	±4	2.4	±0.2	
ARNG Officers	37	±3	16	11	12	5	3	52	±5	2.3	±0.2	
O1 – O3	41	±5	15	11	17	4	4	48	±7	2.4	±0.3	
O4 – O6	33	±4	19	12	6	6	3	53	±8	2.2	±0.3	
USAR Enlisted	25	±3	21	9	7	3	2	58	±5	1.9	±0.2	
E1 – E4	20	±3	21	5	6	3	2	62	±10	1.9	±0.5	
E5 – E9	27	±3	21	10	8	3	2	57	±6	1.9	±0.2	
USAR Officers	30	±3	20	9	9	5	1	56	±6	2.1	±0.2	
O1 – O3	27	±4	19	9	10	2	1	59	±10	2.0	±0.3	
O4 – O6	31	±4	21	9	8	6	2	54	±7	2.1	±0.3	
USNR Enlisted	31	±4	18	5	7	4	3	63	±8	2.2	±0.4	
E1 – E4	22	±5	9	5	1	3	3	79	±12	2.3	±0.8	
E5 – E9	33	±5	20	5	8	4	3	60	±9	2.1	±0.4	
USNR Officers	28	±4	18	8	10	9	5	51	±8	2.5	±0.3	
O1 – O3	22	±4	20	9	6	6	3	57	±12	2.1	±0.5	
O4 – O6	31	±5	18	7	12	10	5	49	±9	2.6	±0.4	
USMCR Enlisted	32	±4	17	9	7	2	3	62	±7	2.0	±0.3	
E1 – E4	34	±5	8	12	8	1	3	67	±10	2.3	±0.4	
E5 – E9	30	±5	26	6	5	4	2	57	±11	1.8	±0.4	
USMCR Officers	28	±4	17	11	9	6	2	55	±8	2.2	±0.3	
O1 – O3	27	±7	17	6	12	3	NR	61	±16	2.1	±0.6	
O4 – O6	27	±5	17	13	9	6	2	52	±10	2.2	±0.4	
ANG Enlisted	28	±4	14	5	6	3	3	70	±6	2.2	±0.4	
E1 – E4	23	±4	20	8	7	4	2	60	±11	2.0	±0.4	
E5 – E9	29	±4	13	5	6	2	3	71	±7	2.2	±0.4	
ANG Officers	30	±4	15	7	5	3	2	68	±7	2.1	±0.3	
O1 – O3	33	±4	14	3	6	4	3	68	±9	2.3	±0.5	
O4 – O6	29	±5	16	8	5	2	2	67	±9	1.9	±0.4	
USAFR Enlisted	23	±3	13	5	6	4	1	70	±6	2.1	±0.3	
E1 – E4	13	±4	7	8	16	NR	NR	69	±19	NR		
E5 – E9	25	±3	14	5	5	5	1	71	±6	2.1	±0.3	
USAFR Officers	21	±3	17	9	6	2	3	64	±7	2.0	±0.3	
O1 – O3	20	±4	15	6	8	NR	5	66	±12	2.2	±0.6	
O4 – O6	21	±3	17	10	5	3	2	63	±9	2.0	±0.4	

Note. Percent responding are Reserve component spouses who answered the question and whose husband/wife was activated and deployed in the past 24 months (Q13/Q14). Average Helpfulness does not include those who indicated the item was "Not applicable."

NR: Not reportable

30. How helpful were the following during your spouse's most recent deployment cycle?

I. Deployment Support Programs (e.g., Yellow Ribbon Program)

- 1. Not at all helpful
- 2. Sometimes helpful
- 3. Generally helpful
- 4. Very helpful
- 5. Extremely helpful
- 6. Not applicable

	Percent Responding		Percentages						Max ME	Average Helpfulness		
			1	2	3	4	5	6				
MEMBER DEMOGRAPHICS												
Total DoD	31	±1	18	14	13	9	6	39	±2	2.5	±0.1	
ARNG	37	±2	17	18	18	12	7	28	±3	2.6	±0.1	
USAR	26	±2	23	17	12	8	7	33	±4	2.4	±0.2	
USNR	30	±3	22	3	4	2	2	68	±6	1.7	±0.3	
USMCR	31	±3	19	7	5	6	3	60	±6	2.2	±0.3	
ANG	29	±3	15	9	9	6	4	57	±5	2.5	±0.2	
USAFR	22	±2	16	5	8	9	8	54	±5	2.7	±0.3	
Enlisted	31	±2	18	14	14	10	7	38	±3	2.6	±0.1	
E1 – E4	29	±3	15	14	16	11	9	35	±5	2.8	±0.2	
E5 – E9	32	±2	19	14	13	9	6	39	±3	2.5	±0.1	
Officers	31	±2	20	14	11	8	3	42	±3	2.3	±0.1	
O1 – O3	32	±3	21	16	15	9	3	36	±5	2.3	±0.2	
O4 – O6	29	±2	19	12	8	8	3	50	±4	2.3	±0.2	
Reserve Unit	34	±2	18	14	13	9	6	39	±2	2.5	±0.1	
Military Technician	31	±3	17	13	14	9	7	40	±6	2.6	±0.2	
AGR/FTS/AR	17	±3	21	11	12	11	4	42	±7	2.4	±0.3	
IMA	18	±4	21	4	3	2	0	69	±9	1.6	±0.3	
Not Activated Past 24 Months	NA		NA	NA	NA	NA	NA	NA		NA		
Activated Past 24 Months	64	±2	18	14	13	9	6	39	±2	2.5	±0.1	
Not Deployed Past 24 Months	NA		NA	NA	NA	NA	NA	NA		NA		
Deployed Past 24 Months	98	±1	18	14	13	9	6	39	±2	2.5	±0.1	
SPOUSE DEMOGRAPHICS												
Male	17	±3	20	8	12	7	2	51	±8	2.2	±0.3	
Female	33	±2	18	14	13	9	7	38	±2	2.5	±0.1	
No College/Some College	32	±2	17	13	13	10	8	39	±3	2.6	±0.1	
4-Year Degree	31	±2	19	15	14	8	5	40	±4	2.4	±0.1	
Graduate/Professional Degree	29	±3	21	17	11	8	3	41	±5	2.2	±0.2	
Non-Hispanic White	33	±2	18	15	14	9	5	39	±3	2.5	±0.1	
Total Minority	28	±2	18	11	11	10	10	39	±4	2.7	±0.2	
Non-Hispanic Black	25	±4	20	8	11	10	11	40	±7	2.7	±0.3	
Hispanic	30	±4	18	12	11	12	10	36	±6	2.8	±0.3	
30 Years Old or Younger	33	±3	14	15	16	9	8	38	±4	2.7	±0.2	
31 to 40 Years Old	31	±2	19	14	12	9	5	40	±4	2.4	±0.1	
More Than 40 Years Old	31	±2	20	13	12	9	6	40	±3	2.5	±0.1	
FAMILY STATUS												
With Child(ren)	31	±2	19	14	14	9	6	38	±3	2.5	±0.1	
Without Child(ren)	32	±3	16	14	12	10	6	42	±4	2.6	±0.2	

Note. Percent responding are Reserve component spouses who answered the question and whose husband/wife was activated and deployed in the past 24 months (Q13/Q14). Average Helpfulness does not include those who indicated the item was "Not applicable."
 NA: Not applicable

30. How helpful were the following during your spouse's most recent deployment cycle?

I. Deployment Support Programs (e.g., Yellow Ribbon Program)

	Percent Responding		Percentages						Max ME	Average Helpfulness		
			1	2	3	4	5	6				
MEMBER COMPONENT BY PAYGRADE												
ARNG Enlisted	37	±3	16	17	18	12	8	28	±4	2.7	±0.1	
E1 – E4	38	±4	14	15	19	13	11	29	±7	2.9	±0.2	
E5 – E9	37	±3	18	18	18	12	6	28	±5	2.6	±0.1	
ARNG Officers	37	±3	19	22	18	12	4	26	±5	2.4	±0.2	
O1 – O3	41	±5	19	21	21	12	4	23	±7	2.5	±0.2	
O4 – O6	33	±4	19	22	13	14	4	28	±8	2.5	±0.3	
USAR Enlisted	25	±3	23	18	13	8	8	30	±5	2.4	±0.2	
E1 – E4	19	±3	21	19	15	7	6	32	±10	2.4	±0.3	
E5 – E9	27	±3	24	18	11	8	9	30	±6	2.5	±0.2	
USAR Officers	30	±3	24	13	11	7	5	40	±6	2.2	±0.2	
O1 – O3	27	±4	26	12	14	7	2	38	±10	2.2	±0.3	
O4 – O6	31	±4	23	12	8	8	5	45	±7	2.3	±0.3	
USNR Enlisted	31	±4	22	2	4	2	2	68	±8	1.8	±0.4	
E1 – E4	22	±5	9	2	6	1	2	81	±12	NR		
E5 – E9	33	±5	24	2	4	2	2	66	±8	1.7	±0.4	
USNR Officers	27	±4	21	4	4	3	1	67	±8	1.7	±0.3	
O1 – O3	21	±4	27	5	NR	3	NR	65	±12	1.4	±0.4	
O4 – O6	30	±5	19	4	6	3	1	68	±9	1.8	±0.4	
USMCR Enlisted	32	±4	18	7	5	6	4	60	±7	2.3	±0.4	
E1 – E4	34	±5	13	9	5	4	4	65	±10	2.3	±0.5	
E5 – E9	30	±5	23	5	5	8	3	54	±11	2.2	±0.5	
USMCR Officers	28	±4	22	6	5	4	2	61	±8	1.9	±0.4	
O1 – O3	27	±7	27	13	NR	3	NR	57	±16	1.5	±0.5	
O4 – O6	27	±5	21	4	6	5	3	61	±10	2.1	±0.5	
ANG Enlisted	28	±4	15	9	10	6	5	56	±7	2.5	±0.3	
E1 – E4	23	±4	16	15	14	3	6	46	±11	2.4	±0.4	
E5 – E9	29	±4	15	8	9	6	5	57	±7	2.5	±0.3	
ANG Officers	31	±4	14	9	5	8	2	62	±7	2.3	±0.3	
O1 – O3	33	±4	14	11	5	6	3	61	±9	2.3	±0.4	
O4 – O6	29	±5	14	8	4	9	2	62	±9	2.3	±0.4	
USAFR Enlisted	23	±3	15	4	9	10	10	51	±6	2.9	±0.3	
E1 – E4	13	±4	14	NR	2	14	3	67	±15	2.8	±0.8	
E5 – E9	25	±3	15	5	9	10	11	49	±6	2.9	±0.3	
USAFR Officers	21	±3	19	8	5	5	3	60	±7	2.1	±0.3	
O1 – O3	20	±4	19	5	8	7	3	58	±12	2.3	±0.5	
O4 – O6	21	±3	19	9	4	4	3	61	±9	2.0	±0.4	

Note. Percent responding are Reserve component spouses who answered the question and whose husband/wife was activated and deployed in the past 24 months (Q13/Q14). Average Helpfulness does not include those who indicated the item was "Not applicable."

NR: Not reportable

30. How helpful were the following during your spouse's most recent deployment cycle?

m. Military Family Life Consultants (MFLC)

- 1. Not at all helpful
- 4. Very helpful

- 2. Sometimes helpful
- 5. Extremely helpful

- 3. Generally helpful
- 6. Not applicable

	Percent Responding		Percentages						Max ME	Average Helpfulness		
			1	2	3	4	5	6				
MEMBER DEMOGRAPHICS												
Total DoD	31	±1	19	3	5	2	2	69	±2	1.9	±0.1	
ARNG	37	±2	18	5	6	4	2	65	±3	2.1	±0.2	
USAR	26	±2	22	3	4	1	1	68	±4	1.6	±0.2	
USNR	30	±3	22	1	3	1	1	72	±6	1.5	±0.3	
USMCR	31	±3	20	1	2	1	1	74	±6	1.5	±0.3	
ANG	29	±3	15	1	2	1	1	80	±4	1.6	±0.3	
USAFR	22	±2	19	2	3	2	1	74	±5	1.7	±0.3	
Enlisted	31	±2	18	4	5	3	2	69	±2	1.9	±0.1	
E1 – E4	30	±3	16	4	5	3	2	70	±4	2.0	±0.2	
E5 – E9	32	±2	19	3	4	3	2	68	±3	1.9	±0.2	
Officers	31	±2	20	3	4	2	1	70	±3	1.7	±0.2	
O1 – O3	32	±3	19	3	6	2	1	69	±5	1.8	±0.3	
O4 – O6	29	±2	21	3	3	2	1	71	±4	1.5	±0.2	
Reserve Unit	34	±2	19	3	4	3	2	69	±2	1.9	±0.1	
Military Technician	31	±3	17	3	5	3	2	69	±5	2.1	±0.3	
AGR/FTS/AR	17	±3	18	4	8	2	1	68	±7	1.9	±0.3	
IMA	18	±4	24	0	2	0	0	73	±9	1.2	±0.2	
Not Activated Past 24 Months	NA		NA	NA	NA	NA	NA	NA		NA		
Activated Past 24 Months	63	±2	19	3	5	2	2	69	±2	1.9	±0.1	
Not Deployed Past 24 Months	NA		NA	NA	NA	NA	NA	NA		NA		
Deployed Past 24 Months	98	±1	19	3	5	2	2	69	±2	1.9	±0.1	
SPOUSE DEMOGRAPHICS												
Male	17	±3	19	4	7	1	0	69	±8	1.7	±0.3	
Female	33	±2	19	3	4	3	2	69	±2	1.9	±0.1	
No College/Some College	32	±2	18	4	5	3	2	68	±3	1.9	±0.2	
4-Year Degree	31	±2	18	3	4	2	1	71	±3	1.7	±0.2	
Graduate/Professional Degree	29	±3	21	3	3	2	1	69	±5	1.6	±0.2	
Non-Hispanic White	33	±2	18	4	4	2	1	71	±2	1.8	±0.1	
Total Minority	28	±2	20	3	5	4	3	66	±4	2.0	±0.2	
Non-Hispanic Black	25	±4	23	1	6	3	3	63	±8	2.0	±0.4	
Hispanic	30	±4	19	3	6	4	3	66	±6	2.1	±0.3	
30 Years Old or Younger	33	±3	14	3	4	2	2	74	±3	2.0	±0.2	
31 to 40 Years Old	31	±2	19	4	5	2	2	68	±3	1.9	±0.2	
More Than 40 Years Old	30	±2	22	3	4	3	1	67	±3	1.8	±0.2	
FAMILY STATUS												
With Child(ren)	31	±2	20	4	4	2	2	68	±2	1.8	±0.1	
Without Child(ren)	32	±3	15	3	5	3	1	73	±4	2.0	±0.2	

Note. Percent responding are Reserve component spouses who answered the question and whose husband/wife was activated and deployed in the past 24 months (Q13/Q14). Average Helpfulness does not include those who indicated the item was "Not applicable."

NA: Not applicable

30. How helpful were the following during your spouse's most recent deployment cycle?
 m. Military Family Life Consultants (MFLC)

	Percent Responding		Percentages						Max ME	Average Helpfulness		
			1	2	3	4	5	6				
MEMBER COMPONENT BY PAYGRADE												
ARNG Enlisted	37	±3	18	5	6	4	2	64	±4	2.1	±0.2	
E1 – E4	38	±4	14	5	7	4	3	68	±6	2.2	±0.3	
E5 – E9	37	±3	19	5	6	4	2	63	±4	2.0	±0.2	
ARNG Officers	37	±3	19	4	7	3	2	66	±5	2.0	±0.2	
O1 – O3	41	±5	17	3	9	2	3	66	±7	2.1	±0.4	
O4 – O6	33	±4	21	4	4	4	1	66	±8	1.8	±0.4	
USAR Enlisted	25	±3	21	3	4	1	1	69	±5	1.6	±0.2	
E1 – E4	20	±3	21	2	4	1	2	69	±9	1.7	±0.4	
E5 – E9	27	±3	22	4	4	1	1	69	±6	1.6	±0.2	
USAR Officers	31	±3	25	2	4	2	0	67	±5	1.5	±0.2	
O1 – O3	27	±4	25	4	3	3	0	65	±10	1.6	±0.4	
O4 – O6	31	±4	26	2	4	0	0	68	±7	1.3	±0.2	
USNR Enlisted	31	±4	23	1	3	1	1	71	±8	1.5	±0.3	
E1 – E4	22	±5	10	1	1	NR	NR	87	±11	NR		
E5 – E9	33	±5	25	1	3	2	1	69	±9	1.5	±0.3	
USNR Officers	27	±4	19	2	3	1	1	74	±7	1.5	±0.3	
O1 – O3	21	±4	24	1	2	2	NR	72	±11	1.3	±0.4	
O4 – O6	30	±5	18	3	3	1	1	75	±9	1.6	±0.4	
USMCR Enlisted	32	±4	19	1	2	1	1	76	±7	1.5	±0.4	
E1 – E4	34	±5	10	2	2	0	1	85	±8	1.7	±0.6	
E5 – E9	30	±5	28	1	1	2	2	66	±11	1.5	±0.4	
USMCR Officers	28	±4	26	1	1	1	2	69	±8	1.4	±0.4	
O1 – O3	27	±7	27	3	NR	NR	NR	70	±16	NR		
O4 – O6	27	±5	27	1	2	1	2	67	±10	1.5	±0.5	
ANG Enlisted	28	±4	15	1	2	1	1	80	±5	1.6	±0.4	
E1 – E4	23	±4	20	4	4	0	0	72	±11	1.4	±0.3	
E5 – E9	29	±4	14	1	1	1	1	81	±6	1.6	±0.5	
ANG Officers	30	±4	15	1	2	1	0	81	±6	1.4	±0.3	
O1 – O3	33	±4	15	0	3	0	1	81	±8	1.5	±0.5	
O4 – O6	29	±5	15	2	1	1	0	81	±8	1.4	±0.3	
USAFR Enlisted	23	±3	19	1	3	2	2	74	±6	1.8	±0.4	
E1 – E4	13	±4	17	NR	3	NR	2	79	±14	NR		
E5 – E9	25	±3	19	1	3	2	2	73	±6	1.8	±0.4	
USAFR Officers	21	±3	19	4	1	2	1	75	±7	1.5	±0.3	
O1 – O3	20	±4	13	2	NR	1	NR	84	±11	NR		
O4 – O6	21	±3	21	4	1	2	1	72	±8	1.5	±0.4	

Note. Percent responding are Reserve component spouses who answered the question and whose husband/wife was activated and deployed in the past 24 months (Q13/Q14). Average Helpfulness does not include those who indicated the item was "Not applicable."
 NR: Not reportable

30. How helpful were the following during your spouse's most recent deployment cycle?

n. Military chaplain

1. Not at all helpful
4. Very helpful

2. Sometimes helpful
5. Extremely helpful

3. Generally helpful
6. Not applicable

	Percent Responding		Percentages						Max ME	Average Helpfulness		
			1	2	3	4	5	6				
MEMBER DEMOGRAPHICS												
Total DoD	31	±1	18	4	5	3	2	68	±2	2.0	±0.1	
ARNG	37	±2	18	5	5	4	3	65	±3	2.1	±0.2	
USAR	26	±2	21	3	5	2	3	66	±4	1.9	±0.2	
USNR	30	±3	22	1	3	3	1	70	±6	1.6	±0.3	
USMCR	31	±3	18	1	2	2	2	75	±6	1.7	±0.3	
ANG	29	±3	15	3	3	2	2	75	±5	1.9	±0.3	
USAFR	22	±2	18	1	3	2	1	75	±4	1.7	±0.3	
Enlisted	31	±2	18	4	5	3	2	68	±3	2.0	±0.1	
E1 – E4	30	±3	14	3	6	3	3	71	±4	2.2	±0.2	
E5 – E9	32	±2	19	4	4	3	2	67	±3	1.9	±0.2	
Officers	31	±2	20	4	4	2	1	68	±3	1.8	±0.2	
O1 – O3	32	±3	20	5	6	2	1	65	±5	1.8	±0.2	
O4 – O6	29	±2	19	4	3	2	1	71	±4	1.7	±0.2	
Reserve Unit	34	±2	18	4	5	3	2	68	±2	2.0	±0.1	
Military Technician	31	±3	17	4	4	3	3	68	±5	2.1	±0.3	
AGR/FTS/AR	17	±3	19	5	5	2	1	67	±7	1.8	±0.3	
IMA	18	±4	22	1	3	0	1	73	±9	1.4	±0.4	
Not Activated Past 24 Months	NA		NA	NA	NA	NA	NA	NA		NA		
Activated Past 24 Months	63	±2	18	4	5	3	2	68	±2	2.0	±0.1	
Not Deployed Past 24 Months	NA		NA	NA	NA	NA	NA	NA		NA		
Deployed Past 24 Months	98	±1	18	4	5	3	2	68	±2	2.0	±0.1	
SPOUSE DEMOGRAPHICS												
Male	17	±3	17	6	8	4	4	61	±8	2.3	±0.4	
Female	33	±2	18	4	4	3	2	68	±2	1.9	±0.1	
No College/Some College	32	±2	18	4	5	4	3	66	±3	2.1	±0.2	
4-Year Degree	31	±2	18	3	4	2	1	72	±3	1.8	±0.2	
Graduate/Professional Degree	29	±3	21	4	4	2	1	67	±5	1.8	±0.3	
Non-Hispanic White	33	±2	18	4	4	3	2	69	±2	1.9	±0.1	
Total Minority	27	±2	19	3	5	4	3	65	±4	2.1	±0.2	
Non-Hispanic Black	25	±4	22	3	5	4	3	63	±8	2.0	±0.4	
Hispanic	30	±4	19	3	7	4	4	64	±6	2.2	±0.3	
30 Years Old or Younger	33	±3	13	4	4	3	2	73	±3	2.2	±0.2	
31 to 40 Years Old	31	±2	19	4	5	3	2	67	±3	1.9	±0.2	
More Than 40 Years Old	30	±2	21	4	5	3	2	65	±3	1.9	±0.2	
FAMILY STATUS												
With Child(ren)	31	±2	19	4	5	3	2	67	±2	1.9	±0.1	
Without Child(ren)	32	±3	16	4	4	3	2	71	±4	2.0	±0.2	

Note. Percent responding are Reserve component spouses who answered the question and whose husband/wife was activated and deployed in the past 24 months (Q13/Q14). Average Helpfulness does not include those who indicated the item was "Not applicable."

NA: Not applicable

30. How helpful were the following during your spouse's most recent deployment cycle?

n. Military chaplain

	Percent Responding		Percentages						Max ME	Average Helpfulness		
			1	2	3	4	5	6				
MEMBER COMPONENT BY PAYGRADE												
ARNG Enlisted	37	±3	17	5	5	4	3	65	±4	2.1	±0.2	
E1 – E4	38	±4	13	4	7	4	3	70	±5	2.4	±0.3	
E5 – E9	37	±3	20	6	5	4	3	63	±4	2.0	±0.2	
ARNG Officers	37	±3	20	6	6	3	1	63	±5	1.9	±0.2	
O1 – O3	41	±5	21	6	8	2	2	60	±8	1.9	±0.3	
O4 – O6	33	±4	18	7	2	4	1	67	±8	1.9	±0.4	
USAR Enlisted	25	±3	20	3	5	2	3	65	±5	2.0	±0.3	
E1 – E4	20	±3	20	3	5	3	4	67	±10	2.1	±0.5	
E5 – E9	27	±3	20	4	6	2	3	65	±6	2.0	±0.3	
USAR Officers	31	±3	23	3	5	2	0	67	±5	1.6	±0.2	
O1 – O3	27	±4	21	5	6	3	1	65	±9	1.8	±0.4	
O4 – O6	31	±4	25	3	4	1	0	67	±7	1.4	±0.2	
USNR Enlisted	31	±4	23	1	3	3	1	69	±8	1.6	±0.4	
E1 – E4	22	±5	10	NR	7	NR	2	81	±12	2.1	±0.7	
E5 – E9	33	±5	26	1	3	3	1	67	±9	1.5	±0.4	
USNR Officers	27	±4	20	2	2	3	1	73	±7	1.7	±0.4	
O1 – O3	22	±4	23	3	NR	3	2	70	±11	1.6	±0.5	
O4 – O6	30	±5	19	2	2	3	1	74	±9	1.7	±0.5	
USMCR Enlisted	32	±4	16	1	3	2	2	76	±7	1.8	±0.4	
E1 – E4	34	±5	7	1	3	1	3	86	±8	2.4	±0.8	
E5 – E9	30	±5	25	1	3	2	1	67	±11	1.6	±0.4	
USMCR Officers	27	±4	23	2	0	1	1	73	±8	1.3	±0.4	
O1 – O3	26	±7	24	3	NR	NR	NR	73	±17	NR		
O4 – O6	27	±5	24	2	0	1	2	71	±10	1.4	±0.5	
ANG Enlisted	28	±4	15	3	4	2	2	74	±6	1.9	±0.4	
E1 – E4	23	±4	20	4	2	1	1	71	±11	1.6	±0.4	
E5 – E9	29	±4	15	3	4	2	2	75	±7	1.9	±0.4	
ANG Officers	30	±4	13	3	3	2	2	77	±6	1.9	±0.4	
O1 – O3	33	±4	14	3	3	0	2	78	±9	1.7	±0.5	
O4 – O6	29	±5	13	3	2	3	2	77	±9	2.1	±0.6	
USAFR Enlisted	23	±3	18	1	3	2	1	75	±5	1.8	±0.3	
E1 – E4	13	±4	20	2	NR	9	NR	70	±23	NR		
E5 – E9	25	±3	18	0	4	1	1	75	±6	1.7	±0.3	
USAFR Officers	21	±3	17	4	3	1	1	74	±7	1.7	±0.3	
O1 – O3	20	±4	14	7	2	2	NR	76	±12	1.6	±0.5	
O4 – O6	21	±3	18	2	4	1	2	74	±8	1.7	±0.4	

Note. Percent responding are Reserve component spouses who answered the question and whose husband/wife was activated and deployed in the past 24 months (Q13/Q14). Average Helpfulness does not include those who indicated the item was "Not applicable."

NR: Not reportable

30. How helpful were the following during your spouse's most recent deployment cycle?

o. Local church/congregation

1. Not at all helpful
4. Very helpful

2. Sometimes helpful
5. Extremely helpful

3. Generally helpful
6. Not applicable

	Percent Responding		Percentages						Max ME	Average Helpfulness		
			1	2	3	4	5	6				
MEMBER DEMOGRAPHICS												
Total DoD	31	±1	9	11	13	12	13	43	±2	3.2	±0.1	
ARNG	37	±2	8	11	13	13	15	41	±3	3.3	±0.1	
USAR	26	±2	12	11	13	12	11	42	±4	3.0	±0.2	
USNR	30	±3	13	9	11	10	11	45	±6	2.9	±0.3	
USMCR	31	±3	11	10	10	10	11	48	±6	3.0	±0.3	
ANG	29	±3	8	11	11	10	12	47	±6	3.1	±0.2	
USAFR	22	±2	8	10	14	11	13	44	±5	3.2	±0.2	
Enlisted	31	±2	9	10	12	11	13	44	±3	3.2	±0.1	
E1 – E4	30	±3	9	8	12	11	12	48	±5	3.2	±0.2	
E5 – E9	32	±2	9	11	12	11	13	43	±3	3.1	±0.1	
Officers	31	±2	9	12	15	14	13	36	±3	3.2	±0.1	
O1 – O3	32	±3	7	13	15	14	15	37	±5	3.3	±0.2	
O4 – O6	29	±2	10	12	15	14	13	36	±4	3.1	±0.2	
Reserve Unit	34	±2	9	10	12	12	13	43	±2	3.2	±0.1	
Military Technician	31	±3	8	14	13	9	12	44	±6	3.1	±0.2	
AGR/FTS/AR	17	±3	11	12	16	13	12	36	±7	3.1	±0.3	
IMA	18	±4	12	16	16	11	9	37	±10	2.9	±0.4	
Not Activated Past 24 Months	NA		NA	NA	NA	NA	NA	NA		NA		
Activated Past 24 Months	63	±2	9	11	13	12	13	43	±2	3.2	±0.1	
Not Deployed Past 24 Months	NA		NA	NA	NA	NA	NA	NA		NA		
Deployed Past 24 Months	98	±1	9	11	13	12	13	43	±2	3.2	±0.1	
SPOUSE DEMOGRAPHICS												
Male	17	±3	11	7	12	8	8	55	±8	2.9	±0.4	
Female	33	±2	9	11	13	12	14	42	±2	3.2	±0.1	
No College/Some College	32	±2	10	10	11	11	13	45	±3	3.1	±0.1	
4-Year Degree	32	±2	8	11	15	13	14	40	±4	3.2	±0.2	
Graduate/Professional Degree	29	±3	10	11	16	13	12	37	±5	3.1	±0.2	
Non-Hispanic White	33	±2	9	11	13	11	13	43	±3	3.1	±0.1	
Total Minority	28	±2	10	10	11	13	14	42	±4	3.2	±0.2	
Non-Hispanic Black	25	±4	11	9	15	16	16	34	±8	3.3	±0.3	
Hispanic	30	±4	9	10	10	13	15	42	±6	3.3	±0.3	
30 Years Old or Younger	33	±3	7	11	12	10	12	48	±4	3.2	±0.2	
31 to 40 Years Old	31	±2	9	10	13	12	13	44	±3	3.2	±0.2	
More Than 40 Years Old	30	±2	10	11	13	13	14	38	±3	3.2	±0.2	
FAMILY STATUS												
With Child(ren)	31	±2	9	11	13	12	14	41	±3	3.2	±0.1	
Without Child(ren)	32	±3	8	9	12	10	11	49	±4	3.1	±0.2	

Note. Percent responding are Reserve component spouses who answered the question and whose husband/wife was activated and deployed in the past 24 months (Q13/Q14). Average Helpfulness does not include those who indicated the item was "Not applicable."

NA: Not applicable

30. How helpful were the following during your spouse's most recent deployment cycle?

o. Local church/congregation

	Percent Responding		Percentages						Max ME	Average Helpfulness		
			1	2	3	4	5	6				
MEMBER COMPONENT BY PAYGRADE												
ARNG Enlisted	37	±3	8	10	12	12	15	42	±4	3.3	±0.2	
E1 – E4	38	±4	8	7	12	12	15	46	±7	3.3	±0.3	
E5 – E9	37	±3	8	11	13	12	15	41	±4	3.3	±0.2	
ARNG Officers	37	±3	8	13	16	15	14	34	±5	3.2	±0.2	
O1 – O3	41	±5	5	14	17	15	17	31	±7	3.4	±0.3	
O4 – O6	33	±4	9	14	17	14	12	35	±8	3.1	±0.3	
USAR Enlisted	25	±3	12	10	12	11	11	44	±5	3.0	±0.2	
E1 – E4	19	±3	13	9	13	10	5	51	±10	2.7	±0.4	
E5 – E9	28	±3	12	10	12	11	13	42	±6	3.1	±0.3	
USAR Officers	31	±3	11	12	16	14	11	36	±6	3.0	±0.2	
O1 – O3	27	±4	10	12	14	16	9	39	±10	3.0	±0.3	
O4 – O6	32	±4	12	12	17	14	11	34	±7	3.0	±0.3	
USNR Enlisted	31	±4	15	8	11	7	10	48	±8	2.8	±0.4	
E1 – E4	21	±5	12	2	16	2	10	58	±13	2.9	±0.6	
E5 – E9	33	±5	15	9	10	8	10	47	±9	2.8	±0.4	
USNR Officers	28	±4	10	11	12	15	15	37	±8	3.2	±0.3	
O1 – O3	22	±4	10	10	10	13	16	41	±12	3.3	±0.5	
O4 – O6	31	±5	11	11	13	15	15	36	±9	3.2	±0.4	
USMCR Enlisted	32	±4	11	9	10	8	11	51	±7	3.0	±0.3	
E1 – E4	34	±5	6	9	11	8	10	55	±10	3.2	±0.4	
E5 – E9	30	±5	17	10	8	9	11	46	±11	2.8	±0.5	
USMCR Officers	28	±4	11	12	11	17	10	38	±8	3.0	±0.3	
O1 – O3	27	±7	17	12	9	NR	6	55	±16	2.3	±0.7	
O4 – O6	27	±5	10	13	14	22	10	31	±10	3.1	±0.3	
ANG Enlisted	28	±4	8	12	10	10	11	49	±7	3.1	±0.3	
E1 – E4	23	±4	14	10	5	8	8	55	±11	2.7	±0.5	
E5 – E9	29	±4	7	12	11	10	11	49	±7	3.1	±0.3	
ANG Officers	30	±3	9	9	15	10	17	39	±7	3.3	±0.3	
O1 – O3	33	±4	6	10	14	7	17	45	±9	3.4	±0.4	
O4 – O6	29	±5	10	8	16	12	17	36	±9	3.3	±0.4	
USAFR Enlisted	23	±3	8	9	15	10	14	43	±6	3.2	±0.2	
E1 – E4	13	±4	3	15	12	16	15	40	±19	3.4	±0.5	
E5 – E9	25	±3	9	9	16	10	14	44	±7	3.2	±0.3	
USAFR Officers	21	±3	8	13	12	12	11	44	±7	3.1	±0.3	
O1 – O3	20	±4	8	8	14	10	11	49	±12	3.2	±0.5	
O4 – O6	21	±3	8	15	11	13	11	43	±9	3.1	±0.3	

Note. Percent responding are Reserve component spouses who answered the question and whose husband/wife was activated and deployed in the past 24 months (Q13/Q14). Average Helpfulness does not include those who indicated the item was "Not applicable."

NR: Not reportable

30. How helpful were the following during your spouse's most recent deployment cycle?

p. Other unit member(s) and/or their family

- 1. Not at all helpful
- 2. Sometimes helpful
- 3. Generally helpful
- 4. Very helpful
- 5. Extremely helpful
- 6. Not applicable






































	Percent Responding		Percentages						Max ME	Average Helpfulness		
			1	2	3	4	5	6				
MEMBER DEMOGRAPHICS												
Total DoD	31	±1	16	12	12	10	9	41	±2	2.7	±0.1	
ARNG	37	±2	14	14	14	12	10	35	±3	2.9	±0.1	
USAR	26	±2	21	12	10	7	8	44	±4	2.5	±0.2	
USNR	30	±3	20	8	8	7	6	52	±6	2.4	±0.3	
USMCR	31	±3	17	11	9	11	11	42	±6	2.8	±0.3	
ANG	29	±3	13	10	13	10	7	47	±6	2.8	±0.2	
USAFR	22	±2	13	10	10	7	9	51	±5	2.8	±0.2	
Enlisted	31	±2	15	12	12	11	10	40	±3	2.8	±0.1	
E1 – E4	30	±3	13	11	10	12	11	42	±5	3.0	±0.2	
E5 – E9	32	±2	16	12	13	10	9	40	±3	2.8	±0.1	
Officers	31	±2	18	13	11	8	6	44	±3	2.5	±0.1	
O1 – O3	32	±3	18	15	13	8	6	40	±5	2.5	±0.2	
O4 – O6	29	±2	18	10	10	6	6	50	±4	2.4	±0.2	
Reserve Unit	34	±2	16	12	12	10	9	41	±2	2.7	±0.1	
Military Technician	31	±3	13	12	15	11	9	40	±6	2.8	±0.2	
AGR/FTS/AR	17	±3	14	15	15	11	10	35	±7	2.8	±0.2	
IMA	18	±4	15	7	7	3	1	67	±9	2.0	±0.3	
Not Activated Past 24 Months	NA		NA	NA	NA	NA	NA	NA		NA		
Activated Past 24 Months	63	±2	16	12	12	10	9	41	±2	2.7	±0.1	
Not Deployed Past 24 Months	NA		NA	NA	NA	NA	NA	NA		NA		
Deployed Past 24 Months	98	±1	16	12	12	10	9	41	±2	2.7	±0.1	
SPOUSE DEMOGRAPHICS												
Male	17	±3	16	11	10	5	4	54	±8	2.3	±0.3	
Female	33	±2	16	12	12	10	9	40	±2	2.8	±0.1	
No College/Some College	32	±2	15	12	12	10	11	40	±3	2.8	±0.1	
4-Year Degree	31	±2	15	11	14	10	7	43	±4	2.7	±0.2	
Graduate/Professional Degree	29	±3	17	13	11	9	6	44	±5	2.5	±0.2	
Non-Hispanic White	33	±2	16	12	13	10	9	41	±3	2.8	±0.1	
Total Minority	27	±2	15	12	11	9	8	44	±4	2.7	±0.2	
Non-Hispanic Black	24	±4	17	9	11	8	9	46	±7	2.7	±0.3	
Hispanic	30	±4	14	13	12	10	9	43	±6	2.8	±0.3	
30 Years Old or Younger	33	±3	11	11	13	12	13	40	±4	3.1	±0.2	
31 to 40 Years Old	31	±2	16	13	12	9	9	41	±3	2.7	±0.1	
More Than 40 Years Old	30	±2	18	12	11	10	7	42	±3	2.6	±0.1	
FAMILY STATUS												
With Child(ren)	31	±2	17	13	11	9	9	41	±3	2.7	±0.1	
Without Child(ren)	32	±3	12	10	14	12	8	44	±4	2.9	±0.2	

Note. Percent responding are Reserve component spouses who answered the question and whose husband/wife was activated and deployed in the past 24 months (Q13/Q14). Average Helpfulness does not include those who indicated the item was "Not applicable."

NA: Not applicable

30. How helpful were the following during your spouse's most recent deployment cycle?

p. Other unit member(s) and/or their family

	Percent Responding		Percentages						Max ME	Average Helpfulness		
			1	2	3	4	5	6				
MEMBER COMPONENT BY PAYGRADE												
ARNG Enlisted	37	±3	14	13	14	13	11	35	±4	2.9	±0.1	
E1 – E4	38	±4	12	10	12	15	11	41	±7	3.1	±0.2	
E5 – E9	36	±3	14	15	15	13	11	33	±4	2.9	±0.2	
ARNG Officers	37	±3	16	18	14	9	7	36	±5	2.6	±0.2	
O1 – O3	41	±5	16	18	17	10	6	33	±8	2.6	±0.3	
O4 – O6	32	±4	14	17	11	4	8	46	±8	2.5	±0.3	
USAR Enlisted	25	±3	19	12	10	7	10	42	±5	2.6	±0.2	
E1 – E4	20	±3	18	13	8	7	12	42	±10	2.7	±0.4	
E5 – E9	27	±3	20	12	11	7	9	42	±6	2.5	±0.3	
USAR Officers	30	±3	24	10	9	6	4	47	±6	2.2	±0.2	
O1 – O3	26	±4	23	12	10	6	4	44	±10	2.2	±0.3	
O4 – O6	31	±4	25	7	7	5	4	52	±7	2.1	±0.3	
USNR Enlisted	31	±4	20	8	9	7	6	51	±8	2.4	±0.3	
E1 – E4	22	±5	10	10	6	4	6	64	±13	2.6	±0.6	
E5 – E9	33	±5	21	8	9	7	5	49	±9	2.4	±0.3	
USNR Officers	28	±4	19	6	7	8	6	54	±8	2.5	±0.4	
O1 – O3	22	±4	23	10	5	7	3	53	±12	2.1	±0.5	
O4 – O6	30	±5	18	5	7	7	8	54	±9	2.6	±0.5	
USMCR Enlisted	32	±4	15	13	10	12	13	38	±7	2.9	±0.3	
E1 – E4	34	±5	9	15	12	13	20	31	±9	3.3	±0.4	
E5 – E9	30	±5	22	10	7	11	6	44	±11	2.5	±0.4	
USMCR Officers	28	±4	22	4	5	8	5	55	±8	2.3	±0.4	
O1 – O3	27	±7	30	3	3	7	6	51	±16	2.1	±0.7	
O4 – O6	27	±5	21	5	6	7	6	55	±10	2.4	±0.5	
ANG Enlisted	28	±4	13	9	13	10	8	47	±7	2.8	±0.3	
E1 – E4	23	±4	16	8	6	10	9	51	±11	2.8	±0.5	
E5 – E9	29	±4	13	9	14	10	8	47	±7	2.8	±0.3	
ANG Officers	30	±4	13	11	14	10	6	47	±7	2.7	±0.3	
O1 – O3	32	±4	14	9	9	8	8	52	±9	2.7	±0.4	
O4 – O6	29	±5	13	12	16	10	5	44	±9	2.7	±0.3	
USAFR Enlisted	23	±3	12	10	11	8	9	50	±6	2.8	±0.3	
E1 – E4	13	±4	7	13	8	6	4	61	±19	2.6	±0.6	
E5 – E9	25	±3	13	9	11	8	10	49	±7	2.9	±0.3	
USAFR Officers	21	±3	15	9	9	5	7	55	±7	2.6	±0.3	
O1 – O3	20	±4	12	9	11	6	11	49	±12	2.9	±0.5	
O4 – O6	21	±3	15	9	9	5	6	56	±9	2.5	±0.4	

Note. Percent responding are Reserve component spouses who answered the question and whose husband/wife was activated and deployed in the past 24 months (Q13/Q14). Average Helpfulness does not include those who indicated the item was "Not applicable."

30. How helpful were the following during your spouse's most recent deployment cycle?

q. Other

1. Not at all helpful
4. Very helpful

2. Sometimes helpful
5. Extremely helpful

3. Generally helpful
6. Not applicable

	Percent Responding		Percentages						Max ME	Average Helpfulness		
			1	2	3	4	5	6				
MEMBER DEMOGRAPHICS												
Total DoD	27	±1	7	2	3	2	2	84	±2	2.4	±0.2	
ARNG	31	±2	6	3	4	2	3	82	±3	2.6	±0.3	
USAR	23	±2	10	2	3	1	2	82	±4	2.1	±0.3	
USNR	26	±3	10	1	2	2	1	84	±5	1.9	±0.4	
USMCR	28	±3	8	0	2	1	4	86	±5	2.5	±0.7	
ANG	25	±3	7	1	1	0	2	89	±4	2.0	±0.5	
USAFR	20	±2	6	2	1	1	2	88	±4	2.4	±0.5	
Enlisted	27	±2	7	2	3	2	3	83	±2	2.4	±0.2	
E1 – E4	27	±3	7	1	3	2	2	85	±4	2.5	±0.4	
E5 – E9	27	±2	7	3	3	2	3	83	±3	2.4	±0.2	
Officers	26	±2	8	1	3	1	2	85	±3	2.2	±0.3	
O1 – O3	28	±3	8	2	4	1	2	84	±4	2.2	±0.4	
O4 – O6	24	±2	7	1	2	1	2	87	±3	2.2	±0.3	
Reserve Unit	29	±2	7	2	3	2	2	84	±2	2.4	±0.2	
Military Technician	27	±3	7	3	3	1	1	86	±5	2.1	±0.4	
AGR/FTS/AR	15	±2	8	4	4	1	2	83	±7	2.1	±0.4	
IMA	16	±3	8	1	0	1	1	89	±7	1.8	±0.7	
Not Activated Past 24 Months	NA		NA	NA	NA	NA	NA	NA		NA		
Activated Past 24 Months	54	±2	7	2	3	2	2	84	±2	2.4	±0.2	
Not Deployed Past 24 Months	NA		NA	NA	NA	NA	NA	NA		NA		
Deployed Past 24 Months	84	±2	7	2	3	2	2	84	±2	2.4	±0.2	
SPOUSE DEMOGRAPHICS												
Male	16	±3	7	1	3	1	1	86	±5	2.1	±0.4	
Female	28	±1	7	2	3	2	3	84	±2	2.4	±0.2	
No College/Some College	28	±2	7	2	3	2	3	83	±3	2.4	±0.2	
4-Year Degree	27	±2	8	2	3	1	2	85	±3	2.2	±0.3	
Graduate/Professional Degree	24	±3	6	1	3	1	3	87	±4	2.5	±0.5	
Non-Hispanic White	28	±2	7	1	3	1	2	86	±2	2.3	±0.2	
Total Minority	24	±2	8	4	4	2	3	79	±4	2.4	±0.3	
Non-Hispanic Black	20	±3	9	1	5	4	4	76	±9	2.7	±0.6	
Hispanic	27	±4	6	6	4	1	3	81	±7	2.4	±0.3	
30 Years Old or Younger	30	±3	5	2	4	2	2	85	±4	2.6	±0.3	
31 to 40 Years Old	26	±2	7	2	2	1	2	85	±3	2.3	±0.3	
More Than 40 Years Old	25	±2	8	2	2	2	3	82	±3	2.3	±0.3	
FAMILY STATUS												
With Child(ren)	26	±2	8	2	3	1	2	84	±2	2.3	±0.2	
Without Child(ren)	28	±2	6	1	3	2	2	85	±3	2.5	±0.3	

Note. Percent responding are Reserve component spouses who answered the question and whose husband/wife was activated and deployed in the past 24 months (Q13/Q14). Average Helpfulness does not include those who indicated the item was "Not applicable."

NA: Not applicable

30. How helpful were the following during your spouse's most recent deployment cycle?

q. Other

	Percent Responding		Percentages						Max ME	Average Helpfulness		
			1	2	3	4	5	6				
MEMBER COMPONENT BY PAYGRADE												
ARNG Enlisted	32	±2	6	3	4	2	3	81	±4	2.7	±0.3	
E1 – E4	34	±4	7	1	3	3	3	82	±6	2.7	±0.5	
E5 – E9	31	±3	6	5	4	2	3	80	±5	2.6	±0.3	
ARNG Officers	29	±3	7	1	2	1	2	87	±4	2.2	±0.5	
O1 – O3	34	±5	7	1	4	0	2	86	±7	2.1	±0.7	
O4 – O6	24	±4	5	0	1	1	2	91	±5	2.4	±0.8	
USAR Enlisted	22	±2	10	2	3	1	2	83	±5	2.0	±0.4	
E1 – E4	19	±3	8	1	3	1	1	86	±11	1.9	±0.7	
E5 – E9	23	±3	11	2	3	1	3	81	±6	2.1	±0.5	
USAR Officers	25	±3	10	2	4	1	2	81	±5	2.1	±0.4	
O1 – O3	24	±4	11	3	5	1	2	78	±9	2.1	±0.5	
O4 – O6	25	±3	9	2	2	2	1	84	±6	2.0	±0.5	
USNR Enlisted	28	±4	11	1	2	2	0	84	±7	1.8	±0.5	
E1 – E4	20	±5	9	NR	NR	2	NR	90	±11	NR		
E5 – E9	29	±5	11	1	2	2	0	83	±8	1.8	±0.6	
USNR Officers	24	±4	8	1	3	1	3	84	±7	2.4	±0.7	
O1 – O3	20	±4	9	NR	1	1	NR	88	±10	NR		
O4 – O6	26	±5	7	2	4	1	3	82	±9	2.5	±0.8	
USMCR Enlisted	29	±4	7	0	2	0	4	86	±6	2.6	±0.8	
E1 – E4	30	±5	4	0	3	0	3	89	±8	NR		
E5 – E9	29	±5	10	0	1	1	5	84	±10	NR		
USMCR Officers	24	±4	11	1	1	1	3	83	±8	2.0	±0.7	
O1 – O3	24	±7	11	NR	NR	NR	NR	89	±16	NR		
O4 – O6	24	±5	12	2	1	2	3	81	±10	2.0	±0.8	
ANG Enlisted	25	±3	7	1	1	0	2	90	±5	2.0	±0.6	
E1 – E4	20	±4	7	1	1	0	1	90	±10	NR		
E5 – E9	26	±4	7	1	1	0	2	89	±5	2.0	±0.7	
ANG Officers	26	±3	7	0	2	0	2	89	±5	2.1	±0.6	
O1 – O3	28	±4	7	0	2	1	4	86	±8	2.6	±0.9	
O4 – O6	25	±4	7	1	2	0	1	90	±7	NR		
USAFR Enlisted	21	±2	6	1	1	1	2	88	±5	2.4	±0.6	
E1 – E4	11	±4	4	2	NR	NR	NR	94	±11	NR		
E5 – E9	23	±3	6	1	1	1	3	88	±5	2.4	±0.6	
USAFR Officers	18	±3	5	3	1	2	2	88	±6	2.5	±0.7	
O1 – O3	19	±4	3	7	NR	2	4	84	±11	NR		
O4 – O6	18	±3	5	1	1	2	2	89	±7	2.4	±0.8	

Note. Percent responding are Reserve component spouses who answered the question and whose husband/wife was activated and deployed in the past 24 months (Q13/Q14). Average Helpfulness does not include those who indicated the item was "Not applicable."

NR: Not reportable

31. How important are each of the following to you in being able to cope with deployment(s)?

a. My ability to communicate with my spouse

1. Not important
4. Important

2. Somewhat important
5. Very important

3. Moderately important

	Percent Responding		Percentages					Max ME	Average Importance		
			1	2	3	4	5				
MEMBER DEMOGRAPHICS											
Total DoD	31	±1	0	1	2	10	87	±2	4.8	±0.1	
ARNG	38	±2	0	1	2	8	89	±2	4.8	±0.1	
USAR	26	±2	0	1	1	10	88	±3	4.8	±0.1	
USNR	31	±3	0	1	2	11	86	±5	4.8	±0.1	
USMCR	31	±3	0	1	3	9	88	±4	4.8	±0.1	
ANG	29	±3	0	1	2	12	85	±5	4.8	±0.1	
USAFR	23	±2	1	1	3	11	84	±4	4.8	±0.1	
Enlisted	31	±2	0	1	2	9	88	±2	4.8	±0.1	
E1 – E4	30	±3	0	1	1	6	93	±3	4.9	±0.1	
E5 – E9	32	±2	0	1	2	10	87	±2	4.8	±0.1	
Officers	31	±2	0	1	2	12	84	±2	4.8	±0.1	
O1 – O3	32	±3	0	1	2	11	86	±4	4.8	±0.1	
O4 – O6	29	±2	1	1	3	14	82	±3	4.7	±0.1	
Reserve Unit	34	±2	0	1	2	9	88	±2	4.8	±0.1	
Military Technician	31	±3	0	1	3	10	85	±5	4.8	±0.1	
AGR/FTS/AR	17	±3	0	1	1	13	86	±6	4.8	±0.1	
IMA	19	±4	1	1	4	16	78	±9	4.7	±0.2	
Not Activated Past 24 Months	NA		NA	NA	NA	NA	NA		NA		
Activated Past 24 Months	64	±2	0	1	2	10	87	±2	4.8	±0.1	
Not Deployed Past 24 Months	NA		NA	NA	NA	NA	NA		NA		
Deployed Past 24 Months	99	±1	0	1	2	10	87	±2	4.8	±0.1	
SPOUSE DEMOGRAPHICS											
Male	17	±3	2	1	3	14	80	±6	4.7	±0.1	
Female	33	±2	0	1	2	9	88	±2	4.8	±0.1	
No College/Some College	32	±2	0	1	1	10	88	±2	4.8	±0.1	
4-Year Degree	32	±2	0	1	2	10	87	±3	4.8	±0.1	
Graduate/Professional Degree	29	±3	0	1	2	10	87	±3	4.8	±0.1	
Non-Hispanic White	33	±2	0	1	2	10	87	±2	4.8	±0.1	
Total Minority	28	±2	1	1	1	9	88	±3	4.8	±0.1	
Non-Hispanic Black	25	±4	1	1	2	10	86	±7	4.8	±0.1	
Hispanic	31	±4	0	1	1	8	91	±4	4.9	±0.1	
30 Years Old or Younger	33	±3	0	0	1	6	92	±3	4.9	±0.1	
31 to 40 Years Old	31	±2	0	1	2	10	87	±3	4.8	±0.1	
More Than 40 Years Old	31	±2	0	1	2	12	85	±3	4.8	±0.1	
FAMILY STATUS											
With Child(ren)	31	±2	0	1	2	10	87	±2	4.8	±0.1	
Without Child(ren)	32	±3	1	1	1	9	89	±3	4.8	±0.1	

Note. Percent responding are Reserve component spouses who answered the question and whose husband/wife was activated and deployed in the past 24 months (Q13/Q14).

NA: Not applicable

31. How important are each of the following to you in being able to cope with deployment(s)?

a. My ability to communicate with my spouse

	Percent Responding		Percentages					Max ME	Average Importance		
			1	2	3	4	5				
MEMBER COMPONENT BY PAYGRADE											
ARNG Enlisted	38	±3	0	1	1	8	89	±3	4.8	±0.1	
E1 – E4	38	±4	1	1	1	6	92	±4	4.9	±0.1	
E5 – E9	37	±3	0	1	2	9	87	±3	4.8	±0.1	
ARNG Officers	37	±3	0	1	2	9	87	±4	4.8	±0.1	
O1 – O3	40	±5	0	0	2	8	90	±5	4.9	±0.1	
O4 – O6	33	±4	1	0	2	10	87	±6	4.8	±0.1	
USAR Enlisted	25	±3	0	1	1	9	90	±3	4.9	±0.1	
E1 – E4	20	±3	0	0	0	6	94	±5	4.9	±0.1	
E5 – E9	28	±3	0	1	1	10	89	±4	4.9	±0.1	
USAR Officers	31	±3	0	2	3	13	82	±5	4.7	±0.1	
O1 – O3	27	±4	0	0	2	15	82	±9	4.8	±0.1	
O4 – O6	31	±4	0	2	4	14	80	±6	4.7	±0.1	
USNR Enlisted	32	±4	0	1	3	10	86	±6	4.8	±0.1	
E1 – E4	21	±5	NR	NR	1	6	93	±9	4.9	±0.1	
E5 – E9	34	±5	0	1	3	11	85	±7	4.8	±0.1	
USNR Officers	28	±4	0	1	1	13	85	±6	4.8	±0.1	
O1 – O3	23	±5	0	1	0	15	84	±10	4.8	±0.1	
O4 – O6	30	±5	0	1	1	12	85	±8	4.8	±0.1	
USMCR Enlisted	32	±4	0	0	3	6	90	±5	4.9	±0.1	
E1 – E4	34	±5	0	0	1	5	94	±7	4.9	±0.1	
E5 – E9	30	±5	0	1	5	7	87	±9	4.8	±0.2	
USMCR Officers	28	±4	0	2	2	17	79	±8	4.7	±0.1	
O1 – O3	27	±7	NR	3	NR	13	84	±15	4.8	±0.2	
O4 – O6	28	±5	0	2	3	18	77	±10	4.7	±0.2	
ANG Enlisted	29	±4	0	0	2	11	87	±6	4.8	±0.1	
E1 – E4	23	±4	1	1	2	3	93	±9	4.9	±0.2	
E5 – E9	29	±4	0	0	2	12	86	±6	4.8	±0.1	
ANG Officers	31	±3	1	2	3	16	78	±7	4.7	±0.1	
O1 – O3	33	±4	2	3	5	12	78	±9	4.6	±0.2	
O4 – O6	30	±5	0	2	2	18	78	±9	4.7	±0.2	
USAFR Enlisted	23	±3	0	1	2	11	85	±5	4.8	±0.1	
E1 – E4	13	±4	2	4	NR	NR	87	±20	4.7	±0.3	
E5 – E9	25	±3	0	1	3	11	85	±5	4.8	±0.1	
USAFR Officers	21	±3	3	0	3	12	82	±6	4.7	±0.2	
O1 – O3	20	±4	2	NR	3	5	90	±10	4.8	±0.2	
O4 – O6	21	±3	3	0	3	15	79	±8	4.7	±0.2	

Note. Percent responding are Reserve component spouses who answered the question and whose husband/wife was activated and deployed in the past 24 months (Q13/Q14).

NR: Not reportable

31. How important are each of the following to you in being able to cope with deployment(s)?

b. Pre-deployment information

1. Not important
4. Important

2. Somewhat important
5. Very important

3. Moderately important

	Percent Responding		Percentages					Max ME	Average Importance		
			1	2	3	4	5				
MEMBER DEMOGRAPHICS											
Total DoD	31	±1	3	6	9	27	54	±2	4.2	±0.1	
ARNG	37	±2	2	5	8	27	57	±3	4.3	±0.1	
USAR	26	±2	4	7	8	26	55	±4	4.2	±0.1	
USNR	30	±3	5	5	11	26	53	±6	4.2	±0.2	
USMCR	31	±3	4	3	10	29	54	±6	4.3	±0.2	
ANG	29	±3	4	8	10	30	49	±6	4.1	±0.2	
USAFR	22	±2	5	7	14	27	48	±5	4.0	±0.2	
Enlisted	31	±2	3	5	8	27	57	±3	4.3	±0.1	
E1 – E4	29	±3	2	4	8	25	61	±5	4.4	±0.1	
E5 – E9	32	±2	4	6	8	27	55	±3	4.2	±0.1	
Officers	31	±2	4	9	12	30	45	±3	4.0	±0.1	
O1 – O3	32	±3	3	8	11	31	47	±5	4.1	±0.1	
O4 – O6	29	±2	5	10	13	28	44	±4	4.0	±0.1	
Reserve Unit	34	±2	3	6	9	26	55	±2	4.2	±0.1	
Military Technician	31	±3	5	5	11	28	52	±6	4.2	±0.2	
AGR/FTS/AR	17	±3	3	5	6	36	50	±8	4.2	±0.1	
IMA	19	±4	12	5	15	33	35	±10	3.8	±0.3	
Not Activated Past 24 Months	NA		NA	NA	NA	NA	NA		NA		
Activated Past 24 Months	63	±2	3	6	9	27	54	±2	4.2	±0.1	
Not Deployed Past 24 Months	NA		NA	NA	NA	NA	NA		NA		
Deployed Past 24 Months	98	±1	3	6	9	27	54	±2	4.2	±0.1	
SPOUSE DEMOGRAPHICS											
Male	17	±3	6	11	13	31	39	±8	3.8	±0.2	
Female	33	±2	3	6	9	27	55	±2	4.3	±0.1	
No College/Some College	32	±2	3	5	8	25	58	±3	4.3	±0.1	
4-Year Degree	31	±2	3	7	9	30	50	±4	4.2	±0.1	
Graduate/Professional Degree	29	±3	4	8	12	31	44	±5	4.0	±0.1	
Non-Hispanic White	32	±2	3	7	10	28	52	±3	4.2	±0.1	
Total Minority	28	±2	3	5	6	25	62	±4	4.4	±0.1	
Non-Hispanic Black	25	±4	2	6	6	19	67	±7	4.4	±0.2	
Hispanic	30	±4	3	3	5	25	64	±6	4.4	±0.1	
30 Years Old or Younger	33	±3	2	6	10	27	56	±4	4.3	±0.1	
31 to 40 Years Old	31	±2	3	7	10	28	52	±3	4.2	±0.1	
More Than 40 Years Old	30	±2	4	6	8	27	55	±3	4.2	±0.1	
FAMILY STATUS											
With Child(ren)	31	±2	3	6	9	27	55	±3	4.2	±0.1	
Without Child(ren)	32	±3	3	6	9	28	55	±4	4.3	±0.1	

Note. Percent responding are Reserve component spouses who answered the question and whose husband/wife was activated and deployed in the past 24 months (Q13/Q14).

NA: Not applicable

31. How important are each of the following to you in being able to cope with deployment(s)?

b. Pre-deployment information

	Percent Responding		Percentages					Max ME	Average Importance		
			1	2	3	4	5				
MEMBER COMPONENT BY PAYGRADE											
ARNG Enlisted	37	±3	2	5	8	26	59	±4	4.3	±0.1	
E1 – E4	38	±4	2	4	8	24	62	±6	4.4	±0.1	
E5 – E9	37	±3	3	6	7	28	57	±4	4.3	±0.1	
ARNG Officers	37	±3	2	7	11	31	48	±5	4.2	±0.1	
O1 – O3	40	±5	1	7	10	29	52	±7	4.2	±0.2	
O4 – O6	33	±4	3	8	10	33	47	±8	4.1	±0.2	
USAR Enlisted	24	±3	3	6	6	25	59	±5	4.3	±0.2	
E1 – E4	19	±3	1	5	6	22	65	±10	4.4	±0.2	
E5 – E9	27	±3	4	7	6	26	57	±6	4.3	±0.2	
USAR Officers	30	±3	4	9	12	28	46	±6	4.0	±0.2	
O1 – O3	27	±4	4	9	12	29	46	±10	4.0	±0.3	
O4 – O6	31	±4	6	8	13	25	47	±7	4.0	±0.2	
USNR Enlisted	31	±4	6	4	10	23	57	±8	4.2	±0.2	
E1 – E4	21	±5	5	7	12	25	51	±13	4.1	±0.4	
E5 – E9	33	±5	6	4	10	23	58	±9	4.2	±0.2	
USNR Officers	27	±4	3	7	14	32	44	±8	4.1	±0.2	
O1 – O3	22	±4	1	7	9	42	42	±12	4.2	±0.3	
O4 – O6	30	±5	4	8	16	29	44	±9	4.0	±0.2	
USMCR Enlisted	32	±4	3	2	7	29	59	±7	4.4	±0.2	
E1 – E4	34	±5	1	4	5	31	59	±10	4.4	±0.2	
E5 – E9	30	±5	6	1	10	26	58	±11	4.3	±0.3	
USMCR Officers	28	±4	6	7	18	31	37	±8	3.9	±0.2	
O1 – O3	27	±7	3	6	29	23	39	±16	3.9	±0.4	
O4 – O6	28	±5	8	7	15	33	37	±10	3.8	±0.3	
ANG Enlisted	28	±4	4	6	9	30	51	±7	4.2	±0.2	
E1 – E4	23	±4	3	5	11	26	55	±11	4.3	±0.2	
E5 – E9	29	±4	4	6	9	30	50	±7	4.2	±0.2	
ANG Officers	30	±3	6	14	12	28	41	±7	3.8	±0.2	
O1 – O3	32	±4	11	9	8	32	40	±9	3.8	±0.3	
O4 – O6	29	±5	3	16	14	27	41	±10	3.9	±0.3	
USAFR Enlisted	23	±3	4	5	14	27	51	±6	4.2	±0.2	
E1 – E4	13	±4	5	5	11	25	55	±16	4.2	±0.4	
E5 – E9	25	±3	4	5	14	27	50	±6	4.2	±0.2	
USAFR Officers	21	±3	9	12	14	27	38	±7	3.7	±0.2	
O1 – O3	20	±4	7	12	16	35	30	±12	3.7	±0.3	
O4 – O6	21	±3	10	12	13	24	41	±9	3.7	±0.3	

Note. Percent responding are Reserve component spouses who answered the question and whose husband/wife was activated and deployed in the past 24 months (Q13/Q14).

31. How important are each of the following to you in being able to cope with deployment(s)?

c. Reunion planning information or classes

1. Not important
4. Important

2. Somewhat important
5. Very important

3. Moderately important

	Percent Responding		Percentages					Max ME	Average Importance		
			1	2	3	4	5				
MEMBER DEMOGRAPHICS											
Total DoD	31	±1	19	13	15	21	31	±2	3.3	±0.1	
ARNG	37	±2	15	12	16	24	34	±3	3.5	±0.1	
USAR	26	±2	20	12	15	20	33	±4	3.4	±0.2	
USNR	30	±3	24	12	14	20	30	±6	3.2	±0.2	
USMCR	31	±3	15	13	13	19	40	±6	3.6	±0.2	
ANG	29	±3	29	18	16	17	20	±5	2.8	±0.2	
USAFR	22	±2	27	18	15	19	22	±5	2.9	±0.2	
Enlisted	31	±2	17	12	16	22	34	±3	3.4	±0.1	
E1 – E4	29	±3	13	10	18	22	37	±5	3.6	±0.2	
E5 – E9	32	±2	18	13	15	22	32	±3	3.4	±0.1	
Officers	31	±2	29	17	15	18	21	±3	2.9	±0.1	
O1 – O3	32	±3	23	17	15	21	24	±5	3.1	±0.2	
O4 – O6	29	±2	36	18	14	15	17	±4	2.6	±0.2	
Reserve Unit	33	±2	19	13	16	21	31	±2	3.3	±0.1	
Military Technician	31	±3	23	13	17	21	26	±5	3.1	±0.2	
AGR/FTS/AR	17	±3	20	15	13	24	28	±7	3.3	±0.2	
IMA	19	±4	41	17	12	15	15	±10	2.4	±0.3	
Not Activated Past 24 Months	NA		NA	NA	NA	NA	NA		NA		
Activated Past 24 Months	63	±2	19	13	15	21	31	±2	3.3	±0.1	
Not Deployed Past 24 Months	NA		NA	NA	NA	NA	NA		NA		
Deployed Past 24 Months	97	±1	19	13	15	21	31	±2	3.3	±0.1	
SPOUSE DEMOGRAPHICS											
Male	16	±3	32	17	15	16	21	±8	2.8	±0.3	
Female	33	±2	18	13	15	22	32	±2	3.3	±0.1	
No College/Some College	31	±2	17	11	16	21	35	±3	3.5	±0.1	
4-Year Degree	31	±2	21	15	15	23	26	±4	3.2	±0.1	
Graduate/Professional Degree	29	±3	26	19	13	19	23	±5	3.0	±0.2	
Non-Hispanic White	32	±2	22	15	16	20	28	±2	3.2	±0.1	
Total Minority	27	±2	13	8	15	24	40	±4	3.7	±0.1	
Non-Hispanic Black	24	±4	14	7	11	22	46	±8	3.8	±0.2	
Hispanic	30	±4	11	6	17	23	44	±7	3.8	±0.2	
30 Years Old or Younger	32	±3	13	12	17	23	34	±4	3.5	±0.1	
31 to 40 Years Old	31	±2	19	15	16	18	31	±3	3.3	±0.1	
More Than 40 Years Old	30	±2	23	12	13	23	28	±3	3.2	±0.1	
FAMILY STATUS											
With Child(ren)	31	±2	19	14	15	21	32	±3	3.3	±0.1	
Without Child(ren)	32	±3	21	12	18	22	28	±4	3.2	±0.1	

Note. Percent responding are Reserve component spouses who answered the question and whose husband/wife was activated and deployed in the past 24 months (Q13/Q14).

NA: Not applicable

31. How important are each of the following to you in being able to cope with deployment(s)?

c. Reunion planning information or classes

	Percent Responding		Percentages					Max ME	Average Importance		
			1	2	3	4	5				
MEMBER COMPONENT BY PAYGRADE											
ARNG Enlisted	37	±3	14	10	16	24	36	±4	3.6	±0.1	
E1 – E4	38	±4	13	10	18	22	37	±7	3.6	±0.2	
E5 – E9	37	±3	14	11	15	25	35	±4	3.6	±0.2	
ARNG Officers	37	±3	20	17	15	21	27	±5	3.2	±0.2	
O1 – O3	39	±5	16	16	16	21	32	±7	3.4	±0.3	
O4 – O6	33	±4	27	20	10	18	25	±8	2.9	±0.3	
USAR Enlisted	25	±3	16	11	15	20	38	±5	3.5	±0.2	
E1 – E4	20	±3	12	9	19	18	43	±10	3.7	±0.3	
E5 – E9	27	±3	18	11	14	21	36	±6	3.5	±0.2	
USAR Officers	30	±3	27	16	15	19	23	±5	3.0	±0.2	
O1 – O3	27	±4	22	18	14	25	21	±10	3.0	±0.3	
O4 – O6	30	±4	33	16	15	15	22	±7	2.8	±0.3	
USNR Enlisted	31	±4	19	10	14	22	35	±8	3.4	±0.3	
E1 – E4	21	±5	10	9	26	27	28	±13	3.6	±0.4	
E5 – E9	33	±5	20	11	12	21	36	±9	3.4	±0.3	
USNR Officers	27	±4	36	17	15	17	16	±8	2.6	±0.3	
O1 – O3	22	±4	22	17	13	25	23	±11	3.1	±0.4	
O4 – O6	30	±5	40	17	15	14	13	±9	2.4	±0.3	
USMCR Enlisted	32	±4	10	10	13	21	46	±7	3.8	±0.2	
E1 – E4	34	±5	7	10	10	24	49	±9	4.0	±0.3	
E5 – E9	30	±5	14	11	16	18	42	±11	3.6	±0.3	
USMCR Officers	28	±4	32	21	13	14	20	±8	2.7	±0.3	
O1 – O3	27	±7	19	16	19	22	23	±16	3.1	±0.5	
O4 – O6	28	±5	40	18	12	11	20	±10	2.5	±0.4	
ANG Enlisted	28	±4	24	19	16	18	23	±6	3.0	±0.2	
E1 – E4	23	±4	21	14	18	22	24	±11	3.1	±0.4	
E5 – E9	29	±4	24	19	16	17	23	±7	3.0	±0.3	
ANG Officers	30	±4	47	17	16	14	6	±7	2.2	±0.2	
O1 – O3	33	±4	49	15	15	17	4	±9	2.1	±0.3	
O4 – O6	29	±5	46	18	17	12	8	±10	2.2	±0.3	
USAFR Enlisted	23	±3	22	17	15	21	25	±6	3.1	±0.2	
E1 – E4	13	±4	30	14	14	25	17	±20	2.9	±0.5	
E5 – E9	25	±3	21	17	15	21	26	±6	3.1	±0.2	
USAFR Officers	20	±3	40	20	14	14	12	±7	2.4	±0.2	
O1 – O3	20	±4	41	24	9	13	13	±12	2.3	±0.4	
O4 – O6	21	±3	40	19	16	14	12	±9	2.4	±0.3	

Note. Percent responding are Reserve component spouses who answered the question and whose husband/wife was activated and deployed in the past 24 months (Q13/Q14).

31. How important are each of the following to you in being able to cope with deployment(s)?

d. Knowing the expected length of the deployment

1. Not important
4. Important

2. Somewhat important
5. Very important

3. Moderately important

	Percent Responding		Percentages					Max ME	Average Importance		
			1	2	3	4	5				
MEMBER DEMOGRAPHICS											
Total DoD	31	±1	2	3	4	17	75	±2	4.6	±0.1	
ARNG	38	±2	1	3	3	18	74	±3	4.6	±0.1	
USAR	26	±2	2	3	4	16	75	±4	4.6	±0.1	
USNR	30	±3	2	2	4	20	72	±6	4.6	±0.1	
USMCR	31	±3	1	3	4	16	76	±5	4.6	±0.1	
ANG	29	±3	2	2	3	13	81	±5	4.7	±0.1	
USAFR	23	±2	2	3	3	15	76	±4	4.6	±0.1	
Enlisted	31	±2	2	3	3	16	76	±2	4.6	±0.1	
E1 – E4	30	±3	1	2	3	17	76	±4	4.6	±0.1	
E5 – E9	32	±2	2	3	3	16	76	±3	4.6	±0.1	
Officers	31	±2	2	2	4	18	73	±3	4.6	±0.1	
O1 – O3	32	±3	1	2	4	17	76	±4	4.6	±0.1	
O4 – O6	29	±2	2	2	4	20	72	±4	4.6	±0.1	
Reserve Unit	34	±2	2	3	4	17	75	±2	4.6	±0.1	
Military Technician	31	±3	2	3	5	17	74	±5	4.6	±0.1	
AGR/FTS/AR	17	±3	1	2	3	17	77	±6	4.7	±0.1	
IMA	19	±4	5	3	4	20	68	±10	4.4	±0.2	
Not Activated Past 24 Months	NA		NA	NA	NA	NA	NA		NA		
Activated Past 24 Months	64	±2	2	3	4	17	75	±2	4.6	±0.1	
Not Deployed Past 24 Months	NA		NA	NA	NA	NA	NA		NA		
Deployed Past 24 Months	99	±1	2	3	4	17	75	±2	4.6	±0.1	
SPOUSE DEMOGRAPHICS											
Male	17	±3	4	5	6	20	65	±7	4.4	±0.2	
Female	33	±2	1	3	3	17	76	±2	4.6	±0.1	
No College/Some College	32	±2	2	3	4	17	75	±3	4.6	±0.1	
4-Year Degree	32	±2	2	2	3	17	76	±3	4.6	±0.1	
Graduate/Professional Degree	29	±3	1	3	3	17	75	±4	4.6	±0.1	
Non-Hispanic White	33	±2	1	3	4	18	74	±2	4.6	±0.1	
Total Minority	28	±2	2	3	3	14	78	±4	4.6	±0.1	
Non-Hispanic Black	25	±4	2	4	5	13	76	±7	4.6	±0.2	
Hispanic	31	±4	1	1	3	14	80	±5	4.7	±0.1	
30 Years Old or Younger	33	±3	1	2	3	18	76	±4	4.7	±0.1	
31 to 40 Years Old	31	±2	2	3	3	14	78	±3	4.6	±0.1	
More Than 40 Years Old	31	±2	2	3	4	18	73	±3	4.6	±0.1	
FAMILY STATUS											
With Child(ren)	31	±2	1	3	3	16	76	±2	4.6	±0.1	
Without Child(ren)	32	±3	2	3	4	18	73	±4	4.6	±0.1	

Note. Percent responding are Reserve component spouses who answered the question and whose husband/wife was activated and deployed in the past 24 months (Q13/Q14).

NA: Not applicable

31. How important are each of the following to you in being able to cope with deployment(s)?
d. Knowing the expected length of the deployment

	Percent Responding		Percentages					Max ME	Average Importance		
			1	2	3	4	5				
MEMBER COMPONENT BY PAYGRADE											
ARNG Enlisted	38	±3	2	3	3	18	74	±3	4.6	±0.1	
E1 – E4	38	±4	1	2	2	17	77	±6	4.7	±0.1	
E5 – E9	37	±3	2	4	4	18	73	±4	4.6	±0.1	
ARNG Officers	37	±3	1	2	4	20	73	±5	4.6	±0.1	
O1 – O3	40	±5	1	2	5	17	75	±7	4.6	±0.1	
O4 – O6	33	±4	1	1	1	26	71	±8	4.6	±0.1	
USAR Enlisted	25	±3	2	3	4	16	76	±5	4.6	±0.1	
E1 – E4	20	±3	1	3	6	18	72	±9	4.6	±0.2	
E5 – E9	28	±3	2	3	3	15	77	±5	4.6	±0.1	
USAR Officers	31	±3	2	1	4	18	74	±5	4.6	±0.1	
O1 – O3	27	±4	1	0	3	18	77	±8	4.7	±0.2	
O4 – O6	31	±4	2	1	6	20	71	±7	4.5	±0.2	
USNR Enlisted	31	±4	2	1	4	20	73	±8	4.6	±0.1	
E1 – E4	21	±5	NR	2	3	20	75	±13	4.7	±0.2	
E5 – E9	34	±5	2	1	4	20	73	±9	4.6	±0.2	
USNR Officers	27	±4	3	4	6	20	68	±8	4.5	±0.2	
O1 – O3	22	±4	1	3	2	27	67	±12	4.6	±0.2	
O4 – O6	29	±5	3	4	7	18	68	±9	4.4	±0.2	
USMCR Enlisted	32	±4	1	3	3	14	79	±7	4.7	±0.2	
E1 – E4	34	±5	0	1	3	17	79	±9	4.7	±0.1	
E5 – E9	30	±5	2	4	4	11	79	±10	4.6	±0.3	
USMCR Officers	28	±4	1	2	8	21	67	±8	4.5	±0.2	
O1 – O3	27	±7	NR	3	7	22	68	±16	4.5	±0.3	
O4 – O6	28	±5	2	2	9	21	66	±10	4.5	±0.2	
ANG Enlisted	28	±4	2	2	3	12	81	±5	4.7	±0.2	
E1 – E4	23	±4	1	0	3	16	80	±10	4.8	±0.2	
E5 – E9	29	±4	2	2	3	12	81	±6	4.7	±0.2	
ANG Officers	30	±4	2	3	3	14	78	±7	4.6	±0.2	
O1 – O3	33	±4	3	5	3	8	81	±9	4.6	±0.2	
O4 – O6	29	±5	1	3	3	18	76	±9	4.7	±0.2	
USAFR Enlisted	23	±3	2	3	3	16	76	±5	4.6	±0.1	
E1 – E4	13	±4	5	4	5	17	69	±18	4.4	±0.4	
E5 – E9	26	±3	1	3	3	16	77	±6	4.6	±0.1	
USAFR Officers	21	±3	4	2	4	14	77	±7	4.6	±0.2	
O1 – O3	20	±4	6	3	NR	15	76	±12	4.5	±0.3	
O4 – O6	21	±3	3	1	5	13	77	±8	4.6	±0.2	



































Note. Percent responding are Reserve component spouses who answered the question and whose husband/wife was activated and deployed in the past 24 months (Q13/Q14).

NR: Not reportable

31. How important are each of the following to you in being able to cope with deployment(s)?

e. Contact with someone in my spouse's unit

1. Not important
4. Important
2. Somewhat important
5. Very important
3. Moderately important

	Percent Responding		Percentages					Max ME	Average Importance		
			1	2	3	4	5				
MEMBER DEMOGRAPHICS											
Total DoD	31	±1	13	13	15	24	36	±2	3.6	±0.1	
ARNG	37	±2	11	12	14	26	37	±3	3.6	±0.1	
USAR	26	±2	14	13	14	22	37	±4	3.6	±0.2	
USNR	30	±3	15	12	18	24	32	±6	3.5	±0.2	
USMCR	31	±3	11	12	10	22	45	±6	3.8	±0.2	
ANG	29	±3	17	14	17	21	31	±6	3.3	±0.2	
USAFR	22	±2	14	14	17	21	34	±5	3.5	±0.2	
Enlisted	31	±2	11	12	14	24	38	±3	3.7	±0.1	
E1 – E4	30	±3	9	11	14	23	43	±5	3.8	±0.2	
E5 – E9	32	±2	12	12	15	25	37	±3	3.6	±0.1	
Officers	31	±2	19	15	16	23	26	±3	3.2	±0.1	
O1 – O3	32	±3	15	16	16	26	27	±5	3.3	±0.2	
O4 – O6	29	±2	25	16	17	20	23	±4	3.0	±0.2	
Reserve Unit	34	±2	13	13	15	24	36	±2	3.6	±0.1	
Military Technician	31	±3	17	14	17	21	31	±6	3.3	±0.2	
AGR/FTS/AR	17	±3	11	12	17	24	36	±7	3.6	±0.2	
IMA	19	±4	35	9	13	17	26	±10	2.9	±0.4	
Not Activated Past 24 Months	NA		NA	NA	NA	NA	NA		NA		
Activated Past 24 Months	64	±2	13	13	15	24	36	±2	3.6	±0.1	
Not Deployed Past 24 Months	NA		NA	NA	NA	NA	NA		NA		
Deployed Past 24 Months	98	±1	13	13	15	24	36	±2	3.6	±0.1	
SPOUSE DEMOGRAPHICS											
Male	17	±3	27	12	20	17	24	±8	3.0	±0.3	
Female	33	±2	12	13	14	24	37	±2	3.6	±0.1	
No College/Some College	32	±2	10	12	15	24	40	±3	3.7	±0.1	
4-Year Degree	31	±2	14	14	16	24	32	±4	3.5	±0.1	
Graduate/Professional Degree	29	±3	22	13	15	24	26	±5	3.2	±0.2	
Non-Hispanic White	33	±2	15	13	16	23	33	±2	3.5	±0.1	
Total Minority	28	±2	9	10	13	25	43	±4	3.8	±0.1	
Non-Hispanic Black	25	±4	10	11	13	20	46	±7	3.8	±0.2	
Hispanic	30	±4	7	10	12	28	44	±7	3.9	±0.2	
30 Years Old or Younger	33	±3	9	11	14	25	41	±4	3.8	±0.1	
31 to 40 Years Old	31	±2	13	13	16	22	36	±3	3.5	±0.1	
More Than 40 Years Old	30	±2	16	13	15	25	31	±3	3.4	±0.1	
FAMILY STATUS											
With Child(ren)	31	±2	13	12	15	23	36	±3	3.6	±0.1	
Without Child(ren)	32	±3	13	13	14	25	35	±4	3.6	±0.1	

Note. Percent responding are Reserve component spouses who answered the question and whose husband/wife was activated and deployed in the past 24 months (Q13/Q14).

NA: Not applicable

31. How important are each of the following to you in being able to cope with deployment(s)?

e. Contact with someone in my spouse's unit

	Percent Responding		Percentages					Max ME	Average Importance		
			1	2	3	4	5				
MEMBER COMPONENT BY PAYGRADE											
ARNG Enlisted	37	±3	10	11	13	26	39	±4	3.7	±0.1	
E1 – E4	38	±4	8	11	13	25	43	±7	3.8	±0.2	
E5 – E9	37	±3	11	12	14	27	37	±4	3.7	±0.2	
ARNG Officers	37	±3	16	15	16	25	28	±5	3.4	±0.2	
O1 – O3	40	±5	11	15	17	29	28	±7	3.5	±0.2	
O4 – O6	33	±4	26	17	14	18	25	±8	3.0	±0.3	
USAR Enlisted	25	±3	11	12	13	23	42	±5	3.7	±0.2	
E1 – E4	20	±3	7	9	15	22	47	±10	3.9	±0.3	
E5 – E9	27	±3	12	13	12	23	40	±6	3.7	±0.2	
USAR Officers	30	±3	21	15	17	22	26	±5	3.2	±0.2	
O1 – O3	27	±4	17	17	18	21	28	±9	3.3	±0.3	
O4 – O6	30	±4	26	14	17	21	22	±7	3.0	±0.3	
USNR Enlisted	31	±4	10	10	19	25	36	±8	3.7	±0.2	
E1 – E4	21	±5	8	9	24	12	48	±13	3.8	±0.4	
E5 – E9	34	±5	11	10	18	27	35	±9	3.6	±0.3	
USNR Officers	27	±4	26	17	16	21	20	±7	2.9	±0.3	
O1 – O3	22	±4	21	15	11	25	28	±12	3.2	±0.4	
O4 – O6	30	±5	28	18	18	20	16	±9	2.8	±0.3	
USMCR Enlisted	32	±4	8	11	10	21	50	±7	3.9	±0.2	
E1 – E4	34	±5	5	13	9	17	56	±10	4.1	±0.3	
E5 – E9	30	±5	12	8	11	24	44	±11	3.8	±0.3	
USMCR Officers	28	±4	19	15	11	26	28	±8	3.3	±0.3	
O1 – O3	27	±7	12	17	10	31	30	±16	3.5	±0.5	
O4 – O6	28	±5	22	16	10	23	29	±10	3.2	±0.4	
ANG Enlisted	28	±4	17	13	16	21	33	±7	3.4	±0.2	
E1 – E4	23	±4	17	20	11	23	29	±11	3.3	±0.4	
E5 – E9	29	±4	17	13	17	21	33	±7	3.4	±0.3	
ANG Officers	31	±3	19	15	20	23	22	±6	3.1	±0.2	
O1 – O3	33	±4	26	15	13	27	19	±9	3.0	±0.3	
O4 – O6	30	±5	16	15	23	22	24	±9	3.2	±0.3	
USAFR Enlisted	23	±3	10	13	19	22	36	±6	3.6	±0.2	
E1 – E4	13	±4	15	10	29	14	33	±18	3.4	±0.5	
E5 – E9	25	±3	9	13	18	23	37	±6	3.6	±0.2	
USAFR Officers	21	±3	27	17	13	16	27	±7	3.0	±0.3	
O1 – O3	20	±4	20	22	16	21	22	±12	3.0	±0.4	
O4 – O6	21	±3	30	15	11	15	29	±8	3.0	±0.3	

Note. Percent responding are Reserve component spouses who answered the question and whose husband/wife was activated and deployed in the past 24 months (Q13/Q14).

31. How important are each of the following to you in being able to cope with deployment(s)?

f. Having no changes in the length of deployment

1. Not important
 2. Somewhat important
 3. Moderately important
 4. Important
 5. Very important

	Percent Responding		Percentages					Max ME	Average Importance		
			1	2	3	4	5				
MEMBER DEMOGRAPHICS											
Total DoD	31	±1	6	6	11	22	55	±2	4.1	±0.1	
ARNG	37	±2	6	6	12	22	55	±3	4.1	±0.1	
USAR	26	±2	6	7	12	22	53	±4	4.1	±0.1	
USNR	30	±3	7	7	8	27	52	±6	4.1	±0.2	
USMCR	31	±3	5	8	12	19	56	±6	4.1	±0.2	
ANG	29	±3	5	7	12	20	57	±6	4.2	±0.2	
USAFR	23	±2	7	5	12	21	54	±5	4.1	±0.2	
Enlisted	31	±2	6	6	11	22	55	±3	4.1	±0.1	
E1 – E4	29	±3	5	7	10	22	57	±5	4.2	±0.1	
E5 – E9	32	±2	6	6	12	22	54	±3	4.1	±0.1	
Officers	31	±2	7	7	12	20	53	±3	4.1	±0.1	
O1 – O3	32	±3	6	7	12	21	55	±5	4.1	±0.2	
O4 – O6	29	±2	7	7	14	21	51	±4	4.0	±0.1	
Reserve Unit	34	±2	6	6	11	22	55	±2	4.1	±0.1	
Military Technician	31	±3	7	10	11	22	50	±6	4.0	±0.2	
AGR/FTS/AR	17	±3	5	5	15	20	54	±7	4.1	±0.2	
IMA	19	±4	10	6	8	28	48	±10	4.0	±0.3	
Not Activated Past 24 Months	NA		NA	NA	NA	NA	NA		NA		
Activated Past 24 Months	63	±2	6	6	11	22	55	±2	4.1	±0.1	
Not Deployed Past 24 Months	NA		NA	NA	NA	NA	NA		NA		
Deployed Past 24 Months	98	±1	6	6	11	22	55	±2	4.1	±0.1	
SPOUSE DEMOGRAPHICS											
Male	16	±3	13	7	13	21	47	±8	3.8	±0.3	
Female	33	±2	6	6	11	22	55	±2	4.1	±0.1	
No College/Some College	32	±2	7	6	11	21	55	±3	4.1	±0.1	
4-Year Degree	31	±2	5	6	12	22	55	±4	4.1	±0.1	
Graduate/Professional Degree	29	±3	6	8	12	24	51	±5	4.1	±0.1	
Non-Hispanic White	32	±2	6	7	12	22	53	±3	4.1	±0.1	
Total Minority	28	±2	6	5	10	22	58	±4	4.2	±0.1	
Non-Hispanic Black	25	±4	7	5	8	20	60	±8	4.2	±0.2	
Hispanic	30	±4	3	3	11	24	58	±6	4.3	±0.2	
30 Years Old or Younger	32	±3	4	6	11	21	58	±4	4.2	±0.1	
31 to 40 Years Old	31	±2	7	6	11	20	57	±3	4.1	±0.1	
More Than 40 Years Old	30	±2	7	7	12	24	50	±3	4.0	±0.1	
FAMILY STATUS											
With Child(ren)	31	±2	6	6	11	22	55	±3	4.1	±0.1	
Without Child(ren)	32	±3	6	7	12	21	53	±4	4.1	±0.1	

Note. Percent responding are Reserve component spouses who answered the question and whose husband/wife was activated and deployed in the past 24 months (Q13/Q14).

NA: Not applicable

31. How important are each of the following to you in being able to cope with deployment(s)?

f. Having no changes in the length of deployment

	Percent Responding		Percentages					Max ME	Average Importance		
			1	2	3	4	5				
MEMBER COMPONENT BY PAYGRADE											
ARNG Enlisted	37	±3	6	5	11	22	54	±4	4.1	±0.1	
E1 – E4	38	±4	5	7	10	20	59	±6	4.2	±0.2	
E5 – E9	37	±3	7	5	12	24	52	±4	4.1	±0.1	
ARNG Officers	37	±3	6	7	12	18	57	±5	4.1	±0.2	
O1 – O3	40	±5	4	6	11	20	58	±7	4.2	±0.2	
O4 – O6	32	±4	6	8	15	16	55	±8	4.1	±0.2	
USAR Enlisted	24	±3	6	7	12	22	53	±5	4.1	±0.2	
E1 – E4	19	±3	4	5	12	28	51	±10	4.2	±0.2	
E5 – E9	27	±3	7	8	12	20	54	±6	4.1	±0.2	
USAR Officers	30	±3	7	6	14	21	51	±6	4.0	±0.2	
O1 – O3	27	±4	7	6	15	20	51	±10	4.0	±0.3	
O4 – O6	31	±4	8	6	16	22	49	±7	4.0	±0.2	
USNR Enlisted	31	±4	6	5	7	29	53	±8	4.2	±0.2	
E1 – E4	21	±5	9	2	10	24	55	±13	4.1	±0.4	
E5 – E9	33	±5	5	6	7	30	53	±9	4.2	±0.2	
USNR Officers	27	±4	9	10	11	21	48	±8	3.9	±0.3	
O1 – O3	22	±4	6	9	9	30	45	±12	4.0	±0.3	
O4 – O6	30	±5	10	11	12	19	48	±9	3.8	±0.3	
USMCR Enlisted	32	±4	4	8	12	18	58	±7	4.2	±0.2	
E1 – E4	34	±5	3	7	11	19	59	±10	4.3	±0.2	
E5 – E9	30	±5	5	10	13	16	56	±11	4.1	±0.3	
USMCR Officers	28	±4	6	7	12	24	50	±8	4.1	±0.2	
O1 – O3	27	±7	10	NR	10	34	46	±16	4.1	±0.4	
O4 – O6	28	±5	6	9	13	22	50	±10	4.0	±0.3	
ANG Enlisted	28	±4	5	7	12	19	58	±7	4.2	±0.2	
E1 – E4	23	±4	7	7	7	23	56	±11	4.1	±0.3	
E5 – E9	29	±4	5	7	12	18	58	±7	4.2	±0.2	
ANG Officers	31	±4	5	5	11	25	54	±7	4.2	±0.2	
O1 – O3	33	±4	9	7	6	21	57	±9	4.1	±0.3	
O4 – O6	29	±5	3	4	14	27	53	±9	4.2	±0.2	
USAFR Enlisted	23	±3	7	4	12	21	56	±6	4.2	±0.2	
E1 – E4	13	±4	9	11	10	18	53	±21	3.9	±0.5	
E5 – E9	26	±3	7	3	12	22	56	±6	4.2	±0.2	
USAFR Officers	21	±3	8	8	13	21	50	±7	4.0	±0.2	
O1 – O3	20	±4	7	6	21	22	43	±12	3.9	±0.3	
O4 – O6	21	±3	9	8	10	21	52	±9	4.0	±0.3	

Note. Percent responding are Reserve component spouses who answered the question and whose husband/wife was activated and deployed in the past 24 months (Q13/Q14).

NR: Not reportable

31. How important are each of the following to you in being able to cope with deployment(s)?

g. Temporary reunions with my spouse (R&R time)

1. Not important
4. Important2. Somewhat important
5. Very important

3. Moderately important

	Percent Responding		Percentages					Max ME	Average Importance		
			1	2	3	4	5				
MEMBER DEMOGRAPHICS											
Total DoD	31	±1	7	5	8	15	65	±2	4.3	±0.1	
ARNG	37	±2	4	4	6	13	74	±3	4.5	±0.1	
USAR	26	±2	3	4	5	13	75	±4	4.5	±0.1	
USNR	30	±3	12	5	9	21	53	±6	4.0	±0.2	
USMCR	31	±3	14	11	12	18	44	±6	3.7	±0.2	
ANG	28	±3	15	9	13	21	43	±6	3.7	±0.2	
USAFR	22	±2	17	8	13	20	42	±5	3.6	±0.2	
Enlisted	31	±2	6	5	7	15	67	±3	4.3	±0.1	
E1 – E4	29	±3	4	3	5	12	75	±4	4.5	±0.1	
E5 – E9	32	±2	7	6	8	16	64	±3	4.2	±0.1	
Officers	31	±2	10	5	9	16	58	±3	4.1	±0.1	
O1 – O3	32	±3	6	4	9	18	63	±5	4.3	±0.1	
O4 – O6	29	±2	14	7	11	16	51	±4	3.8	±0.2	
Reserve Unit	34	±2	7	5	7	15	66	±2	4.3	±0.1	
Military Technician	31	±3	11	6	10	20	53	±6	4.0	±0.2	
AGR/FTS/AR	17	±3	9	5	9	18	59	±7	4.1	±0.2	
IMA	18	±4	19	6	7	24	43	±10	3.7	±0.3	
Not Activated Past 24 Months	NA		NA	NA	NA	NA	NA		NA		
Activated Past 24 Months	63	±2	7	5	8	15	65	±2	4.3	±0.1	
Not Deployed Past 24 Months	NA		NA	NA	NA	NA	NA		NA		
Deployed Past 24 Months	98	±1	7	5	8	15	65	±2	4.3	±0.1	
SPOUSE DEMOGRAPHICS											
Male	17	±3	14	2	10	16	58	±7	4.0	±0.2	
Female	33	±2	7	5	7	15	65	±2	4.3	±0.1	
No College/Some College	32	±2	6	4	7	14	68	±3	4.3	±0.1	
4-Year Degree	31	±2	8	6	8	16	62	±4	4.2	±0.1	
Graduate/Professional Degree	29	±3	11	6	9	18	57	±5	4.0	±0.2	
Non-Hispanic White	33	±2	8	6	8	16	63	±2	4.2	±0.1	
Total Minority	27	±2	6	4	5	15	70	±4	4.4	±0.1	
Non-Hispanic Black	25	±4	6	4	4	16	70	±8	4.4	±0.2	
Hispanic	30	±4	5	3	5	13	75	±6	4.5	±0.2	
30 Years Old or Younger	33	±3	4	5	5	13	74	±4	4.5	±0.1	
31 to 40 Years Old	31	±2	8	5	7	16	64	±3	4.2	±0.1	
More Than 40 Years Old	30	±2	9	5	10	17	59	±3	4.1	±0.1	
FAMILY STATUS											
With Child(ren)	31	±2	7	5	8	15	65	±2	4.2	±0.1	
Without Child(ren)	32	±3	7	4	7	17	66	±4	4.3	±0.1	

Note. Percent responding are Reserve component spouses who answered the question and whose husband/wife was activated and deployed in the past 24 months (Q13/Q14).

NA: Not applicable

31. How important are each of the following to you in being able to cope with deployment(s)?
g. Temporary reunions with my spouse (R&R time)

	Percent Responding		Percentages					Max ME	Average Importance		
			1	2	3	4	5				
MEMBER COMPONENT BY PAYGRADE											
ARNG Enlisted	38	±3	3	4	5	12	75	±3	4.5	±0.1	
E1 – E4	38	±4	3	3	4	11	79	±5	4.6	±0.1	
E5 – E9	37	±3	4	4	6	13	74	±4	4.5	±0.1	
ARNG Officers	37	±3	7	3	7	14	69	±5	4.3	±0.2	
O1 – O3	40	±5	4	4	7	16	69	±7	4.4	±0.2	
O4 – O6	33	±4	12	4	6	11	66	±8	4.1	±0.3	
USAR Enlisted	25	±3	2	5	4	12	78	±5	4.6	±0.1	
E1 – E4	19	±3	2	1	4	11	82	±8	4.7	±0.2	
E5 – E9	27	±3	1	6	4	13	76	±5	4.6	±0.2	
USAR Officers	30	±3	6	3	8	16	67	±5	4.4	±0.2	
O1 – O3	27	±4	6	0	7	17	70	±10	4.5	±0.3	
O4 – O6	31	±4	6	5	11	16	62	±7	4.2	±0.2	
USNR Enlisted	31	±4	13	5	9	21	53	±8	4.0	±0.3	
E1 – E4	21	±5	6	3	8	16	67	±13	4.3	±0.3	
E5 – E9	34	±5	13	5	9	21	51	±9	3.9	±0.3	
USNR Officers	28	±4	10	6	10	20	54	±8	4.0	±0.2	
O1 – O3	22	±4	7	7	10	26	51	±12	4.1	±0.3	
O4 – O6	30	±5	11	6	10	19	54	±9	4.0	±0.3	
USMCR Enlisted	32	±4	14	11	12	16	47	±7	3.7	±0.3	
E1 – E4	34	±5	14	6	13	16	52	±9	3.9	±0.3	
E5 – E9	30	±5	14	16	10	17	43	±11	3.6	±0.4	
USMCR Officers	28	±4	14	13	15	26	32	±8	3.5	±0.3	
O1 – O3	26	±7	14	10	14	25	37	±17	3.6	±0.5	
O4 – O6	27	±5	15	14	16	26	29	±10	3.4	±0.3	
ANG Enlisted	28	±4	13	7	13	22	45	±7	3.8	±0.2	
E1 – E4	23	±4	9	9	11	20	50	±11	3.9	±0.3	
E5 – E9	28	±4	14	7	13	22	44	±7	3.8	±0.2	
ANG Officers	29	±3	21	13	13	18	34	±7	3.3	±0.3	
O1 – O3	32	±4	14	10	15	20	41	±10	3.6	±0.3	
O4 – O6	28	±5	24	15	12	18	31	±9	3.2	±0.3	
USAFR Enlisted	23	±3	15	8	12	21	45	±6	3.7	±0.2	
E1 – E4	13	±4	5	5	12	26	53	±17	4.2	±0.4	
E5 – E9	25	±3	16	8	12	20	44	±7	3.7	±0.2	
USAFR Officers	21	±3	23	9	15	19	34	±7	3.3	±0.3	
O1 – O3	20	±4	13	13	18	21	35	±13	3.5	±0.4	
O4 – O6	21	±3	25	8	14	19	34	±8	3.3	±0.3	

Note. Percent responding are Reserve component spouses who answered the question and whose husband/wife was activated and deployed in the past 24 months (Q13/Q14).

31. How important are each of the following to you in being able to cope with deployment(s)?**h. Level of support my family receives from the military community**1. Not important
4. Important2. Somewhat important
5. Very important






































3. Moderately important

	Percent Responding		Percentages					Max ME	Average Importance		
			1	2	3	4	5				
MEMBER DEMOGRAPHICS											
Total DoD	31	±1	11	11	15	24	40	±2	3.7	±0.1	
ARNG	37	±2	8	10	14	25	43	±3	3.8	±0.1	
USAR	26	±2	13	9	15	23	41	±4	3.7	±0.2	
USNR	30	±3	12	13	14	23	37	±6	3.6	±0.2	
USMCR	31	±3	9	13	17	24	37	±6	3.7	±0.2	
ANG	29	±3	16	12	16	24	33	±6	3.5	±0.2	
USAFR	23	±2	15	12	18	23	32	±5	3.4	±0.2	
Enlisted	31	±2	10	10	14	24	42	±3	3.8	±0.1	
E1 – E4	29	±3	7	8	14	26	45	±5	3.9	±0.2	
E5 – E9	32	±2	11	10	14	23	41	±3	3.7	±0.1	
Officers	31	±2	15	14	17	24	30	±3	3.4	±0.1	
O1 – O3	32	±3	11	12	18	25	35	±5	3.6	±0.2	
O4 – O6	29	±2	19	16	16	23	26	±4	3.2	±0.1	
Reserve Unit	34	±2	11	10	15	24	40	±2	3.7	±0.1	
Military Technician	31	±3	14	12	18	23	33	±6	3.5	±0.2	
AGR/FTS/AR	17	±3	8	10	15	28	38	±7	3.8	±0.2	
IMA	18	±4	30	19	13	15	23	±10	2.8	±0.3	
Not Activated Past 24 Months	NA		NA	NA	NA	NA	NA		NA		
Activated Past 24 Months	64	±2	11	11	15	24	40	±2	3.7	±0.1	
Not Deployed Past 24 Months	NA		NA	NA	NA	NA	NA		NA		
Deployed Past 24 Months	98	±1	11	11	15	24	40	±2	3.7	±0.1	
SPOUSE DEMOGRAPHICS											
Male	17	±3	21	14	14	21	30	±8	3.3	±0.3	
Female	33	±2	10	10	15	24	40	±2	3.7	±0.1	
No College/Some College	32	±2	9	9	14	24	44	±3	3.9	±0.1	
4-Year Degree	32	±2	14	12	17	24	34	±4	3.5	±0.1	
Graduate/Professional Degree	29	±3	16	15	15	24	30	±5	3.4	±0.2	
Non-Hispanic White	33	±2	12	11	16	24	37	±2	3.6	±0.1	
Total Minority	28	±2	8	10	12	23	46	±4	3.9	±0.1	
Non-Hispanic Black	25	±4	8	10	10	20	52	±7	4.0	±0.2	
Hispanic	30	±4	7	8	12	24	47	±6	4.0	±0.2	
30 Years Old or Younger	33	±3	7	11	13	26	42	±4	3.9	±0.1	
31 to 40 Years Old	31	±2	11	10	15	24	40	±3	3.7	±0.1	
More Than 40 Years Old	31	±2	14	11	15	23	37	±3	3.6	±0.1	
FAMILY STATUS											
With Child(ren)	31	±2	11	10	15	23	41	±3	3.7	±0.1	
Without Child(ren)	32	±3	13	11	15	27	35	±4	3.6	±0.1	

Note. Percent responding are Reserve component spouses who answered the question and whose husband/wife was activated and deployed in the past 24 months (Q13/Q14).

NA: Not applicable

31. How important are each of the following to you in being able to cope with deployment(s)?
h. Level of support my family receives from the military community

	Percent Responding		Percentages					Max ME	Average Importance		
			1	2	3	4	5				
MEMBER COMPONENT BY PAYGRADE											
ARNG Enlisted	38	±3	8	9	14	25	45	±4	3.9	±0.1	
E1 – E4	38	±4	6	8	13	27	46	±7	4.0	±0.2	
E5 – E9	37	±3	8	9	14	25	44	±4	3.9	±0.1	
ARNG Officers	37	±3	12	14	16	22	36	±5	3.6	±0.2	
O1 – O3	40	±5	7	13	16	24	40	±8	3.8	±0.2	
O4 – O6	33	±4	19	18	13	17	33	±8	3.3	±0.3	
USAR Enlisted	25	±3	11	8	13	22	45	±5	3.8	±0.2	
E1 – E4	20	±3	9	7	14	25	46	±10	3.9	±0.3	
E5 – E9	27	±3	12	8	13	22	45	±6	3.8	±0.2	
USAR Officers	30	±3	17	11	18	24	29	±5	3.4	±0.2	
O1 – O3	27	±4	12	9	19	25	35	±10	3.6	±0.3	
O4 – O6	31	±4	22	15	17	23	24	±7	3.1	±0.2	
USNR Enlisted	31	±4	10	12	13	21	43	±8	3.7	±0.3	
E1 – E4	21	±5	4	7	20	27	42	±13	3.9	±0.3	
E5 – E9	34	±5	11	13	12	20	43	±9	3.7	±0.3	
USNR Officers	27	±4	16	16	16	29	23	±8	3.3	±0.2	
O1 – O3	22	±4	10	9	22	24	35	±12	3.6	±0.3	
O4 – O6	29	±5	18	19	14	31	18	±9	3.1	±0.3	
USMCR Enlisted	32	±4	6	12	18	24	41	±7	3.8	±0.2	
E1 – E4	34	±5	4	11	17	25	44	±10	3.9	±0.3	
E5 – E9	30	±5	7	14	19	23	37	±11	3.7	±0.3	
USMCR Officers	28	±4	21	15	14	26	25	±8	3.2	±0.3	
O1 – O3	27	±7	12	26	12	26	23	±16	3.2	±0.5	
O4 – O6	28	±5	24	11	14	26	25	±10	3.2	±0.3	
ANG Enlisted	28	±4	15	11	15	23	35	±7	3.5	±0.2	
E1 – E4	22	±4	12	15	12	23	38	±11	3.6	±0.3	
E5 – E9	29	±4	15	10	16	24	35	±7	3.5	±0.3	
ANG Officers	30	±4	17	15	19	26	23	±7	3.2	±0.2	
O1 – O3	33	±4	24	9	17	26	24	±9	3.2	±0.3	
O4 – O6	29	±5	14	18	20	27	22	±9	3.3	±0.3	
USAFR Enlisted	23	±3	13	12	18	24	34	±6	3.5	±0.2	
E1 – E4	13	±4	9	7	26	22	36	±18	3.7	±0.5	
E5 – E9	26	±3	13	12	17	24	34	±6	3.5	±0.2	
USAFR Officers	21	±3	21	14	18	21	26	±7	3.2	±0.3	
O1 – O3	20	±4	17	15	21	28	20	±12	3.2	±0.4	
O4 – O6	21	±3	22	14	17	19	28	±8	3.2	±0.3	

Note. Percent responding are Reserve component spouses who answered the question and whose husband/wife was activated and deployed in the past 24 months (Q13/Q14).

31. How important are each of the following to you in being able to cope with deployment(s)?

i. Level of support my family receives from the civilian community

1. Not important
4. Important2. Somewhat important
5. Very important

3. Moderately important

	Percent Responding		Percentages					Max ME	Average Importance		
			1	2	3	4	5				
MEMBER DEMOGRAPHICS											
Total DoD	31	±1	9	11	18	26	37	±2	3.7	±0.1	
ARNG	37	±2	7	10	18	26	40	±3	3.8	±0.1	
USAR	26	±2	9	10	18	26	37	±4	3.7	±0.1	
USNR	30	±3	12	14	14	25	35	±6	3.6	±0.2	
USMCR	31	±3	11	11	19	23	36	±6	3.6	±0.2	
ANG	29	±3	12	13	18	26	32	±5	3.5	±0.2	
USAFR	22	±2	11	11	20	25	33	±5	3.6	±0.2	
Enlisted	31	±2	8	10	17	25	38	±3	3.8	±0.1	
E1 – E4	29	±3	8	9	18	26	40	±5	3.8	±0.2	
E5 – E9	32	±2	9	11	17	25	38	±3	3.7	±0.1	
Officers	31	±2	9	12	19	26	33	±3	3.6	±0.1	
O1 – O3	32	±3	9	11	18	26	36	±5	3.7	±0.2	
O4 – O6	29	±2	10	13	19	26	31	±4	3.6	±0.1	
Reserve Unit	34	±2	9	11	18	25	38	±2	3.7	±0.1	
Military Technician	31	±3	11	13	19	26	30	±5	3.5	±0.2	
AGR/FTS/AR	17	±3	7	8	18	35	32	±8	3.8	±0.2	
IMA	19	±4	13	14	13	25	35	±10	3.5	±0.3	
Not Activated Past 24 Months	NA		NA	NA	NA	NA	NA		NA		
Activated Past 24 Months	63	±2	9	11	18	26	37	±2	3.7	±0.1	
Not Deployed Past 24 Months	NA		NA	NA	NA	NA	NA		NA		
Deployed Past 24 Months	98	±1	9	11	18	26	37	±2	3.7	±0.1	
SPOUSE DEMOGRAPHICS											
Male	17	±3	20	18	22	17	23	±8	3.1	±0.3	
Female	33	±2	8	10	17	26	38	±2	3.8	±0.1	
No College/Some College	32	±2	9	10	17	24	39	±3	3.8	±0.1	
4-Year Degree	31	±2	8	12	18	27	35	±4	3.7	±0.1	
Graduate/Professional Degree	29	±3	10	8	20	27	35	±5	3.7	±0.2	
Non-Hispanic White	33	±2	8	11	19	26	36	±2	3.7	±0.1	
Total Minority	28	±2	9	11	15	24	41	±4	3.8	±0.1	
Non-Hispanic Black	25	±4	8	11	12	27	42	±8	3.8	±0.2	
Hispanic	30	±4	9	10	15	22	44	±7	3.8	±0.2	
30 Years Old or Younger	33	±3	7	9	18	27	39	±4	3.8	±0.1	
31 to 40 Years Old	31	±2	9	11	18	24	38	±3	3.7	±0.1	
More Than 40 Years Old	30	±2	9	12	18	26	36	±3	3.7	±0.1	
FAMILY STATUS											
With Child(ren)	31	±2	8	10	17	25	39	±3	3.8	±0.1	
Without Child(ren)	32	±3	9	12	19	27	33	±4	3.6	±0.1	

Note. Percent responding are Reserve component spouses who answered the question and whose husband/wife was activated and deployed in the past 24 months (Q13/Q14).

NA: Not applicable

31. How important are each of the following to you in being able to cope with deployment(s)?

i. Level of support my family receives from the civilian community

	Percent Responding		Percentages					Max ME	Average Importance		
			1	2	3	4	5				
MEMBER COMPONENT BY PAYGRADE											
ARNG Enlisted	37	±3	7	9	18	26	41	±4	3.9	±0.1	
E1 – E4	38	±4	8	7	17	27	41	±7	3.9	±0.2	
E5 – E9	37	±3	6	10	18	26	41	±4	3.8	±0.1	
ARNG Officers	37	±3	7	13	18	26	36	±5	3.7	±0.2	
O1 – O3	40	±5	7	13	15	26	39	±7	3.8	±0.2	
O4 – O6	33	±4	9	13	19	26	33	±8	3.6	±0.3	
USAR Enlisted	25	±3	8	10	18	25	39	±5	3.8	±0.2	
E1 – E4	20	±3	6	11	16	25	43	±10	3.9	±0.3	
E5 – E9	27	±3	8	10	18	26	38	±6	3.7	±0.2	
USAR Officers	31	±3	11	9	20	27	33	±5	3.6	±0.2	
O1 – O3	27	±4	11	6	21	27	34	±10	3.7	±0.3	
O4 – O6	31	±4	11	11	20	26	33	±7	3.6	±0.2	
USNR Enlisted	31	±4	14	15	11	24	36	±8	3.5	±0.3	
E1 – E4	21	±5	10	13	18	29	30	±13	3.6	±0.4	
E5 – E9	34	±5	15	15	10	23	37	±9	3.5	±0.3	
USNR Officers	27	±4	7	12	20	27	34	±7	3.7	±0.2	
O1 – O3	22	±4	8	11	21	24	36	±12	3.7	±0.3	
O4 – O6	30	±5	6	13	20	29	32	±9	3.7	±0.3	
USMCR Enlisted	32	±4	11	10	20	21	38	±7	3.6	±0.2	
E1 – E4	34	±5	10	12	20	21	37	±10	3.6	±0.3	
E5 – E9	30	±5	12	8	20	21	39	±11	3.7	±0.4	
USMCR Officers	28	±4	11	12	17	29	32	±8	3.6	±0.3	
O1 – O3	27	±7	7	10	29	22	32	±16	3.6	±0.4	
O4 – O6	28	±5	12	11	15	30	31	±10	3.6	±0.3	
ANG Enlisted	28	±4	11	12	19	26	32	±7	3.5	±0.2	
E1 – E4	23	±4	8	11	20	26	35	±11	3.7	±0.3	
E5 – E9	29	±4	12	12	19	26	31	±7	3.5	±0.2	
ANG Officers	31	±3	12	15	16	26	31	±7	3.5	±0.2	
O1 – O3	33	±4	16	10	21	22	31	±9	3.4	±0.3	
O4 – O6	30	±5	10	18	14	28	30	±9	3.5	±0.3	
USAFR Enlisted	23	±3	10	10	19	25	35	±6	3.7	±0.2	
E1 – E4	13	±4	13	12	23	21	32	±18	3.5	±0.5	
E5 – E9	26	±3	10	9	19	26	36	±7	3.7	±0.2	
USAFR Officers	20	±3	14	15	23	23	25	±7	3.3	±0.2	
O1 – O3	19	±4	12	21	17	30	20	±12	3.2	±0.4	
O4 – O6	20	±3	15	14	24	21	27	±8	3.3	±0.3	

Note. Percent responding are Reserve component spouses who answered the question and whose husband/wife was activated and deployed in the past 24 months (Q13/Q14).

31. How important are each of the following to you in being able to cope with deployment(s)?

j. Deployment pay

1. Not important
4. Important

2. Somewhat important
5. Very important

3. Moderately important

	Percent Responding		Percentages					Max ME	Average Importance		
			1	2	3	4	5				
MEMBER DEMOGRAPHICS											
Total DoD	31	±1	2	2	5	15	75	±2	4.6	±0.1	
ARNG	37	±2	2	2	4	14	77	±3	4.6	±0.1	
USAR	26	±2	2	2	5	15	76	±4	4.6	±0.1	
USNR	30	±3	1	2	4	15	77	±5	4.6	±0.1	
USMCR	31	±3	3	2	5	14	76	±5	4.6	±0.1	
ANG	29	±3	2	3	8	18	70	±6	4.5	±0.1	
USAFR	23	±2	4	2	4	17	73	±5	4.5	±0.1	
Enlisted	31	±2	2	2	4	15	77	±2	4.6	±0.1	
E1 – E4	30	±3	1	3	3	15	77	±4	4.6	±0.1	
E5 – E9	32	±2	2	2	5	14	77	±3	4.6	±0.1	
Officers	31	±2	3	2	7	18	70	±3	4.5	±0.1	
O1 – O3	32	±3	3	2	8	18	69	±5	4.5	±0.1	
O4 – O6	29	±2	3	2	6	18	71	±4	4.5	±0.1	
Reserve Unit	34	±2	2	2	5	15	76	±2	4.6	±0.1	
Military Technician	31	±3	2	2	7	18	72	±5	4.6	±0.1	
AGR/FTS/AR	17	±3	3	1	6	20	71	±7	4.5	±0.1	
IMA	19	±4	10	6	8	15	61	±10	4.1	±0.3	
Not Activated Past 24 Months	NA		NA	NA	NA	NA	NA		NA		
Activated Past 24 Months	64	±2	2	2	5	15	75	±2	4.6	±0.1	
Not Deployed Past 24 Months	NA		NA	NA	NA	NA	NA		NA		
Deployed Past 24 Months	99	±1	2	2	5	15	75	±2	4.6	±0.1	
SPOUSE DEMOGRAPHICS											
Male	17	±3	6	5	7	24	59	±7	4.3	±0.2	
Female	33	±2	2	2	5	15	77	±2	4.6	±0.1	
No College/Some College	32	±2	2	2	4	14	78	±3	4.6	±0.1	
4-Year Degree	32	±2	2	2	5	16	75	±3	4.6	±0.1	
Graduate/Professional Degree	29	±3	3	4	7	19	67	±5	4.4	±0.1	
Non-Hispanic White	33	±2	2	2	5	15	76	±2	4.6	±0.1	
Total Minority	28	±2	2	3	4	17	73	±4	4.6	±0.1	
Non-Hispanic Black	25	±4	3	2	2	14	79	±7	4.6	±0.1	
Hispanic	30	±4	1	5	4	18	72	±6	4.6	±0.2	
30 Years Old or Younger	33	±3	2	3	6	16	73	±4	4.6	±0.1	
31 to 40 Years Old	31	±2	2	2	4	14	77	±3	4.6	±0.1	
More Than 40 Years Old	31	±2	3	2	4	16	75	±3	4.6	±0.1	
FAMILY STATUS											
With Child(ren)	31	±2	2	2	4	14	77	±2	4.6	±0.1	
Without Child(ren)	32	±3	3	2	7	18	70	±4	4.5	±0.1	

Note. Percent responding are Reserve component spouses who answered the question and whose husband/wife was activated and deployed in the past 24 months (Q13/Q14).

NA: Not applicable

31. How important are each of the following to you in being able to cope with deployment(s)?

j. Deployment pay

	Percent Responding		Percentages					Max ME	Average Importance		
			1	2	3	4	5				
MEMBER COMPONENT BY PAYGRADE											
ARNG Enlisted	37	±3	2	3	4	14	78	±3	4.6	±0.1	
E1 – E4	38	±4	1	4	3	15	77	±6	4.6	±0.2	
E5 – E9	37	±3	3	2	4	13	79	±4	4.6	±0.1	
ARNG Officers	37	±3	3	2	6	17	72	±5	4.5	±0.1	
O1 – O3	40	±5	2	2	7	18	71	±7	4.5	±0.2	
O4 – O6	33	±4	5	3	5	15	72	±8	4.5	±0.2	
USAR Enlisted	25	±3	2	2	4	14	78	±4	4.7	±0.1	
E1 – E4	20	±3	1	3	3	16	77	±9	4.7	±0.2	
E5 – E9	28	±3	2	2	4	14	78	±5	4.6	±0.1	
USAR Officers	31	±3	3	2	8	18	70	±5	4.5	±0.1	
O1 – O3	27	±4	3	2	10	17	67	±10	4.4	±0.2	
O4 – O6	31	±4	3	1	6	17	74	±7	4.6	±0.2	
USNR Enlisted	32	±4	1	1	4	15	79	±7	4.7	±0.1	
E1 – E4	21	±5	NR	2	1	18	79	±13	4.7	±0.2	
E5 – E9	34	±5	1	1	4	15	79	±8	4.7	±0.1	
USNR Officers	28	±4	2	4	6	16	72	±7	4.5	±0.2	
O1 – O3	23	±5	1	1	9	14	74	±11	4.6	±0.2	
O4 – O6	30	±5	2	4	6	16	72	±9	4.5	±0.2	
USMCR Enlisted	32	±4	2	2	5	12	79	±6	4.6	±0.2	
E1 – E4	34	±5	2	2	6	13	77	±9	4.6	±0.2	
E5 – E9	30	±5	3	2	4	10	81	±9	4.7	±0.2	
USMCR Officers	28	±4	3	1	6	24	66	±8	4.5	±0.2	
O1 – O3	27	±7	3	7	10	20	60	±16	4.3	±0.4	
O4 – O6	28	±5	4	0	5	26	65	±10	4.5	±0.2	
ANG Enlisted	28	±4	2	3	7	17	71	±7	4.5	±0.2	
E1 – E4	23	±4	1	2	6	15	76	±10	4.6	±0.2	
E5 – E9	29	±4	2	3	7	18	70	±7	4.5	±0.2	
ANG Officers	30	±4	3	2	10	19	67	±7	4.5	±0.2	
O1 – O3	33	±4	4	3	7	19	67	±9	4.4	±0.2	
O4 – O6	29	±5	2	1	11	20	67	±10	4.5	±0.2	
USAFR Enlisted	24	±3	4	2	3	16	75	±6	4.6	±0.2	
E1 – E4	13	±4	6	NR	NR	23	72	±18	4.5	±0.3	
E5 – E9	26	±3	4	2	4	15	75	±6	4.6	±0.2	
USAFR Officers	21	±3	5	2	5	22	66	±7	4.4	±0.2	
O1 – O3	20	±4	3	1	7	19	69	±12	4.5	±0.3	
O4 – O6	21	±3	5	2	5	23	65	±9	4.4	±0.2	

Note. Percent responding are Reserve component spouses who answered the question and whose husband/wife was activated and deployed in the past 24 months (Q13/Q14).

NR: Not reportable

31. How important are each of the following to you in being able to cope with deployment(s)?

k. Family Readiness/Support Group

1. Not important
4. Important

2. Somewhat important
5. Very important

3. Moderately important

	Percent Responding		Percentages					Max ME	Average Importance		
			1	2	3	4	5				
MEMBER DEMOGRAPHICS											
Total DoD	31	±1	18	14	17	23	28	±2	3.3	±0.1	
ARNG	37	±2	14	15	16	24	30	±3	3.4	±0.1	
USAR	26	±2	19	12	18	22	29	±4	3.3	±0.2	
USNR	30	±3	22	14	21	20	24	±6	3.1	±0.2	
USMCR	31	±3	16	14	19	18	34	±6	3.4	±0.2	
ANG	29	±3	22	16	17	23	22	±5	3.1	±0.2	
USAFR	22	±2	24	13	19	20	24	±5	3.1	±0.2	
Enlisted	31	±2	16	13	17	23	31	±3	3.4	±0.1	
E1 – E4	29	±3	15	10	18	23	33	±5	3.5	±0.2	
E5 – E9	32	±2	16	14	17	23	30	±3	3.4	±0.1	
Officers	31	±2	25	18	18	21	17	±3	2.9	±0.1	
O1 – O3	32	±3	20	18	19	22	21	±4	3.0	±0.2	
O4 – O6	28	±2	30	18	18	19	14	±4	2.7	±0.1	
Reserve Unit	33	±2	18	14	18	22	28	±2	3.3	±0.1	
Military Technician	31	±3	21	18	18	17	27	±5	3.1	±0.2	
AGR/FTS/AR	17	±3	16	18	14	29	24	±7	3.3	±0.2	
IMA	18	±3	44	12	19	12	13	±10	2.4	±0.3	
Not Activated Past 24 Months	NA		NA	NA	NA	NA	NA		NA		
Activated Past 24 Months	63	±2	18	14	17	23	28	±2	3.3	±0.1	
Not Deployed Past 24 Months	NA		NA	NA	NA	NA	NA		NA		
Deployed Past 24 Months	97	±1	18	14	17	23	28	±2	3.3	±0.1	
SPOUSE DEMOGRAPHICS											
Male	17	±3	31	17	21	15	17	±8	2.7	±0.2	
Female	33	±2	17	14	17	23	29	±2	3.3	±0.1	
No College/Some College	32	±2	16	12	17	23	32	±3	3.4	±0.1	
4-Year Degree	31	±2	19	17	18	22	24	±3	3.2	±0.1	
Graduate/Professional Degree	29	±3	25	19	18	21	17	±4	2.9	±0.2	
Non-Hispanic White	32	±2	20	16	19	22	24	±2	3.2	±0.1	
Total Minority	27	±2	13	9	14	26	38	±4	3.7	±0.1	
Non-Hispanic Black	25	±4	10	7	12	24	46	±8	3.9	±0.2	
Hispanic	30	±4	13	8	14	26	38	±7	3.7	±0.2	
30 Years Old or Younger	32	±3	15	14	17	24	30	±4	3.4	±0.2	
31 to 40 Years Old	31	±2	18	15	17	22	27	±3	3.2	±0.1	
More Than 40 Years Old	30	±2	19	14	18	22	27	±3	3.2	±0.1	
FAMILY STATUS											
With Child(ren)	31	±2	17	14	17	24	28	±2	3.3	±0.1	
Without Child(ren)	31	±3	19	14	19	21	27	±4	3.2	±0.2	

Note. Percent responding are Reserve component spouses who answered the question and whose husband/wife was activated and deployed in the past 24 months (Q13/Q14).

NA: Not applicable

31. How important are each of the following to you in being able to cope with deployment(s)?

k. Family Readiness/Support Group

	Percent Responding		Percentages					Max ME	Average Importance		
			1	2	3	4	5				
MEMBER COMPONENT BY PAYGRADE											
ARNG Enlisted	37	±3	13	13	17	24	33	±4	3.5	±0.1	
E1 – E4	38	±4	14	11	17	23	34	±6	3.5	±0.2	
E5 – E9	37	±3	13	15	16	25	32	±4	3.5	±0.2	
ARNG Officers	37	±3	20	20	16	24	20	±5	3.0	±0.2	
O1 – O3	40	±5	16	20	17	23	24	±7	3.2	±0.3	
O4 – O6	33	±4	25	20	17	23	15	±8	2.8	±0.3	
USAR Enlisted	24	±3	16	10	17	23	34	±5	3.5	±0.2	
E1 – E4	20	±3	18	5	19	22	36	±10	3.5	±0.3	
E5 – E9	27	±3	16	12	16	23	33	±6	3.5	±0.2	
USAR Officers	30	±3	26	17	19	21	16	±5	2.8	±0.2	
O1 – O3	27	±4	22	18	17	25	18	±9	3.0	±0.3	
O4 – O6	30	±4	33	19	17	17	14	±7	2.6	±0.2	
USNR Enlisted	32	±4	19	13	21	20	27	±8	3.2	±0.3	
E1 – E4	21	±5	5	16	24	31	24	±13	3.5	±0.3	
E5 – E9	34	±5	20	12	21	19	28	±9	3.2	±0.3	
USNR Officers	27	±4	30	19	19	18	14	±8	2.7	±0.3	
O1 – O3	23	±4	17	23	23	12	26	±11	3.1	±0.4	
O4 – O6	29	±5	35	17	17	21	10	±9	2.5	±0.3	
USMCR Enlisted	32	±4	11	13	18	18	39	±7	3.6	±0.2	
E1 – E4	34	±5	10	13	21	19	37	±10	3.6	±0.3	
E5 – E9	30	±5	12	14	16	17	40	±11	3.6	±0.3	
USMCR Officers	28	±4	34	15	19	16	15	±8	2.6	±0.3	
O1 – O3	27	±7	35	13	19	13	19	±16	2.7	±0.5	
O4 – O6	28	±5	34	17	17	17	15	±10	2.6	±0.3	
ANG Enlisted	28	±4	21	16	15	23	24	±6	3.1	±0.2	
E1 – E4	23	±4	16	18	17	22	28	±11	3.3	±0.3	
E5 – E9	29	±4	22	16	15	23	24	±7	3.1	±0.3	
ANG Officers	30	±3	28	16	23	20	13	±7	2.7	±0.2	
O1 – O3	33	±4	34	12	23	20	10	±9	2.6	±0.3	
O4 – O6	28	±4	25	18	22	20	14	±9	2.8	±0.3	
USAFR Enlisted	23	±3	20	12	19	22	26	±6	3.2	±0.2	
E1 – E4	12	±4	25	10	16	26	23	±16	3.1	±0.5	
E5 – E9	25	±3	20	13	19	22	26	±6	3.2	±0.2	
USAFR Officers	21	±3	34	16	20	13	18	±7	2.7	±0.3	
O1 – O3	20	±4	30	20	24	8	17	±12	2.6	±0.4	
O4 – O6	21	±3	35	14	18	15	18	±9	2.7	±0.3	

Note. Percent responding are Reserve component spouses who answered the question and whose husband/wife was activated and deployed in the past 24 months (Q13/Q14).

31. How important are each of the following to you in being able to cope with deployment(s)?

I. Understanding why the deployment is important/necessary

1. Not important
4. Important

2. Somewhat important
5. Very important

3. Moderately important

	Percent Responding		Percentages					Max ME	Average Importance		
			1	2	3	4	5				
MEMBER DEMOGRAPHICS											
Total DoD	31	±1	14	11	16	27	33	±2	3.6	±0.1	
ARNG	37	±2	12	10	14	28	35	±3	3.6	±0.1	
USAR	26	±2	14	11	16	25	35	±4	3.6	±0.2	
USNR	30	±3	16	9	18	27	30	±6	3.5	±0.2	
USMCR	31	±3	13	15	15	23	34	±6	3.5	±0.2	
ANG	29	±3	14	12	18	27	28	±6	3.4	±0.2	
USAFR	22	±2	17	10	17	24	31	±5	3.4	±0.2	
Enlisted	31	±2	12	10	15	27	35	±3	3.6	±0.1	
E1 – E4	30	±3	10	11	16	27	36	±5	3.7	±0.2	
E5 – E9	32	±2	13	10	15	27	35	±3	3.6	±0.1	
Officers	31	±2	18	13	17	26	26	±3	3.3	±0.1	
O1 – O3	32	±3	16	14	16	25	29	±5	3.4	±0.2	
O4 – O6	29	±2	20	12	17	26	24	±4	3.2	±0.1	
Reserve Unit	34	±2	13	10	16	27	34	±2	3.6	±0.1	
Military Technician	31	±3	14	9	19	24	33	±6	3.5	±0.2	
AGR/FTS/AR	17	±3	11	12	15	30	32	±7	3.6	±0.2	
IMA	19	±4	27	14	16	24	19	±10	2.9	±0.3	
Not Activated Past 24 Months	NA		NA	NA	NA	NA	NA		NA		
Activated Past 24 Months	64	±2	14	11	16	27	33	±2	3.6	±0.1	
Not Deployed Past 24 Months	NA		NA	NA	NA	NA	NA		NA		
Deployed Past 24 Months	98	±1	14	11	16	27	33	±2	3.6	±0.1	
SPOUSE DEMOGRAPHICS											
Male	17	±3	24	11	17	23	25	±8	3.1	±0.3	
Female	33	±2	13	10	16	27	34	±2	3.6	±0.1	
No College/Some College	32	±2	11	9	15	26	38	±3	3.7	±0.1	
4-Year Degree	32	±2	15	12	17	28	27	±4	3.4	±0.1	
Graduate/Professional Degree	29	±3	20	12	16	26	26	±5	3.3	±0.2	
Non-Hispanic White	33	±2	15	12	17	27	30	±2	3.5	±0.1	
Total Minority	28	±2	9	7	13	28	42	±4	3.9	±0.1	
Non-Hispanic Black	25	±4	10	5	12	26	47	±8	4.0	±0.2	
Hispanic	30	±4	8	7	14	29	41	±6	3.9	±0.2	
30 Years Old or Younger	33	±3	11	11	15	27	36	±4	3.7	±0.1	
31 to 40 Years Old	31	±2	15	11	17	28	29	±3	3.4	±0.1	
More Than 40 Years Old	31	±2	14	10	15	27	35	±3	3.6	±0.1	
FAMILY STATUS											
With Child(ren)	31	±2	13	11	16	27	33	±3	3.6	±0.1	
Without Child(ren)	32	±3	15	10	15	26	35	±4	3.6	±0.2	

Note. Percent responding are Reserve component spouses who answered the question and whose husband/wife was activated and deployed in the past 24 months (Q13/Q14).

NA: Not applicable

31. How important are each of the following to you in being able to cope with deployment(s)?

I. Understanding why the deployment is important/necessary



































	Percent Responding		Percentages					Max ME	Average Importance		
			1	2	3	4	5				
MEMBER COMPONENT BY PAYGRADE											
ARNG Enlisted	37	±3	12	9	14	28	37	±4	3.7	±0.1	
E1 – E4	38	±4	10	11	16	28	35	±6	3.7	±0.2	
E5 – E9	37	±3	13	8	13	28	37	±4	3.7	±0.2	
ARNG Officers	37	±3	14	14	14	29	29	±5	3.4	±0.2	
O1 – O3	40	±5	13	16	12	28	30	±7	3.5	±0.3	
O4 – O6	33	±4	14	11	16	30	29	±8	3.5	±0.3	
USAR Enlisted	25	±3	12	10	15	24	37	±5	3.6	±0.2	
E1 – E4	20	±3	11	11	13	25	40	±10	3.7	±0.3	
E5 – E9	27	±3	13	10	16	24	37	±6	3.6	±0.2	
USAR Officers	30	±3	17	11	18	27	28	±5	3.4	±0.2	
O1 – O3	27	±4	15	14	18	21	31	±10	3.4	±0.3	
O4 – O6	31	±4	20	10	17	28	24	±7	3.3	±0.2	
USNR Enlisted	32	±4	13	8	19	28	33	±8	3.6	±0.2	
E1 – E4	21	±5	9	6	20	30	35	±13	3.8	±0.4	
E5 – E9	34	±5	14	8	19	27	32	±9	3.6	±0.3	
USNR Officers	28	±4	22	12	15	26	24	±7	3.2	±0.3	
O1 – O3	23	±5	13	16	20	22	28	±11	3.3	±0.4	
O4 – O6	30	±5	25	11	13	28	23	±9	3.1	±0.3	
USMCR Enlisted	32	±4	11	14	15	23	37	±7	3.6	±0.2	
E1 – E4	34	±5	9	11	15	28	37	±10	3.7	±0.3	
E5 – E9	30	±5	13	17	15	18	37	±11	3.5	±0.4	
USMCR Officers	27	±4	21	17	16	25	22	±8	3.1	±0.3	
O1 – O3	25	±7	14	27	25	14	20	±17	3.0	±0.5	
O4 – O6	27	±5	23	16	12	28	21	±10	3.1	±0.3	
ANG Enlisted	28	±4	13	12	17	28	30	±7	3.5	±0.2	
E1 – E4	23	±4	11	16	16	23	34	±11	3.5	±0.3	
E5 – E9	29	±4	13	12	18	28	29	±7	3.5	±0.2	
ANG Officers	30	±4	20	13	23	21	22	±7	3.1	±0.2	
O1 – O3	33	±4	22	9	19	24	27	±9	3.2	±0.3	
O4 – O6	29	±5	19	15	25	20	20	±9	3.1	±0.3	
USAFR Enlisted	23	±3	14	9	17	24	36	±6	3.6	±0.2	
E1 – E4	13	±4	8	6	27	24	35	±18	3.7	±0.4	
E5 – E9	25	±3	14	10	16	24	36	±7	3.6	±0.2	
USAFR Officers	21	±3	28	12	18	23	19	±7	2.9	±0.3	
O1 – O3	20	±4	28	10	21	24	16	±12	2.9	±0.4	
O4 – O6	21	±3	28	13	18	22	20	±8	2.9	±0.3	

Note. Percent responding are Reserve component spouses who answered the question and whose husband/wife was activated and deployed in the past 24 months (Q13/Q14).

31. How important are each of the following to you in being able to cope with deployment(s)?

m. Locally available counseling/support services

1. Not important
 2. Somewhat important
 3. Moderately important
 4. Important
 5. Very important

	Percent Responding		Percentages					Max ME	Average Importance		
			1	2	3	4	5				
MEMBER DEMOGRAPHICS											
Total DoD	31	±1	21	16	16	22	25	±2	3.1	±0.1	
ARNG	37	±2	17	15	17	23	27	±3	3.3	±0.1	
USAR	26	±2	20	15	14	23	28	±4	3.2	±0.2	
USNR	30	±3	25	16	14	23	21	±6	3.0	±0.2	
USMCR	31	±3	22	15	19	16	28	±6	3.1	±0.2	
ANG	29	±3	30	17	17	16	20	±6	2.8	±0.2	
USAFR	23	±2	23	19	17	19	21	±5	3.0	±0.2	
Enlisted	31	±2	19	15	16	23	27	±2	3.2	±0.1	
E1 – E4	29	±3	16	14	18	22	29	±5	3.3	±0.2	
E5 – E9	32	±2	20	15	15	23	27	±3	3.2	±0.1	
Officers	31	±2	28	19	17	18	18	±3	2.8	±0.1	
O1 – O3	32	±3	25	19	16	20	21	±4	2.9	±0.2	
O4 – O6	29	±2	33	20	17	14	16	±4	2.6	±0.2	
Reserve Unit	34	±2	21	16	16	21	26	±2	3.2	±0.1	
Military Technician	31	±3	25	19	15	17	24	±5	3.0	±0.2	
AGR/FTS/AR	17	±3	18	14	18	28	21	±7	3.2	±0.2	
IMA	18	±4	40	15	14	16	15	±10	2.5	±0.3	
Not Activated Past 24 Months	NA		NA	NA	NA	NA	NA		NA		
Activated Past 24 Months	64	±2	21	16	16	22	25	±2	3.1	±0.1	
Not Deployed Past 24 Months	NA		NA	NA	NA	NA	NA		NA		
Deployed Past 24 Months	98	±1	21	16	16	22	25	±2	3.1	±0.1	
SPOUSE DEMOGRAPHICS											
Male	17	±3	32	20	17	14	17	±7	2.7	±0.3	
Female	33	±2	20	15	16	22	26	±2	3.2	±0.1	
No College/Some College	32	±2	18	14	16	23	29	±3	3.3	±0.1	
4-Year Degree	31	±2	24	18	17	21	20	±4	2.9	±0.1	
Graduate/Professional Degree	29	±3	28	17	15	19	20	±5	2.9	±0.2	
Non-Hispanic White	33	±2	23	18	18	20	22	±2	3.0	±0.1	
Total Minority	27	±2	15	10	13	26	35	±4	3.6	±0.2	
Non-Hispanic Black	24	±4	13	6	12	27	42	±8	3.8	±0.2	
Hispanic	30	±4	15	9	14	25	38	±6	3.6	±0.2	
30 Years Old or Younger	33	±3	18	16	19	22	25	±4	3.2	±0.2	
31 to 40 Years Old	31	±2	21	16	16	20	27	±3	3.2	±0.1	
More Than 40 Years Old	30	±2	23	14	15	22	25	±3	3.1	±0.1	
FAMILY STATUS											
With Child(ren)	31	±2	21	15	16	22	26	±2	3.2	±0.1	
Without Child(ren)	32	±3	21	17	17	20	24	±4	3.1	±0.2	

Note. Percent responding are Reserve component spouses who answered the question and whose husband/wife was activated and deployed in the past 24 months (Q13/Q14).

NA: Not applicable

31. How important are each of the following to you in being able to cope with deployment(s)?
 m. Locally available counseling/support services

	Percent Responding		Percentages					Max ME	Average Importance		
			1	2	3	4	5				
MEMBER COMPONENT BY PAYGRADE											
ARNG Enlisted	37	±3	16	14	17	24	28	±4	3.3	±0.1	
E1 – E4	38	±4	17	12	19	23	29	±6	3.3	±0.2	
E5 – E9	37	±3	16	15	17	25	28	±4	3.3	±0.2	
ARNG Officers	37	±3	22	19	17	20	22	±4	3.0	±0.2	
O1 – O3	40	±5	19	20	15	21	24	±7	3.1	±0.3	
O4 – O6	33	±4	26	22	17	15	20	±8	2.8	±0.3	
USAR Enlisted	25	±3	17	14	12	24	32	±5	3.4	±0.2	
E1 – E4	20	±3	15	16	11	22	36	±10	3.5	±0.3	
E5 – E9	27	±3	18	13	13	25	31	±6	3.4	±0.2	
USAR Officers	30	±3	28	16	18	20	18	±5	2.9	±0.2	
O1 – O3	27	±4	26	15	18	23	18	±10	2.9	±0.3	
O4 – O6	31	±4	33	18	16	17	17	±7	2.7	±0.3	
USNR Enlisted	31	±4	22	14	14	26	24	±8	3.1	±0.3	
E1 – E4	21	±5	11	14	29	27	19	±13	3.3	±0.4	
E5 – E9	33	±5	24	15	12	25	24	±9	3.1	±0.3	
USNR Officers	28	±4	33	20	14	17	16	±8	2.6	±0.3	
O1 – O3	23	±5	24	17	15	23	22	±11	3.0	±0.4	
O4 – O6	30	±5	37	21	14	16	13	±9	2.5	±0.3	
USMCR Enlisted	32	±4	18	15	21	16	30	±7	3.3	±0.3	
E1 – E4	34	±5	13	15	26	18	28	±9	3.3	±0.3	
E5 – E9	30	±5	23	16	16	13	33	±11	3.2	±0.4	
USMCR Officers	28	±4	37	16	13	15	18	±8	2.6	±0.3	
O1 – O3	27	±7	35	10	19	10	25	±16	2.8	±0.6	
O4 – O6	28	±5	37	20	12	16	15	±10	2.5	±0.3	
ANG Enlisted	28	±4	28	17	16	17	22	±7	2.9	±0.2	
E1 – E4	23	±4	25	17	16	14	28	±11	3.0	±0.4	
E5 – E9	29	±4	29	17	16	17	21	±7	2.9	±0.3	
ANG Officers	30	±4	38	19	18	12	12	±7	2.4	±0.2	
O1 – O3	33	±4	39	22	11	16	12	±10	2.4	±0.3	
O4 – O6	29	±5	38	18	22	10	13	±10	2.4	±0.3	
USAFR Enlisted	23	±3	19	18	17	21	24	±6	3.1	±0.2	
E1 – E4	13	±4	13	15	33	13	26	±17	3.2	±0.5	
E5 – E9	25	±3	19	18	16	22	24	±6	3.1	±0.2	
USAFR Officers	21	±3	37	21	17	13	13	±7	2.4	±0.2	
O1 – O3	20	±4	36	24	16	9	14	±12	2.4	±0.4	
O4 – O6	21	±3	37	20	17	14	12	±9	2.4	±0.3	

Note. Percent responding are Reserve component spouses who answered the question and whose husband/wife was activated and deployed in the past 24 months (Q13/Q14).

31. How important are each of the following to you in being able to cope with deployment(s)?

n. Telephonic counseling/support services (e.g., Military OneSource)

1. Not important
4. Important

2. Somewhat important
5. Very important

3. Moderately important

	Percent Responding		Percentages					Max ME	Average Importance		
			1	2	3	4	5				
MEMBER DEMOGRAPHICS											
Total DoD	31	±1	26	18	18	18	20	±2	2.9	±0.1	
ARNG	37	±2	23	18	19	19	21	±3	3.0	±0.1	
USAR	26	±2	23	16	16	20	24	±4	3.1	±0.2	
USNR	30	±3	29	17	17	20	17	±6	2.8	±0.2	
USMCR	31	±3	25	18	19	13	24	±6	2.9	±0.2	
ANG	29	±3	36	19	16	14	15	±6	2.5	±0.2	
USAFR	22	±2	30	20	16	15	20	±5	2.8	±0.2	
Enlisted	31	±2	23	17	18	19	22	±2	3.0	±0.1	
E1 – E4	29	±3	19	17	22	18	24	±5	3.1	±0.2	
E5 – E9	32	±2	25	18	17	20	22	±3	3.0	±0.1	
Officers	31	±2	36	20	17	14	14	±3	2.5	±0.1	
O1 – O3	32	±3	31	22	18	15	15	±5	2.6	±0.2	
O4 – O6	29	±2	43	18	15	12	12	±4	2.3	±0.1	
Reserve Unit	34	±2	26	18	18	18	21	±2	2.9	±0.1	
Military Technician	31	±3	30	20	15	16	20	±6	2.8	±0.2	
AGR/FTS/AR	17	±3	26	19	20	19	17	±7	2.8	±0.2	
IMA	19	±4	49	14	17	7	12	±10	2.2	±0.3	
Not Activated Past 24 Months	NA		NA	NA	NA	NA	NA		NA		
Activated Past 24 Months	63	±2	26	18	18	18	20	±2	2.9	±0.1	
Not Deployed Past 24 Months	NA		NA	NA	NA	NA	NA		NA		
Deployed Past 24 Months	98	±1	26	18	18	18	20	±2	2.9	±0.1	
SPOUSE DEMOGRAPHICS											
Male	17	±3	39	19	14	12	16	±7	2.5	±0.3	
Female	33	±2	25	18	18	18	21	±2	2.9	±0.1	
No College/Some College	32	±2	22	16	18	20	24	±3	3.1	±0.1	
4-Year Degree	31	±2	29	22	17	17	16	±4	2.7	±0.1	
Graduate/Professional Degree	29	±3	38	18	17	13	14	±5	2.5	±0.2	
Non-Hispanic White	33	±2	29	20	19	16	16	±2	2.7	±0.1	
Total Minority	28	±2	17	13	15	24	31	±4	3.4	±0.2	
Non-Hispanic Black	25	±4	15	9	13	26	37	±8	3.6	±0.2	
Hispanic	30	±4	16	14	13	22	35	±6	3.5	±0.2	
30 Years Old or Younger	33	±3	21	19	21	19	20	±4	3.0	±0.1	
31 to 40 Years Old	31	±2	26	19	17	17	20	±3	2.9	±0.1	
More Than 40 Years Old	31	±2	29	16	16	19	21	±3	2.9	±0.1	
FAMILY STATUS											
With Child(ren)	31	±2	26	17	18	19	21	±2	2.9	±0.1	
Without Child(ren)	32	±3	27	19	17	17	19	±4	2.8	±0.2	

Note. Percent responding are Reserve component spouses who answered the question and whose husband/wife was activated and deployed in the past 24 months (Q13/Q14).

NA: Not applicable

31. How important are each of the following to you in being able to cope with deployment(s)?

n. Telephonic counseling/support services (e.g., Military OneSource)

	Percent Responding		Percentages					Max ME	Average Importance		
			1	2	3	4	5				
MEMBER COMPONENT BY PAYGRADE											
ARNG Enlisted	37	±3	21	18	19	20	22	±3	3.0	±0.1	
E1 – E4	38	±4	19	18	23	17	24	±6	3.1	±0.2	
E5 – E9	37	±3	22	18	18	21	21	±4	3.0	±0.2	
ARNG Officers	37	±3	31	20	18	16	16	±5	2.7	±0.2	
O1 – O3	40	±5	28	21	20	15	16	±7	2.7	±0.3	
O4 – O6	33	±4	39	19	16	12	15	±8	2.5	±0.3	
USAR Enlisted	25	±3	20	14	15	22	28	±5	3.3	±0.2	
E1 – E4	20	±3	17	13	15	23	32	±10	3.4	±0.3	
E5 – E9	28	±3	21	15	15	22	27	±6	3.2	±0.2	
USAR Officers	30	±3	31	21	18	15	14	±5	2.6	±0.2	
O1 – O3	27	±4	28	22	18	18	14	±10	2.7	±0.3	
O4 – O6	31	±4	39	21	15	12	12	±7	2.4	±0.2	
USNR Enlisted	31	±4	24	16	18	21	20	±8	3.0	±0.3	
E1 – E4	21	±5	11	18	41	20	10	±13	3.0	±0.3	
E5 – E9	33	±5	26	16	15	22	21	±9	2.9	±0.3	
USNR Officers	28	±4	43	18	13	15	11	±8	2.3	±0.3	
O1 – O3	23	±4	32	18	17	15	18	±11	2.7	±0.4	
O4 – O6	30	±5	47	17	11	16	9	±9	2.2	±0.3	
USMCR Enlisted	32	±4	20	18	21	13	27	±7	3.1	±0.3	
E1 – E4	34	±5	17	21	24	13	25	±9	3.1	±0.3	
E5 – E9	30	±5	24	16	17	13	30	±11	3.1	±0.4	
USMCR Officers	28	±4	43	17	15	12	14	±8	2.4	±0.3	
O1 – O3	27	±7	39	13	13	12	22	±16	2.7	±0.5	
O4 – O6	28	±5	46	20	13	11	11	±10	2.2	±0.3	
ANG Enlisted	28	±4	33	20	16	15	16	±7	2.6	±0.2	
E1 – E4	22	±4	35	21	13	15	16	±11	2.6	±0.4	
E5 – E9	29	±4	33	19	16	15	17	±7	2.6	±0.3	
ANG Officers	30	±4	47	16	17	10	10	±7	2.2	±0.2	
O1 – O3	33	±4	44	21	13	14	7	±9	2.2	±0.3	
O4 – O6	29	±5	48	14	19	8	12	±9	2.2	±0.3	
USAFR Enlisted	23	±3	24	20	17	17	22	±6	2.9	±0.2	
E1 – E4	13	±4	20	18	26	15	21	±18	3.0	±0.5	
E5 – E9	25	±3	25	20	16	17	22	±6	2.9	±0.2	
USAFR Officers	20	±3	46	20	14	9	12	±7	2.2	±0.2	
O1 – O3	20	±4	40	30	13	6	10	±12	2.1	±0.3	
O4 – O6	21	±3	47	16	14	9	13	±9	2.2	±0.3	

Note. Percent responding are Reserve component spouses who answered the question and whose husband/wife was activated and deployed in the past 24 months (Q13/Q14).

31. How important are each of the following to you in being able to cope with deployment(s)?

o. Military-provided child care

1. Not important
4. Important

2. Somewhat important
5. Very important

3. Moderately important

	Percent Responding		Percentages					Max ME	Average Importance		
			1	2	3	4	5				
MEMBER DEMOGRAPHICS											
Total DoD	31	±1	45	9	10	12	24	±2	2.6	±0.1	
ARNG	37	±2	41	9	12	13	26	±3	2.7	±0.1	
USAR	26	±2	45	9	8	11	27	±4	2.7	±0.2	
USNR	30	±3	51	8	8	12	21	±6	2.5	±0.2	
USMCR	31	±3	45	8	12	11	24	±6	2.6	±0.2	
ANG	29	±3	53	9	8	12	17	±6	2.3	±0.2	
USAFR	22	±2	50	8	9	12	21	±5	2.4	±0.2	
Enlisted	31	±2	42	8	11	13	26	±3	2.7	±0.1	
E1 – E4	29	±3	35	8	12	14	30	±5	3.0	±0.2	
E5 – E9	32	±2	44	9	10	13	25	±3	2.6	±0.1	
Officers	31	±2	56	9	8	10	16	±3	2.2	±0.1	
O1 – O3	32	±3	48	9	10	11	22	±5	2.5	±0.2	
O4 – O6	29	±2	63	9	7	8	13	±4	2.0	±0.1	
Reserve Unit	34	±2	45	8	10	12	24	±2	2.6	±0.1	
Military Technician	31	±3	52	7	9	11	21	±6	2.4	±0.2	
AGR/FTS/AR	17	±3	41	14	11	13	22	±7	2.6	±0.3	
IMA	19	±4	61	5	14	3	17	±10	2.1	±0.3	
Not Activated Past 24 Months	NA		NA	NA	NA	NA	NA		NA		
Activated Past 24 Months	63	±2	45	9	10	12	24	±2	2.6	±0.1	
Not Deployed Past 24 Months	NA		NA	NA	NA	NA	NA		NA		
Deployed Past 24 Months	98	±1	45	9	10	12	24	±2	2.6	±0.1	
SPOUSE DEMOGRAPHICS											
Male	17	±3	50	6	11	8	25	±8	2.5	±0.3	
Female	33	±2	45	9	10	13	24	±2	2.6	±0.1	
No College/Some College	32	±2	40	8	11	13	27	±3	2.8	±0.1	
4-Year Degree	31	±2	50	9	9	12	21	±4	2.4	±0.2	
Graduate/Professional Degree	29	±3	55	9	9	10	16	±5	2.2	±0.2	
Non-Hispanic White	32	±2	49	9	10	12	19	±3	2.4	±0.1	
Total Minority	28	±2	34	7	9	14	36	±4	3.1	±0.2	
Non-Hispanic Black	25	±4	36	5	7	12	39	±8	3.1	±0.3	
Hispanic	30	±4	30	7	9	15	39	±7	3.3	±0.2	
30 Years Old or Younger	32	±3	31	10	11	16	31	±4	3.1	±0.2	
31 to 40 Years Old	31	±2	39	9	12	13	28	±3	2.8	±0.1	
More Than 40 Years Old	30	±2	61	8	8	9	15	±3	2.1	±0.1	
FAMILY STATUS											
With Child(ren)	31	±2	38	10	11	13	28	±3	2.8	±0.1	
Without Child(ren)	32	±3	65	6	7	10	12	±4	2.0	±0.2	

Note. Percent responding are Reserve component spouses who answered the question and whose husband/wife was activated and deployed in the past 24 months (Q13/Q14).

NA: Not applicable

31. How important are each of the following to you in being able to cope with deployment(s)?

o. Military-provided child care

	Percent Responding		Percentages					Max ME	Average Importance		
			1	2	3	4	5				
MEMBER COMPONENT BY PAYGRADE											
ARNG Enlisted	37	±3	38	9	13	14	27	±4	2.8	±0.2	
E1 – E4	38	±4	35	8	13	13	31	±7	3.0	±0.3	
E5 – E9	37	±3	40	9	12	14	25	±4	2.7	±0.2	
ARNG Officers	37	±3	52	10	9	10	20	±5	2.3	±0.2	
O1 – O3	40	±5	44	9	11	11	25	±8	2.6	±0.3	
O4 – O6	33	±4	62	10	8	5	14	±8	2.0	±0.3	
USAR Enlisted	25	±3	40	8	8	12	32	±5	2.9	±0.2	
E1 – E4	20	±3	33	8	11	14	34	±10	3.1	±0.4	
E5 – E9	27	±3	43	8	7	11	32	±6	2.8	±0.3	
USAR Officers	30	±3	58	10	9	9	14	±6	2.1	±0.2	
O1 – O3	27	±4	50	9	11	10	20	±10	2.4	±0.4	
O4 – O6	31	±4	64	11	6	8	10	±7	1.9	±0.2	
USNR Enlisted	31	±4	49	8	8	11	23	±8	2.5	±0.3	
E1 – E4	21	±5	35	7	18	17	24	±13	2.9	±0.4	
E5 – E9	34	±5	51	9	6	11	23	±9	2.5	±0.3	
USNR Officers	28	±4	56	6	8	14	16	±8	2.3	±0.3	
O1 – O3	23	±5	48	9	13	14	16	±11	2.4	±0.4	
O4 – O6	30	±5	58	5	6	14	16	±9	2.2	±0.3	
USMCR Enlisted	32	±4	42	8	13	11	27	±7	2.7	±0.3	
E1 – E4	34	±5	41	9	17	12	21	±10	2.6	±0.3	
E5 – E9	30	±5	43	7	9	10	32	±11	2.8	±0.4	
USMCR Officers	28	±4	59	9	7	10	15	±8	2.1	±0.3	
O1 – O3	27	±7	52	3	12	13	19	±16	2.4	±0.6	
O4 – O6	27	±5	60	11	7	9	13	±10	2.0	±0.3	
ANG Enlisted	28	±4	50	9	9	14	18	±7	2.4	±0.3	
E1 – E4	23	±4	48	6	2	21	23	±11	2.7	±0.4	
E5 – E9	29	±4	50	10	10	13	18	±7	2.4	±0.3	
ANG Officers	30	±3	66	7	7	8	12	±7	1.9	±0.2	
O1 – O3	33	±4	58	9	5	14	15	±9	2.2	±0.3	
O4 – O6	28	±5	71	6	8	5	10	±9	1.8	±0.3	
USAFR Enlisted	23	±3	49	7	8	13	23	±6	2.6	±0.2	
E1 – E4	13	±4	25	10	20	26	19	±18	3.0	±0.5	
E5 – E9	25	±3	51	6	7	12	24	±6	2.5	±0.3	
USAFR Officers	21	±3	55	13	10	9	14	±7	2.1	±0.3	
O1 – O3	20	±4	52	11	11	7	19	±12	2.3	±0.4	
O4 – O6	21	±3	56	13	9	9	13	±9	2.1	±0.3	

Note. Percent responding are Reserve component spouses who answered the question and whose husband/wife was activated and deployed in the past 24 months (Q13/Q14).

31. How important are each of the following to you in being able to cope with deployment(s)?

p. Military Family Life Consultants (MFLC)

1. Not important
4. Important

2. Somewhat important
5. Very important

3. Moderately important

	Percent Responding		Percentages					Max ME	Average Importance		
			1	2	3	4	5				
MEMBER DEMOGRAPHICS											
Total DoD	31	±1	38	16	16	14	16	±2	2.5	±0.1	
ARNG	37	±2	34	16	18	15	17	±3	2.7	±0.1	
USAR	26	±2	39	14	13	17	18	±4	2.6	±0.2	
USNR	30	±3	41	18	14	12	14	±6	2.4	±0.2	
USMCR	31	±3	42	18	16	6	18	±6	2.4	±0.2	
ANG	29	±3	47	17	17	10	9	±6	2.2	±0.2	
USAFR	22	±2	42	18	10	15	15	±5	2.4	±0.2	
Enlisted	31	±2	35	16	17	15	18	±3	2.6	±0.1	
E1 – E4	29	±3	31	15	21	14	19	±5	2.7	±0.2	
E5 – E9	32	±2	36	17	15	15	17	±3	2.6	±0.1	
Officers	31	±2	49	17	13	11	9	±3	2.1	±0.1	
O1 – O3	32	±3	42	19	15	14	11	±5	2.3	±0.2	
O4 – O6	29	±2	56	14	12	9	8	±4	2.0	±0.1	
Reserve Unit	33	±2	38	16	16	14	16	±2	2.5	±0.1	
Military Technician	31	±3	42	18	14	12	15	±6	2.4	±0.2	
AGR/FTS/AR	17	±3	37	20	18	14	11	±7	2.4	±0.2	
IMA	18	±4	58	13	12	9	8	±10	2.0	±0.3	
Not Activated Past 24 Months	NA		NA	NA	NA	NA	NA		NA		
Activated Past 24 Months	63	±2	38	16	16	14	16	±2	2.5	±0.1	
Not Deployed Past 24 Months	NA		NA	NA	NA	NA	NA		NA		
Deployed Past 24 Months	97	±1	38	16	16	14	16	±2	2.5	±0.1	
SPOUSE DEMOGRAPHICS											
Male	16	±3	49	17	13	9	13	±7	2.2	±0.3	
Female	33	±2	37	16	16	14	16	±2	2.6	±0.1	
No College/Some College	31	±2	34	16	17	15	19	±3	2.7	±0.1	
4-Year Degree	31	±2	41	19	15	14	12	±4	2.4	±0.1	
Graduate/Professional Degree	29	±3	52	14	14	10	10	±5	2.1	±0.2	
Non-Hispanic White	32	±2	42	18	16	12	12	±3	2.3	±0.1	
Total Minority	27	±2	26	13	15	19	26	±4	3.1	±0.2	
Non-Hispanic Black	25	±4	22	9	17	24	28	±8	3.3	±0.2	
Hispanic	30	±4	25	14	15	18	29	±6	3.1	±0.2	
30 Years Old or Younger	33	±3	33	19	20	14	14	±4	2.6	±0.1	
31 to 40 Years Old	31	±2	37	17	15	13	17	±3	2.6	±0.1	
More Than 40 Years Old	30	±2	43	14	14	15	15	±3	2.5	±0.1	
FAMILY STATUS											
With Child(ren)	31	±2	36	17	16	14	16	±3	2.6	±0.1	
Without Child(ren)	32	±3	43	14	16	14	14	±4	2.4	±0.2	

Note. Percent responding are Reserve component spouses who answered the question and whose husband/wife was activated and deployed in the past 24 months (Q13/Q14).

NA: Not applicable

31. How important are each of the following to you in being able to cope with deployment(s)?

p. Military Family Life Consultants (MFLC)

	Percent Responding		Percentages					Max ME	Average Importance		
			1	2	3	4	5				
MEMBER COMPONENT BY PAYGRADE											
ARNG Enlisted	37	±3	31	16	19	16	18	±4	2.7	±0.1	
E1 – E4	37	±4	30	16	22	13	19	±7	2.7	±0.2	
E5 – E9	37	±3	31	16	18	17	18	±4	2.8	±0.2	
ARNG Officers	37	±3	45	19	12	12	12	±5	2.3	±0.2	
O1 – O3	39	±5	39	20	14	14	13	±8	2.4	±0.2	
O4 – O6	33	±4	56	14	10	9	12	±8	2.1	±0.3	
USAR Enlisted	25	±3	35	14	12	18	21	±5	2.8	±0.2	
E1 – E4	20	±3	33	8	14	20	23	±10	2.9	±0.3	
E5 – E9	27	±3	35	16	11	17	21	±6	2.7	±0.2	
USAR Officers	30	±3	49	14	15	13	9	±6	2.2	±0.2	
O1 – O3	27	±4	40	17	17	17	10	±10	2.4	±0.3	
O4 – O6	31	±4	56	12	13	11	7	±7	2.0	±0.2	
USNR Enlisted	31	±4	37	19	16	13	16	±8	2.5	±0.3	
E1 – E4	21	±5	25	18	30	16	12	±13	2.7	±0.4	
E5 – E9	33	±5	38	19	13	12	17	±9	2.5	±0.3	
USNR Officers	28	±4	52	17	11	12	9	±8	2.1	±0.2	
O1 – O3	22	±4	38	17	14	16	15	±12	2.5	±0.4	
O4 – O6	30	±5	56	17	10	11	7	±9	2.0	±0.3	
USMCR Enlisted	32	±4	39	18	17	7	20	±7	2.5	±0.3	
E1 – E4	34	±5	38	17	20	8	17	±10	2.5	±0.3	
E5 – E9	30	±5	39	19	14	5	22	±11	2.5	±0.4	
USMCR Officers	28	±4	55	20	10	5	10	±8	1.9	±0.3	
O1 – O3	27	±7	49	23	7	5	16	±16	2.2	±0.5	
O4 – O6	27	±5	58	19	10	4	8	±10	1.9	±0.3	
ANG Enlisted	28	±4	44	18	16	11	10	±7	2.3	±0.2	
E1 – E4	23	±4	37	16	19	15	13	±11	2.5	±0.4	
E5 – E9	29	±4	45	18	16	10	10	±7	2.2	±0.2	
ANG Officers	30	±3	58	14	17	6	5	±7	1.9	±0.2	
O1 – O3	33	±4	54	18	17	9	3	±9	1.9	±0.2	
O4 – O6	28	±5	60	11	17	5	6	±10	1.9	±0.3	
USAFR Enlisted	23	±3	39	18	10	16	17	±6	2.6	±0.2	
E1 – E4	13	±4	28	19	29	9	14	±19	2.6	±0.5	
E5 – E9	25	±3	40	17	8	17	18	±6	2.6	±0.2	
USAFR Officers	20	±3	52	20	11	10	8	±7	2.0	±0.2	
O1 – O3	20	±4	52	24	11	5	8	±12	1.9	±0.3	
O4 – O6	20	±3	52	19	10	11	7	±9	2.0	±0.3	

Note. Percent responding are Reserve component spouses who answered the question and whose husband/wife was activated and deployed in the past 24 months (Q13/Q14).

31. How important are each of the following to you in being able to cope with deployment(s)?

q. Deployment Support Programs (e.g., Yellow Ribbon)

1. Not important
4. Important

2. Somewhat important
5. Very important






































3. Moderately important

	Percent Responding		Percentages					Max ME	Average Importance		
			1	2	3	4	5				
MEMBER DEMOGRAPHICS											
Total DoD	31	±1	22	14	17	20	26	±2	3.1	±0.1	
ARNG	37	±2	17	14	19	22	28	±3	3.3	±0.1	
USAR	26	±2	21	13	15	22	29	±4	3.2	±0.2	
USNR	30	±3	34	16	17	16	18	±6	2.7	±0.2	
USMCR	31	±3	30	12	21	13	24	±6	2.9	±0.2	
ANG	29	±3	32	18	18	15	18	±6	2.7	±0.2	
USAFR	22	±2	26	11	13	19	31	±5	3.2	±0.2	
Enlisted	31	±2	19	13	18	21	28	±2	3.3	±0.1	
E1 – E4	29	±3	15	11	19	23	32	±5	3.4	±0.2	
E5 – E9	32	±2	21	14	17	21	27	±3	3.2	±0.1	
Officers	31	±2	33	17	15	17	18	±3	2.7	±0.1	
O1 – O3	32	±3	27	20	14	19	20	±5	2.8	±0.2	
O4 – O6	29	±2	40	14	15	14	16	±4	2.5	±0.2	
Reserve Unit	34	±2	22	14	17	21	27	±2	3.2	±0.1	
Military Technician	31	±3	26	16	17	18	23	±5	3.0	±0.2	
AGR/FTS/AR	17	±3	23	16	22	19	20	±7	3.0	±0.2	
IMA	18	±4	59	12	7	7	14	±10	2.1	±0.3	
Not Activated Past 24 Months	NA		NA	NA	NA	NA	NA		NA		
Activated Past 24 Months	63	±2	22	14	17	20	26	±2	3.1	±0.1	
Not Deployed Past 24 Months	NA		NA	NA	NA	NA	NA		NA		
Deployed Past 24 Months	98	±1	22	14	17	20	26	±2	3.1	±0.1	
SPOUSE DEMOGRAPHICS											
Male	17	±3	38	12	13	21	17	±8	2.7	±0.3	
Female	33	±2	21	14	18	20	27	±2	3.2	±0.1	
No College/Some College	32	±2	19	13	16	22	30	±3	3.3	±0.1	
4-Year Degree	31	±2	25	16	20	17	22	±3	2.9	±0.1	
Graduate/Professional Degree	29	±3	32	17	17	19	16	±5	2.7	±0.2	
Non-Hispanic White	33	±2	25	15	19	20	22	±2	3.0	±0.1	
Total Minority	28	±2	15	12	13	22	38	±4	3.5	±0.2	
Non-Hispanic Black	25	±4	13	9	12	25	41	±8	3.7	±0.2	
Hispanic	30	±4	14	11	14	19	42	±6	3.6	±0.2	
30 Years Old or Younger	33	±3	17	14	21	22	27	±4	3.3	±0.1	
31 to 40 Years Old	31	±2	23	16	17	19	26	±3	3.1	±0.1	
More Than 40 Years Old	30	±2	26	13	15	20	25	±3	3.0	±0.1	
FAMILY STATUS											
With Child(ren)	31	±2	22	14	17	21	27	±2	3.2	±0.1	
Without Child(ren)	32	±3	25	14	18	20	23	±4	3.0	±0.2	

Note. Percent responding are Reserve component spouses who answered the question and whose husband/wife was activated and deployed in the past 24 months (Q13/Q14).
NA: Not applicable

31. How important are each of the following to you in being able to cope with deployment(s)?

q. Deployment Support Programs (e.g., Yellow Ribbon)

	Percent Responding		Percentages					Max ME	Average Importance		
			1	2	3	4	5				
MEMBER COMPONENT BY PAYGRADE											
ARNG Enlisted	37	±3	15	13	19	23	30	±3	3.4	±0.1	
E1 – E4	38	±4	13	11	20	22	34	±6	3.5	±0.2	
E5 – E9	37	±3	16	14	19	23	27	±4	3.3	±0.2	
ARNG Officers	37	±3	27	17	15	21	20	±5	2.9	±0.2	
O1 – O3	39	±5	23	21	12	22	23	±7	3.0	±0.3	
O4 – O6	33	±4	34	10	22	16	19	±8	2.8	±0.3	
USAR Enlisted	25	±3	17	13	14	24	33	±5	3.4	±0.2	
E1 – E4	20	±3	16	8	15	28	33	±10	3.6	±0.3	
E5 – E9	27	±3	17	14	13	23	33	±6	3.4	±0.2	
USAR Officers	30	±3	31	15	17	17	19	±5	2.8	±0.2	
O1 – O3	27	±4	24	19	18	21	19	±9	2.9	±0.3	
O4 – O6	31	±4	40	13	13	15	19	±7	2.6	±0.3	
USNR Enlisted	32	±4	30	14	19	16	20	±8	2.8	±0.3	
E1 – E4	21	±5	22	16	28	19	15	±13	2.9	±0.4	
E5 – E9	34	±5	31	14	18	16	21	±9	2.8	±0.3	
USNR Officers	27	±4	43	20	11	14	11	±8	2.3	±0.2	
O1 – O3	22	±5	31	20	16	13	19	±11	2.7	±0.4	
O4 – O6	29	±5	46	21	10	14	9	±9	2.2	±0.3	
USMCR Enlisted	32	±4	26	11	24	13	26	±7	3.0	±0.3	
E1 – E4	34	±5	25	13	25	15	21	±9	3.0	±0.3	
E5 – E9	30	±5	27	8	22	12	31	±11	3.1	±0.4	
USMCR Officers	28	±4	47	18	10	11	14	±8	2.3	±0.3	
O1 – O3	27	±7	42	17	13	11	16	±16	2.4	±0.5	
O4 – O6	28	±5	49	18	9	11	13	±10	2.2	±0.3	
ANG Enlisted	28	±4	29	17	18	16	19	±7	2.8	±0.2	
E1 – E4	22	±4	26	14	17	23	20	±11	3.0	±0.4	
E5 – E9	29	±4	30	18	18	16	19	±7	2.8	±0.2	
ANG Officers	30	±3	41	19	17	10	12	±7	2.3	±0.2	
O1 – O3	33	±4	43	21	15	11	11	±9	2.3	±0.3	
O4 – O6	28	±4	41	18	19	9	13	±10	2.4	±0.3	
USAFR Enlisted	23	±3	21	10	14	21	35	±6	3.4	±0.2	
E1 – E4	13	±4	18	10	16	31	25	±18	3.4	±0.5	
E5 – E9	25	±3	21	10	13	19	36	±6	3.4	±0.2	
USAFR Officers	21	±3	41	15	11	14	19	±7	2.5	±0.3	
O1 – O3	20	±4	33	21	16	13	17	±12	2.6	±0.4	
O4 – O6	21	±3	44	14	9	14	19	±9	2.5	±0.3	

Note. Percent responding are Reserve component spouses who answered the question and whose husband/wife was activated and deployed in the past 24 months (Q13/Q14).

32. During your spouse's most recent deployment, did your spouse's unit provide any of the following communication methods for the families of deployed members?

a. Newsletters

1. Yes

2. No






































3. Don't know

	Percent Responding		Percentages			Max ME	Percentage Reporting Yes		
			1	2	3				
MEMBER DEMOGRAPHICS									
Total DoD	31	±1	42	41	17	±2	50.0	±2.0	
ARNG	38	±2	55	32	13	±3	63.0	±3.0	
USAR	26	±2	35	48	17	±4	42.0	±5.0	
USNR	31	±3	31	48	21	±6	40.0	±7.0	
USMCR	31	±3	58	29	13	±6	67.0	±6.0	
ANG	29	±3	20	53	26	±6	28.0	±6.0	
USAFR	23	±2	21	60	19	±5	26.0	±5.0	
Enlisted	31	±2	43	41	17	±3	51.0	±3.0	
E1 – E4	29	±3	45	37	18	±5	55.0	±5.0	
E5 – E9	32	±2	42	42	16	±3	50.0	±3.0	
Officers	31	±2	40	44	16	±3	47.0	±3.0	
O1 – O3	33	±3	44	42	13	±5	51.0	±5.0	
O4 – O6	29	±2	34	48	19	±4	41.0	±4.0	
Reserve Unit	34	±2	43	41	16	±2	51.0	±3.0	
Military Technician	31	±3	38	43	20	±6	47.0	±6.0	
AGR/FTS/AR	18	±3	38	44	18	±7	47.0	±7.0	
IMA	19	±4	18	67	16	±9	21.0	±9.0	
Not Activated Past 24 Months	NA		NA	NA	NA		NA		
Activated Past 24 Months	64	±2	42	41	17	±2	50.0	±2.0	
Not Deployed Past 24 Months	NA		NA	NA	NA		NA		
Deployed Past 24 Months	99	±1	42	41	17	±2	50.0	±2.0	
SPOUSE DEMOGRAPHICS									
Male	17	±3	34	48	18	±8	42.0	±8.0	
Female	33	±2	43	41	16	±2	51.0	±2.0	
No College/Some College	32	±2	43	39	18	±3	53.0	±3.0	
4-Year Degree	32	±2	43	43	15	±4	50.0	±4.0	
Graduate/Professional Degree	29	±3	35	49	16	±5	41.0	±5.0	
Non-Hispanic White	33	±2	43	41	16	±2	51.0	±3.0	
Total Minority	28	±2	39	43	18	±4	47.0	±5.0	
Non-Hispanic Black	25	±4	41	42	17	±8	49.0	±8.0	
Hispanic	30	±4	40	43	17	±6	48.0	±7.0	
30 Years Old or Younger	33	±3	46	37	17	±4	55.0	±4.0	
31 to 40 Years Old	31	±2	42	41	17	±3	50.0	±4.0	
More Than 40 Years Old	31	±2	40	45	16	±3	47.0	±4.0	
FAMILY STATUS									
With Child(ren)	31	±2	42	42	16	±3	50.0	±3.0	
Without Child(ren)	32	±3	42	41	17	±4	50.0	±4.0	

Note. Percent responding are Reserve component spouses who answered the question and whose husband/wife was activated and deployed in the past 24 months (Q13/Q14). Percentage Reporting Yes does not include those who indicated they "Don't know."
 NA: Not applicable

32. During your spouse's most recent deployment, did your spouse's unit provide any of the following communication methods for the families of deployed members?

a. Newsletters

	Percent Responding		Percentages			Max ME	Percentage Reporting Yes		
			1	2	3				
MEMBER COMPONENT BY PAYGRADE									
ARNG Enlisted	38	±3	55	32	13	±4	63.0	±4.0	
E1 – E4	38	±4	51	32	17	±7	61.0	±7.0	
E5 – E9	37	±3	56	32	12	±4	64.0	±5.0	
ARNG Officers	38	±3	58	32	9	±5	64.0	±5.0	
O1 – O3	41	±5	62	32	7	±7	66.0	±8.0	
O4 – O6	33	±4	57	31	12	±8	65.0	±8.0	
USAR Enlisted	25	±3	36	49	15	±5	42.0	±6.0	
E1 – E4	20	±3	33	48	19	±10	41.0	±11.0	
E5 – E9	28	±3	37	50	13	±6	42.0	±6.0	
USAR Officers	31	±3	34	45	21	±6	43.0	±6.0	
O1 – O3	27	±4	33	49	18	±9	40.0	±10.0	
O4 – O6	31	±4	34	46	20	±7	42.0	±8.0	
USNR Enlisted	32	±4	36	44	21	±8	45.0	±9.0	
E1 – E4	21	±5	28	48	24	±13	36.0	±15.0	
E5 – E9	34	±5	37	43	20	±9	46.0	±10.0	
USNR Officers	28	±4	19	58	23	±8	25.0	±8.0	
O1 – O3	23	±5	20	58	21	±12	26.0	±13.0	
O4 – O6	30	±5	19	58	23	±9	25.0	±9.0	
USMCR Enlisted	32	±4	63	26	11	±7	70.0	±7.0	
E1 – E4	34	±5	60	27	13	±10	68.0	±10.0	
E5 – E9	30	±5	66	25	9	±11	72.0	±11.0	
USMCR Officers	28	±4	42	37	21	±8	54.0	±9.0	
O1 – O3	27	±7	64	13	23	±16	83.0	±18.0	
O4 – O6	28	±5	37	42	21	±10	47.0	±11.0	
ANG Enlisted	29	±4	20	52	28	±7	28.0	±7.0	
E1 – E4	23	±4	24	52	24	±11	31.0	±12.0	
E5 – E9	29	±4	20	52	28	±7	27.0	±7.0	
ANG Officers	30	±3	21	58	21	±7	27.0	±8.0	
O1 – O3	33	±4	14	60	26	±9	19.0	±10.0	
O4 – O6	29	±4	25	56	19	±9	31.0	±10.0	
USAFR Enlisted	23	±3	23	59	18	±6	28.0	±7.0	
E1 – E4	13	±4	28	53	18	±18	34.0	±20.0	
E5 – E9	25	±3	22	60	18	±6	27.0	±7.0	
USAFR Officers	21	±3	17	62	21	±7	21.0	±7.0	
O1 – O3	20	±4	13	67	20	±12	16.0	±13.0	
O4 – O6	21	±3	18	61	21	±9	22.0	±9.0	

Note. Percent responding are Reserve component spouses who answered the question and whose husband/wife was activated and deployed in the past 24 months (Q13/Q14). Percentage Reporting Yes does not include those who indicated they "Don't know."

32. During your spouse's most recent deployment, did your spouse's unit provide any of the following communication methods for the families of deployed members?

b. Liaison to agencies (e.g., emergency relief, Red Cross)

1. Yes

2. No




































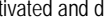

3. Don't know

	Percent Responding		Percentages			Max ME	Percentage Reporting Yes		
			1	2	3				
MEMBER DEMOGRAPHICS									
Total DoD	31	±1	40	37	24	±2	52.0	±3.0	
ARNG	37	±2	49	29	22	±3	63.0	±4.0	
USAR	26	±2	33	45	22	±4	42.0	±5.0	
USNR	31	±3	26	46	28	±6	37.0	±7.0	
USMCR	31	±3	46	32	22	±6	59.0	±7.0	
ANG	29	±3	30	40	29	±6	43.0	±6.0	
USAFR	23	±2	24	50	26	±5	33.0	±6.0	
Enlisted	31	±2	41	36	23	±3	54.0	±3.0	
E1 – E4	29	±3	48	30	22	±5	62.0	±5.0	
E5 – E9	32	±2	39	38	23	±3	51.0	±3.0	
Officers	31	±2	34	40	26	±3	46.0	±3.0	
O1 – O3	33	±3	37	41	22	±5	47.0	±5.0	
O4 – O6	29	±2	30	43	27	±4	41.0	±4.0	
Reserve Unit	34	±2	40	36	24	±2	53.0	±3.0	
Military Technician	31	±3	36	39	25	±6	48.0	±6.0	
AGR/FTS/AR	18	±3	37	38	25	±7	50.0	±8.0	
IMA	18	±4	10	68	23	±9	12.0	±7.0	
Not Activated Past 24 Months	NA		NA	NA	NA		NA		
Activated Past 24 Months	64	±2	40	37	24	±2	52.0	±3.0	
Not Deployed Past 24 Months	NA		NA	NA	NA		NA		
Deployed Past 24 Months	99	±1	40	37	24	±2	52.0	±3.0	
SPOUSE DEMOGRAPHICS									
Male	17	±3	27	44	29	±8	38.0	±8.0	
Female	33	±2	40	36	23	±2	53.0	±3.0	
No College/Some College	32	±2	43	34	23	±3	56.0	±3.0	
4-Year Degree	32	±2	35	39	26	±4	48.0	±4.0	
Graduate/Professional Degree	29	±3	32	44	24	±5	42.0	±5.0	
Non-Hispanic White	33	±2	39	37	24	±2	52.0	±3.0	
Total Minority	28	±2	42	36	22	±4	54.0	±5.0	
Non-Hispanic Black	25	±4	43	35	22	±8	55.0	±8.0	
Hispanic	30	±4	43	35	22	±6	55.0	±7.0	
30 Years Old or Younger	33	±3	45	32	23	±4	59.0	±5.0	
31 to 40 Years Old	31	±2	37	38	24	±3	49.0	±4.0	
More Than 40 Years Old	31	±2	38	38	24	±3	50.0	±4.0	
FAMILY STATUS									
With Child(ren)	31	±2	40	37	23	±3	52.0	±3.0	
Without Child(ren)	32	±3	38	37	25	±4	51.0	±5.0	

Note. Percent responding are Reserve component spouses who answered the question and whose husband/wife was activated and deployed in the past 24 months (Q13/Q14). Percentage Reporting Yes does not include those who indicated they "Don't know."
 NA: Not applicable

32. During your spouse's most recent deployment, did your spouse's unit provide any of the following communication methods for the families of deployed members?

b. Liaison to agencies (e.g., emergency relief, Red Cross)

	Percent Responding		Percentages			Max ME	Percentage Reporting Yes		
			1	2	3				
MEMBER COMPONENT BY PAYGRADE									
ARNG Enlisted	37	±3	50	28	22	±4	64.0	±4.0	
E1 – E4	38	±4	52	25	22	±6	67.0	±7.0	
E5 – E9	37	±3	49	30	21	±4	62.0	±5.0	
ARNG Officers	38	±3	45	32	23	±5	59.0	±6.0	
O1 – O3	41	±5	44	37	19	±7	55.0	±8.0	
O4 – O6	33	±4	49	26	25	±8	66.0	±9.0	
USAR Enlisted	25	±3	35	45	20	±5	43.0	±6.0	
E1 – E4	20	±3	38	38	24	±10	50.0	±11.0	
E5 – E9	28	±3	33	48	19	±6	41.0	±7.0	
USAR Officers	31	±3	30	45	26	±6	40.0	±6.0	
O1 – O3	27	±4	34	47	20	±10	42.0	±11.0	
O4 – O6	31	±4	25	48	26	±7	34.0	±8.0	
USNR Enlisted	32	±4	28	44	28	±8	39.0	±9.0	
E1 – E4	21	±5	38	42	20	±13	47.0	±14.0	
E5 – E9	34	±5	27	44	29	±9	38.0	±10.0	
USNR Officers	28	±4	22	51	27	±8	30.0	±9.0	
O1 – O3	23	±5	21	55	25	±12	27.0	±13.0	
O4 – O6	30	±5	22	50	29	±9	31.0	±11.0	
USMCR Enlisted	32	±4	51	29	21	±7	64.0	±8.0	
E1 – E4	34	±5	54	25	20	±10	68.0	±11.0	
E5 – E9	30	±5	47	32	21	±11	60.0	±12.0	
USMCR Officers	28	±4	28	44	28	±8	38.0	±10.0	
O1 – O3	27	±7	42	20	38	±16	68.0	±21.0	
O4 – O6	28	±5	24	51	25	±10	32.0	±11.0	
ANG Enlisted	28	±4	31	40	29	±7	44.0	±8.0	
E1 – E4	23	±4	38	40	21	±11	49.0	±12.0	
E5 – E9	29	±4	30	40	30	±7	43.0	±8.0	
ANG Officers	30	±3	27	43	30	±7	39.0	±8.0	
O1 – O3	33	±4	29	37	34	±9	44.0	±11.0	
O4 – O6	29	±5	26	46	28	±9	36.0	±11.0	
USAFR Enlisted	23	±3	26	50	24	±6	34.0	±7.0	
E1 – E4	13	±4	31	47	23	±18	40.0	±20.0	
E5 – E9	25	±3	25	50	25	±6	33.0	±7.0	
USAFR Officers	21	±3	20	50	30	±7	28.0	±8.0	
O1 – O3	20	±4	13	54	32	±12	20.0	±14.0	
O4 – O6	21	±3	22	49	29	±8	31.0	±10.0	

Note. Percent responding are Reserve component spouses who answered the question and whose husband/wife was activated and deployed in the past 24 months (Q13/Q14). Percentage Reporting Yes does not include those who indicated they "Don't know."



































32. During your spouse's most recent deployment, did your spouse's unit provide any of the following communication methods for the families of deployed members?

c. Internet/Web sites

1. Yes

2. No


































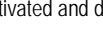



3. Don't know

	Percent Responding		Percentages			Max ME	Percentage Reporting Yes		
			1	2	3				
MEMBER DEMOGRAPHICS									
Total DoD	31	±1	42	39	19	±2	52.0	±2.0	
ARNG	37	±2	52	33	15	±3	62.0	±3.0	
USAR	26	±2	33	46	20	±4	42.0	±5.0	
USNR	30	±3	37	45	18	±6	45.0	±7.0	
USMCR	31	±3	49	37	14	±6	57.0	±7.0	
ANG	29	±3	27	45	28	±6	38.0	±6.0	
USAFR	23	±2	29	50	21	±5	36.0	±6.0	
Enlisted	31	±2	43	39	19	±3	52.0	±3.0	
E1 – E4	29	±3	45	35	20	±5	57.0	±5.0	
E5 – E9	32	±2	42	40	18	±3	51.0	±3.0	
Officers	31	±2	39	42	19	±3	48.0	±3.0	
O1 – O3	33	±3	39	46	16	±5	46.0	±5.0	
O4 – O6	29	±2	37	42	21	±4	47.0	±4.0	
Reserve Unit	34	±2	42	39	19	±2	52.0	±3.0	
Military Technician	31	±3	38	40	22	±6	49.0	±6.0	
AGR/FTS/AR	18	±3	43	40	17	±7	52.0	±8.0	
IMA	19	±4	15	66	19	±9	19.0	±8.0	
Not Activated Past 24 Months	NA		NA	NA	NA		NA		
Activated Past 24 Months	64	±2	42	39	19	±2	52.0	±2.0	
Not Deployed Past 24 Months	NA		NA	NA	NA		NA		
Deployed Past 24 Months	99	±1	42	39	19	±2	52.0	±2.0	
SPOUSE DEMOGRAPHICS									
Male	17	±3	34	44	22	±8	44.0	±8.0	
Female	33	±2	43	39	18	±2	52.0	±3.0	
No College/Some College	32	±2	44	37	18	±3	54.0	±3.0	
4-Year Degree	32	±2	40	40	20	±4	50.0	±4.0	
Graduate/Professional Degree	29	±3	36	48	17	±5	43.0	±5.0	
Non-Hispanic White	33	±2	41	40	18	±2	50.0	±3.0	
Total Minority	28	±2	44	36	19	±4	55.0	±5.0	
Non-Hispanic Black	25	±4	44	39	17	±8	53.0	±8.0	
Hispanic	30	±4	47	34	18	±6	58.0	±7.0	
30 Years Old or Younger	33	±3	44	37	19	±4	54.0	±5.0	
31 to 40 Years Old	31	±2	41	41	18	±3	50.0	±4.0	
More Than 40 Years Old	31	±2	41	40	19	±3	51.0	±4.0	
FAMILY STATUS									
With Child(ren)	31	±2	42	41	18	±3	51.0	±3.0	
Without Child(ren)	32	±3	43	37	20	±4	53.0	±4.0	

Note. Percent responding are Reserve component spouses who answered the question and whose husband/wife was activated and deployed in the past 24 months (Q13/Q14). Percentage Reporting Yes does not include those who indicated they "Don't know."
 NA: Not applicable

32. During your spouse's most recent deployment, did your spouse's unit provide any of the following communication methods for the families of deployed members?

c. Internet/Web sites

	Percent Responding		Percentages			Max ME	Percentage Reporting Yes		
			1	2	3				
MEMBER COMPONENT BY PAYGRADE									
ARNG Enlisted	37	±3	53	32	16	±4	63.0	±4.0	
E1 – E4	38	±4	51	30	19	±7	63.0	±7.0	
E5 – E9	37	±3	53	32	15	±4	62.0	±5.0	
ARNG Officers	38	±3	50	37	13	±5	57.0	±5.0	
O1 – O3	41	±5	44	44	11	±8	50.0	±8.0	
O4 – O6	33	±4	58	28	14	±8	68.0	±9.0	
USAR Enlisted	25	±3	32	49	19	±5	40.0	±6.0	
E1 – E4	20	±3	31	46	23	±10	40.0	±12.0	
E5 – E9	28	±3	33	49	18	±6	40.0	±6.0	
USAR Officers	31	±3	36	41	23	±6	46.0	±6.0	
O1 – O3	27	±4	40	45	15	±10	47.0	±10.0	
O4 – O6	31	±4	32	43	25	±7	43.0	±8.0	
USNR Enlisted	31	±4	39	44	17	±8	47.0	±9.0	
E1 – E4	21	±5	37	44	19	±13	45.0	±14.0	
E5 – E9	34	±5	39	44	16	±9	47.0	±10.0	
USNR Officers	28	±4	31	49	20	±8	39.0	±9.0	
O1 – O3	23	±5	26	57	17	±12	31.0	±13.0	
O4 – O6	30	±5	33	46	22	±9	42.0	±10.0	
USMCR Enlisted	32	±4	53	35	12	±7	60.0	±8.0	
E1 – E4	34	±5	54	32	14	±10	63.0	±10.0	
E5 – E9	30	±5	52	37	11	±11	58.0	±12.0	
USMCR Officers	28	±4	35	45	19	±8	44.0	±9.0	
O1 – O3	27	±7	42	27	32	±16	61.0	±20.0	
O4 – O6	28	±5	35	49	16	±10	41.0	±11.0	
ANG Enlisted	29	±4	28	44	28	±7	39.0	±7.0	
E1 – E4	23	±4	31	43	26	±11	42.0	±12.0	
E5 – E9	29	±4	27	44	29	±7	38.0	±8.0	
ANG Officers	31	±3	27	47	26	±7	36.0	±8.0	
O1 – O3	33	±4	24	47	30	±9	34.0	±11.0	
O4 – O6	29	±5	28	47	25	±9	37.0	±11.0	
USAFR Enlisted	23	±3	30	50	20	±6	37.0	±7.0	
E1 – E4	13	±4	27	47	27	±18	37.0	±20.0	
E5 – E9	25	±3	30	51	19	±6	37.0	±7.0	
USAFR Officers	21	±3	27	51	23	±7	34.0	±8.0	
O1 – O3	20	±4	22	53	25	±12	29.0	±14.0	
O4 – O6	21	±3	28	50	22	±8	36.0	±10.0	

Note. Percent responding are Reserve component spouses who answered the question and whose husband/wife was activated and deployed in the past 24 months (Q13/Q14). Percentage Reporting Yes does not include those who indicated they "Don't know."

32. During your spouse's most recent deployment, did your spouse's unit provide any of the following communication methods for the families of deployed members?

d. Telephone tree

1. Yes

2. No

3. Don't know






































	Percent Responding		Percentages			Max ME	Percentage Reporting Yes		
			1	2	3				
MEMBER DEMOGRAPHICS									
Total DoD	31	±1	30	47	24	±2	39.0	±3.0	
ARNG	38	±2	38	40	22	±3	49.0	±4.0	
USAR	26	±2	26	52	22	±4	33.0	±5.0	
USNR	30	±3	18	54	27	±6	25.0	±7.0	
USMCR	31	±3	20	56	24	±6	27.0	±7.0	
ANG	29	±3	20	50	30	±6	29.0	±6.0	
USAFR	23	±2	19	57	24	±5	25.0	±5.0	
Enlisted	31	±2	30	46	24	±3	39.0	±3.0	
E1 – E4	30	±3	31	44	26	±5	41.0	±6.0	
E5 – E9	32	±2	30	47	23	±3	39.0	±3.0	
Officers	31	±2	28	47	25	±3	37.0	±3.0	
O1 – O3	33	±3	31	47	22	±5	39.0	±6.0	
O4 – O6	29	±2	24	50	26	±4	33.0	±4.0	
Reserve Unit	34	±2	30	46	24	±2	39.0	±3.0	
Military Technician	31	±3	33	44	23	±6	43.0	±6.0	
AGR/FTS/AR	17	±3	31	45	24	±7	41.0	±8.0	
IMA	18	±4	8	70	22	±9	10.0	±7.0	
Not Activated Past 24 Months	NA		NA	NA	NA		NA		
Activated Past 24 Months	64	±2	30	47	24	±2	39.0	±3.0	
Not Deployed Past 24 Months	NA		NA	NA	NA		NA		
Deployed Past 24 Months	99	±1	30	47	24	±2	39.0	±3.0	
SPOUSE DEMOGRAPHICS									
Male	17	±3	25	49	26	±8	34.0	±8.0	
Female	33	±2	30	46	24	±2	39.0	±3.0	
No College/Some College	32	±2	33	44	23	±3	43.0	±3.0	
4-Year Degree	32	±2	26	49	26	±4	34.0	±4.0	
Graduate/Professional Degree	29	±3	25	53	22	±5	32.0	±5.0	
Non-Hispanic White	33	±2	29	47	24	±3	38.0	±3.0	
Total Minority	28	±2	32	44	23	±4	42.0	±5.0	
Non-Hispanic Black	25	±4	30	47	23	±8	39.0	±9.0	
Hispanic	31	±4	34	42	24	±7	45.0	±8.0	
30 Years Old or Younger	33	±3	30	44	26	±4	40.0	±5.0	
31 to 40 Years Old	31	±2	29	49	22	±3	38.0	±4.0	
More Than 40 Years Old	31	±2	30	46	24	±3	39.0	±4.0	
FAMILY STATUS									
With Child(ren)	31	±2	29	48	23	±3	38.0	±3.0	
Without Child(ren)	32	±3	31	45	25	±4	41.0	±5.0	

Note. Percent responding are Reserve component spouses who answered the question and whose husband/wife was activated and deployed in the past 24 months (Q13/Q14). Percentage Reporting Yes does not include those who indicated they "Don't know."

NA: Not applicable

32. During your spouse's most recent deployment, did your spouse's unit provide any of the following communication methods for the families of deployed members?

d. Telephone tree

	Percent Responding		Percentages			Max ME	Percentage Reporting Yes		
			1	2	3				
MEMBER COMPONENT BY PAYGRADE									
ARNG Enlisted	38	±3	37	41	22	±4	48.0	±4.0	
E1 – E4	39	±4	36	39	25	±7	47.0	±7.0	
E5 – E9	37	±3	38	41	21	±4	48.0	±5.0	
ARNG Officers	38	±3	41	38	22	±5	52.0	±6.0	
O1 – O3	41	±5	41	41	18	±8	50.0	±8.0	
O4 – O6	33	±4	43	30	27	±8	59.0	±9.0	
USAR Enlisted	25	±3	27	53	20	±5	33.0	±6.0	
E1 – E4	20	±3	24	50	26	±10	32.0	±12.0	
E5 – E9	28	±3	28	55	18	±6	34.0	±6.0	
USAR Officers	31	±3	25	49	26	±6	34.0	±6.0	
O1 – O3	27	±4	26	53	21	±10	33.0	±10.0	
O4 – O6	31	±4	21	52	27	±7	29.0	±8.0	
USNR Enlisted	31	±4	19	52	28	±8	27.0	±9.0	
E1 – E4	21	±5	14	54	32	±13	21.0	±15.0	
E5 – E9	34	±5	20	52	28	±9	28.0	±10.0	
USNR Officers	28	±4	16	59	25	±8	21.0	±8.0	
O1 – O3	23	±5	8	63	29	±12	12.0	±12.0	
O4 – O6	30	±5	18	58	24	±9	24.0	±10.0	
USMCR Enlisted	32	±4	22	55	23	±7	28.0	±8.0	
E1 – E4	34	±5	19	54	26	±10	26.0	±11.0	
E5 – E9	30	±5	24	57	19	±11	30.0	±12.0	
USMCR Officers	28	±4	14	57	29	±8	20.0	±9.0	
O1 – O3	27	±7	13	49	38	±16	22.0	±21.0	
O4 – O6	28	±5	15	59	27	±10	20.0	±11.0	
ANG Enlisted	29	±4	22	48	31	±7	32.0	±7.0	
E1 – E4	23	±4	23	48	29	±11	33.0	±13.0	
E5 – E9	29	±4	22	48	31	±7	31.0	±8.0	
ANG Officers	30	±3	14	58	28	±7	19.0	±7.0	
O1 – O3	33	±4	17	52	31	±9	24.0	±11.0	
O4 – O6	29	±4	13	61	26	±10	17.0	±9.0	
USAFR Enlisted	23	±3	19	58	23	±6	25.0	±7.0	
E1 – E4	13	±4	16	58	27	±17	21.0	±17.0	
E5 – E9	26	±3	20	58	22	±6	25.0	±7.0	
USAFR Officers	21	±3	18	55	27	±7	25.0	±8.0	
O1 – O3	20	±4	13	58	29	±12	19.0	±14.0	
O4 – O6	21	±3	19	55	26	±9	26.0	±9.0	

Note. Percent responding are Reserve component spouses who answered the question and whose husband/wife was activated and deployed in the past 24 months (Q13/Q14). Percentage Reporting Yes does not include those who indicated they "Don't know."



































32. During your spouse's most recent deployment, did your spouse's unit provide any of the following communication methods for the families of deployed members?

e. E-mail

1. Yes

2. No






































3. Don't know

	Percent Responding		Percentages			Max ME	Percentage Reporting Yes		
			1	2	3				
MEMBER DEMOGRAPHICS									
Total DoD	31	±1	54	32	14	±2	63.0	±2.0	
ARNG	37	±2	63	26	12	±3	71.0	±3.0	
USAR	26	±2	41	42	17	±4	49.0	±5.0	
USNR	31	±3	54	32	14	±6	62.0	±6.0	
USMCR	31	±3	66	23	11	±6	74.0	±6.0	
ANG	29	±3	45	35	21	±6	56.0	±6.0	
USAFR	23	±2	40	43	17	±5	48.0	±5.0	
Enlisted	31	±2	54	32	14	±3	63.0	±3.0	
E1 – E4	29	±3	56	30	14	±5	65.0	±5.0	
E5 – E9	32	±2	54	32	14	±3	63.0	±3.0	
Officers	31	±2	52	33	15	±3	61.0	±3.0	
O1 – O3	32	±3	50	35	15	±5	59.0	±5.0	
O4 – O6	29	±2	51	34	15	±4	60.0	±4.0	
Reserve Unit	34	±2	54	32	15	±2	63.0	±2.0	
Military Technician	31	±3	55	28	17	±6	66.0	±6.0	
AGR/FTS/AR	18	±3	58	30	12	±7	66.0	±8.0	
IMA	19	±4	35	46	18	±10	43.0	±11.0	
Not Activated Past 24 Months	NA		NA	NA	NA		NA		
Activated Past 24 Months	64	±2	54	32	14	±2	63.0	±2.0	
Not Deployed Past 24 Months	NA		NA	NA	NA		NA		
Deployed Past 24 Months	99	±1	54	32	14	±2	63.0	±2.0	
SPOUSE DEMOGRAPHICS									
Male	17	±3	50	34	16	±7	60.0	±8.0	
Female	33	±2	54	32	14	±2	63.0	±2.0	
No College/Some College	32	±2	56	31	14	±3	64.0	±3.0	
4-Year Degree	32	±2	51	33	16	±4	61.0	±4.0	
Graduate/Professional Degree	29	±3	51	35	14	±5	60.0	±5.0	
Non-Hispanic White	33	±2	54	32	14	±3	63.0	±3.0	
Total Minority	28	±2	54	31	15	±4	63.0	±5.0	
Non-Hispanic Black	25	±4	53	33	14	±8	61.0	±9.0	
Hispanic	30	±4	53	31	16	±6	63.0	±6.0	
30 Years Old or Younger	33	±3	55	29	16	±4	65.0	±4.0	
31 to 40 Years Old	31	±2	52	34	14	±3	61.0	±4.0	
More Than 40 Years Old	31	±2	54	32	14	±3	63.0	±4.0	
FAMILY STATUS									
With Child(ren)	31	±2	54	32	14	±3	62.0	±3.0	
Without Child(ren)	32	±3	54	32	15	±4	63.0	±4.0	

Note. Percent responding are Reserve component spouses who answered the question and whose husband/wife was activated and deployed in the past 24 months (Q13/Q14). Percentage Reporting Yes does not include those who indicated they "Don't know."
 NA: Not applicable

32. During your spouse's most recent deployment, did your spouse's unit provide any of the following communication methods for the families of deployed members?

e. E-mail

	Percent Responding		Percentages			Max ME	Percentage Reporting Yes		
			1	2	3				
MEMBER COMPONENT BY PAYGRADE									
ARNG Enlisted	38	±3	62	26	12	±4	71.0	±4.0	
E1 – E4	38	±4	62	27	11	±7	70.0	±7.0	
E5 – E9	37	±3	63	26	12	±4	71.0	±4.0	
ARNG Officers	37	±3	65	23	12	±5	73.0	±5.0	
O1 – O3	40	±5	59	28	13	±8	67.0	±8.0	
O4 – O6	33	±4	73	17	11	±7	81.0	±7.0	
USAR Enlisted	25	±3	40	44	16	±5	47.0	±6.0	
E1 – E4	20	±3	38	41	22	±10	48.0	±11.0	
E5 – E9	27	±3	41	45	14	±6	47.0	±6.0	
USAR Officers	31	±3	43	38	18	±6	53.0	±6.0	
O1 – O3	27	±4	42	42	16	±10	50.0	±10.0	
O4 – O6	31	±4	43	39	18	±7	52.0	±8.0	
USNR Enlisted	32	±4	58	29	13	±8	66.0	±8.0	
E1 – E4	21	±5	53	34	13	±13	61.0	±14.0	
E5 – E9	34	±5	58	29	13	±9	67.0	±9.0	
USNR Officers	28	±4	44	40	15	±8	52.0	±8.0	
O1 – O3	23	±5	37	48	14	±12	44.0	±12.0	
O4 – O6	30	±5	46	38	15	±9	55.0	±10.0	
USMCR Enlisted	32	±4	71	20	9	±7	78.0	±7.0	
E1 – E4	34	±5	72	19	9	±9	79.0	±9.0	
E5 – E9	30	±5	70	21	9	±11	77.0	±11.0	
USMCR Officers	28	±4	50	34	16	±8	60.0	±9.0	
O1 – O3	27	±7	61	13	26	±16	83.0	±18.0	
O4 – O6	28	±5	47	38	15	±10	55.0	±11.0	
ANG Enlisted	29	±4	44	34	22	±7	57.0	±7.0	
E1 – E4	23	±4	40	36	24	±11	53.0	±12.0	
E5 – E9	29	±4	45	33	22	±7	57.0	±8.0	
ANG Officers	30	±3	45	39	16	±7	53.0	±8.0	
O1 – O3	33	±4	38	41	21	±9	48.0	±10.0	
O4 – O6	29	±5	48	38	13	±9	56.0	±10.0	
USAFR Enlisted	23	±3	40	44	16	±6	48.0	±7.0	
E1 – E4	13	±4	31	46	23	±18	40.0	±19.0	
E5 – E9	25	±3	41	44	15	±6	48.0	±7.0	
USAFR Officers	21	±3	38	42	20	±7	48.0	±8.0	
O1 – O3	20	±4	40	40	20	±12	50.0	±13.0	
O4 – O6	21	±3	38	42	20	±9	47.0	±9.0	

Note. Percent responding are Reserve component spouses who answered the question and whose husband/wife was activated and deployed in the past 24 months (Q13/Q14). Percentage Reporting Yes does not include those who indicated they "Don't know."



































33. During your spouse's most recent deployment, did your spouse's unit sponsor any of the following support activities for the families of deployed members?

a. Family social events

1. Yes

2. No






































3. Don't know

	Percent Responding		Percentages			Max ME	Percentage Reporting Yes		
			1	2	3				
MEMBER DEMOGRAPHICS									
Total DoD	31	±1	39	31	30	±2	56.0	±3.0	
ARNG	38	±2	51	22	27	±3	70.0	±3.0	
USAR	26	±2	29	41	30	±4	41.0	±5.0	
USNR	31	±3	24	42	34	±6	36.0	±7.0	
USMCR	31	±3	43	34	23	±6	55.0	±7.0	
ANG	29	±3	26	36	37	±6	42.0	±7.0	
USAFR	22	±2	23	39	39	±5	37.0	±6.0	
Enlisted	31	±2	40	30	30	±3	57.0	±3.0	
E1 – E4	30	±3	42	29	29	±5	59.0	±5.0	
E5 – E9	32	±2	39	31	30	±3	56.0	±3.0	
Officers	31	±2	36	33	31	±3	52.0	±4.0	
O1 – O3	33	±3	41	31	28	±5	57.0	±6.0	
O4 – O6	29	±2	30	36	34	±4	45.0	±5.0	
Reserve Unit	34	±2	39	31	30	±2	56.0	±3.0	
Military Technician	31	±3	38	31	30	±6	55.0	±7.0	
AGR/FTS/AR	18	±3	40	30	30	±7	57.0	±8.0	
IMA	19	±4	17	51	32	±10	25.0	±10.0	
Not Activated Past 24 Months	NA		NA	NA	NA		NA		
Activated Past 24 Months	64	±2	39	31	30	±2	56.0	±3.0	
Not Deployed Past 24 Months	NA		NA	NA	NA		NA		
Deployed Past 24 Months	99	±1	39	31	30	±2	56.0	±3.0	
SPOUSE DEMOGRAPHICS									
Male	17	±3	26	39	35	±8	40.0	±9.0	
Female	33	±2	40	30	30	±2	57.0	±3.0	
No College/Some College	32	±2	39	30	31	±3	57.0	±3.0	
4-Year Degree	32	±2	40	31	29	±4	56.0	±4.0	
Graduate/Professional Degree	29	±3	34	35	31	±5	50.0	±5.0	
Non-Hispanic White	33	±2	40	30	30	±2	57.0	±3.0	
Total Minority	28	±2	35	33	32	±4	52.0	±5.0	
Non-Hispanic Black	25	±4	35	27	37	±8	56.0	±9.0	
Hispanic	30	±4	38	36	26	±7	52.0	±7.0	
30 Years Old or Younger	33	±3	42	28	30	±4	61.0	±5.0	
31 to 40 Years Old	31	±2	40	32	28	±3	56.0	±4.0	
More Than 40 Years Old	31	±2	35	32	33	±3	52.0	±4.0	
FAMILY STATUS									
With Child(ren)	31	±2	39	31	30	±3	56.0	±3.0	
Without Child(ren)	32	±3	37	31	32	±4	54.0	±5.0	

Note. Percent responding are Reserve component spouses who answered the question and whose husband/wife was activated and deployed in the past 24 months (Q13/Q14). Percentage Reporting Yes does not include those who indicated they "Don't know."
 NA: Not applicable

33. During your spouse's most recent deployment, did your spouse's unit sponsor any of the following support activities for the families of deployed members?

a. Family social events

	Percent Responding		Percentages			Max ME	Percentage Reporting Yes		
			1	2	3				
MEMBER COMPONENT BY PAYGRADE									
ARNG Enlisted	38	±3	51	22	28	±4	70.0	±4.0	
E1 – E4	38	±4	47	23	30	±7	68.0	±7.0	
E5 – E9	37	±3	53	21	26	±4	71.0	±4.0	
ARNG Officers	38	±3	53	23	24	±5	70.0	±5.0	
O1 – O3	41	±5	56	23	21	±7	71.0	±8.0	
O4 – O6	33	±4	51	24	25	±8	68.0	±9.0	
USAR Enlisted	25	±3	30	42	28	±5	42.0	±6.0	
E1 – E4	20	±3	34	39	27	±10	46.0	±12.0	
E5 – E9	27	±3	29	43	28	±6	40.0	±7.0	
USAR Officers	30	±3	25	39	36	±6	39.0	±7.0	
O1 – O3	28	±4	30	37	33	±10	45.0	±11.0	
O4 – O6	31	±4	21	41	38	±7	33.0	±9.0	
USNR Enlisted	32	±4	25	42	33	±8	38.0	±9.0	
E1 – E4	21	±5	22	51	27	±13	30.0	±15.0	
E5 – E9	34	±5	26	40	34	±9	39.0	±11.0	
USNR Officers	28	±4	20	44	37	±8	31.0	±9.0	
O1 – O3	23	±5	15	47	38	±12	24.0	±14.0	
O4 – O6	30	±5	21	43	36	±9	33.0	±11.0	
USMCR Enlisted	32	±4	47	32	21	±7	59.0	±8.0	
E1 – E4	34	±5	43	34	23	±10	56.0	±11.0	
E5 – E9	30	±5	51	30	19	±11	63.0	±12.0	
USMCR Officers	28	±4	29	43	28	±8	41.0	±10.0	
O1 – O3	27	±7	31	38	30	±16	45.0	±19.0	
O4 – O6	28	±5	29	45	27	±10	39.0	±12.0	
ANG Enlisted	29	±4	26	36	38	±7	42.0	±8.0	
E1 – E4	23	±4	26	45	29	±11	37.0	±13.0	
E5 – E9	29	±4	27	35	39	±8	43.0	±9.0	
ANG Officers	30	±3	26	39	35	±7	40.0	±9.0	
O1 – O3	33	±4	23	40	38	±9	36.0	±12.0	
O4 – O6	29	±5	28	38	34	±9	42.0	±11.0	
USAFR Enlisted	23	±3	22	39	39	±6	36.0	±8.0	
E1 – E4	13	±4	29	32	39	±17	48.0	±20.0	
E5 – E9	25	±3	21	40	39	±7	34.0	±8.0	
USAFR Officers	21	±3	24	37	39	±7	40.0	±9.0	
O1 – O3	20	±4	28	35	38	±12	45.0	±15.0	
O4 – O6	21	±3	23	37	40	±9	38.0	±11.0	

Note. Percent responding are Reserve component spouses who answered the question and whose husband/wife was activated and deployed in the past 24 months (Q13/Q14). Percentage Reporting Yes does not include those who indicated they "Don't know."

33. During your spouse's most recent deployment, did your spouse's unit sponsor any of the following support activities for the families of deployed members?

b. Family Readiness/Support Groups

1. Yes

2. No





































3. Don't know

	Percent Responding		Percentages			Max ME	Percentage Reporting Yes		
			1	2	3				
MEMBER DEMOGRAPHICS									
Total DoD	31	±1	47	26	27	±2	64.0	±2.0	
ARNG	37	±2	63	16	21	±3	80.0	±3.0	
USAR	26	±2	38	34	27	±4	53.0	±5.0	
USNR	31	±3	20	44	36	±6	31.0	±8.0	
USMCR	31	±3	42	34	24	±6	55.0	±7.0	
ANG	29	±3	31	32	37	±6	49.0	±7.0	
USAFR	22	±2	23	35	41	±5	40.0	±7.0	
Enlisted	31	±2	49	26	26	±3	66.0	±3.0	
E1 – E4	29	±3	55	23	22	±5	70.0	±5.0	
E5 – E9	32	±2	47	26	27	±3	64.0	±3.0	
Officers	31	±2	40	28	32	±3	59.0	±3.0	
O1 – O3	33	±3	45	26	29	±5	63.0	±6.0	
O4 – O6	29	±2	35	31	34	±4	53.0	±5.0	
Reserve Unit	34	±2	47	26	27	±2	65.0	±3.0	
Military Technician	31	±3	50	26	24	±6	66.0	±6.0	
AGR/FTS/AR	18	±3	47	24	29	±7	66.0	±8.0	
IMA	19	±4	17	51	32	±10	25.0	±10.0	
Not Activated Past 24 Months	NA		NA	NA	NA		NA		
Activated Past 24 Months	64	±2	47	26	27	±2	64.0	±2.0	
Not Deployed Past 24 Months	NA		NA	NA	NA		NA		
Deployed Past 24 Months	99	±1	47	26	27	±2	64.0	±2.0	
SPOUSE DEMOGRAPHICS									
Male	17	±3	32	35	33	±8	48.0	±9.0	
Female	33	±2	48	25	27	±2	65.0	±2.0	
No College/Some College	32	±2	50	25	26	±3	67.0	±3.0	
4-Year Degree	32	±2	45	27	28	±4	63.0	±4.0	
Graduate/Professional Degree	29	±3	38	31	31	±5	56.0	±6.0	
Non-Hispanic White	33	±2	48	25	27	±2	66.0	±3.0	
Total Minority	28	±2	43	29	28	±4	59.0	±5.0	
Non-Hispanic Black	25	±4	42	26	33	±8	62.0	±9.0	
Hispanic	30	±4	43	32	25	±7	57.0	±7.0	
30 Years Old or Younger	33	±3	51	23	26	±4	69.0	±4.0	
31 to 40 Years Old	31	±2	46	27	26	±3	63.0	±4.0	
More Than 40 Years Old	31	±2	44	27	29	±3	62.0	±4.0	
FAMILY STATUS									
With Child(ren)	31	±2	47	26	26	±3	64.0	±3.0	
Without Child(ren)	32	±3	45	25	29	±4	64.0	±5.0	

Note. Percent responding are Reserve component spouses who answered the question and whose husband/wife was activated and deployed in the past 24 months (Q13/Q14). Percentage Reporting Yes does not include those who indicated they "Don't know."
 NA: Not applicable

33. During your spouse's most recent deployment, did your spouse's unit sponsor any of the following support activities for the families of deployed members?

b. Family Readiness/Support Groups

	Percent Responding		Percentages			Max ME	Percentage Reporting Yes		
			1	2	3				
MEMBER COMPONENT BY PAYGRADE									
ARNG Enlisted	37	±3	64	16	20	±4	80.0	±3.0	
E1 – E4	38	±4	65	16	19	±6	80.0	±6.0	
E5 – E9	37	±3	63	16	21	±4	80.0	±4.0	
ARNG Officers	38	±3	61	17	22	±5	78.0	±5.0	
O1 – O3	41	±5	60	19	21	±7	76.0	±8.0	
O4 – O6	33	±4	64	15	21	±8	81.0	±7.0	
USAR Enlisted	25	±3	41	35	24	±5	54.0	±6.0	
E1 – E4	20	±3	40	36	24	±10	53.0	±11.0	
E5 – E9	28	±3	42	34	24	±6	55.0	±7.0	
USAR Officers	30	±3	31	34	35	±6	48.0	±7.0	
O1 – O3	28	±4	36	31	33	±10	54.0	±11.0	
O4 – O6	31	±4	29	36	35	±7	45.0	±9.0	
USNR Enlisted	32	±4	20	45	35	±8	31.0	±10.0	
E1 – E4	21	±5	17	53	30	±13	25.0	±15.0	
E5 – E9	34	±5	21	44	35	±9	32.0	±11.0	
USNR Officers	28	±4	19	41	40	±8	31.0	±10.0	
O1 – O3	23	±5	17	42	41	±12	30.0	±15.0	
O4 – O6	30	±5	19	41	40	±9	32.0	±12.0	
USMCR Enlisted	32	±4	46	33	21	±7	58.0	±8.0	
E1 – E4	34	±5	51	27	21	±9	65.0	±11.0	
E5 – E9	30	±5	41	38	21	±11	52.0	±12.0	
USMCR Officers	28	±4	28	39	33	±8	42.0	±10.0	
O1 – O3	27	±7	22	32	46	±16	41.0	±22.0	
O4 – O6	28	±5	31	41	28	±10	43.0	±12.0	
ANG Enlisted	28	±4	32	32	37	±7	50.0	±8.0	
E1 – E4	23	±4	28	35	37	±11	45.0	±13.0	
E5 – E9	29	±4	32	31	37	±7	51.0	±8.0	
ANG Officers	30	±3	28	32	40	±7	47.0	±9.0	
O1 – O3	33	±4	26	31	43	±9	46.0	±12.0	
O4 – O6	29	±5	29	33	38	±10	47.0	±11.0	
USAFR Enlisted	23	±3	25	36	39	±6	41.0	±8.0	
E1 – E4	13	±4	27	28	46	±18	NR		
E5 – E9	25	±3	25	36	39	±6	41.0	±8.0	
USAFR Officers	21	±3	19	35	46	±7	35.0	±10.0	
O1 – O3	20	±4	17	38	45	±12	31.0	±16.0	
O4 – O6	21	±3	19	34	47	±9	36.0	±12.0	

Note. Percent responding are Reserve component spouses who answered the question and whose husband/wife was activated and deployed in the past 24 months (Q13/Q14). Percentage Reporting Yes does not include those who indicated they "Don't know."

NR: Not reportable

33. During your spouse's most recent deployment, did your spouse's unit sponsor any of the following support activities for the families of deployed members?

c. Information briefings

1. Yes

2. No





































3. Don't know

	Percent Responding		Percentages			Max ME	Percentage Reporting Yes		
			1	2	3				
MEMBER DEMOGRAPHICS									
Total DoD	31	±1	31	35	34	±2	47.0	±3.0	
ARNG	37	±2	43	26	31	±3	62.0	±4.0	
USAR	26	±2	22	44	34	±4	33.0	±5.0	
USNR	30	±3	15	48	37	±6	24.0	±7.0	
USMCR	31	±3	45	31	25	±6	59.0	±7.0	
ANG	29	±3	17	39	44	±6	30.0	±6.0	
USAFR	22	±2	15	42	43	±5	26.0	±6.0	
Enlisted	31	±2	31	35	34	±3	48.0	±3.0	
E1 – E4	30	±3	34	33	33	±5	51.0	±6.0	
E5 – E9	32	±2	30	35	34	±3	46.0	±3.0	
Officers	31	±2	29	36	36	±3	45.0	±4.0	
O1 – O3	33	±3	31	34	35	±5	48.0	±6.0	
O4 – O6	29	±2	26	39	35	±4	40.0	±5.0	
Reserve Unit	34	±2	31	35	35	±2	47.0	±3.0	
Military Technician	31	±3	32	34	34	±6	48.0	±7.0	
AGR/FTS/AR	18	±3	33	33	34	±7	50.0	±8.0	
IMA	18	±4	13	54	33	±10	20.0	±9.0	
Not Activated Past 24 Months	NA		NA	NA	NA		NA		
Activated Past 24 Months	64	±2	31	35	34	±2	47.0	±3.0	
Not Deployed Past 24 Months	NA		NA	NA	NA		NA		
Deployed Past 24 Months	98	±1	31	35	34	±2	47.0	±3.0	
SPOUSE DEMOGRAPHICS									
Male	17	±3	21	41	38	±8	34.0	±9.0	
Female	33	±2	31	34	34	±2	48.0	±3.0	
No College/Some College	32	±2	32	33	35	±3	49.0	±3.0	
4-Year Degree	32	±2	30	35	34	±4	46.0	±4.0	
Graduate/Professional Degree	29	±3	28	39	33	±5	42.0	±5.0	
Non-Hispanic White	33	±2	30	35	35	±3	47.0	±3.0	
Total Minority	28	±2	33	35	32	±4	48.0	±5.0	
Non-Hispanic Black	25	±4	35	29	36	±7	55.0	±9.0	
Hispanic	30	±4	32	39	29	±6	45.0	±7.0	
30 Years Old or Younger	33	±3	34	32	34	±4	52.0	±5.0	
31 to 40 Years Old	31	±2	29	36	34	±3	45.0	±4.0	
More Than 40 Years Old	30	±2	29	35	35	±3	45.0	±4.0	
FAMILY STATUS									
With Child(ren)	31	±2	31	36	34	±3	46.0	±3.0	
Without Child(ren)	32	±3	31	33	36	±4	49.0	±5.0	

Note. Percent responding are Reserve component spouses who answered the question and whose husband/wife was activated and deployed in the past 24 months (Q13/Q14). Percentage Reporting Yes does not include those who indicated they "Don't know."
 NA: Not applicable

33. During your spouse's most recent deployment, did your spouse's unit sponsor any of the following support activities for the families of deployed members?

c. Information briefings

	Percent Responding		Percentages			Max ME	Percentage Reporting Yes		
			1	2	3				
MEMBER COMPONENT BY PAYGRADE									
ARNG Enlisted	37	±3	42	26	31	±4	61.0	±4.0	
E1 – E4	38	±4	39	27	34	±7	59.0	±8.0	
E5 – E9	37	±3	44	26	30	±4	62.0	±5.0	
ARNG Officers	37	±3	45	27	29	±5	63.0	±6.0	
O1 – O3	41	±5	44	28	29	±7	61.0	±9.0	
O4 – O6	33	±4	51	25	24	±8	67.0	±9.0	
USAR Enlisted	25	±3	22	46	31	±5	33.0	±6.0	
E1 – E4	20	±3	20	49	31	±10	29.0	±11.0	
E5 – E9	27	±3	23	46	31	±6	34.0	±7.0	
USAR Officers	30	±3	21	39	40	±6	35.0	±7.0	
O1 – O3	28	±4	24	39	38	±10	38.0	±12.0	
O4 – O6	31	±4	20	41	39	±7	33.0	±9.0	
USNR Enlisted	32	±4	16	48	36	±8	25.0	±10.0	
E1 – E4	21	±5	17	57	25	±13	23.0	±14.0	
E5 – E9	34	±5	16	47	38	±9	25.0	±11.0	
USNR Officers	28	±4	12	49	39	±8	19.0	±9.0	
O1 – O3	23	±5	10	49	41	±12	17.0	±13.0	
O4 – O6	30	±5	12	49	39	±9	20.0	±11.0	
USMCR Enlisted	32	±4	50	28	23	±7	64.0	±8.0	
E1 – E4	34	±5	54	23	23	±10	70.0	±11.0	
E5 – E9	30	±5	45	32	23	±11	58.0	±12.0	
USMCR Officers	28	±4	28	40	31	±8	41.0	±10.0	
O1 – O3	27	±7	32	25	43	±16	56.0	±21.0	
O4 – O6	28	±5	28	45	27	±10	38.0	±12.0	
ANG Enlisted	28	±4	17	38	44	±7	31.0	±8.0	
E1 – E4	23	±4	19	36	45	±11	35.0	±14.0	
E5 – E9	29	±4	17	39	44	±7	30.0	±8.0	
ANG Officers	31	±3	17	41	42	±7	29.0	±9.0	
O1 – O3	33	±4	12	39	49	±9	24.0	±12.0	
O4 – O6	30	±5	19	42	39	±9	31.0	±12.0	
USAFR Enlisted	23	±3	15	43	42	±6	26.0	±7.0	
E1 – E4	13	±4	11	42	48	±21	NR		
E5 – E9	25	±3	15	43	42	±7	26.0	±8.0	
USAFR Officers	21	±3	15	41	45	±7	26.0	±9.0	
O1 – O3	20	±4	6	41	52	±12	13.0	±17.0	
O4 – O6	21	±3	17	40	42	±9	30.0	±11.0	

Note. Percent responding are Reserve component spouses who answered the question and whose husband/wife was activated and deployed in the past 24 months (Q13/Q14). Percentage Reporting Yes does not include those who indicated they "Don't know."

NR: Not reportable

33. During your spouse's most recent deployment, did your spouse's unit sponsor any of the following support activities for the families of deployed members?

d. VTC (video teleconference)

1. Yes

2. No

3. Don't know



































	Percent Responding		Percentages			Max ME	Percentage Reporting Yes		
			1	2	3				
MEMBER DEMOGRAPHICS									
Total DoD	31	±1	7	52	41	±2	12.0	±2.0	
ARNG	37	±2	11	48	40	±3	19.0	±3.0	
USAR	26	±2	4	59	38	±4	6.0	±3.0	
USNR	30	±3	2	58	40	±6	4.0	±3.0	
USMCR	31	±3	2	63	34	±6	3.0	±4.0	
ANG	29	±3	3	51	46	±6	5.0	±3.0	
USAFR	22	±2	2	50	48	±5	4.0	±3.0	
Enlisted	31	±2	7	52	41	±3	12.0	±2.0	
E1 – E4	29	±3	7	53	40	±5	11.0	±4.0	
E5 – E9	32	±2	7	52	41	±3	12.0	±3.0	
Officers	31	±2	6	51	42	±3	11.0	±3.0	
O1 – O3	33	±3	7	52	40	±5	12.0	±5.0	
O4 – O6	29	±2	6	51	43	±4	11.0	±3.0	
Reserve Unit	34	±2	7	52	41	±2	12.0	±2.0	
Military Technician	31	±3	8	52	40	±6	14.0	±6.0	
AGR/FTS/AR	17	±3	8	54	38	±7	13.0	±7.0	
IMA	19	±4	2	63	36	±10	3.0	±5.0	
Not Activated Past 24 Months	NA		NA	NA	NA		NA		
Activated Past 24 Months	64	±2	7	52	41	±2	12.0	±2.0	
Not Deployed Past 24 Months	NA		NA	NA	NA		NA		
Deployed Past 24 Months	98	±1	7	52	41	±2	12.0	±2.0	
SPOUSE DEMOGRAPHICS									
Male	17	±3	8	50	42	±8	14.0	±9.0	
Female	33	±2	7	52	41	±2	12.0	±2.0	
No College/Some College	32	±2	8	51	41	±3	13.0	±3.0	
4-Year Degree	32	±2	6	53	41	±4	11.0	±3.0	
Graduate/Professional Degree	29	±3	5	54	42	±5	8.0	±3.0	
Non-Hispanic White	33	±2	7	52	41	±3	12.0	±2.0	
Total Minority	28	±2	7	51	42	±4	11.0	±4.0	
Non-Hispanic Black	25	±4	8	44	47	±7	16.0	±10.0	
Hispanic	30	±4	6	56	38	±7	9.0	±5.0	
30 Years Old or Younger	33	±3	7	51	42	±4	12.0	±4.0	
31 to 40 Years Old	31	±2	7	54	39	±3	12.0	±3.0	
More Than 40 Years Old	31	±2	7	51	42	±3	12.0	±3.0	
FAMILY STATUS									
With Child(ren)	31	±2	7	53	40	±3	11.0	±2.0	
Without Child(ren)	32	±3	7	50	44	±4	12.0	±4.0	

Note. Percent responding are Reserve component spouses who answered the question and whose husband/wife was activated and deployed in the past 24 months (Q13/Q14). Percentage Reporting Yes does not include those who indicated they "Don't know."

NA: Not applicable

33. During your spouse's most recent deployment, did your spouse's unit sponsor any of the following support activities for the families of deployed members?

d. VTC (video teleconference)

	Percent Responding		Percentages			Max ME	Percentage Reporting Yes		
			1	2	3				
MEMBER COMPONENT BY PAYGRADE									
ARNG Enlisted	37	±3	11	48	41	±4	19.0	±4.0	
E1 – E4	38	±4	8	48	43	±7	14.0	±5.0	
E5 – E9	37	±3	13	48	39	±4	22.0	±5.0	
ARNG Officers	37	±3	11	51	38	±5	18.0	±5.0	
O1 – O3	41	±5	10	54	36	±8	16.0	±8.0	
O4 – O6	33	±4	15	47	39	±8	24.0	±9.0	
USAR Enlisted	25	±3	4	63	34	±5	6.0	±4.0	
E1 – E4	20	±3	5	64	31	±10	7.0	±12.0	
E5 – E9	28	±3	3	62	35	±6	5.0	±3.0	
USAR Officers	30	±3	3	50	47	±6	7.0	±5.0	
O1 – O3	28	±4	4	53	44	±10	6.0	±10.0	
O4 – O6	30	±4	4	50	47	±7	7.0	±6.0	
USNR Enlisted	31	±4	2	58	39	±8	3.0	±3.0	
E1 – E4	21	±5	6	69	26	±12	8.0	±12.0	
E5 – E9	34	±5	2	57	42	±9	3.0	±4.0	
USNR Officers	28	±4	3	56	41	±8	5.0	±5.0	
O1 – O3	23	±5	6	53	42	±12	10.0	±13.0	
O4 – O6	30	±5	2	57	41	±9	3.0	±7.0	
USMCR Enlisted	32	±4	2	65	33	±7	2.0	±5.0	
E1 – E4	34	±5	1	62	37	±10	1.0	±8.0	
E5 – E9	30	±5	2	69	29	±11	3.0	±8.0	
USMCR Officers	28	±4	4	57	38	±8	7.0	±9.0	
O1 – O3	27	±7	NR	52	48	±16	NR		
O4 – O6	28	±5	6	58	35	±10	9.0	±11.0	
ANG Enlisted	29	±4	3	51	47	±7	5.0	±4.0	
E1 – E4	23	±4	2	49	48	±11	5.0	±12.0	
E5 – E9	29	±4	3	51	46	±7	5.0	±4.0	
ANG Officers	30	±3	3	52	45	±7	6.0	±6.0	
O1 – O3	33	±4	4	46	50	±9	8.0	±10.0	
O4 – O6	29	±5	3	55	42	±10	5.0	±8.0	
USAFR Enlisted	23	±3	1	51	48	±6	3.0	±3.0	
E1 – E4	13	±4	3	55	42	±17	NR		
E5 – E9	25	±3	1	50	48	±6	2.0	±4.0	
USAFR Officers	21	±3	4	48	48	±7	8.0	±7.0	
O1 – O3	20	±4	4	46	50	±12	7.0	±17.0	
O4 – O6	21	±3	4	49	47	±9	8.0	±9.0	

Note. Percent responding are Reserve component spouses who answered the question and whose husband/wife was activated and deployed in the past 24 months (Q13/Q14). Percentage Reporting Yes does not include those who indicated they "Don't know."

NR: Not reportable

33. During your spouse's most recent deployment, did your spouse's unit sponsor any of the following support activities for the families of deployed members?

e. Counseling services

1. Yes

2. No

3. Don't know





































	Percent Responding		Percentages			Max ME	Percentage Reporting Yes		
			1	2	3				
MEMBER DEMOGRAPHICS									
Total DoD	31	±1	20	38	42	±2	34.0	±3.0	
ARNG	37	±2	27	31	41	±3	47.0	±4.0	
USAR	26	±2	12	49	39	±4	20.0	±5.0	
USNR	31	±3	9	49	42	±6	15.0	±6.0	
USMCR	31	±3	16	47	38	±6	25.0	±8.0	
ANG	29	±3	14	37	49	±6	27.0	±6.0	
USAFR	22	±2	13	42	45	±5	23.0	±6.0	
Enlisted	31	±2	21	38	41	±3	35.0	±3.0	
E1 – E4	29	±3	23	38	39	±5	38.0	±6.0	
E5 – E9	32	±2	20	38	42	±3	34.0	±4.0	
Officers	31	±2	16	39	45	±3	28.0	±4.0	
O1 – O3	33	±3	16	40	45	±5	28.0	±6.0	
O4 – O6	29	±2	16	41	44	±4	28.0	±5.0	
Reserve Unit	34	±2	20	38	42	±2	35.0	±3.0	
Military Technician	31	±3	23	37	40	±6	38.0	±7.0	
AGR/FTS/AR	17	±3	18	41	41	±7	30.0	±8.0	
IMA	18	±4	7	57	36	±10	10.0	±9.0	
Not Activated Past 24 Months	NA		NA	NA	NA		NA		
Activated Past 24 Months	64	±2	20	38	42	±2	34.0	±3.0	
Not Deployed Past 24 Months	NA		NA	NA	NA		NA		
Deployed Past 24 Months	98	±1	20	38	42	±2	34.0	±3.0	
SPOUSE DEMOGRAPHICS									
Male	17	±3	19	40	42	±8	32.0	±10.0	
Female	33	±2	20	38	42	±2	34.0	±3.0	
No College/Some College	32	±2	22	37	41	±3	37.0	±4.0	
4-Year Degree	32	±2	17	39	44	±4	31.0	±5.0	
Graduate/Professional Degree	29	±3	16	42	42	±5	28.0	±6.0	
Non-Hispanic White	33	±2	19	38	43	±3	33.0	±3.0	
Total Minority	28	±2	22	37	41	±4	37.0	±5.0	
Non-Hispanic Black	25	±4	25	32	43	±7	44.0	±10.0	
Hispanic	30	±4	23	40	38	±7	36.0	±8.0	
30 Years Old or Younger	33	±3	21	36	43	±4	36.0	±5.0	
31 to 40 Years Old	31	±2	18	40	42	±3	32.0	±4.0	
More Than 40 Years Old	30	±2	20	38	42	±3	34.0	±4.0	
FAMILY STATUS									
With Child(ren)	31	±2	19	39	42	±3	33.0	±3.0	
Without Child(ren)	32	±3	20	37	43	±4	35.0	±5.0	

Note. Percent responding are Reserve component spouses who answered the question and whose husband/wife was activated and deployed in the past 24 months (Q13/Q14). Percentage Reporting Yes does not include those who indicated they "Don't know."

NA: Not applicable

33. During your spouse's most recent deployment, did your spouse's unit sponsor any of the following support activities for the families of deployed members?

e. Counseling services

	Percent Responding		Percentages			Max ME	Percentage Reporting Yes		
			1	2	3				
MEMBER COMPONENT BY PAYGRADE									
ARNG Enlisted	37	±3	29	30	41	±4	49.0	±5.0	
E1 – E4	38	±4	28	32	40	±7	46.0	±8.0	
E5 – E9	37	±3	29	30	41	±4	50.0	±5.0	
ARNG Officers	38	±3	22	35	43	±5	38.0	±6.0	
O1 – O3	41	±5	18	41	41	±8	31.0	±9.0	
O4 – O6	33	±4	31	29	41	±8	52.0	±10.0	
USAR Enlisted	25	±3	12	51	36	±5	19.0	±6.0	
E1 – E4	20	±3	14	52	35	±10	21.0	±13.0	
E5 – E9	27	±3	12	51	37	±6	18.0	±7.0	
USAR Officers	30	±3	13	42	44	±6	24.0	±7.0	
O1 – O3	28	±4	15	40	44	±10	28.0	±12.0	
O4 – O6	30	±4	12	46	43	±7	20.0	±9.0	
USNR Enlisted	32	±4	8	50	42	±8	14.0	±8.0	
E1 – E4	21	±5	8	52	40	±13	13.0	±15.0	
E5 – E9	34	±5	8	50	42	±9	14.0	±9.0	
USNR Officers	28	±4	10	45	45	±8	18.0	±9.0	
O1 – O3	23	±5	7	47	46	±12	13.0	±15.0	
O4 – O6	30	±5	10	45	45	±9	19.0	±11.0	
USMCR Enlisted	32	±4	19	45	36	±7	29.0	±9.0	
E1 – E4	34	±5	22	43	35	±10	34.0	±12.0	
E5 – E9	30	±5	15	48	37	±11	24.0	±14.0	
USMCR Officers	28	±4	5	52	43	±8	9.0	±9.0	
O1 – O3	27	±7	NR	39	61	±16	NR		
O4 – O6	28	±5	6	56	38	±10	10.0	±11.0	
ANG Enlisted	28	±4	14	37	49	±7	28.0	±8.0	
E1 – E4	23	±4	14	38	48	±11	26.0	±14.0	
E5 – E9	29	±4	14	37	49	±7	28.0	±8.0	
ANG Officers	30	±3	12	38	49	±7	24.0	±9.0	
O1 – O3	33	±4	14	33	54	±9	29.0	±13.0	
O4 – O6	29	±4	12	41	47	±9	22.0	±12.0	
USAFR Enlisted	23	±3	14	43	43	±6	25.0	±7.0	
E1 – E4	13	±4	20	42	39	±18	32.0	±23.0	
E5 – E9	25	±3	13	43	44	±7	24.0	±8.0	
USAFR Officers	21	±3	9	41	49	±7	18.0	±9.0	
O1 – O3	20	±4	11	35	54	±12	24.0	±18.0	
O4 – O6	21	±3	9	43	48	±9	17.0	±11.0	

Note. Percent responding are Reserve component spouses who answered the question and whose husband/wife was activated and deployed in the past 24 months (Q13/Q14). Percentage Reporting Yes does not include those who indicated they "Don't know."

NR: Not reportable



































33. During your spouse's most recent deployment, did your spouse's unit sponsor any of the following support activities for the families of deployed members?

f. Yellow Ribbon Events

1. Yes

2. No


































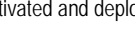



3. Don't know

	Percent Responding		Percentages			Max ME	Percentage Reporting Yes		
			1	2	3				
MEMBER DEMOGRAPHICS									
Total DoD	31	±1	49	23	28	±2	69.0	±2.0	
ARNG	37	±2	65	12	22	±3	84.0	±3.0	
USAR	26	±2	53	26	21	±4	67.0	±5.0	
USNR	30	±3	4	48	48	±6	7.0	±4.0	
USMCR	31	±3	23	40	38	±6	36.0	±8.0	
ANG	29	±3	32	30	39	±6	52.0	±7.0	
USAFR	23	±2	33	29	37	±5	53.0	±6.0	
Enlisted	31	±2	51	22	27	±3	70.0	±3.0	
E1 – E4	30	±3	58	18	24	±5	76.0	±5.0	
E5 – E9	32	±2	49	23	28	±3	68.0	±3.0	
Officers	31	±2	44	26	30	±3	63.0	±3.0	
O1 – O3	33	±3	51	23	26	±5	69.0	±5.0	
O4 – O6	29	±2	34	31	35	±4	52.0	±5.0	
Reserve Unit	34	±2	50	22	27	±2	70.0	±2.0	
Military Technician	31	±3	54	21	25	±6	72.0	±6.0	
AGR/FTS/AR	17	±3	45	23	32	±7	66.0	±8.0	
IMA	19	±4	6	54	39	±10	10.0	±8.0	
Not Activated Past 24 Months	NA		NA	NA	NA		NA		
Activated Past 24 Months	64	±2	49	23	28	±2	69.0	±2.0	
Not Deployed Past 24 Months	NA		NA	NA	NA		NA		
Deployed Past 24 Months	99	±1	49	23	28	±2	69.0	±2.0	
SPOUSE DEMOGRAPHICS									
Male	17	±3	39	33	27	±8	54.0	±9.0	
Female	33	±2	50	22	28	±2	70.0	±2.0	
No College/Some College	32	±2	52	21	27	±3	71.0	±3.0	
4-Year Degree	32	±2	48	23	29	±4	68.0	±4.0	
Graduate/Professional Degree	29	±3	42	27	31	±5	61.0	±6.0	
Non-Hispanic White	33	±2	50	22	28	±3	70.0	±3.0	
Total Minority	28	±2	48	25	27	±4	66.0	±5.0	
Non-Hispanic Black	25	±4	45	24	31	±8	66.0	±9.0	
Hispanic	31	±4	55	24	21	±6	70.0	±6.0	
30 Years Old or Younger	33	±3	56	19	24	±4	75.0	±4.0	
31 to 40 Years Old	31	±2	50	23	28	±3	69.0	±4.0	
More Than 40 Years Old	31	±2	45	25	31	±3	65.0	±4.0	
FAMILY STATUS									
With Child(ren)	31	±2	50	23	27	±3	68.0	±3.0	
Without Child(ren)	32	±3	49	21	30	±4	70.0	±4.0	

Note. Percent responding are Reserve component spouses who answered the question and whose husband/wife was activated and deployed in the past 24 months (Q13/Q14). Percentage Reporting Yes does not include those who indicated they "Don't know."
 NA: Not applicable

33. During your spouse's most recent deployment, did your spouse's unit sponsor any of the following support activities for the families of deployed members?

f. Yellow Ribbon Events

	Percent Responding		Percentages			Max ME	Percentage Reporting Yes		
			1	2	3				
MEMBER COMPONENT BY PAYGRADE									
ARNG Enlisted	37	±3	66	12	23	±4	85.0	±3.0	
E1 – E4	38	±4	67	11	22	±7	86.0	±6.0	
E5 – E9	37	±3	65	12	23	±4	84.0	±4.0	
ARNG Officers	38	±3	65	15	20	±5	81.0	±5.0	
O1 – O3	41	±5	64	18	18	±8	78.0	±8.0	
O4 – O6	33	±4	64	14	22	±8	82.0	±8.0	
USAR Enlisted	25	±3	55	27	18	±5	68.0	±6.0	
E1 – E4	20	±3	58	26	17	±10	69.0	±12.0	
E5 – E9	28	±3	55	27	19	±6	67.0	±7.0	
USAR Officers	30	±3	46	26	28	±6	64.0	±6.0	
O1 – O3	28	±4	52	23	26	±10	70.0	±11.0	
O4 – O6	31	±4	39	30	31	±7	57.0	±9.0	
USNR Enlisted	31	±4	4	48	48	±8	7.0	±5.0	
E1 – E4	21	±5	8	49	43	±13	14.0	±15.0	
E5 – E9	34	±5	3	48	49	±9	6.0	±5.0	
USNR Officers	28	±4	3	48	49	±8	6.0	±8.0	
O1 – O3	23	±5	1	49	50	±11	3.0	±14.0	
O4 – O6	30	±5	4	48	48	±9	8.0	±10.0	
USMCR Enlisted	32	±4	25	38	37	±7	40.0	±9.0	
E1 – E4	34	±5	29	34	37	±10	46.0	±12.0	
E5 – E9	30	±5	20	42	38	±11	33.0	±14.0	
USMCR Officers	28	±4	15	46	39	±8	24.0	±10.0	
O1 – O3	27	±7	20	32	48	±16	38.0	±23.0	
O4 – O6	28	±5	13	51	36	±10	21.0	±12.0	
ANG Enlisted	28	±4	33	29	38	±7	53.0	±8.0	
E1 – E4	23	±4	35	33	32	±11	52.0	±13.0	
E5 – E9	29	±4	32	29	39	±8	53.0	±9.0	
ANG Officers	30	±3	29	32	40	±7	48.0	±9.0	
O1 – O3	33	±4	30	27	44	±9	53.0	±12.0	
O4 – O6	29	±5	28	34	37	±10	45.0	±11.0	
USAFR Enlisted	23	±3	37	28	35	±6	57.0	±7.0	
E1 – E4	13	±4	18	28	54	±16	39.0	±21.0	
E5 – E9	25	±3	39	28	33	±6	58.0	±8.0	
USAFR Officers	21	±3	23	34	43	±7	40.0	±9.0	
O1 – O3	20	±4	37	26	37	±12	58.0	±15.0	
O4 – O6	21	±3	18	36	45	±9	33.0	±11.0	

Note. Percent responding are Reserve component spouses who answered the question and whose husband/wife was activated and deployed in the past 24 months (Q13/Q14). Percentage Reporting Yes does not include those who indicated they "Don't know."

34. How helpful are unit-sponsored, deployment-related support activities/information for you and/or your family?

1. Not at all helpful 2. Slightly helpful 3. Somewhat helpful
 4. Very helpful 5. Extremely helpful

	Percent Responding		Percentages					Max ME	Average Helpfulness		
			1	2	3	4	5				
MEMBER DEMOGRAPHICS											
Total DoD	31	±1	22	14	25	21	18	±2	3.0	±0.1	
ARNG	38	±2	19	13	26	23	20	±3	3.1	±0.1	
USAR	26	±2	25	14	23	19	19	±4	2.9	±0.2	
USNR	29	±3	29	9	30	17	15	±6	2.8	±0.2	
USMCR	31	±3	22	13	23	21	21	±6	3.1	±0.2	
ANG	28	±3	23	18	26	19	15	±5	2.8	±0.2	
USAFR	22	±2	26	14	24	20	16	±5	2.9	±0.2	
Enlisted	31	±2	20	13	25	22	20	±3	3.1	±0.1	
E1 – E4	30	±3	17	12	26	25	21	±5	3.2	±0.2	
E5 – E9	32	±2	21	13	25	21	19	±3	3.0	±0.1	
Officers	31	±2	27	17	26	19	12	±3	2.7	±0.1	
O1 – O3	32	±3	20	18	25	22	15	±5	3.0	±0.2	
O4 – O6	28	±2	33	16	26	17	9	±4	2.5	±0.1	
Reserve Unit	34	±2	21	14	26	21	19	±2	3.0	±0.1	
Military Technician	31	±3	20	18	24	19	19	±5	3.0	±0.2	
AGR/FTS/AR	17	±3	22	14	24	27	14	±7	3.0	±0.2	
IMA	18	±4	50	15	17	8	11	±10	2.1	±0.3	
Not Activated Past 24 Months	NA		NA	NA	NA	NA	NA		NA		
Activated Past 24 Months	63	±2	22	14	25	21	18	±2	3.0	±0.1	
Not Deployed Past 24 Months	NA		NA	NA	NA	NA	NA		NA		
Deployed Past 24 Months	98	±1	22	14	25	21	18	±2	3.0	±0.1	
SPOUSE DEMOGRAPHICS											
Male	17	±3	28	15	26	17	14	±8	2.7	±0.2	
Female	33	±2	21	14	25	21	18	±2	3.0	±0.1	
No College/Some College	32	±2	20	13	25	22	21	±3	3.1	±0.1	
4-Year Degree	31	±2	22	15	27	21	15	±4	2.9	±0.1	
Graduate/Professional Degree	29	±3	30	16	25	16	13	±5	2.6	±0.2	
Non-Hispanic White	32	±2	23	15	26	20	16	±2	2.9	±0.1	
Total Minority	28	±2	18	11	23	24	24	±4	3.2	±0.2	
Non-Hispanic Black	26	±4	19	7	21	26	27	±7	3.3	±0.3	
Hispanic	30	±4	17	9	25	22	27	±6	3.3	±0.2	
30 Years Old or Younger	33	±3	18	13	28	21	19	±4	3.1	±0.1	
31 to 40 Years Old	31	±2	23	13	24	23	17	±3	3.0	±0.1	
More Than 40 Years Old	30	±2	24	15	24	20	18	±3	2.9	±0.1	
FAMILY STATUS											
With Child(ren)	31	±2	22	14	25	21	18	±2	3.0	±0.1	
Without Child(ren)	32	±3	22	13	26	21	18	±4	3.0	±0.2	

Note. Percent responding are Reserve component spouses who answered the question and whose husband/wife was activated and deployed in the past 24 months (Q13/Q14).
 NA: Not applicable

34. How helpful are unit-sponsored, deployment-related support activities/information for you and/or your family?

	Percent Responding		Percentages					Max ME	Average Helpfulness		
			1	2	3	4	5				
MEMBER COMPONENT BY PAYGRADE											
ARNG Enlisted	38	±3	18	12	26	23	21	±4	3.2	±0.1	
E1 – E4	38	±4	17	12	25	25	21	±7	3.2	±0.2	
E5 – E9	37	±3	18	12	27	22	21	±4	3.2	±0.2	
ARNG Officers	37	±3	22	17	24	23	14	±5	2.9	±0.2	
O1 – O3	41	±5	18	17	21	26	18	±7	3.1	±0.2	
O4 – O6	33	±4	27	18	25	21	8	±8	2.7	±0.2	
USAR Enlisted	25	±3	23	12	22	21	21	±5	3.0	±0.2	
E1 – E4	20	±3	17	8	25	26	24	±10	3.3	±0.3	
E5 – E9	27	±3	26	14	21	19	20	±6	2.9	±0.2	
USAR Officers	30	±3	29	17	25	17	12	±5	2.6	±0.2	
O1 – O3	27	±4	19	21	27	19	14	±10	2.9	±0.3	
O4 – O6	30	±4	37	14	24	15	10	±7	2.5	±0.2	
USNR Enlisted	30	±4	26	7	32	19	17	±8	2.9	±0.3	
E1 – E4	21	±5	21	11	38	23	8	±13	2.9	±0.3	
E5 – E9	33	±5	27	6	31	18	18	±9	3.0	±0.3	
USNR Officers	27	±4	36	16	25	14	9	±8	2.4	±0.2	
O1 – O3	22	±5	25	13	33	13	15	±12	2.8	±0.3	
O4 – O6	29	±5	40	17	23	13	6	±9	2.3	±0.3	
USMCR Enlisted	32	±4	19	13	21	23	24	±7	3.2	±0.2	
E1 – E4	34	±5	17	12	23	22	26	±9	3.3	±0.3	
E5 – E9	30	±5	22	13	19	23	22	±11	3.1	±0.4	
USMCR Officers	28	±4	34	13	28	14	11	±8	2.6	±0.3	
O1 – O3	27	±7	28	16	33	13	9	±16	2.6	±0.4	
O4 – O6	27	±5	35	12	28	13	12	±10	2.5	±0.3	
ANG Enlisted	28	±4	22	19	24	19	17	±6	2.9	±0.2	
E1 – E4	23	±4	19	12	29	22	18	±11	3.1	±0.3	
E5 – E9	29	±4	22	19	24	18	16	±7	2.9	±0.2	
ANG Officers	30	±4	27	17	32	18	7	±7	2.6	±0.2	
O1 – O3	32	±4	27	16	29	19	9	±9	2.7	±0.3	
O4 – O6	29	±5	27	17	34	17	5	±10	2.6	±0.3	
USAFR Enlisted	23	±3	24	15	23	22	17	±6	2.9	±0.2	
E1 – E4	13	±4	11	24	23	31	11	±18	3.1	±0.4	
E5 – E9	25	±3	25	13	23	21	17	±6	2.9	±0.2	
USAFR Officers	20	±3	32	14	26	16	12	±7	2.6	±0.2	
O1 – O3	20	±4	18	22	35	18	8	±12	2.8	±0.3	
O4 – O6	20	±3	36	12	23	15	14	±9	2.6	±0.3	

Note. Percent responding are Reserve component spouses who answered the question and whose husband/wife was activated and deployed in the past 24 months (Q13/Q14).

35. For your spouse's most recent deployment, did you have a unit or Service point of contact for assistance while your spouse was away?

1. Yes

2. No






































3. Don't know

	Percent Responding		Percentages			Max ME	Percentage Reporting Yes		
			1	2	3				
MEMBER DEMOGRAPHICS									
Total DoD	31	±1	53	28	19	±2	65.0	±2.0	
ARNG	38	±2	61	21	18	±3	74.0	±3.0	
USAR	26	±2	37	41	22	±4	48.0	±5.0	
USNR	31	±3	52	30	18	±6	63.0	±7.0	
USMCR	31	±3	53	29	18	±6	65.0	±7.0	
ANG	29	±3	50	30	20	±6	62.0	±6.0	
USAFR	23	±2	46	30	24	±5	61.0	±6.0	
Enlisted	32	±2	53	27	20	±3	66.0	±3.0	
E1 – E4	29	±3	49	27	24	±5	64.0	±5.0	
E5 – E9	32	±2	55	27	18	±3	67.0	±3.0	
Officers	31	±2	52	30	19	±3	63.0	±3.0	
O1 – O3	33	±3	53	29	18	±5	65.0	±5.0	
O4 – O6	29	±2	49	33	18	±4	60.0	±4.0	
Reserve Unit	34	±2	53	27	20	±2	66.0	±3.0	
Military Technician	31	±3	58	25	17	±6	69.0	±6.0	
AGR/FTS/AR	18	±3	57	29	14	±7	67.0	±8.0	
IMA	19	±4	30	49	21	±10	38.0	±10.0	
Not Activated Past 24 Months	NA		NA	NA	NA		NA		
Activated Past 24 Months	64	±2	53	28	19	±2	65.0	±2.0	
Not Deployed Past 24 Months	NA		NA	NA	NA		NA		
Deployed Past 24 Months	99	±1	53	28	19	±2	65.0	±2.0	
SPOUSE DEMOGRAPHICS									
Male	17	±3	43	34	23	±8	56.0	±8.0	
Female	34	±2	53	27	19	±2	66.0	±2.0	
No College/Some College	32	±2	52	28	20	±3	65.0	±3.0	
4-Year Degree	32	±2	55	26	19	±4	68.0	±4.0	
Graduate/Professional Degree	29	±3	51	31	18	±5	62.0	±5.0	
Non-Hispanic White	33	±2	55	27	18	±3	67.0	±3.0	
Total Minority	28	±2	47	30	23	±4	61.0	±5.0	
Non-Hispanic Black	25	±4	49	30	21	±8	62.0	±8.0	
Hispanic	31	±4	46	30	24	±6	61.0	±7.0	
30 Years Old or Younger	33	±3	52	26	22	±4	66.0	±4.0	
31 to 40 Years Old	31	±2	54	26	20	±3	67.0	±4.0	
More Than 40 Years Old	31	±2	53	30	17	±3	64.0	±4.0	
FAMILY STATUS									
With Child(ren)	31	±2	52	29	19	±3	64.0	±3.0	
Without Child(ren)	32	±3	54	26	20	±4	67.0	±4.0	

Note. Percent responding are Reserve component spouses who answered the question and whose husband/wife was activated and deployed in the past 24 months (Q13/Q14). Percentage Reporting Yes does not include those who indicated they "Don't know."


































NA: Not applicable

35. For your spouse's most recent deployment, did you have a unit or Service point of contact for assistance while your spouse was away?

	Percent Responding		Percentages			Max ME	Percentage Reporting Yes		
			1	2	3				
MEMBER COMPONENT BY PAYGRADE									
ARNG Enlisted	38	±3	60	22	18	±4	74.0	±4.0	
E1 – E4	38	±4	53	23	24	±7	69.0	±7.0	
E5 – E9	37	±3	64	21	15	±4	75.0	±4.0	
ARNG Officers	38	±3	64	20	16	±5	76.0	±5.0	
O1 – O3	41	±5	65	21	14	±7	76.0	±8.0	
O4 – O6	33	±4	64	22	14	±8	75.0	±9.0	
USAR Enlisted	25	±3	37	40	23	±5	48.0	±6.0	
E1 – E4	20	±3	36	38	26	±10	48.0	±11.0	
E5 – E9	28	±3	38	41	21	±6	48.0	±7.0	
USAR Officers	31	±3	37	42	20	±6	47.0	±6.0	
O1 – O3	27	±4	35	42	23	±10	45.0	±10.0	
O4 – O6	31	±4	36	44	20	±7	44.0	±8.0	
USNR Enlisted	32	±4	53	30	18	±8	64.0	±8.0	
E1 – E4	21	±5	44	38	18	±13	53.0	±14.0	
E5 – E9	34	±5	54	28	18	±9	66.0	±9.0	
USNR Officers	28	±4	50	32	18	±8	61.0	±8.0	
O1 – O3	23	±5	46	31	23	±12	59.0	±13.0	
O4 – O6	30	±5	51	32	17	±9	61.0	±10.0	
USMCR Enlisted	32	±4	54	27	18	±7	67.0	±8.0	
E1 – E4	34	±5	55	22	24	±10	72.0	±11.0	
E5 – E9	30	±5	54	33	13	±11	62.0	±12.0	
USMCR Officers	28	±4	48	34	18	±8	59.0	±9.0	
O1 – O3	27	±7	65	17	18	±16	80.0	±18.0	
O4 – O6	28	±5	44	38	18	±10	54.0	±11.0	
ANG Enlisted	29	±4	50	30	20	±7	63.0	±8.0	
E1 – E4	23	±4	47	26	27	±11	64.0	±13.0	
E5 – E9	29	±4	50	30	19	±7	62.0	±8.0	
ANG Officers	31	±3	48	30	22	±7	61.0	±8.0	
O1 – O3	33	±4	46	33	21	±9	58.0	±11.0	
O4 – O6	30	±5	49	29	22	±9	63.0	±11.0	
USAFR Enlisted	23	±3	46	28	26	±6	62.0	±7.0	
E1 – E4	13	±4	39	33	28	±17	54.0	±19.0	
E5 – E9	25	±3	47	27	26	±6	63.0	±7.0	
USAFR Officers	21	±3	46	35	19	±7	57.0	±8.0	
O1 – O3	20	±4	46	35	19	±12	57.0	±13.0	
O4 – O6	21	±3	46	35	19	±9	57.0	±10.0	

Note. Percent responding are Reserve component spouses who answered the question and whose husband/wife was activated and deployed in the past 24 months (Q13/Q14). Percentage Reporting Yes does not include those who indicated they "Don't know."



































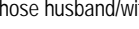
36. Did you interact with the unit or Service point of contact?

	Percent Responding		Percentages	Max ME	Percentage Reporting Yes
			Yes		
MEMBER DEMOGRAPHICS					
Total DoD	17	±1	86	±2	
ARNG	23	±2	87	±3	
USAR	10	±2	88	±4	
USNR	16	±3	84	±8	
USMCR	17	±3	91	±6	
ANG	14	±2	82	±7	
USAFR	10	±2	80	±6	
Enlisted	17	±1	87	±3	
E1 – E4	14	±2	92	±4	
E5 – E9	18	±2	86	±3	
Officers	16	±1	82	±3	
O1 – O3	17	±2	85	±5	
O4 – O6	14	±2	80	±5	
Reserve Unit	18	±1	86	±2	
Military Technician	18	±3	84	±6	
AGR/FTS/AR	10	±2	83	±9	
IMA	6	±2	83	±16	
Not Activated Past 24 Months	NA		NA		
Activated Past 24 Months	34	±2	86	±2	
Not Deployed Past 24 Months	NA		NA		
Deployed Past 24 Months	52	±2	86	±2	
SPOUSE DEMOGRAPHICS					
Male	7	±2	83	±8	
Female	18	±1	86	±2	
No College/Some College	17	±2	88	±3	
4-Year Degree	18	±2	84	±4	
Graduate/Professional Degree	15	±2	82	±5	
Non-Hispanic White	18	±1	85	±3	
Total Minority	13	±2	89	±4	
Non-Hispanic Black	12	±3	87	±6	
Hispanic	14	±3	93	±4	
30 Years Old or Younger	17	±2	90	±4	
31 to 40 Years Old	17	±2	86	±4	
More Than 40 Years Old	16	±2	84	±4	
FAMILY STATUS					
With Child(ren)	16	±1	86	±3	
Without Child(ren)	18	±2	86	±4	

Note. Percent responding are Reserve component spouses who answered the question, whose husband/wife was activated and deployed in the past 24 months (Q13/Q14), and who had a unit or Service point of contact (Q35).

NA: Not applicable

36. Did you interact with the unit or Service point of contact?

	Percent Responding		Percentages	Max ME	Percentage Reporting Yes
			Yes		
MEMBER COMPONENT BY PAYGRADE					
ARNG Enlisted	23	±2	88	±3	
E1 – E4	20	±3	91	±6	
E5 – E9	24	±3	87	±4	
ARNG Officers	24	±3	84	±5	
O1 – O3	27	±4	86	±8	
O4 – O6	21	±4	84	±8	
USAR Enlisted	9	±2	90	±5	
E1 – E4	7	±2	97	±7	
E5 – E9	10	±2	88	±6	
USAR Officers	11	±2	83	±7	
O1 – O3	9	±3	85	±13	
O4 – O6	11	±3	80	±12	
USNR Enlisted	17	±4	86	±10	
E1 – E4	9	±4	94	±17	
E5 – E9	19	±4	85	±11	
USNR Officers	14	±3	79	±10	
O1 – O3	10	±4	84	±15	
O4 – O6	15	±4	77	±12	
USMCR Enlisted	18	±3	92	±8	
E1 – E4	19	±4	95	±10	
E5 – E9	16	±4	90	±13	
USMCR Officers	14	±3	85	±10	
O1 – O3	17	±6	85	±20	
O4 – O6	12	±4	87	±12	
ANG Enlisted	14	±3	83	±8	
E1 – E4	11	±3	87	±13	
E5 – E9	15	±3	82	±9	
ANG Officers	15	±3	77	±9	
O1 – O3	15	±4	82	±13	
O4 – O6	15	±4	75	±11	
USAFR Enlisted	11	±2	80	±8	
E1 – E4	5	±3	NR		
E5 – E9	12	±2	80	±8	
USAFR Officers	9	±2	80	±10	
O1 – O3	10	±3	77	±17	
O4 – O6	9	±3	80	±12	

Note. Percent responding are Reserve component spouses who answered the question, whose husband/wife was activated and deployed in the past 24 months (Q13/Q14), and who had a unit or Service point of contact (Q35).

NR: Not reportable






































36. How satisfied are you with the level of assistance you have received from the unit or Service point of contact?

1. Very dissatisfied 2. Dissatisfied 3. Neither satisfied nor dissatisfied
 4. Satisfied 5. Very satisfied

	Percent Responding		Percentages					Max ME	Average Satisfaction		
			1	2	3	4	5				
MEMBER DEMOGRAPHICS											
Total DoD	14	±1	7	5	23	36	29	±3	3.7	±0.1	
ARNG	20	±2	7	5	23	38	27	±4	3.7	±0.1	
USAR	9	±1	7	7	27	33	25	±7	3.6	±0.2	
USNR	13	±3	6	6	27	38	23	±9	3.7	±0.2	
USMCR	15	±3	12	11	18	37	23	±9	3.5	±0.2	
ANG	12	±2	3	3	19	34	41	±9	4.1	±0.2	
USAFR	8	±2	5	4	23	36	32	±8	3.9	±0.2	
Enlisted	15	±1	7	6	22	36	29	±4	3.7	±0.1	
E1 – E4	13	±2	7	8	24	35	26	±7	3.6	±0.2	
E5 – E9	15	±2	7	5	22	36	30	±4	3.8	±0.1	
Officers	13	±1	4	5	26	39	27	±4	3.8	±0.1	
O1 – O3	15	±2	5	7	24	40	25	±7	3.7	±0.2	
O4 – O6	11	±2	3	2	25	41	29	±6	3.9	±0.2	
Reserve Unit	15	±1	7	6	23	36	29	±3	3.7	±0.1	
Military Technician	15	±3	2	4	23	43	28	±8	3.9	±0.2	
AGR/FTS/AR	8	±2	4	3	20	42	30	±11	3.9	±0.2	
IMA	5	±2	9	3	34	44	10	±17	3.4	±0.3	
Not Activated Past 24 Months	NA		NA	NA	NA	NA	NA		NA		
Activated Past 24 Months	29	±2	7	5	23	36	29	±3	3.7	±0.1	
Not Deployed Past 24 Months	NA		NA	NA	NA	NA	NA		NA		
Deployed Past 24 Months	45	±2	7	5	23	36	29	±3	3.7	±0.1	
SPOUSE DEMOGRAPHICS											
Male	6	±2	4	2	21	46	27	±11	3.9	±0.2	
Female	15	±1	7	6	23	36	29	±3	3.7	±0.1	
No College/Some College	15	±1	7	6	21	35	32	±4	3.8	±0.1	
4-Year Degree	15	±2	7	5	26	38	24	±5	3.7	±0.1	
Graduate/Professional Degree	12	±2	5	7	25	39	24	±7	3.7	±0.2	
Non-Hispanic White	15	±1	7	6	22	37	28	±3	3.7	±0.1	
Total Minority	12	±2	4	4	26	36	29	±6	3.8	±0.2	
Non-Hispanic Black	11	±3	1	3	23	37	37	±11	4.0	±0.2	
Hispanic	13	±3	6	5	25	36	28	±10	3.7	±0.2	
30 Years Old or Younger	15	±2	9	7	25	33	26	±5	3.6	±0.2	
31 to 40 Years Old	14	±2	7	6	25	34	27	±5	3.7	±0.1	
More Than 40 Years Old	14	±2	4	3	20	41	32	±5	3.9	±0.1	
FAMILY STATUS											
With Child(ren)	14	±1	7	5	23	35	29	±3	3.7	±0.1	
Without Child(ren)	15	±2	5	7	22	39	27	±6	3.8	±0.1	

Note. Percent responding are Reserve component spouses who answered the question, whose husband/wife was activated and deployed in the past 24 months (Q13/Q14), who had a unit or Service point of contact (Q35), and who interacted with the unit or Service point of contact (Q36).
 NA: Not applicable

36. How satisfied are you with the level of assistance you have received from the unit or Service point of contact?

	Percent Responding		Percentages					Max ME	Average Satisfaction		
			1	2	3	4	5				
MEMBER COMPONENT BY PAYGRADE											
ARNG Enlisted	20	±2	8	6	22	37	28	±5	3.7	±0.1	
E1 – E4	18	±3	8	7	22	35	28	±9	3.7	±0.2	
E5 – E9	21	±2	8	5	22	38	27	±6	3.7	±0.2	
ARNG Officers	20	±3	5	5	25	40	25	±7	3.8	±0.2	
O1 – O3	23	±4	6	6	23	43	23	±10	3.7	±0.2	
O4 – O6	18	±4	3	3	26	37	31	±12	3.9	±0.3	
USAR Enlisted	8	±2	9	8	24	33	26	±9	3.6	±0.2	
E1 – E4	7	±2	6	14	37	22	22	±18	3.4	±0.4	
E5 – E9	9	±2	10	6	18	38	27	±11	3.7	±0.3	
USAR Officers	9	±2	4	5	36	32	24	±9	3.7	±0.2	
O1 – O3	8	±3	3	7	34	33	23	±17	3.6	±0.3	
O4 – O6	9	±2	4	2	32	39	23	±12	3.8	±0.3	
USNR Enlisted	14	±3	6	7	28	36	22	±12	3.6	±0.3	
E1 – E4	9	±3	3	3	35	51	9	±20	3.6	±0.3	
E5 – E9	16	±4	7	7	28	34	24	±13	3.6	±0.3	
USNR Officers	11	±3	4	5	23	43	26	±11	3.8	±0.3	
O1 – O3	9	±3	5	7	17	39	32	±20	3.9	±0.4	
O4 – O6	12	±3	4	4	25	45	22	±14	3.8	±0.3	
USMCR Enlisted	16	±3	12	9	18	37	23	±10	3.5	±0.3	
E1 – E4	18	±4	14	11	17	37	22	±13	3.4	±0.4	
E5 – E9	15	±4	10	8	20	38	25	±15	3.6	±0.4	
USMCR Officers	11	±3	10	16	18	36	19	±13	3.4	±0.4	
O1 – O3	15	±6	12	30	34	12	12	±22	2.8	±0.5	
O4 – O6	11	±4	9	9	12	47	24	±16	3.7	±0.4	
ANG Enlisted	12	±3	3	3	20	31	42	±10	4.1	±0.2	
E1 – E4	10	±3	2	3	18	43	33	±16	4.0	±0.3	
E5 – E9	12	±3	3	3	20	30	43	±11	4.1	±0.2	
ANG Officers	11	±3	2	2	15	47	34	±11	4.1	±0.2	
O1 – O3	12	±4	2	5	20	36	37	±15	4.0	±0.3	
O4 – O6	11	±3	2	NR	13	53	32	±15	4.2	±0.2	
USAFR Enlisted	9	±2	5	5	21	38	31	±10	3.9	±0.2	
E1 – E4	4	±3	NR	NR	NR	NR	NR		4.2	±0.3	
E5 – E9	9	±2	5	5	22	35	32	±10	3.8	±0.3	
USAFR Officers	8	±2	3	2	28	32	35	±12	3.9	±0.3	
O1 – O3	7	±3	8	9	21	40	22	±20	3.6	±0.5	
O4 – O6	8	±2	2	NR	30	30	38	±14	4.0	±0.3	

Note. Percent responding are Reserve component spouses who answered the question, whose husband/wife was activated and deployed in the past 24 months (Q13/Q14), who had a unit or Service point of contact (Q35), and who interacted with the unit or Service point of contact (Q36).

NR: Not reportable


































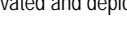
37. If the military had provided the following, would you and/or your family have been better supported during your spouse's deployment(s)?

a. More phone contact with my spouse

1. Yes

2. No

3. Not applicable






































	Percent Responding		Percentages			Max ME	Percentage Reporting Yes		
			1	2	3				
MEMBER DEMOGRAPHICS									
Total DoD	31	±1	66	19	14	±2	78.0	±2.0	
ARNG	38	±2	69	18	13	±3	79.0	±3.0	
USAR	26	±2	65	20	16	±4	77.0	±4.0	
USNR	30	±3	65	20	15	±6	77.0	±6.0	
USMCR	31	±3	79	15	6	±5	84.0	±5.0	
ANG	29	±3	62	21	17	±6	74.0	±6.0	
USAFR	23	±2	61	20	19	±5	75.0	±5.0	
Enlisted	31	±2	69	18	13	±3	79.0	±2.0	
E1 – E4	30	±3	76	14	10	±5	84.0	±4.0	
E5 – E9	32	±2	66	19	15	±3	77.0	±3.0	
Officers	31	±2	58	23	19	±3	72.0	±3.0	
O1 – O3	32	±3	62	22	16	±5	74.0	±5.0	
O4 – O6	29	±2	56	24	21	±4	70.0	±4.0	
Reserve Unit	34	±2	67	19	14	±2	78.0	±2.0	
Military Technician	31	±3	65	22	14	±6	75.0	±6.0	
AGR/FTS/AR	17	±3	66	19	15	±7	77.0	±6.0	
IMA	19	±4	47	21	32	±11	69.0	±12.0	
Not Activated Past 24 Months	NA		NA	NA	NA		NA		
Activated Past 24 Months	64	±2	66	19	14	±2	78.0	±2.0	
Not Deployed Past 24 Months	NA		NA	NA	NA		NA		
Deployed Past 24 Months	99	±1	66	19	14	±2	78.0	±2.0	
SPOUSE DEMOGRAPHICS									
Male	17	±3	57	23	19	±8	71.0	±7.0	
Female	33	±2	67	19	14	±2	78.0	±2.0	
No College/Some College	32	±2	69	17	14	±3	80.0	±3.0	
4-Year Degree	32	±2	64	22	14	±4	74.0	±4.0	
Graduate/Professional Degree	29	±3	60	23	17	±5	72.0	±5.0	
Non-Hispanic White	33	±2	65	21	14	±2	76.0	±2.0	
Total Minority	28	±2	70	14	15	±4	83.0	±4.0	
Non-Hispanic Black	25	±4	62	14	24	±8	81.0	±8.0	
Hispanic	31	±4	73	14	14	±6	84.0	±6.0	
30 Years Old or Younger	33	±3	77	14	10	±4	85.0	±3.0	
31 to 40 Years Old	31	±2	65	20	15	±3	76.0	±3.0	
More Than 40 Years Old	31	±2	60	22	18	±3	73.0	±3.0	
FAMILY STATUS									
With Child(ren)	31	±2	65	20	15	±3	77.0	±2.0	
Without Child(ren)	32	±3	69	18	13	±4	79.0	±4.0	

Note. Percent responding are Reserve component spouses who answered the question and whose husband/wife was activated and deployed in the past 24 months (Q13/Q14). Percentage Reporting Yes does not include those who indicated the item was "Not applicable."

NA: Not applicable

37. If the military had provided the following, would you and/or your family have been better supported during your spouse's deployment(s)?

a. More phone contact with my spouse

	Percent Responding		Percentages			Max ME	Percentage Reporting Yes		
			1	2	3				
MEMBER COMPONENT BY PAYGRADE									
ARNG Enlisted	38	±3	71	17	12	±4	81.0	±3.0	
E1 – E4	39	±4	75	15	10	±6	83.0	±6.0	
E5 – E9	37	±3	69	18	14	±4	79.0	±4.0	
ARNG Officers	37	±3	59	25	16	±5	70.0	±5.0	
O1 – O3	40	±5	62	25	13	±8	72.0	±8.0	
O4 – O6	33	±4	59	25	16	±8	70.0	±8.0	
USAR Enlisted	25	±3	68	19	13	±5	78.0	±5.0	
E1 – E4	20	±3	79	14	7	±8	85.0	±8.0	
E5 – E9	27	±3	64	21	15	±6	75.0	±6.0	
USAR Officers	31	±3	56	21	23	±6	73.0	±6.0	
O1 – O3	27	±4	63	18	19	±10	78.0	±9.0	
O4 – O6	31	±4	48	25	27	±7	66.0	±8.0	
USNR Enlisted	31	±4	68	20	12	±8	78.0	±8.0	
E1 – E4	21	±5	77	14	9	±12	85.0	±11.0	
E5 – E9	33	±5	67	20	13	±9	77.0	±9.0	
USNR Officers	28	±4	58	20	22	±8	74.0	±8.0	
O1 – O3	23	±5	62	18	19	±12	77.0	±12.0	
O4 – O6	31	±5	56	21	23	±9	73.0	±9.0	
USMCR Enlisted	32	±4	83	12	5	±6	88.0	±6.0	
E1 – E4	34	±5	88	8	4	±8	91.0	±7.0	
E5 – E9	30	±5	79	15	6	±10	84.0	±10.0	
USMCR Officers	28	±4	62	27	12	±8	70.0	±8.0	
O1 – O3	27	±7	67	20	13	±16	77.0	±17.0	
O4 – O6	28	±5	61	28	11	±10	68.0	±10.0	
ANG Enlisted	29	±4	63	21	17	±7	75.0	±7.0	
E1 – E4	23	±4	71	7	22	±11	91.0	±9.0	
E5 – E9	29	±4	62	22	16	±7	74.0	±8.0	
ANG Officers	30	±4	57	23	19	±7	71.0	±7.0	
O1 – O3	33	±4	55	25	20	±9	69.0	±10.0	
O4 – O6	29	±5	59	23	19	±9	72.0	±10.0	
USAFR Enlisted	23	±3	62	20	18	±6	76.0	±6.0	
E1 – E4	13	±4	69	19	12	±16	78.0	±15.0	
E5 – E9	25	±3	61	20	19	±6	75.0	±6.0	
USAFR Officers	21	±3	60	21	19	±7	74.0	±8.0	
O1 – O3	20	±4	69	15	16	±12	82.0	±13.0	
O4 – O6	21	±3	57	23	20	±9	72.0	±9.0	

Note. Percent responding are Reserve component spouses who answered the question and whose husband/wife was activated and deployed in the past 24 months (Q13/Q14). Percentage Reporting Yes does not include those who indicated the item was "Not applicable."



































37. If the military had provided the following, would you and/or your family have been better supported during your spouse's deployment(s)?

b. More phone contact with my spouse's unit

1. Yes

2. No

3. Not applicable






































	Percent Responding		Percentages			Max ME	Percentage Reporting Yes		
			1	2	3				
MEMBER DEMOGRAPHICS									
Total DoD	31	±1	38	45	17	±2	45.0	±2.0	
ARNG	38	±2	38	46	16	±3	46.0	±4.0	
USAR	26	±2	46	40	14	±4	53.0	±4.0	
USNR	30	±3	36	46	18	±6	44.0	±7.0	
USMCR	31	±3	36	49	15	±6	42.0	±7.0	
ANG	29	±3	27	52	21	±6	34.0	±6.0	
USAFR	23	±2	37	43	19	±5	46.0	±6.0	
Enlisted	31	±2	41	43	16	±3	49.0	±3.0	
E1 – E4	30	±3	48	38	14	±5	56.0	±5.0	
E5 – E9	32	±2	38	45	17	±3	46.0	±3.0	
Officers	31	±2	28	53	18	±3	34.0	±3.0	
O1 – O3	32	±3	32	52	16	±5	38.0	±5.0	
O4 – O6	29	±2	25	54	21	±4	32.0	±4.0	
Reserve Unit	34	±2	38	45	17	±2	46.0	±3.0	
Military Technician	31	±3	33	50	17	±6	40.0	±6.0	
AGR/FTS/AR	17	±3	34	51	16	±7	40.0	±8.0	
IMA	19	±4	29	41	30	±10	41.0	±11.0	
Not Activated Past 24 Months	NA		NA	NA	NA		NA		
Activated Past 24 Months	64	±2	38	45	17	±2	45.0	±2.0	
Not Deployed Past 24 Months	NA		NA	NA	NA		NA		
Deployed Past 24 Months	98	±1	38	45	17	±2	45.0	±2.0	
SPOUSE DEMOGRAPHICS									
Male	17	±3	27	52	22	±8	34.0	±9.0	
Female	33	±2	39	45	16	±2	46.0	±3.0	
No College/Some College	32	±2	41	42	17	±3	50.0	±3.0	
4-Year Degree	31	±2	35	50	16	±4	41.0	±4.0	
Graduate/Professional Degree	29	±3	30	52	17	±5	37.0	±5.0	
Non-Hispanic White	33	±2	34	50	16	±3	41.0	±3.0	
Total Minority	28	±2	48	33	19	±4	60.0	±5.0	
Non-Hispanic Black	25	±4	48	28	25	±8	63.0	±9.0	
Hispanic	31	±4	50	33	17	±6	61.0	±7.0	
30 Years Old or Younger	33	±3	42	42	16	±4	50.0	±4.0	
31 to 40 Years Old	31	±2	37	48	15	±3	44.0	±4.0	
More Than 40 Years Old	31	±2	35	46	18	±3	43.0	±4.0	
FAMILY STATUS									
With Child(ren)	31	±2	37	46	17	±3	45.0	±3.0	
Without Child(ren)	32	±3	40	44	16	±4	48.0	±4.0	

Note. Percent responding are Reserve component spouses who answered the question and whose husband/wife was activated and deployed in the past 24 months (Q13/Q14). Percentage Reporting Yes does not include those who indicated the item was "Not applicable."

NA: Not applicable

37. If the military had provided the following, would you and/or your family have been better supported during your spouse's deployment(s)?

b. More phone contact with my spouse's unit

	Percent Responding		Percentages			Max ME	Percentage Reporting Yes		
			1	2	3				
MEMBER COMPONENT BY PAYGRADE									
ARNG Enlisted	38	±3	41	43	16	±4	49.0	±4.0	
E1 – E4	39	±4	47	39	14	±7	54.0	±7.0	
E5 – E9	37	±3	38	45	17	±4	46.0	±5.0	
ARNG Officers	37	±3	27	56	16	±5	33.0	±5.0	
O1 – O3	41	±5	31	55	14	±8	36.0	±8.0	
O4 – O6	33	±4	22	58	20	±8	28.0	±9.0	
USAR Enlisted	25	±3	51	37	12	±5	58.0	±6.0	
E1 – E4	19	±3	63	29	8	±10	69.0	±10.0	
E5 – E9	27	±3	46	40	14	±6	53.0	±6.0	
USAR Officers	30	±3	34	47	19	±6	43.0	±6.0	
O1 – O3	27	±4	38	48	14	±10	44.0	±10.0	
O4 – O6	31	±4	33	45	22	±7	42.0	±8.0	
USNR Enlisted	31	±4	40	43	17	±8	48.0	±9.0	
E1 – E4	21	±5	51	33	17	±13	61.0	±14.0	
E5 – E9	34	±5	38	45	17	±9	46.0	±10.0	
USNR Officers	28	±4	27	52	21	±8	34.0	±8.0	
O1 – O3	23	±5	35	50	16	±12	41.0	±13.0	
O4 – O6	30	±5	24	53	23	±9	31.0	±10.0	
USMCR Enlisted	32	±4	39	46	15	±7	46.0	±8.0	
E1 – E4	34	±5	41	45	14	±10	48.0	±10.0	
E5 – E9	30	±5	36	47	16	±11	43.0	±12.0	
USMCR Officers	28	±4	26	61	13	±8	30.0	±9.0	
O1 – O3	26	±7	21	59	20	±17	26.0	±19.0	
O4 – O6	28	±5	26	62	12	±10	30.0	±11.0	
ANG Enlisted	28	±4	29	51	21	±7	36.0	±7.0	
E1 – E4	23	±4	31	49	20	±11	38.0	±12.0	
E5 – E9	29	±4	28	51	21	±7	36.0	±8.0	
ANG Officers	30	±4	20	59	21	±7	25.0	±7.0	
O1 – O3	32	±4	27	51	23	±9	35.0	±11.0	
O4 – O6	29	±5	17	64	20	±10	21.0	±10.0	
USAFR Enlisted	23	±3	41	40	18	±6	51.0	±7.0	
E1 – E4	13	±4	33	44	23	±19	43.0	±18.0	
E5 – E9	25	±3	42	40	18	±6	52.0	±7.0	
USAFR Officers	21	±3	26	52	22	±7	33.0	±8.0	
O1 – O3	20	±4	23	55	22	±12	30.0	±14.0	
O4 – O6	21	±3	27	51	22	±8	34.0	±10.0	

Note. Percent responding are Reserve component spouses who answered the question and whose husband/wife was activated and deployed in the past 24 months (Q13/Q14). Percentage Reporting Yes does not include those who indicated the item was "Not applicable."



































37. If the military had provided the following, would you and/or your family have been better supported during your spouse's deployment(s)?

c. More details about my spouse's deployment

1. Yes

2. No

3. Not applicable






































	Percent Responding		Percentages			Max ME	Percentage Reporting Yes		
			1	2	3				
MEMBER DEMOGRAPHICS									
Total DoD	31	±1	56	33	11	±2	63.0	±2.0	
ARNG	37	±2	59	31	9	±3	65.0	±3.0	
USAR	26	±2	57	31	11	±4	65.0	±4.0	
USNR	30	±3	55	33	12	±6	63.0	±6.0	
USMCR	31	±3	63	29	8	±6	69.0	±6.0	
ANG	28	±3	46	41	12	±6	53.0	±6.0	
USAFR	22	±2	47	39	14	±5	55.0	±5.0	
Enlisted	31	±2	60	30	10	±3	66.0	±3.0	
E1 – E4	29	±3	72	22	6	±5	76.0	±5.0	
E5 – E9	32	±2	56	33	11	±3	63.0	±3.0	
Officers	31	±2	42	44	14	±3	49.0	±3.0	
O1 – O3	32	±3	48	40	12	±5	55.0	±5.0	
O4 – O6	29	±2	35	48	17	±4	42.0	±4.0	
Reserve Unit	34	±2	57	32	11	±2	64.0	±2.0	
Military Technician	31	±3	57	33	10	±5	64.0	±6.0	
AGR/FTS/AR	17	±3	43	48	9	±7	47.0	±8.0	
IMA	19	±4	33	39	28	±11	46.0	±10.0	
Not Activated Past 24 Months	NA		NA	NA	NA		NA		
Activated Past 24 Months	63	±2	56	33	11	±2	63.0	±2.0	
Not Deployed Past 24 Months	NA		NA	NA	NA		NA		
Deployed Past 24 Months	98	±1	56	33	11	±2	63.0	±2.0	
SPOUSE DEMOGRAPHICS									
Male	17	±3	45	39	16	±8	54.0	±8.0	
Female	33	±2	57	33	10	±2	63.0	±2.0	
No College/Some College	32	±2	59	30	10	±3	66.0	±3.0	
4-Year Degree	31	±2	52	37	10	±4	58.0	±4.0	
Graduate/Professional Degree	29	±3	49	38	13	±5	56.0	±5.0	
Non-Hispanic White	33	±2	52	38	10	±3	58.0	±3.0	
Total Minority	27	±2	66	21	12	±4	76.0	±4.0	
Non-Hispanic Black	25	±4	58	21	20	±8	73.0	±9.0	
Hispanic	31	±4	69	22	8	±6	76.0	±6.0	
30 Years Old or Younger	32	±3	69	24	7	±4	75.0	±4.0	
31 to 40 Years Old	31	±2	53	37	10	±3	59.0	±4.0	
More Than 40 Years Old	31	±2	49	37	14	±3	56.0	±4.0	
FAMILY STATUS									
With Child(ren)	31	±2	54	35	11	±3	61.0	±3.0	
Without Child(ren)	32	±3	59	30	11	±4	67.0	±4.0	

Note. Percent responding are Reserve component spouses who answered the question and whose husband/wife was activated and deployed in the past 24 months (Q13/Q14). Percentage Reporting Yes does not include those who indicated the item was "Not applicable."

NA: Not applicable

37. If the military had provided the following, would you and/or your family have been better supported during your spouse's deployment(s)?

c. More details about my spouse's deployment

	Percent Responding		Percentages			Max ME	Percentage Reporting Yes		
			1	2	3				
MEMBER COMPONENT BY PAYGRADE									
ARNG Enlisted	38	±3	62	29	9	±4	68.0	±4.0	
E1 – E4	38	±4	72	23	6	±6	76.0	±6.0	
E5 – E9	37	±3	58	32	10	±4	65.0	±4.0	
ARNG Officers	37	±3	45	43	12	±5	51.0	±5.0	
O1 – O3	40	±5	51	39	10	±8	56.0	±8.0	
O4 – O6	33	±4	32	51	16	±8	39.0	±9.0	
USAR Enlisted	25	±3	63	27	9	±5	70.0	±5.0	
E1 – E4	20	±3	78	20	2	±9	80.0	±9.0	
E5 – E9	27	±3	58	30	12	±6	66.0	±6.0	
USAR Officers	30	±3	43	40	16	±6	52.0	±6.0	
O1 – O3	27	±4	47	39	14	±10	55.0	±10.0	
O4 – O6	31	±4	40	41	19	±7	49.0	±8.0	
USNR Enlisted	31	±4	60	29	11	±8	67.0	±8.0	
E1 – E4	21	±5	66	26	7	±13	72.0	±13.0	
E5 – E9	33	±5	59	29	12	±9	67.0	±9.0	
USNR Officers	28	±4	42	42	16	±8	50.0	±8.0	
O1 – O3	22	±5	56	31	13	±11	65.0	±12.0	
O4 – O6	30	±5	38	46	17	±9	45.0	±10.0	
USMCR Enlisted	32	±4	70	24	7	±7	75.0	±7.0	
E1 – E4	34	±5	78	17	5	±9	82.0	±9.0	
E5 – E9	30	±5	61	30	8	±11	67.0	±11.0	
USMCR Officers	28	±4	41	47	12	±8	47.0	±9.0	
O1 – O3	27	±7	51	42	7	±16	55.0	±17.0	
O4 – O6	28	±5	37	49	14	±10	43.0	±11.0	
ANG Enlisted	28	±4	49	39	12	±7	56.0	±7.0	
E1 – E4	23	±4	57	32	11	±11	64.0	±12.0	
E5 – E9	29	±4	48	40	12	±7	55.0	±8.0	
ANG Officers	30	±4	36	51	13	±7	41.0	±8.0	
O1 – O3	32	±4	41	45	14	±10	48.0	±10.0	
O4 – O6	29	±5	33	54	13	±10	38.0	±10.0	
USAFR Enlisted	23	±3	53	35	13	±6	60.0	±6.0	
E1 – E4	13	±4	62	23	15	±16	73.0	±17.0	
E5 – E9	25	±3	52	36	12	±6	59.0	±7.0	
USAFR Officers	21	±3	31	51	18	±7	38.0	±8.0	
O1 – O3	20	±4	33	50	17	±12	40.0	±14.0	
O4 – O6	21	±3	31	51	19	±8	38.0	±10.0	

Note. Percent responding are Reserve component spouses who answered the question and whose husband/wife was activated and deployed in the past 24 months (Q13/Q14). Percentage Reporting Yes does not include those who indicated the item was "Not applicable."



































37. If the military had provided the following, would you and/or your family have been better supported during your spouse's deployment(s)?

d. Child care

1. Yes

2. No






































3. Not applicable

	Percent Responding		Percentages			Max ME	Percentage Reporting Yes		
			1	2	3				
MEMBER DEMOGRAPHICS									
Total DoD	31	±1	33	28	39	±2	54.0	±3.0	
ARNG	38	±2	35	26	39	±3	57.0	±4.0	
USAR	26	±2	34	26	40	±4	56.0	±5.0	
USNR	30	±3	34	29	37	±6	54.0	±8.0	
USMCR	31	±3	33	26	41	±6	56.0	±8.0	
ANG	29	±3	30	34	36	±6	46.0	±7.0	
USAFR	22	±2	28	31	41	±5	47.0	±6.0	
Enlisted	31	±2	34	27	39	±3	56.0	±3.0	
E1 – E4	29	±3	40	23	38	±5	63.0	±6.0	
E5 – E9	32	±2	33	28	39	±3	53.0	±4.0	
Officers	31	±2	29	32	39	±3	48.0	±4.0	
O1 – O3	32	±3	37	25	38	±5	60.0	±6.0	
O4 – O6	29	±2	26	37	38	±4	41.0	±5.0	
Reserve Unit	34	±2	33	27	39	±2	55.0	±3.0	
Military Technician	31	±3	28	32	40	±6	46.0	±8.0	
AGR/FTS/AR	17	±3	33	36	31	±7	48.0	±8.0	
IMA	19	±4	25	25	51	±10	50.0	±13.0	
Not Activated Past 24 Months	NA		NA	NA	NA		NA		
Activated Past 24 Months	63	±2	33	28	39	±2	54.0	±3.0	
Not Deployed Past 24 Months	NA		NA	NA	NA		NA		
Deployed Past 24 Months	98	±1	33	28	39	±2	54.0	±3.0	
SPOUSE DEMOGRAPHICS									
Male	17	±3	30	28	42	±8	51.0	±10.0	
Female	33	±2	33	28	38	±2	54.0	±3.0	
No College/Some College	32	±2	35	26	39	±3	57.0	±4.0	
4-Year Degree	31	±2	31	30	38	±4	51.0	±5.0	
Graduate/Professional Degree	29	±3	31	32	37	±5	49.0	±6.0	
Non-Hispanic White	33	±2	30	31	39	±2	49.0	±3.0	
Total Minority	28	±2	41	20	39	±4	68.0	±5.0	
Non-Hispanic Black	25	±4	39	14	47	±8	74.0	±10.0	
Hispanic	30	±4	46	20	33	±6	70.0	±8.0	
30 Years Old or Younger	33	±3	40	21	39	±4	66.0	±5.0	
31 to 40 Years Old	31	±2	44	30	26	±3	60.0	±4.0	
More Than 40 Years Old	31	±2	19	31	50	±3	37.0	±5.0	
FAMILY STATUS									
With Child(ren)	31	±2	43	32	25	±3	58.0	±3.0	
Without Child(ren)	32	±3	4	18	78	±4	20.0	±8.0	

Note. Percent responding are Reserve component spouses who answered the question and whose husband/wife was activated and deployed in the past 24 months (Q13/Q14). Percentage Reporting Yes does not include those who indicated the item was "Not applicable."

NA: Not applicable

37. If the military had provided the following, would you and/or your family have been better supported during your spouse's deployment(s)?
 d. Child care

	Percent Responding		Percentages			Max ME	Percentage Reporting Yes		
			1	2	3				
MEMBER COMPONENT BY PAYGRADE									
ARNG Enlisted	38	±3	35	26	39	±4	58.0	±5.0	
E1 – E4	38	±4	40	24	36	±6	63.0	±8.0	
E5 – E9	37	±3	33	27	40	±4	55.0	±6.0	
ARNG Officers	37	±3	33	28	39	±5	55.0	±6.0	
O1 – O3	41	±5	43	18	39	±8	70.0	±9.0	
O4 – O6	33	±4	27	39	33	±8	41.0	±10.0	
USAR Enlisted	25	±3	37	24	39	±5	60.0	±7.0	
E1 – E4	19	±3	46	20	34	±10	69.0	±12.0	
E5 – E9	28	±3	33	26	41	±6	56.0	±8.0	
USAR Officers	30	±3	26	31	43	±6	46.0	±7.0	
O1 – O3	27	±4	32	30	38	±10	52.0	±12.0	
O4 – O6	31	±4	22	31	47	±7	42.0	±9.0	
USNR Enlisted	30	±4	34	28	39	±8	55.0	±10.0	
E1 – E4	21	±5	28	22	50	±13	56.0	±18.0	
E5 – E9	33	±5	34	28	37	±9	55.0	±11.0	
USNR Officers	28	±4	34	32	34	±8	51.0	±9.0	
O1 – O3	22	±5	37	25	37	±12	59.0	±14.0	
O4 – O6	30	±5	33	35	32	±9	49.0	±11.0	
USMCR Enlisted	32	±4	34	24	42	±7	59.0	±10.0	
E1 – E4	34	±5	26	24	50	±10	52.0	±13.0	
E5 – E9	29	±5	42	24	34	±11	64.0	±13.0	
USMCR Officers	28	±4	31	34	35	±8	47.0	±10.0	
O1 – O3	27	±7	42	23	35	±16	65.0	±20.0	
O4 – O6	28	±5	29	38	33	±10	44.0	±12.0	
ANG Enlisted	28	±4	31	33	36	±7	48.0	±9.0	
E1 – E4	23	±4	32	21	47	±11	60.0	±15.0	
E5 – E9	29	±4	31	35	35	±7	47.0	±9.0	
ANG Officers	30	±4	24	39	37	±7	38.0	±9.0	
O1 – O3	33	±4	24	37	39	±9	40.0	±12.0	
O4 – O6	29	±5	24	41	35	±10	37.0	±11.0	
USAFR Enlisted	23	±3	30	29	41	±6	51.0	±8.0	
E1 – E4	13	±4	41	24	34	±18	63.0	±19.0	
E5 – E9	25	±3	29	29	42	±6	49.0	±8.0	
USAFR Officers	20	±3	22	39	39	±7	36.0	±9.0	
O1 – O3	20	±4	24	39	36	±13	38.0	±16.0	
O4 – O6	21	±3	21	39	40	±9	35.0	±11.0	

Note. Percent responding are Reserve component spouses who answered the question and whose husband/wife was activated and deployed in the past 24 months (Q13/Q14). Percentage Reporting Yes does not include those who indicated the item was "Not applicable."

37. If the military had provided the following, would you and/or your family have been better supported during your spouse's deployment(s)?

e. Videoconferencing with my spouse

1. Yes

2. No

3. Not applicable





























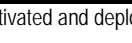








	Percent Responding		Percentages			Max ME	Percentage Reporting Yes		
			1	2	3				
MEMBER DEMOGRAPHICS									
Total DoD	31	±1	62	23	15	±2	73.0	±2.0	
ARNG	37	±2	66	21	14	±3	76.0	±3.0	
USAR	26	±2	63	21	16	±4	75.0	±4.0	
USNR	29	±3	61	23	17	±6	73.0	±6.0	
USMCR	31	±3	74	16	10	±6	82.0	±5.0	
ANG	29	±3	52	30	17	±6	63.0	±6.0	
USAFR	22	±2	54	28	18	±5	66.0	±5.0	
Enlisted	31	±2	65	21	14	±3	76.0	±3.0	
E1 – E4	30	±3	74	16	10	±4	82.0	±4.0	
E5 – E9	32	±2	61	23	16	±3	73.0	±3.0	
Officers	31	±2	53	29	17	±3	64.0	±3.0	
O1 – O3	32	±3	59	26	15	±5	70.0	±5.0	
O4 – O6	29	±2	49	32	19	±4	60.0	±4.0	
Reserve Unit	34	±2	63	23	15	±2	74.0	±2.0	
Military Technician	31	±3	57	26	17	±6	69.0	±6.0	
AGR/FTS/AR	17	±3	58	25	17	±7	70.0	±7.0	
IMA	19	±4	47	22	31	±11	68.0	±11.0	
Not Activated Past 24 Months	NA		NA	NA	NA		NA		
Activated Past 24 Months	63	±2	62	23	15	±2	73.0	±2.0	
Not Deployed Past 24 Months	NA		NA	NA	NA		NA		
Deployed Past 24 Months	98	±1	62	23	15	±2	73.0	±2.0	
SPOUSE DEMOGRAPHICS									
Male	17	±3	51	32	17	±8	62.0	±8.0	
Female	33	±2	63	22	15	±2	74.0	±2.0	
No College/Some College	32	±2	65	21	15	±3	76.0	±3.0	
4-Year Degree	31	±2	60	25	15	±4	70.0	±4.0	
Graduate/Professional Degree	29	±3	56	27	17	±5	68.0	±5.0	
Non-Hispanic White	33	±2	60	25	15	±2	71.0	±2.0	
Total Minority	27	±2	68	16	16	±4	81.0	±4.0	
Non-Hispanic Black	25	±4	64	13	23	±7	83.0	±7.0	
Hispanic	30	±4	70	17	14	±6	81.0	±6.0	
30 Years Old or Younger	33	±3	72	15	13	±4	82.0	±3.0	
31 to 40 Years Old	31	±2	61	25	14	±3	71.0	±4.0	
More Than 40 Years Old	30	±2	56	26	18	±3	68.0	±3.0	
FAMILY STATUS									
With Child(ren)	31	±2	62	24	15	±3	72.0	±2.0	
Without Child(ren)	32	±3	63	20	16	±4	76.0	±4.0	

Note. Percent responding are Reserve component spouses who answered the question and whose husband/wife was activated and deployed in the past 24 months (Q13/Q14). Percentage Reporting Yes does not include those who indicated the item was "Not applicable."

NA: Not applicable

37. If the military had provided the following, would you and/or your family have been better supported during your spouse's deployment(s)?

e. Videoconferencing with my spouse

	Percent Responding		Percentages			Max ME	Percentage Reporting Yes		
			1	2	3				
MEMBER COMPONENT BY PAYGRADE									
ARNG Enlisted	37	±3	68	19	13	±4	78.0	±3.0	
E1 – E4	38	±4	74	16	10	±6	82.0	±6.0	
E5 – E9	37	±3	65	20	15	±4	77.0	±4.0	
ARNG Officers	37	±3	54	30	15	±5	64.0	±5.0	
O1 – O3	41	±5	60	28	12	±8	68.0	±8.0	
O4 – O6	32	±4	49	35	16	±8	58.0	±9.0	
USAR Enlisted	25	±3	68	18	14	±5	79.0	±5.0	
E1 – E4	20	±3	80	14	7	±8	85.0	±8.0	
E5 – E9	27	±3	63	20	16	±6	76.0	±6.0	
USAR Officers	30	±3	53	26	22	±6	67.0	±6.0	
O1 – O3	27	±4	61	21	19	±10	75.0	±9.0	
O4 – O6	31	±4	46	29	25	±7	62.0	±8.0	
USNR Enlisted	30	±4	62	22	16	±8	74.0	±8.0	
E1 – E4	21	±5	80	16	4	±12	83.0	±11.0	
E5 – E9	32	±5	59	23	18	±9	72.0	±9.0	
USNR Officers	28	±4	57	25	18	±8	70.0	±8.0	
O1 – O3	23	±5	68	16	16	±12	81.0	±12.0	
O4 – O6	31	±5	53	27	19	±9	66.0	±10.0	
USMCR Enlisted	32	±4	79	12	9	±7	87.0	±6.0	
E1 – E4	34	±5	85	7	8	±8	93.0	±7.0	
E5 – E9	30	±5	73	17	10	±11	81.0	±11.0	
USMCR Officers	28	±4	55	31	14	±8	64.0	±9.0	
O1 – O3	26	±7	74	21	6	±16	78.0	±17.0	
O4 – O6	28	±5	48	36	16	±10	57.0	±11.0	
ANG Enlisted	28	±4	53	30	17	±7	64.0	±8.0	
E1 – E4	23	±4	61	20	20	±11	76.0	±12.0	
E5 – E9	29	±4	52	31	17	±7	63.0	±8.0	
ANG Officers	30	±4	50	34	16	±7	59.0	±8.0	
O1 – O3	32	±4	50	32	18	±9	61.0	±10.0	
O4 – O6	29	±5	50	35	15	±9	58.0	±10.0	
USAFR Enlisted	23	±3	55	26	19	±6	68.0	±7.0	
E1 – E4	13	±4	48	31	21	±19	61.0	±17.0	
E5 – E9	25	±3	56	25	19	±6	69.0	±7.0	
USAFR Officers	21	±3	50	35	15	±7	59.0	±8.0	
O1 – O3	20	±4	54	29	18	±12	65.0	±14.0	
O4 – O6	21	±3	49	37	14	±9	57.0	±9.0	

Note. Percent responding are Reserve component spouses who answered the question and whose husband/wife was activated and deployed in the past 24 months (Q13/Q14). Percentage Reporting Yes does not include those who indicated the item was "Not applicable."

37. If the military had provided the following, would you and/or your family have been better supported during your spouse's deployment(s)?

f. Help with household repairs, yard work, or car maintenance

1. Yes

2. No

3. Not applicable




































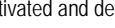

	Percent Responding		Percentages			Max ME	Percentage Reporting Yes		
			1	2	3				
MEMBER DEMOGRAPHICS									
Total DoD	31	±1	60	27	13	±2	69.0	±2.0	
ARNG	38	±2	64	24	12	±3	73.0	±3.0	
USAR	26	±2	59	26	15	±4	70.0	±4.0	
USNR	30	±3	56	30	15	±6	65.0	±7.0	
USMCR	31	±3	54	31	15	±6	63.0	±6.0	
ANG	29	±3	54	32	14	±6	62.0	±6.0	
USAFR	23	±2	54	30	16	±5	64.0	±5.0	
Enlisted	31	±2	60	26	14	±3	70.0	±3.0	
E1 – E4	30	±3	59	28	13	±5	68.0	±5.0	
E5 – E9	32	±2	61	25	14	±3	71.0	±3.0	
Officers	31	±2	58	30	12	±3	66.0	±3.0	
O1 – O3	32	±3	60	28	11	±5	68.0	±5.0	
O4 – O6	29	±2	54	34	13	±4	62.0	±4.0	
Reserve Unit	34	±2	60	27	13	±2	69.0	±2.0	
Military Technician	31	±3	58	27	15	±6	68.0	±6.0	
AGR/FTS/AR	17	±3	58	30	12	±7	66.0	±8.0	
IMA	19	±4	49	31	20	±10	62.0	±11.0	
Not Activated Past 24 Months	NA		NA	NA	NA		NA		
Activated Past 24 Months	64	±2	60	27	13	±2	69.0	±2.0	
Not Deployed Past 24 Months	NA		NA	NA	NA		NA		
Deployed Past 24 Months	99	±1	60	27	13	±2	69.0	±2.0	
SPOUSE DEMOGRAPHICS									
Male	17	±3	23	52	26	±8	30.0	±9.0	
Female	33	±2	63	25	12	±2	71.0	±2.0	
No College/Some College	32	±2	60	25	15	±3	71.0	±3.0	
4-Year Degree	32	±2	60	29	11	±4	67.0	±4.0	
Graduate/Professional Degree	29	±3	58	32	11	±5	64.0	±5.0	
Non-Hispanic White	33	±2	59	29	12	±3	67.0	±3.0	
Total Minority	28	±2	63	21	16	±4	75.0	±4.0	
Non-Hispanic Black	25	±4	66	15	19	±7	81.0	±7.0	
Hispanic	31	±4	61	23	16	±6	73.0	±7.0	
30 Years Old or Younger	33	±3	58	26	16	±4	69.0	±4.0	
31 to 40 Years Old	31	±2	65	25	10	±3	72.0	±3.0	
More Than 40 Years Old	31	±2	57	29	14	±3	66.0	±3.0	
FAMILY STATUS									
With Child(ren)	31	±2	62	26	11	±3	71.0	±3.0	
Without Child(ren)	32	±3	52	29	18	±4	64.0	±4.0	

Note. Percent responding are Reserve component spouses who answered the question and whose husband/wife was activated and deployed in the past 24 months (Q13/Q14). Percentage Reporting Yes does not include those who indicated the item was "Not applicable."

NA: Not applicable

37. If the military had provided the following, would you and/or your family have been better supported during your spouse's deployment(s)?

f. Help with household repairs, yard work, or car maintenance

	Percent Responding		Percentages			Max ME	Percentage Reporting Yes		
			1	2	3				
MEMBER COMPONENT BY PAYGRADE									
ARNG Enlisted	38	±3	64	24	12	±4	73.0	±4.0	
E1 – E4	39	±4	60	27	13	±7	69.0	±7.0	
E5 – E9	37	±3	66	22	12	±4	75.0	±4.0	
ARNG Officers	37	±3	63	27	10	±5	70.0	±5.0	
O1 – O3	41	±5	65	25	9	±7	72.0	±7.0	
O4 – O6	33	±4	60	30	10	±8	66.0	±9.0	
USAR Enlisted	25	±3	61	24	15	±5	72.0	±5.0	
E1 – E4	19	±3	63	27	10	±10	70.0	±10.0	
E5 – E9	28	±3	60	23	17	±6	73.0	±6.0	
USAR Officers	31	±3	56	31	13	±6	64.0	±6.0	
O1 – O3	27	±4	54	32	14	±10	63.0	±10.0	
O4 – O6	31	±4	55	33	13	±7	62.0	±8.0	
USNR Enlisted	30	±4	54	30	15	±8	64.0	±9.0	
E1 – E4	21	±5	52	32	16	±13	62.0	±14.0	
E5 – E9	33	±5	54	30	15	±9	64.0	±10.0	
USNR Officers	28	±4	59	28	13	±8	68.0	±8.0	
O1 – O3	22	±5	68	19	13	±11	78.0	±12.0	
O4 – O6	30	±5	56	31	13	±9	65.0	±10.0	
USMCR Enlisted	32	±4	55	28	17	±7	66.0	±8.0	
E1 – E4	34	±5	44	36	20	±10	55.0	±11.0	
E5 – E9	30	±5	66	21	13	±11	76.0	±11.0	
USMCR Officers	28	±4	51	40	9	±8	56.0	±9.0	
O1 – O3	27	±7	60	35	6	±16	63.0	±17.0	
O4 – O6	28	±5	44	46	10	±10	49.0	±11.0	
ANG Enlisted	29	±4	54	31	14	±7	63.0	±7.0	
E1 – E4	23	±4	54	31	15	±11	64.0	±12.0	
E5 – E9	29	±4	54	31	14	±7	63.0	±8.0	
ANG Officers	30	±4	50	36	14	±7	59.0	±8.0	
O1 – O3	32	±4	54	33	13	±9	62.0	±10.0	
O4 – O6	29	±5	49	37	14	±10	57.0	±10.0	
USAFR Enlisted	23	±3	56	28	16	±6	67.0	±6.0	
E1 – E4	13	±4	61	23	16	±17	72.0	±18.0	
E5 – E9	26	±3	56	29	16	±6	66.0	±7.0	
USAFR Officers	21	±3	47	37	16	±7	56.0	±8.0	
O1 – O3	20	±4	45	39	16	±12	54.0	±13.0	
O4 – O6	21	±3	47	36	16	±9	57.0	±9.0	

Note. Percent responding are Reserve component spouses who answered the question and whose husband/wife was activated and deployed in the past 24 months (Q13/Q14). Percentage Reporting Yes does not include those who indicated the item was "Not applicable."

37. If the military had provided the following, would you and/or your family have been better supported during your spouse's deployment(s)?

g. More activities/programs to prepare children for deployments

1. Yes

2. No

3. Not applicable






































	Percent Responding		Percentages			Max ME	Percentage Reporting Yes		
			1	2	3				
MEMBER DEMOGRAPHICS									
Total DoD	31	±1	45	24	31	±2	66.0	±3.0	
ARNG	37	±2	48	23	30	±3	68.0	±4.0	
USAR	26	±2	46	21	33	±4	69.0	±5.0	
USNR	30	±3	44	25	31	±6	64.0	±8.0	
USMCR	31	±3	41	23	36	±6	64.0	±7.0	
ANG	29	±3	40	31	29	±6	56.0	±7.0	
USAFR	22	±2	42	26	33	±5	62.0	±6.0	
Enlisted	31	±2	47	22	31	±3	68.0	±3.0	
E1 – E4	29	±3	51	17	33	±5	75.0	±5.0	
E5 – E9	32	±2	46	24	30	±3	66.0	±4.0	
Officers	31	±2	39	30	32	±3	57.0	±4.0	
O1 – O3	32	±3	42	24	34	±5	64.0	±6.0	
O4 – O6	29	±2	36	34	29	±4	51.0	±5.0	
Reserve Unit	34	±2	45	24	31	±2	66.0	±3.0	
Military Technician	31	±3	37	29	34	±6	57.0	±7.0	
AGR/FTS/AR	17	±3	51	27	22	±7	66.0	±8.0	
IMA	19	±4	36	25	39	±10	59.0	±12.0	
Not Activated Past 24 Months	NA		NA	NA	NA		NA		
Activated Past 24 Months	64	±2	45	24	31	±2	66.0	±3.0	
Not Deployed Past 24 Months	NA		NA	NA	NA		NA		
Deployed Past 24 Months	98	±1	45	24	31	±2	66.0	±3.0	
SPOUSE DEMOGRAPHICS									
Male	17	±3	28	33	39	±8	46.0	±10.0	
Female	33	±2	47	23	30	±2	67.0	±3.0	
No College/Some College	32	±2	49	21	30	±3	69.0	±3.0	
4-Year Degree	32	±2	42	28	30	±4	60.0	±5.0	
Graduate/Professional Degree	29	±3	38	26	36	±5	59.0	±6.0	
Non-Hispanic White	33	±2	42	26	31	±3	62.0	±3.0	
Total Minority	28	±2	54	18	29	±4	75.0	±5.0	
Non-Hispanic Black	25	±4	56	12	32	±7	82.0	±7.0	
Hispanic	30	±4	58	16	26	±6	79.0	±7.0	
30 Years Old or Younger	33	±3	46	18	36	±4	72.0	±5.0	
31 to 40 Years Old	31	±2	57	24	19	±3	70.0	±4.0	
More Than 40 Years Old	31	±2	35	28	37	±3	55.0	±4.0	
FAMILY STATUS									
With Child(ren)	31	±2	58	26	16	±3	69.0	±3.0	
Without Child(ren)	32	±3	9	17	74	±4	36.0	±8.0	

Note. Percent responding are Reserve component spouses who answered the question and whose husband/wife was activated and deployed in the past 24 months (Q13/Q14). Percentage Reporting Yes does not include those who indicated the item was "Not applicable."

NA: Not applicable

37. If the military had provided the following, would you and/or your family have been better supported during your spouse's deployment(s)?

g. More activities/programs to prepare children for deployments

	Percent Responding		Percentages			Max ME	Percentage Reporting Yes		
			1	2	3				
MEMBER COMPONENT BY PAYGRADE									
ARNG Enlisted	38	±3	49	21	29	±4	70.0	±4.0	
E1 – E4	38	±4	52	16	32	±7	77.0	±7.0	
E5 – E9	37	±3	48	24	28	±4	67.0	±5.0	
ARNG Officers	37	±3	40	28	32	±5	59.0	±6.0	
O1 – O3	41	±5	44	22	34	±8	67.0	±9.0	
O4 – O6	33	±4	38	35	27	±8	52.0	±10.0	
USAR Enlisted	25	±3	49	19	32	±5	72.0	±6.0	
E1 – E4	20	±3	54	18	28	±10	75.0	±11.0	
E5 – E9	28	±3	47	20	33	±6	70.0	±7.0	
USAR Officers	31	±3	40	25	35	±5	61.0	±7.0	
O1 – O3	27	±4	43	23	33	±10	65.0	±12.0	
O4 – O6	31	±4	37	27	36	±7	58.0	±9.0	
USNR Enlisted	30	±4	46	23	31	±8	66.0	±10.0	
E1 – E4	21	±5	38	16	46	±13	70.0	±17.0	
E5 – E9	33	±5	47	25	29	±9	65.0	±11.0	
USNR Officers	28	±4	40	29	31	±8	58.0	±9.0	
O1 – O3	22	±5	50	18	32	±12	73.0	±13.0	
O4 – O6	30	±5	37	32	31	±9	54.0	±11.0	
USMCR Enlisted	32	±4	42	19	39	±7	68.0	±9.0	
E1 – E4	34	±5	33	21	46	±10	61.0	±13.0	
E5 – E9	30	±5	50	18	32	±11	74.0	±13.0	
USMCR Officers	28	±4	39	35	26	±8	53.0	±9.0	
O1 – O3	27	±7	29	28	42	±16	51.0	±20.0	
O4 – O6	28	±5	40	40	20	±10	50.0	±11.0	
ANG Enlisted	28	±4	41	29	30	±7	58.0	±8.0	
E1 – E4	23	±4	44	20	36	±11	69.0	±13.0	
E5 – E9	29	±4	40	30	29	±7	57.0	±9.0	
ANG Officers	30	±4	36	37	27	±7	50.0	±8.0	
O1 – O3	33	±4	35	34	31	±9	51.0	±11.0	
O4 – O6	29	±5	37	39	24	±10	49.0	±11.0	
USAFR Enlisted	23	±3	46	20	33	±6	69.0	±7.0	
E1 – E4	13	±4	51	14	35	±17	79.0	±18.0	
E5 – E9	25	±3	46	21	33	±7	68.0	±8.0	
USAFR Officers	21	±3	28	41	31	±7	41.0	±9.0	
O1 – O3	19	±4	32	28	40	±12	53.0	±16.0	
O4 – O6	21	±3	27	45	28	±9	38.0	±10.0	

Note. Percent responding are Reserve component spouses who answered the question and whose husband/wife was activated and deployed in the past 24 months (Q13/Q14). Percentage Reporting Yes does not include those who indicated the item was "Not applicable."


































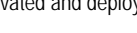
37. If the military had provided the following, would you and/or your family have been better supported during your spouse's deployment(s)?

h. Increased pay

1. Yes

2. No

3. Not applicable


































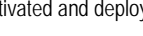



	Percent Responding		Percentages			Max ME	Percentage Reporting Yes		
			1	2	3				
MEMBER DEMOGRAPHICS									
Total DoD	31	±1	77	14	9	±2	85.0	±2.0	
ARNG	37	±2	80	12	8	±3	87.0	±2.0	
USAR	26	±2	75	15	10	±4	84.0	±4.0	
USNR	30	±3	74	16	9	±6	82.0	±6.0	
USMCR	31	±3	80	13	7	±5	86.0	±5.0	
ANG	29	±3	74	18	8	±5	81.0	±5.0	
USAFR	23	±2	73	14	12	±5	84.0	±4.0	
Enlisted	31	±2	79	12	8	±2	87.0	±2.0	
E1 – E4	29	±3	87	9	4	±3	91.0	±3.0	
E5 – E9	32	±2	77	14	9	±3	85.0	±2.0	
Officers	31	±2	69	19	12	±3	78.0	±3.0	
O1 – O3	32	±3	73	18	9	±5	80.0	±5.0	
O4 – O6	29	±2	65	21	14	±4	75.0	±4.0	
Reserve Unit	34	±2	77	14	9	±2	85.0	±2.0	
Military Technician	31	±3	74	16	10	±5	82.0	±5.0	
AGR/FTS/AR	17	±3	78	15	7	±6	84.0	±6.0	
IMA	18	±4	59	23	18	±10	72.0	±11.0	
Not Activated Past 24 Months	NA		NA	NA	NA		NA		
Activated Past 24 Months	63	±2	77	14	9	±2	85.0	±2.0	
Not Deployed Past 24 Months	NA		NA	NA	NA		NA		
Deployed Past 24 Months	98	±1	77	14	9	±2	85.0	±2.0	
SPOUSE DEMOGRAPHICS									
Male	17	±3	68	19	13	±8	78.0	±7.0	
Female	33	±2	78	14	9	±2	85.0	±2.0	
No College/Some College	32	±2	78	13	9	±3	86.0	±2.0	
4-Year Degree	32	±2	78	14	8	±3	85.0	±3.0	
Graduate/Professional Degree	29	±3	70	21	9	±5	77.0	±5.0	
Non-Hispanic White	33	±2	77	15	8	±2	84.0	±2.0	
Total Minority	27	±2	77	11	12	±4	87.0	±3.0	
Non-Hispanic Black	25	±4	76	9	15	±7	89.0	±6.0	
Hispanic	30	±4	76	13	11	±6	85.0	±6.0	
30 Years Old or Younger	33	±3	85	10	6	±3	90.0	±3.0	
31 to 40 Years Old	31	±2	80	14	6	±3	86.0	±3.0	
More Than 40 Years Old	30	±2	69	17	13	±3	80.0	±3.0	
FAMILY STATUS									
With Child(ren)	31	±2	79	14	8	±2	85.0	±2.0	
Without Child(ren)	32	±3	73	15	12	±4	82.0	±3.0	

Note. Percent responding are Reserve component spouses who answered the question and whose husband/wife was activated and deployed in the past 24 months (Q13/Q14). Percentage Reporting Yes does not include those who indicated the item was "Not applicable."

NA: Not applicable

37. If the military had provided the following, would you and/or your family have been better supported during your spouse's deployment(s)?

h. Increased pay

	Percent Responding		Percentages			Max ME	Percentage Reporting Yes		
			1	2	3				
MEMBER COMPONENT BY PAYGRADE									
ARNG Enlisted	38	±3	82	11	7	±3	89.0	±3.0	
E1 – E4	38	±4	88	7	5	±4	92.0	±3.0	
E5 – E9	37	±3	79	12	9	±4	87.0	±3.0	
ARNG Officers	37	±3	70	19	11	±5	78.0	±5.0	
O1 – O3	41	±5	73	20	7	±7	79.0	±7.0	
O4 – O6	32	±4	66	17	16	±8	79.0	±8.0	
USAR Enlisted	25	±3	78	13	9	±5	86.0	±5.0	
E1 – E4	20	±3	83	14	3	±10	86.0	±10.0	
E5 – E9	27	±3	76	13	11	±6	86.0	±5.0	
USAR Officers	30	±3	68	19	13	±5	78.0	±5.0	
O1 – O3	27	±4	71	18	11	±10	80.0	±9.0	
O4 – O6	30	±4	61	22	16	±7	73.0	±7.0	
USNR Enlisted	31	±4	75	16	9	±8	83.0	±7.0	
E1 – E4	21	±5	82	15	2	±12	84.0	±12.0	
E5 – E9	33	±5	74	16	10	±9	83.0	±8.0	
USNR Officers	28	±4	71	19	10	±7	79.0	±7.0	
O1 – O3	23	±5	76	10	14	±11	88.0	±10.0	
O4 – O6	31	±5	70	21	9	±9	77.0	±8.0	
USMCR Enlisted	32	±4	84	11	5	±6	88.0	±6.0	
E1 – E4	34	±5	83	10	7	±8	89.0	±8.0	
E5 – E9	30	±5	84	12	4	±9	88.0	±9.0	
USMCR Officers	28	±4	67	21	12	±8	76.0	±8.0	
O1 – O3	27	±7	72	25	3	±16	74.0	±16.0	
O4 – O6	28	±5	64	21	15	±10	76.0	±11.0	
ANG Enlisted	28	±4	76	16	8	±6	83.0	±6.0	
E1 – E4	23	±4	86	8	6	±8	91.0	±8.0	
E5 – E9	29	±4	75	17	9	±7	82.0	±7.0	
ANG Officers	30	±4	66	25	9	±7	73.0	±7.0	
O1 – O3	33	±4	77	17	6	±9	82.0	±9.0	
O4 – O6	29	±5	61	29	10	±10	68.0	±10.0	
USAFR Enlisted	23	±3	75	14	12	±5	85.0	±5.0	
E1 – E4	13	±4	88	7	5	±13	93.0	±11.0	
E5 – E9	26	±3	73	14	12	±6	84.0	±5.0	
USAFR Officers	21	±3	69	16	14	±7	81.0	±7.0	
O1 – O3	20	±4	74	14	12	±12	84.0	±12.0	
O4 – O6	21	±3	68	17	15	±8	80.0	±8.0	

Note. Percent responding are Reserve component spouses who answered the question and whose husband/wife was activated and deployed in the past 24 months (Q13/Q14). Percentage Reporting Yes does not include those who indicated the item was "Not applicable."



































37. If the military had provided the following, would you and/or your family have been better supported during your spouse's deployment(s)?

i. Help with understanding TRICARE health and dental benefits

1. Yes

2. No

3. Not applicable






































	Percent Responding		Percentages			Max ME	Percentage Reporting Yes		
			1	2	3				
MEMBER DEMOGRAPHICS									
Total DoD	31	±1	60	29	11	±2	68.0	±2.0	
ARNG	38	±2	61	28	11	±3	69.0	±3.0	
USAR	26	±2	63	27	11	±4	70.0	±4.0	
USNR	30	±3	55	34	11	±6	62.0	±7.0	
USMCR	31	±3	60	30	10	±6	67.0	±6.0	
ANG	29	±3	57	31	12	±6	64.0	±6.0	
USAFR	23	±2	57	27	16	±5	68.0	±5.0	
Enlisted	31	±2	62	27	11	±3	70.0	±3.0	
E1 – E4	30	±3	70	23	7	±5	75.0	±5.0	
E5 – E9	32	±2	59	28	13	±3	68.0	±3.0	
Officers	31	±2	52	35	13	±3	60.0	±3.0	
O1 – O3	32	±3	59	30	10	±5	66.0	±5.0	
O4 – O6	29	±2	47	38	14	±4	55.0	±4.0	
Reserve Unit	34	±2	62	27	11	±2	69.0	±2.0	
Military Technician	31	±3	64	26	10	±6	71.0	±6.0	
AGR/FTS/AR	17	±3	43	46	11	±7	48.0	±8.0	
IMA	19	±4	40	35	25	±10	53.0	±11.0	
Not Activated Past 24 Months	NA		NA	NA	NA		NA		
Activated Past 24 Months	64	±2	60	29	11	±2	68.0	±2.0	
Not Deployed Past 24 Months	NA		NA	NA	NA		NA		
Deployed Past 24 Months	99	±1	60	29	11	±2	68.0	±2.0	
SPOUSE DEMOGRAPHICS									
Male	17	±3	52	33	15	±8	61.0	±8.0	
Female	33	±2	60	28	11	±2	68.0	±2.0	
No College/Some College	32	±2	63	25	12	±3	71.0	±3.0	
4-Year Degree	32	±2	58	32	10	±4	64.0	±4.0	
Graduate/Professional Degree	29	±3	51	35	14	±5	59.0	±5.0	
Non-Hispanic White	33	±2	58	32	10	±3	64.0	±3.0	
Total Minority	28	±2	65	19	15	±4	77.0	±4.0	
Non-Hispanic Black	25	±4	63	16	20	±8	80.0	±7.0	
Hispanic	30	±4	66	21	13	±6	76.0	±6.0	
30 Years Old or Younger	33	±3	66	25	9	±4	72.0	±4.0	
31 to 40 Years Old	31	±2	57	32	11	±3	64.0	±4.0	
More Than 40 Years Old	31	±2	58	28	14	±3	67.0	±3.0	
FAMILY STATUS									
With Child(ren)	31	±2	59	31	10	±3	66.0	±3.0	
Without Child(ren)	32	±3	63	23	14	±4	73.0	±4.0	

Note. Percent responding are Reserve component spouses who answered the question and whose husband/wife was activated and deployed in the past 24 months (Q13/Q14). Percentage Reporting Yes does not include those who indicated the item was "Not applicable."

NA: Not applicable

37. If the military had provided the following, would you and/or your family have been better supported during your spouse's deployment(s)?

i. Help with understanding TRICARE health and dental benefits

	Percent Responding		Percentages			Max ME	Percentage Reporting Yes		
			1	2	3				
MEMBER COMPONENT BY PAYGRADE									
ARNG Enlisted	38	±3	63	26	11	±4	71.0	±4.0	
E1 – E4	38	±4	70	22	8	±7	76.0	±7.0	
E5 – E9	37	±3	60	28	12	±4	68.0	±4.0	
ARNG Officers	37	±3	52	36	12	±5	59.0	±5.0	
O1 – O3	41	±5	58	34	8	±7	63.0	±8.0	
O4 – O6	33	±4	45	37	18	±8	55.0	±9.0	
USAR Enlisted	25	±3	66	25	9	±5	73.0	±5.0	
E1 – E4	20	±3	69	27	4	±10	72.0	±10.0	
E5 – E9	27	±3	65	24	12	±6	73.0	±6.0	
USAR Officers	30	±3	55	31	14	±6	64.0	±6.0	
O1 – O3	27	±4	67	24	9	±9	74.0	±10.0	
O4 – O6	31	±4	45	38	17	±7	55.0	±8.0	
USNR Enlisted	31	±4	57	32	11	±8	64.0	±9.0	
E1 – E4	21	±5	72	22	6	±13	76.0	±13.0	
E5 – E9	33	±5	55	34	11	±9	62.0	±10.0	
USNR Officers	28	±4	51	38	11	±8	57.0	±8.0	
O1 – O3	23	±5	64	20	16	±12	76.0	±12.0	
O4 – O6	31	±5	47	44	9	±9	52.0	±9.0	
USMCR Enlisted	32	±4	65	27	9	±7	71.0	±7.0	
E1 – E4	34	±5	70	25	5	±9	74.0	±9.0	
E5 – E9	30	±5	60	28	12	±11	68.0	±12.0	
USMCR Officers	28	±4	45	41	14	±8	52.0	±9.0	
O1 – O3	27	±7	45	41	13	±16	52.0	±17.0	
O4 – O6	28	±5	42	42	16	±10	50.0	±11.0	
ANG Enlisted	29	±4	57	30	13	±7	65.0	±7.0	
E1 – E4	23	±4	69	23	8	±10	75.0	±11.0	
E5 – E9	29	±4	56	31	13	±7	64.0	±8.0	
ANG Officers	30	±4	55	34	11	±7	61.0	±8.0	
O1 – O3	33	±4	55	28	17	±9	67.0	±10.0	
O4 – O6	29	±5	54	38	8	±10	59.0	±10.0	
USAFR Enlisted	23	±3	61	24	15	±6	71.0	±6.0	
E1 – E4	13	±4	75	17	7	±15	81.0	±14.0	
E5 – E9	25	±3	60	25	15	±6	70.0	±7.0	
USAFR Officers	21	±3	46	35	19	±7	57.0	±8.0	
O1 – O3	20	±4	44	32	24	±12	58.0	±14.0	
O4 – O6	21	±3	47	36	17	±9	57.0	±9.0	

Note. Percent responding are Reserve component spouses who answered the question and whose husband/wife was activated and deployed in the past 24 months (Q13/Q14). Percentage Reporting Yes does not include those who indicated the item was "Not applicable."



































37. If the military had provided the following, would you and/or your family have been better supported during your spouse's deployment(s)?

j. Counseling services

1. Yes

2. No

3. Not applicable






































	Percent Responding		Percentages			Max ME	Percentage Reporting Yes		
			1	2	3				
MEMBER DEMOGRAPHICS									
Total DoD	31	±1	47	36	17	±2	57.0	±2.0	
ARNG	38	±2	49	34	16	±3	59.0	±4.0	
USAR	26	±2	52	31	18	±4	63.0	±4.0	
USNR	30	±3	48	36	16	±6	58.0	±7.0	
USMCR	31	±3	47	39	15	±6	55.0	±7.0	
ANG	29	±3	36	45	20	±6	44.0	±6.0	
USAFR	22	±2	39	39	22	±5	50.0	±6.0	
Enlisted	31	±2	49	34	17	±3	59.0	±3.0	
E1 – E4	30	±3	56	29	15	±5	66.0	±5.0	
E5 – E9	32	±2	47	36	17	±3	57.0	±3.0	
Officers	31	±2	39	41	20	±3	48.0	±3.0	
O1 – O3	32	±3	46	36	18	±5	56.0	±5.0	
O4 – O6	29	±2	33	46	21	±4	42.0	±4.0	
Reserve Unit	34	±2	47	35	17	±2	57.0	±3.0	
Military Technician	31	±3	37	43	20	±6	46.0	±6.0	
AGR/FTS/AR	17	±3	47	39	14	±7	55.0	±8.0	
IMA	19	±4	33	36	31	±11	48.0	±10.0	
Not Activated Past 24 Months	NA		NA	NA	NA		NA		
Activated Past 24 Months	64	±2	47	36	17	±2	57.0	±2.0	
Not Deployed Past 24 Months	NA		NA	NA	NA		NA		
Deployed Past 24 Months	99	±1	47	36	17	±2	57.0	±2.0	
SPOUSE DEMOGRAPHICS									
Male	17	±3	33	45	23	±8	42.0	±9.0	
Female	33	±2	48	35	17	±2	58.0	±3.0	
No College/Some College	32	±2	50	33	18	±3	60.0	±3.0	
4-Year Degree	32	±2	44	40	16	±4	53.0	±4.0	
Graduate/Professional Degree	29	±3	41	40	19	±5	51.0	±5.0	
Non-Hispanic White	33	±2	43	40	17	±3	51.0	±3.0	
Total Minority	28	±2	60	22	18	±4	73.0	±4.0	
Non-Hispanic Black	25	±4	56	18	26	±8	76.0	±8.0	
Hispanic	31	±4	66	21	14	±6	76.0	±6.0	
30 Years Old or Younger	33	±3	51	34	15	±4	60.0	±5.0	
31 to 40 Years Old	31	±2	49	37	14	±3	57.0	±4.0	
More Than 40 Years Old	31	±2	42	36	22	±3	54.0	±4.0	
FAMILY STATUS									
With Child(ren)	31	±2	48	37	15	±3	57.0	±3.0	
Without Child(ren)	32	±3	44	32	24	±4	57.0	±4.0	

Note. Percent responding are Reserve component spouses who answered the question and whose husband/wife was activated and deployed in the past 24 months (Q13/Q14). Percentage Reporting Yes does not include those who indicated the item was "Not applicable."

NA: Not applicable

37. If the military had provided the following, would you and/or your family have been better supported during your spouse's deployment(s)?

j. Counseling services

	Percent Responding		Percentages			Max ME	Percentage Reporting Yes		
			1	2	3				
MEMBER COMPONENT BY PAYGRADE									
ARNG Enlisted	38	±3	51	33	16	±4	61.0	±4.0	
E1 – E4	38	±4	55	30	15	±7	65.0	±7.0	
E5 – E9	37	±3	49	35	16	±4	58.0	±5.0	
ARNG Officers	37	±3	42	40	18	±5	52.0	±5.0	
O1 – O3	41	±5	53	33	14	±7	61.0	±8.0	
O4 – O6	33	±4	32	47	21	±8	41.0	±9.0	
USAR Enlisted	25	±3	55	28	16	±5	66.0	±6.0	
E1 – E4	20	±3	64	24	12	±10	73.0	±11.0	
E5 – E9	28	±3	52	30	18	±6	63.0	±7.0	
USAR Officers	31	±3	43	36	21	±6	55.0	±6.0	
O1 – O3	27	±4	43	37	20	±10	53.0	±11.0	
O4 – O6	31	±4	41	38	21	±7	52.0	±8.0	
USNR Enlisted	31	±4	53	33	14	±8	61.0	±9.0	
E1 – E4	21	±5	61	27	13	±13	70.0	±14.0	
E5 – E9	33	±5	51	34	15	±9	60.0	±10.0	
USNR Officers	28	±4	37	41	22	±8	47.0	±8.0	
O1 – O3	22	±5	52	29	19	±12	64.0	±13.0	
O4 – O6	30	±5	32	45	22	±9	42.0	±10.0	
USMCR Enlisted	32	±4	50	36	14	±7	58.0	±8.0	
E1 – E4	34	±5	48	36	15	±10	57.0	±10.0	
E5 – E9	30	±5	51	36	13	±11	59.0	±11.0	
USMCR Officers	28	±4	36	47	17	±8	43.0	±9.0	
O1 – O3	27	±7	32	48	20	±16	40.0	±18.0	
O4 – O6	28	±5	34	48	18	±10	41.0	±11.0	
ANG Enlisted	29	±4	38	43	19	±7	47.0	±8.0	
E1 – E4	23	±4	44	39	17	±11	53.0	±12.0	
E5 – E9	29	±4	37	43	20	±7	46.0	±8.0	
ANG Officers	30	±4	27	51	22	±7	35.0	±8.0	
O1 – O3	33	±4	27	44	28	±9	38.0	±11.0	
O4 – O6	29	±5	27	55	18	±9	33.0	±11.0	
USAFR Enlisted	23	±3	43	35	22	±6	55.0	±7.0	
E1 – E4	13	±4	51	32	17	±17	62.0	±18.0	
E5 – E9	25	±3	42	36	22	±6	54.0	±7.0	
USAFR Officers	21	±3	29	48	23	±7	37.0	±8.0	
O1 – O3	20	±4	26	50	24	±12	34.0	±14.0	
O4 – O6	21	±3	30	48	22	±9	38.0	±10.0	

Note. Percent responding are Reserve component spouses who answered the question and whose husband/wife was activated and deployed in the past 24 months (Q13/Q14). Percentage Reporting Yes does not include those who indicated the item was "Not applicable."

37. If the military had provided the following, would you and/or your family have been better supported during your spouse's deployment(s)?

k. Other

1. Yes

2. No

3. Not applicable




































	Percent Responding		Percentages			Max ME	Percentage Reporting Yes		
			1	2	3				
MEMBER DEMOGRAPHICS									
Total DoD	26	±1	12	29	59	±3	29.0	±4.0	
ARNG	30	±2	14	28	58	±4	34.0	±6.0	
USAR	22	±2	12	25	63	±5	33.0	±7.0	
USNR	25	±3	12	25	63	±7	33.0	±10.0	
USMCR	26	±3	12	28	60	±7	30.0	±11.0	
ANG	25	±3	6	40	54	±6	12.0	±7.0	
USAFR	19	±2	11	30	60	±5	27.0	±9.0	
Enlisted	26	±2	13	28	59	±3	32.0	±4.0	
E1 – E4	25	±3	15	24	60	±5	38.0	±9.0	
E5 – E9	26	±2	13	29	58	±3	30.0	±5.0	
Officers	25	±2	7	34	59	±3	18.0	±4.0	
O1 – O3	27	±3	9	30	62	±5	22.0	±6.0	
O4 – O6	23	±2	6	38	56	±4	14.0	±5.0	
Reserve Unit	28	±2	12	28	59	±3	30.0	±4.0	
Military Technician	26	±3	9	36	55	±6	20.0	±8.0	
AGR/FTS/AR	15	±3	10	36	53	±8	22.0	±13.0	
IMA	15	±3	7	35	59	±10	16.0	±13.0	
Not Activated Past 24 Months	NA		NA	NA	NA		NA		
Activated Past 24 Months	53	±2	12	29	59	±3	29.0	±4.0	
Not Deployed Past 24 Months	NA		NA	NA	NA		NA		
Deployed Past 24 Months	81	±2	12	29	59	±3	29.0	±4.0	
SPOUSE DEMOGRAPHICS									
Male	15	±3	6	31	62	±8	17.0	±11.0	
Female	27	±1	12	29	59	±3	30.0	±4.0	
No College/Some College	26	±2	14	26	60	±3	34.0	±5.0	
4-Year Degree	26	±2	10	33	57	±4	23.0	±6.0	
Graduate/Professional Degree	24	±3	9	33	58	±5	22.0	±8.0	
Non-Hispanic White	27	±2	9	32	59	±3	22.0	±3.0	
Total Minority	23	±2	21	21	59	±5	50.0	±8.0	
Non-Hispanic Black	19	±3	19	19	62	±8	50.0	±14.0	
Hispanic	26	±4	21	18	60	±7	54.0	±12.0	
30 Years Old or Younger	28	±2	13	26	61	±4	32.0	±7.0	
31 to 40 Years Old	25	±2	12	29	59	±4	29.0	±6.0	
More Than 40 Years Old	24	±2	11	31	58	±4	27.0	±5.0	
FAMILY STATUS									
With Child(ren)	25	±2	13	31	57	±3	29.0	±4.0	
Without Child(ren)	27	±2	10	24	65	±4	29.0	±7.0	

Note. Percent responding are Reserve component spouses who answered the question and whose husband/wife was activated and deployed in the past 24 months (Q13/Q14). Percentage Reporting Yes does not include those who indicated the item was "Not applicable."

NA: Not applicable

37. If the military had provided the following, would you and/or your family have been better supported during your spouse's deployment(s)?


































k. Other

	Percent Responding		Percentages			Max ME	Percentage Reporting Yes		
			1	2	3				
MEMBER COMPONENT BY PAYGRADE									
ARNG Enlisted	31	±2	16	27	58	±4	37.0	±7.0	
E1 – E4	32	±4	17	26	58	±7	39.0	±12.0	
E5 – E9	30	±3	15	27	58	±5	36.0	±8.0	
ARNG Officers	29	±3	6	34	60	±6	16.0	±6.0	
O1 – O3	33	±5	8	30	62	±8	21.0	±10.0	
O4 – O6	24	±4	4	38	57	±10	10.0	±14.0	
USAR Enlisted	21	±2	14	24	62	±6	36.0	±9.0	
E1 – E4	17	±3	14	21	65	±11	40.0	±18.0	
E5 – E9	22	±3	13	25	61	±7	35.0	±10.0	
USAR Officers	25	±3	8	26	65	±6	24.0	±9.0	
O1 – O3	24	±4	9	28	63	±10	24.0	±15.0	
O4 – O6	23	±3	7	28	65	±8	20.0	±11.0	
USNR Enlisted	26	±4	13	23	64	±9	36.0	±13.0	
E1 – E4	18	±5	18	22	60	±14	44.0	±21.0	
E5 – E9	28	±5	12	23	65	±10	35.0	±15.0	
USNR Officers	23	±4	10	30	60	±8	25.0	±13.0	
O1 – O3	19	±4	17	22	61	±13	43.0	±20.0	
O4 – O6	25	±5	8	33	59	±10	20.0	±16.0	
USMCR Enlisted	27	±4	12	25	63	±8	33.0	±13.0	
E1 – E4	29	±5	8	25	67	±10	25.0	±18.0	
E5 – E9	26	±5	16	25	59	±12	39.0	±19.0	
USMCR Officers	24	±4	10	37	53	±9	21.0	±13.0	
O1 – O3	24	±7	7	39	54	±17	NR		
O4 – O6	23	±5	11	38	51	±11	23.0	±16.0	
ANG Enlisted	24	±3	6	40	55	±8	12.0	±8.0	
E1 – E4	21	±4	5	25	70	±11	16.0	±21.0	
E5 – E9	25	±4	6	41	53	±8	12.0	±9.0	
ANG Officers	25	±3	6	43	51	±8	12.0	±9.0	
O1 – O3	27	±4	8	30	62	±10	20.0	±16.0	
O4 – O6	24	±4	5	50	45	±10	8.0	±12.0	
USAFR Enlisted	19	±2	13	25	62	±7	34.0	±11.0	
E1 – E4	10	±4	19	20	61	±23	NR		
E5 – E9	21	±3	12	26	62	±7	32.0	±12.0	
USAFR Officers	17	±3	5	42	53	±8	11.0	±9.0	
O1 – O3	18	±4	5	37	57	±13	12.0	±19.0	
O4 – O6	17	±3	5	43	51	±10	11.0	±11.0	

Note. Percent responding are Reserve component spouses who answered the question and whose husband/wife was activated and deployed in the past 24 months (Q13/Q14). Percentage Reporting Yes does not include those who indicated the item was "Not applicable."

NR: Not reportable





































38. Has your spouse returned home from a deployment in the past 24 months?

	Percent Responding		Percentages	Max ME	Percentage Reporting Yes
			Yes		
MEMBER DEMOGRAPHICS					
Total DoD	32	±1	77	±2	
ARNG	38	±2	73	±3	
USAR	27	±2	76	±4	
USNR	30	±3	76	±6	
USMCR	31	±3	76	±6	
ANG	29	±3	90	±5	
USAFR	23	±2	82	±5	
Enlisted	32	±2	77	±3	
E1 – E4	30	±3	71	±5	
E5 – E9	32	±2	79	±3	
Officers	31	±2	76	±3	
O1 – O3	33	±3	76	±5	
O4 – O6	29	±2	78	±4	
Reserve Unit	34	±2	76	±2	
Military Technician	31	±3	85	±5	
AGR/FTS/AR	17	±3	84	±8	
IMA	19	±4	79	±9	
Not Activated Past 24 Months	NA		NA		
Activated Past 24 Months	64	±2	77	±2	
Not Deployed Past 24 Months	NA		NA		
Deployed Past 24 Months	99	±1	77	±2	
SPOUSE DEMOGRAPHICS					
Male	17	±3	83	±6	
Female	34	±2	76	±2	
No College/Some College	32	±2	77	±3	
4-Year Degree	32	±2	74	±4	
Graduate/Professional Degree	29	±3	81	±5	
Non-Hispanic White	33	±2	76	±3	
Total Minority	28	±2	80	±4	
Non-Hispanic Black	26	±4	83	±7	
Hispanic	31	±4	81	±6	
30 Years Old or Younger	33	±3	72	±4	
31 to 40 Years Old	31	±2	78	±3	
More Than 40 Years Old	31	±2	80	±3	
FAMILY STATUS					
With Child(ren)	31	±2	78	±3	
Without Child(ren)	33	±3	76	±4	

Note. Percent responding are Reserve component spouses who answered the question and whose husband/wife was activated and deployed in the past 24 months (Q13/Q14).

NA: Not applicable

38. Has your spouse returned home from a deployment in the past 24 months?

	Percent Responding		Percentages	Max ME	Percentage Reporting Yes
			Yes		
MEMBER COMPONENT BY PAYGRADE					
ARNG Enlisted	38	±3	73	±4	
E1 – E4	39	±4	69	±7	
E5 – E9	37	±3	74	±5	
ARNG Officers	38	±3	73	±5	
O1 – O3	41	±5	71	±8	
O4 – O6	33	±4	75	±9	
USAR Enlisted	25	±3	77	±6	
E1 – E4	20	±3	77	±12	
E5 – E9	28	±3	77	±6	
USAR Officers	31	±3	74	±5	
O1 – O3	27	±4	79	±10	
O4 – O6	31	±4	72	±7	
USNR Enlisted	31	±4	78	±8	
E1 – E4	22	±5	69	±12	
E5 – E9	33	±5	80	±10	
USNR Officers	28	±4	69	±8	
O1 – O3	22	±4	71	±11	
O4 – O6	31	±5	69	±9	
USMCR Enlisted	32	±4	75	±7	
E1 – E4	34	±5	74	±9	
E5 – E9	31	±5	76	±11	
USMCR Officers	28	±4	78	±8	
O1 – O3	27	±7	69	±16	
O4 – O6	28	±5	81	±10	
ANG Enlisted	29	±4	91	±6	
E1 – E4	23	±4	81	±10	
E5 – E9	29	±4	92	±6	
ANG Officers	31	±3	89	±6	
O1 – O3	33	±4	88	±8	
O4 – O6	30	±5	89	±9	
USAFR Enlisted	23	±3	79	±6	
E1 – E4	13	±4	72	±17	
E5 – E9	26	±3	80	±6	
USAFR Officers	21	±3	89	±6	
O1 – O3	20	±4	92	±10	
O4 – O6	21	±3	88	±7	

Note. Percent responding are Reserve component spouses who answered the question and whose husband/wife was activated and deployed in the past 24 months (Q13/Q14).



































39. After returning home from his/her most recent deployment, did your spouse receive reunion and reintegration support services from any of the following sources?

a. Family Readiness/Support Group

1. Yes

2. No

3. Don't know




































	Percent Responding		Percentages			Max ME	Percentage Reporting Yes		
			1	2	3				
MEMBER DEMOGRAPHICS									
Total DoD	24	±1	30	41	29	±2	43.0	±3.0	
ARNG	27	±2	41	36	23	±3	54.0	±4.0	
USAR	20	±2	21	54	25	±4	28.0	±5.0	
USNR	23	±3	13	55	32	±7	20.0	±6.0	
USMCR	23	±3	28	38	34	±7	42.0	±8.0	
ANG	26	±3	25	34	41	±6	43.0	±7.0	
USAFR	18	±2	19	38	44	±5	33.0	±6.0	
Enlisted	24	±1	31	40	28	±3	44.0	±3.0	
E1 – E4	21	±2	33	43	24	±5	43.0	±6.0	
E5 – E9	25	±2	31	40	29	±3	44.0	±3.0	
Officers	24	±1	27	41	32	±3	39.0	±4.0	
O1 – O3	25	±2	30	40	30	±5	42.0	±6.0	
O4 – O6	23	±2	24	42	34	±4	37.0	±5.0	
Reserve Unit	26	±1	30	41	29	±2	43.0	±3.0	
Military Technician	26	±3	32	37	31	±6	47.0	±6.0	
AGR/FTS/AR	14	±2	33	37	30	±7	47.0	±8.0	
IMA	14	±3	11	45	44	±11	20.0	±12.0	
Not Activated Past 24 Months	NA		NA	NA	NA		NA		
Activated Past 24 Months	49	±2	30	41	29	±2	43.0	±3.0	
Not Deployed Past 24 Months	NA		NA	NA	NA		NA		
Deployed Past 24 Months	75	±2	30	41	29	±2	43.0	±3.0	
SPOUSE DEMOGRAPHICS									
Male	14	±3	32	39	29	±9	46.0	±10.0	
Female	25	±1	30	41	29	±2	43.0	±3.0	
No College/Some College	24	±2	33	39	28	±3	46.0	±3.0	
4-Year Degree	23	±2	29	42	29	±4	41.0	±4.0	
Graduate/Professional Degree	23	±2	23	44	32	±5	35.0	±6.0	
Non-Hispanic White	25	±1	30	42	28	±3	42.0	±3.0	
Total Minority	22	±2	31	38	31	±4	45.0	±5.0	
Non-Hispanic Black	21	±4	31	26	43	±8	54.0	±9.0	
Hispanic	25	±3	34	44	23	±7	44.0	±8.0	
30 Years Old or Younger	23	±2	31	42	27	±4	42.0	±5.0	
31 to 40 Years Old	24	±2	28	41	31	±4	40.0	±4.0	
More Than 40 Years Old	24	±2	33	39	28	±3	45.0	±4.0	
FAMILY STATUS									
With Child(ren)	24	±1	29	41	29	±3	41.0	±3.0	
Without Child(ren)	24	±2	34	38	28	±4	47.0	±5.0	

Note. Percent responding are Reserve component spouses who answered the question and whose husband/wife was activated, deployed, and returned home in the past 24 months (Q13/Q14/Q38). Percentage Reporting Yes does not include those who indicated they "Don't know."

NA: Not applicable

39. After returning home from his/her most recent deployment, did your spouse receive reunion and reintegration support services from any of the following sources?

a. Family Readiness/Support Group

	Percent Responding		Percentages			Max ME	Percentage Reporting Yes		
			1	2	3				
MEMBER COMPONENT BY PAYGRADE									
ARNG Enlisted	27	±2	42	35	23	±4	54.0	±4.0	
E1 – E4	26	±3	38	38	24	±7	50.0	±8.0	
E5 – E9	27	±2	44	34	22	±4	56.0	±5.0	
ARNG Officers	28	±2	39	37	24	±5	51.0	±6.0	
O1 – O3	29	±4	41	38	21	±8	51.0	±9.0	
O4 – O6	25	±3	42	37	22	±9	53.0	±10.0	
USAR Enlisted	19	±2	22	56	22	±6	28.0	±6.0	
E1 – E4	15	±3	22	56	22	±10	28.0	±10.0	
E5 – E9	21	±3	22	55	23	±7	28.0	±7.0	
USAR Officers	23	±2	18	51	31	±6	26.0	±7.0	
O1 – O3	21	±4	25	45	30	±10	36.0	±12.0	
O4 – O6	23	±3	13	54	33	±8	19.0	±8.0	
USNR Enlisted	24	±4	12	55	33	±9	18.0	±8.0	
E1 – E4	15	±4	14	62	24	±15	19.0	±16.0	
E5 – E9	26	±4	12	54	34	±10	18.0	±9.0	
USNR Officers	19	±3	17	54	29	±8	24.0	±9.0	
O1 – O3	16	±4	9	48	43	±14	16.0	±17.0	
O4 – O6	21	±4	20	55	25	±10	26.0	±11.0	
USMCR Enlisted	24	±3	31	37	32	±8	46.0	±10.0	
E1 – E4	25	±4	41	36	23	±11	53.0	±13.0	
E5 – E9	23	±5	22	38	40	±12	37.0	±16.0	
USMCR Officers	22	±4	15	42	42	±9	27.0	±12.0	
O1 – O3	18	±6	9	15	76	±20	NR		
O4 – O6	22	±4	18	45	37	±11	29.0	±14.0	
ANG Enlisted	26	±3	25	34	40	±7	43.0	±8.0	
E1 – E4	19	±4	25	46	29	±12	36.0	±14.0	
E5 – E9	27	±4	25	33	41	±8	43.0	±9.0	
ANG Officers	27	±3	24	31	45	±7	43.0	±9.0	
O1 – O3	29	±4	16	36	48	±10	31.0	±13.0	
O4 – O6	26	±4	28	28	44	±10	49.0	±12.0	
USAFR Enlisted	18	±2	20	38	42	±7	35.0	±8.0	
E1 – E4	9	±4	19	34	47	±19	NR		
E5 – E9	20	±3	20	38	41	±7	35.0	±8.0	
USAFR Officers	18	±3	15	37	49	±8	29.0	±10.0	
O1 – O3	18	±4	16	43	42	±13	27.0	±17.0	
O4 – O6	18	±3	15	35	51	±9	30.0	±13.0	

Note. Percent responding are Reserve component spouses who answered the question and whose husband/wife was activated, deployed, and returned home in the past 24 months (Q13/Q14/Q38). Percentage Reporting Yes does not include those who indicated they "Don't know."
 NR: Not reportable



































39. After returning home from his/her most recent deployment, did your spouse receive reunion and reintegration support services from any of the following sources?

b. Yellow Ribbon Reintegration Program

1. Yes

2. No




































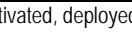
3. Don't know

	Percent Responding		Percentages			Max ME	Percentage Reporting Yes		
			1	2	3				
MEMBER DEMOGRAPHICS									
Total DoD	24	±1	49	28	23	±2	63.0	±2.0	
ARNG	27	±2	70	16	15	±3	82.0	±3.0	
USAR	20	±2	43	39	18	±4	52.0	±5.0	
USNR	23	±3	6	58	35	±7	10.0	±6.0	
USMCR	23	±3	15	42	42	±7	27.0	±9.0	
ANG	26	±3	33	30	37	±6	52.0	±6.0	
USAFR	18	±2	32	35	34	±5	48.0	±6.0	
Enlisted	24	±1	50	28	22	±3	64.0	±3.0	
E1 – E4	21	±2	54	28	19	±5	66.0	±5.0	
E5 – E9	25	±2	49	28	23	±3	64.0	±3.0	
Officers	24	±1	44	30	26	±3	59.0	±3.0	
O1 – O3	25	±2	51	27	22	±5	66.0	±6.0	
O4 – O6	22	±2	34	36	30	±4	49.0	±5.0	
Reserve Unit	26	±1	50	28	23	±2	64.0	±3.0	
Military Technician	26	±3	52	22	26	±6	70.0	±6.0	
AGR/FTS/AR	14	±2	47	28	24	±7	63.0	±8.0	
IMA	14	±3	4	54	43	±11	6.0	±8.0	
Not Activated Past 24 Months	NA		NA	NA	NA		NA		
Activated Past 24 Months	49	±2	49	28	23	±2	63.0	±2.0	
Not Deployed Past 24 Months	NA		NA	NA	NA		NA		
Deployed Past 24 Months	76	±2	49	28	23	±2	63.0	±2.0	
SPOUSE DEMOGRAPHICS									
Male	14	±3	37	37	27	±8	50.0	±9.0	
Female	25	±1	50	28	23	±2	64.0	±3.0	
No College/Some College	24	±2	51	27	23	±3	65.0	±3.0	
4-Year Degree	23	±2	48	29	23	±4	63.0	±4.0	
Graduate/Professional Degree	23	±2	41	33	26	±5	55.0	±5.0	
Non-Hispanic White	25	±1	49	28	23	±3	64.0	±3.0	
Total Minority	22	±2	47	29	24	±4	62.0	±5.0	
Non-Hispanic Black	21	±4	40	25	35	±9	62.0	±10.0	
Hispanic	25	±3	52	32	16	±7	62.0	±7.0	
30 Years Old or Younger	24	±2	55	25	20	±4	69.0	±4.0	
31 to 40 Years Old	24	±2	47	29	24	±4	61.0	±4.0	
More Than 40 Years Old	24	±2	46	29	24	±4	61.0	±4.0	
FAMILY STATUS									
With Child(ren)	24	±1	48	29	23	±3	63.0	±3.0	
Without Child(ren)	24	±2	51	27	22	±4	65.0	±4.0	

Note. Percent responding are Reserve component spouses who answered the question and whose husband/wife was activated, deployed, and returned home in the past 24 months (Q13/Q14/Q38). Percentage Reporting Yes does not include those who indicated they "Don't know."

NA: Not applicable

39. After returning home from his/her most recent deployment, did your spouse receive reunion and reintegration support services from any of the following sources?
 b. Yellow Ribbon Reintegration Program

	Percent Responding		Percentages			Max ME	Percentage Reporting Yes		
			1	2	3				
MEMBER COMPONENT BY PAYGRADE									
ARNG Enlisted	27	±2	70	15	15	±4	82.0	±4.0	
E1 – E4	27	±3	67	17	16	±7	80.0	±7.0	
E5 – E9	27	±2	71	15	14	±5	83.0	±4.0	
ARNG Officers	28	±2	69	16	15	±5	81.0	±5.0	
O1 – O3	29	±4	69	18	13	±8	79.0	±8.0	
O4 – O6	25	±3	67	16	17	±9	81.0	±9.0	
USAR Enlisted	19	±2	44	40	16	±6	53.0	±6.0	
E1 – E4	15	±3	40	47	14	±10	46.0	±10.0	
E5 – E9	21	±3	46	38	16	±6	55.0	±7.0	
USAR Officers	23	±2	39	37	24	±6	51.0	±7.0	
O1 – O3	22	±4	45	35	20	±10	56.0	±11.0	
O4 – O6	23	±3	33	39	28	±8	46.0	±9.0	
USNR Enlisted	24	±4	6	57	37	±9	9.0	±8.0	
E1 – E4	15	±4	9	65	26	±15	12.0	±16.0	
E5 – E9	26	±4	6	56	38	±10	9.0	±10.0	
USNR Officers	19	±3	7	62	31	±8	11.0	±8.0	
O1 – O3	16	±4	4	52	44	±14	7.0	±16.0	
O4 – O6	21	±4	9	65	27	±10	12.0	±10.0	
USMCR Enlisted	24	±3	17	41	42	±8	30.0	±11.0	
E1 – E4	25	±4	21	39	41	±11	35.0	±14.0	
E5 – E9	23	±5	14	42	43	±12	25.0	±16.0	
USMCR Officers	22	±4	9	48	44	±9	15.0	±11.0	
O1 – O3	18	±6	5	24	71	±20	NR		
O4 – O6	22	±4	9	51	40	±11	14.0	±13.0	
ANG Enlisted	26	±3	33	31	36	±7	52.0	±8.0	
E1 – E4	19	±4	36	38	26	±12	49.0	±13.0	
E5 – E9	27	±4	33	30	37	±8	52.0	±8.0	
ANG Officers	27	±3	32	27	41	±7	54.0	±9.0	
O1 – O3	29	±4	35	28	37	±10	56.0	±12.0	
O4 – O6	26	±4	30	27	43	±10	52.0	±12.0	
USAFR Enlisted	18	±2	35	33	31	±7	51.0	±8.0	
E1 – E4	9	±4	20	47	33	±21	30.0	±21.0	
E5 – E9	20	±3	37	32	31	±7	53.0	±8.0	
USAFR Officers	18	±3	23	38	39	±8	37.0	±10.0	
O1 – O3	18	±4	31	33	36	±13	48.0	±16.0	
O4 – O6	18	±3	20	39	40	±9	34.0	±12.0	

Note. Percent responding are Reserve component spouses who answered the question and whose husband/wife was activated, deployed, and returned home in the past 24 months (Q13/Q14/Q38). Percentage Reporting Yes does not include those who indicated they "Don't know."
 NR: Not reportable

39. After returning home from his/her most recent deployment, did your spouse receive reunion and reintegration support services from any of the following sources?

c. Military OneSource

1. Yes

2. No

3. Don't know





































	Percent Responding		Percentages			Max ME	Percentage Reporting Yes		
			1	2	3				
MEMBER DEMOGRAPHICS									
Total DoD	24	±1	21	45	33	±2	32.0	±3.0	
ARNG	27	±2	28	42	30	±3	41.0	±4.0	
USAR	20	±2	19	53	28	±4	26.0	±5.0	
USNR	23	±3	11	55	34	±7	17.0	±6.0	
USMCR	24	±3	19	44	37	±7	31.0	±9.0	
ANG	26	±3	13	42	45	±6	24.0	±7.0	
USAFR	18	±2	15	45	40	±5	24.0	±6.0	
Enlisted	24	±1	22	45	32	±3	33.0	±3.0	
E1 – E4	21	±2	24	49	27	±5	33.0	±6.0	
E5 – E9	25	±2	22	44	34	±3	33.0	±3.0	
Officers	24	±1	18	45	37	±3	28.0	±4.0	
O1 – O3	25	±2	21	46	34	±5	31.0	±6.0	
O4 – O6	22	±2	15	46	39	±4	24.0	±5.0	
Reserve Unit	25	±1	21	46	33	±2	32.0	±3.0	
Military Technician	26	±3	20	44	35	±6	32.0	±6.0	
AGR/FTS/AR	14	±2	23	40	37	±7	36.0	±8.0	
IMA	14	±3	7	49	43	±11	13.0	±10.0	
Not Activated Past 24 Months	NA		NA	NA	NA		NA		
Activated Past 24 Months	48	±2	21	45	33	±2	32.0	±3.0	
Not Deployed Past 24 Months	NA		NA	NA	NA		NA		
Deployed Past 24 Months	75	±2	21	45	33	±2	32.0	±3.0	
SPOUSE DEMOGRAPHICS									
Male	14	±3	22	45	33	±8	33.0	±10.0	
Female	25	±1	21	45	33	±2	32.0	±3.0	
No College/Some College	24	±2	24	43	33	±3	35.0	±3.0	
4-Year Degree	23	±2	19	47	34	±4	29.0	±4.0	
Graduate/Professional Degree	23	±2	15	49	36	±5	23.0	±5.0	
Non-Hispanic White	25	±1	20	47	33	±3	30.0	±3.0	
Total Minority	22	±2	25	40	34	±4	39.0	±5.0	
Non-Hispanic Black	20	±3	25	32	43	±8	43.0	±10.0	
Hispanic	24	±3	28	45	27	±7	38.0	±8.0	
30 Years Old or Younger	23	±2	23	47	30	±4	33.0	±5.0	
31 to 40 Years Old	24	±2	21	44	35	±4	32.0	±4.0	
More Than 40 Years Old	24	±2	21	45	34	±4	32.0	±4.0	
FAMILY STATUS									
With Child(ren)	24	±1	20	46	34	±3	30.0	±3.0	
Without Child(ren)	24	±2	26	44	30	±4	37.0	±5.0	

Note. Percent responding are Reserve component spouses who answered the question and whose husband/wife was activated, deployed, and returned home in the past 24 months (Q13/Q14/Q38). Percentage Reporting Yes does not include those who indicated they "Don't know."

NA: Not applicable

39. After returning home from his/her most recent deployment, did your spouse receive reunion and reintegration support services from any of the following sources?

c. Military OneSource

	Percent Responding		Percentages			Max ME	Percentage Reporting Yes		
			1	2	3				
MEMBER COMPONENT BY PAYGRADE									
ARNG Enlisted	27	±2	29	41	29	±4	41.0	±4.0	
E1 – E4	26	±3	29	45	26	±7	39.0	±8.0	
E5 – E9	27	±2	29	40	31	±4	42.0	±5.0	
ARNG Officers	27	±2	26	43	31	±5	38.0	±6.0	
O1 – O3	29	±4	27	46	28	±8	37.0	±9.0	
O4 – O6	25	±3	27	42	31	±8	39.0	±10.0	
USAR Enlisted	19	±2	20	54	26	±5	27.0	±6.0	
E1 – E4	15	±3	18	59	23	±10	24.0	±11.0	
E5 – E9	21	±3	21	52	27	±6	29.0	±7.0	
USAR Officers	23	±2	15	50	35	±6	23.0	±7.0	
O1 – O3	22	±4	19	51	30	±10	27.0	±12.0	
O4 – O6	23	±3	12	50	39	±8	19.0	±9.0	
USNR Enlisted	24	±4	11	53	36	±9	17.0	±8.0	
E1 – E4	15	±4	12	65	23	±15	16.0	±16.0	
E5 – E9	26	±4	11	52	37	±10	18.0	±9.0	
USNR Officers	19	±3	12	59	30	±8	16.0	±10.0	
O1 – O3	16	±4	10	51	40	±14	16.0	±17.0	
O4 – O6	21	±4	12	61	26	±10	17.0	±12.0	
USMCR Enlisted	24	±3	23	42	35	±8	35.0	±10.0	
E1 – E4	25	±4	26	40	34	±11	39.0	±14.0	
E5 – E9	23	±5	20	44	36	±12	31.0	±16.0	
USMCR Officers	22	±4	6	49	45	±9	12.0	±12.0	
O1 – O3	18	±6	5	29	66	±20	NR		
O4 – O6	22	±4	8	50	42	±11	13.0	±14.0	
ANG Enlisted	26	±3	14	44	43	±7	24.0	±8.0	
E1 – E4	19	±4	13	49	39	±12	21.0	±13.0	
E5 – E9	27	±4	14	43	43	±8	25.0	±8.0	
ANG Officers	27	±3	10	37	53	±7	22.0	±9.0	
O1 – O3	29	±4	11	37	52	±10	23.0	±14.0	
O4 – O6	26	±4	10	36	53	±10	22.0	±12.0	
USAFR Enlisted	18	±2	16	46	38	±7	25.0	±8.0	
E1 – E4	9	±4	9	51	40	±20	15.0	±20.0	
E5 – E9	20	±3	16	46	38	±7	26.0	±8.0	
USAFR Officers	18	±3	12	43	45	±8	21.0	±9.0	
O1 – O3	18	±4	14	47	39	±13	23.0	±16.0	
O4 – O6	18	±3	11	42	47	±9	21.0	±11.0	

Note. Percent responding are Reserve component spouses who answered the question and whose husband/wife was activated, deployed, and returned home in the past 24 months (Q13/Q14/Q38). Percentage Reporting Yes does not include those who indicated they "Don't know."
 NR: Not reportable

39. After returning home from his/her most recent deployment, did your spouse receive reunion and reintegration support services from any of the following sources?

d. Counseling services

1. Yes

2. No

3. Don't know





































	Percent Responding		Percentages			Max ME	Percentage Reporting Yes		
			1	2	3				
MEMBER DEMOGRAPHICS									
Total DoD	24	±1	23	48	30	±2	32.0	±3.0	
ARNG	27	±2	31	44	25	±3	41.0	±4.0	
USAR	20	±2	22	52	27	±4	30.0	±5.0	
USNR	23	±3	16	53	31	±7	23.0	±6.0	
USMCR	23	±3	20	46	34	±7	30.0	±8.0	
ANG	26	±3	12	48	40	±6	20.0	±6.0	
USAFR	18	±2	10	50	40	±5	17.0	±6.0	
Enlisted	24	±1	24	47	29	±3	33.0	±3.0	
E1 – E4	21	±2	29	48	23	±5	38.0	±6.0	
E5 – E9	25	±2	22	47	31	±3	32.0	±3.0	
Officers	24	±1	19	49	32	±3	28.0	±4.0	
O1 – O3	25	±2	23	47	30	±5	33.0	±6.0	
O4 – O6	22	±2	14	51	35	±4	21.0	±4.0	
Reserve Unit	26	±1	23	47	29	±2	33.0	±3.0	
Military Technician	26	±3	22	48	30	±6	32.0	±6.0	
AGR/FTS/AR	14	±2	18	47	35	±7	28.0	±7.0	
IMA	14	±3	6	52	41	±11	11.0	±9.0	
Not Activated Past 24 Months	NA		NA	NA	NA		NA		
Activated Past 24 Months	49	±2	23	48	30	±2	32.0	±3.0	
Not Deployed Past 24 Months	NA		NA	NA	NA		NA		
Deployed Past 24 Months	75	±2	23	48	30	±2	32.0	±3.0	
SPOUSE DEMOGRAPHICS									
Male	14	±3	22	46	32	±8	32.0	±10.0	
Female	25	±1	23	48	30	±2	32.0	±3.0	
No College/Some College	24	±2	26	45	29	±3	37.0	±3.0	
4-Year Degree	23	±2	18	51	30	±4	26.0	±4.0	
Graduate/Professional Degree	23	±2	18	51	31	±5	25.0	±5.0	
Non-Hispanic White	25	±1	21	50	29	±3	30.0	±3.0	
Total Minority	22	±2	26	42	32	±4	39.0	±5.0	
Non-Hispanic Black	21	±4	27	34	40	±8	44.0	±10.0	
Hispanic	25	±3	28	46	26	±7	38.0	±8.0	
30 Years Old or Younger	23	±2	25	49	26	±4	34.0	±5.0	
31 to 40 Years Old	24	±2	22	47	31	±4	32.0	±4.0	
More Than 40 Years Old	24	±2	21	47	31	±4	31.0	±4.0	
FAMILY STATUS									
With Child(ren)	24	±1	21	48	31	±3	31.0	±3.0	
Without Child(ren)	24	±2	27	46	28	±4	37.0	±5.0	

Note. Percent responding are Reserve component spouses who answered the question and whose husband/wife was activated, deployed, and returned home in the past 24 months (Q13/Q14/Q38). Percentage Reporting Yes does not include those who indicated they "Don't know."

NA: Not applicable

39. After returning home from his/her most recent deployment, did your spouse receive reunion and reintegration support services from any of the following sources?

d. Counseling services

	Percent Responding		Percentages			Max ME	Percentage Reporting Yes		
			1	2	3				
MEMBER COMPONENT BY PAYGRADE									
ARNG Enlisted	27	±2	31	44	25	±4	41.0	±4.0	
E1 – E4	26	±3	32	45	23	±7	42.0	±8.0	
E5 – E9	27	±2	30	44	26	±4	41.0	±5.0	
ARNG Officers	27	±2	29	46	26	±5	39.0	±6.0	
O1 – O3	29	±4	30	47	23	±8	39.0	±9.0	
O4 – O6	25	±3	27	48	25	±8	36.0	±10.0	
USAR Enlisted	19	±2	24	51	25	±6	32.0	±6.0	
E1 – E4	15	±3	29	52	19	±10	36.0	±11.0	
E5 – E9	21	±3	22	51	27	±7	30.0	±7.0	
USAR Officers	23	±2	16	52	32	±6	23.0	±7.0	
O1 – O3	21	±4	21	49	30	±10	30.0	±12.0	
O4 – O6	22	±3	10	55	35	±8	16.0	±8.0	
USNR Enlisted	24	±4	16	52	32	±9	24.0	±8.0	
E1 – E4	15	±4	11	68	21	±15	14.0	±16.0	
E5 – E9	26	±4	17	50	34	±10	25.0	±9.0	
USNR Officers	19	±3	17	57	26	±8	22.0	±9.0	
O1 – O3	16	±4	18	47	34	±14	28.0	±17.0	
O4 – O6	20	±4	16	60	24	±10	21.0	±11.0	
USMCR Enlisted	24	±3	22	46	32	±8	33.0	±10.0	
E1 – E4	25	±4	29	46	25	±11	39.0	±13.0	
E5 – E9	23	±5	16	45	39	±12	26.0	±15.0	
USMCR Officers	22	±4	11	48	41	±9	18.0	±11.0	
O1 – O3	18	±6	15	29	56	±20	NR		
O4 – O6	22	±4	8	52	40	±11	13.0	±13.0	
ANG Enlisted	26	±3	12	49	39	±7	20.0	±7.0	
E1 – E4	19	±4	10	58	32	±12	15.0	±11.0	
E5 – E9	27	±4	13	48	40	±8	21.0	±8.0	
ANG Officers	27	±3	10	45	45	±7	17.0	±7.0	
O1 – O3	29	±4	14	42	45	±10	24.0	±13.0	
O4 – O6	25	±4	7	47	46	±10	14.0	±10.0	
USAFR Enlisted	18	±2	11	50	38	±7	19.0	±7.0	
E1 – E4	9	±4	12	52	36	±20	19.0	±20.0	
E5 – E9	20	±3	11	50	38	±7	19.0	±8.0	
USAFR Officers	18	±3	6	49	44	±8	11.0	±8.0	
O1 – O3	18	±4	5	56	39	±13	9.0	±14.0	
O4 – O6	18	±3	6	47	46	±9	12.0	±10.0	

Note. Percent responding are Reserve component spouses who answered the question and whose husband/wife was activated, deployed, and returned home in the past 24 months (Q13/Q14/Q38). Percentage Reporting Yes does not include those who indicated they "Don't know."

NR: Not reportable

39. After returning home from his/her most recent deployment, did your spouse receive reunion and reintegration support services from any of the following sources?

e. Faith-based organization (e.g., church, synagogue, mosque)

1. Yes

2. No

3. Don't know

	Percent Responding		Percentages			Max ME	Percentage Reporting Yes		
			1	2	3				
MEMBER DEMOGRAPHICS									
Total DoD	24	±1	19	54	26	±2	26.0	±2.0	
ARNG	27	±2	24	52	24	±3	31.0	±4.0	
USAR	20	±2	19	60	21	±4	24.0	±4.0	
USNR	23	±3	14	58	28	±7	19.0	±7.0	
USMCR	23	±3	12	60	29	±7	16.0	±7.0	
ANG	26	±3	12	52	36	±6	19.0	±5.0	
USAFR	18	±2	16	52	32	±5	23.0	±6.0	
Enlisted	24	±1	19	54	26	±3	26.0	±3.0	
E1 – E4	21	±2	22	55	23	±5	29.0	±6.0	
E5 – E9	25	±2	18	54	27	±3	25.0	±3.0	
Officers	24	±1	20	54	26	±3	27.0	±3.0	
O1 – O3	25	±2	22	52	26	±5	29.0	±6.0	
O4 – O6	22	±2	18	55	27	±4	24.0	±5.0	
Reserve Unit	25	±1	20	54	26	±2	26.0	±3.0	
Military Technician	26	±3	14	59	27	±6	20.0	±5.0	
AGR/FTS/AR	14	±2	17	54	29	±7	24.0	±7.0	
IMA	14	±3	7	58	35	±11	11.0	±9.0	
Not Activated Past 24 Months	NA		NA	NA	NA		NA		
Activated Past 24 Months	48	±2	19	54	26	±2	26.0	±2.0	
Not Deployed Past 24 Months	NA		NA	NA	NA		NA		
Deployed Past 24 Months	75	±2	19	54	26	±2	26.0	±2.0	
SPOUSE DEMOGRAPHICS									
Male	14	±3	26	50	24	±9	34.0	±11.0	
Female	25	±1	19	55	27	±2	26.0	±2.0	
No College/Some College	24	±2	21	52	27	±3	28.0	±3.0	
4-Year Degree	23	±2	18	57	25	±4	24.0	±4.0	
Graduate/Professional Degree	23	±2	16	59	25	±5	21.0	±5.0	
Non-Hispanic White	25	±1	18	57	25	±3	24.0	±3.0	
Total Minority	22	±2	22	48	30	±5	32.0	±5.0	
Non-Hispanic Black	20	±3	27	36	37	±8	43.0	±10.0	
Hispanic	24	±3	23	53	24	±7	30.0	±8.0	
30 Years Old or Younger	23	±2	21	54	25	±4	28.0	±4.0	
31 to 40 Years Old	24	±2	17	56	27	±4	23.0	±3.0	
More Than 40 Years Old	24	±2	20	54	26	±4	27.0	±4.0	
FAMILY STATUS									
With Child(ren)	24	±1	18	54	27	±3	25.0	±3.0	
Without Child(ren)	24	±2	22	54	24	±4	29.0	±5.0	

Note. Percent responding are Reserve component spouses who answered the question and whose husband/wife was activated, deployed, and returned home in the past 24 months (Q13/Q14/Q38). Percentage Reporting Yes does not include those who indicated they "Don't know."

NA: Not applicable

39. After returning home from his/her most recent deployment, did your spouse receive reunion and reintegration support services from any of the following sources?

e. Faith-based organization (e.g., church, synagogue, mosque)

	Percent Responding		Percentages			Max ME	Percentage Reporting Yes		
			1	2	3				
MEMBER COMPONENT BY PAYGRADE									
ARNG Enlisted	27	±2	24	52	24	±4	31.0	±4.0	
E1 – E4	26	±3	25	51	24	±7	33.0	±9.0	
E5 – E9	27	±2	23	53	24	±4	30.0	±4.0	
ARNG Officers	27	±2	26	53	22	±5	33.0	±6.0	
O1 – O3	29	±4	27	50	22	±8	35.0	±9.0	
O4 – O6	25	±3	28	55	17	±8	33.0	±9.0	
USAR Enlisted	19	±2	19	61	20	±6	23.0	±6.0	
E1 – E4	15	±3	18	64	17	±10	22.0	±10.0	
E5 – E9	21	±3	19	60	21	±7	24.0	±7.0	
USAR Officers	23	±2	20	57	23	±6	26.0	±6.0	
O1 – O3	22	±4	19	60	22	±10	24.0	±10.0	
O4 – O6	23	±3	19	56	25	±8	25.0	±9.0	
USNR Enlisted	24	±4	13	57	30	±9	19.0	±9.0	
E1 – E4	15	±4	10	70	20	±15	12.0	±13.0	
E5 – E9	26	±4	14	55	31	±10	20.0	±10.0	
USNR Officers	19	±3	16	61	23	±8	21.0	±9.0	
O1 – O3	16	±4	22	49	29	±13	32.0	±16.0	
O4 – O6	21	±4	13	64	22	±10	17.0	±11.0	
USMCR Enlisted	24	±3	12	61	27	±8	16.0	±8.0	
E1 – E4	25	±4	15	59	26	±11	20.0	±12.0	
E5 – E9	23	±5	9	63	28	±13	13.0	±12.0	
USMCR Officers	22	±4	10	55	35	±9	16.0	±9.0	
O1 – O3	18	±6	5	54	41	±20	NR		
O4 – O6	22	±4	11	55	35	±11	16.0	±11.0	
ANG Enlisted	26	±3	12	53	35	±7	18.0	±6.0	
E1 – E4	19	±4	17	56	27	±12	23.0	±13.0	
E5 – E9	27	±4	11	53	36	±8	18.0	±6.0	
ANG Officers	27	±3	13	47	40	±7	22.0	±9.0	
O1 – O3	28	±4	12	43	45	±10	22.0	±13.0	
O4 – O6	26	±4	14	49	38	±10	22.0	±12.0	
USAFR Enlisted	18	±2	18	51	31	±7	26.0	±7.0	
E1 – E4	9	±4	23	47	31	±21	33.0	±22.0	
E5 – E9	20	±3	18	51	31	±7	26.0	±8.0	
USAFR Officers	18	±3	10	56	34	±8	16.0	±8.0	
O1 – O3	18	±4	12	59	29	±13	17.0	±14.0	
O4 – O6	18	±3	10	55	35	±9	15.0	±10.0	

Note. Percent responding are Reserve component spouses who answered the question and whose husband/wife was activated, deployed, and returned home in the past 24 months (Q13/Q14/Q38). Percentage Reporting Yes does not include those who indicated they "Don't know."

NR: Not reportable

39. After returning home from his/her most recent deployment, did your spouse receive reunion and reintegration support services from any of the following sources?

f. Services in your civilian community

1. Yes

2. No

3. Don't know

	Percent Responding		Percentages			Max ME	Percentage Reporting Yes		
			1	2	3				
MEMBER DEMOGRAPHICS									
Total DoD	24	±1	10	64	26	±2	13.0	±2.0	
ARNG	27	±2	13	64	23	±3	17.0	±3.0	
USAR	20	±2	9	69	21	±4	12.0	±4.0	
USNR	23	±3	5	69	26	±7	7.0	±4.0	
USMCR	23	±3	9	63	28	±7	12.0	±7.0	
ANG	26	±3	5	60	35	±6	8.0	±4.0	
USAFR	18	±2	6	60	34	±5	9.0	±4.0	
Enlisted	24	±1	10	64	26	±3	14.0	±2.0	
E1 – E4	21	±2	13	65	22	±5	16.0	±5.0	
E5 – E9	25	±2	9	64	27	±3	13.0	±2.0	
Officers	24	±1	8	65	27	±3	11.0	±3.0	
O1 – O3	24	±2	10	64	25	±5	14.0	±5.0	
O4 – O6	22	±2	7	65	28	±4	10.0	±4.0	
Reserve Unit	26	±1	10	64	26	±2	13.0	±2.0	
Military Technician	26	±3	8	64	28	±6	11.0	±4.0	
AGR/FTS/AR	14	±2	9	61	30	±7	13.0	±5.0	
IMA	14	±3	4	63	34	±11	6.0	±8.0	
Not Activated Past 24 Months	NA		NA	NA	NA		NA		
Activated Past 24 Months	49	±2	10	64	26	±2	13.0	±2.0	
Not Deployed Past 24 Months	NA		NA	NA	NA		NA		
Deployed Past 24 Months	75	±2	10	64	26	±2	13.0	±2.0	
SPOUSE DEMOGRAPHICS									
Male	14	±3	14	60	27	±8	19.0	±8.0	
Female	25	±1	9	65	26	±2	13.0	±2.0	
No College/Some College	24	±2	11	63	27	±3	15.0	±3.0	
4-Year Degree	23	±2	8	66	26	±4	11.0	±3.0	
Graduate/Professional Degree	23	±2	8	68	24	±5	11.0	±4.0	
Non-Hispanic White	25	±1	9	67	24	±3	12.0	±2.0	
Total Minority	22	±2	12	58	31	±5	17.0	±4.0	
Non-Hispanic Black	21	±4	13	47	40	±8	22.0	±7.0	
Hispanic	24	±3	12	65	23	±7	15.0	±7.0	
30 Years Old or Younger	23	±2	11	64	25	±4	14.0	±4.0	
31 to 40 Years Old	24	±2	8	65	26	±4	11.0	±2.0	
More Than 40 Years Old	24	±2	10	63	26	±3	14.0	±3.0	
FAMILY STATUS									
With Child(ren)	24	±1	9	64	27	±3	12.0	±2.0	
Without Child(ren)	24	±2	12	64	24	±4	16.0	±4.0	

Note. Percent responding are Reserve component spouses who answered the question and whose husband/wife was activated, deployed, and returned home in the past 24 months (Q13/Q14/Q38). Percentage Reporting Yes does not include those who indicated they "Don't know."

NA: Not applicable

39. After returning home from his/her most recent deployment, did your spouse receive reunion and reintegration support services from any of the following sources?

f. Services in your civilian community

	Percent Responding		Percentages			Max ME	Percentage Reporting Yes		
			1	2	3				
MEMBER COMPONENT BY PAYGRADE									
ARNG Enlisted	27	±2	13	63	24	±4	17.0	±3.0	■
E1 – E4	26	±3	15	62	23	±7	20.0	±8.0	■
E5 – E9	27	±2	13	64	24	±4	16.0	±3.0	■
ARNG Officers	27	±2	11	67	22	±5	14.0	±5.0	■
O1 – O3	29	±4	11	67	21	±8	15.0	±7.0	■
O4 – O6	25	±3	15	65	20	±8	19.0	±9.0	■
USAR Enlisted	19	±2	10	69	21	±6	12.0	±5.0	■
E1 – E4	15	±3	12	72	16	±9	14.0	±9.0	■
E5 – E9	21	±3	9	69	22	±7	12.0	±6.0	■
USAR Officers	23	±2	9	69	22	±6	11.0	±6.0	■
O1 – O3	21	±4	12	66	21	±11	16.0	±11.0	■
O4 – O6	23	±3	4	71	25	±8	6.0	±5.0	■
USNR Enlisted	24	±4	5	69	26	±8	6.0	±4.0	■
E1 – E4	15	±4	4	76	20	±14	5.0	±13.0	■
E5 – E9	26	±4	5	68	27	±9	6.0	±5.0	■
USNR Officers	19	±3	8	68	24	±8	11.0	±8.0	■
O1 – O3	16	±4	11	55	35	±14	17.0	±15.0	■
O4 – O6	20	±4	7	72	21	±10	9.0	±9.0	■
USMCR Enlisted	24	±3	10	63	27	±8	14.0	±9.0	■
E1 – E4	25	±4	9	64	27	±11	12.0	±11.0	■
E5 – E9	23	±5	11	61	28	±12	15.0	±15.0	■
USMCR Officers	22	±4	5	64	31	±9	8.0	±8.0	■
O1 – O3	18	±6	NR	54	46	±20	NR		
O4 – O6	22	±4	7	64	29	±11	10.0	±10.0	■
ANG Enlisted	26	±3	5	61	34	±7	8.0	±4.0	■
E1 – E4	18	±4	5	70	25	±12	7.0	±9.0	■
E5 – E9	27	±4	5	60	35	±8	8.0	±5.0	■
ANG Officers	27	±3	4	55	41	±7	7.0	±6.0	■
O1 – O3	29	±4	6	53	41	±10	11.0	±11.0	■
O4 – O6	26	±4	3	56	41	±10	6.0	±7.0	■
USAFR Enlisted	18	±2	7	58	34	±7	11.0	±6.0	■
E1 – E4	9	±4	3	63	34	±21	NR		
E5 – E9	20	±3	7	58	35	±7	11.0	±6.0	■
USAFR Officers	18	±3	4	63	34	±8	5.0	±6.0	■
O1 – O3	18	±4	2	68	30	±13	3.0	±12.0	■
O4 – O6	18	±3	4	61	35	±9	6.0	±8.0	■

Note. Percent responding are Reserve component spouses who answered the question and whose husband/wife was activated, deployed, and returned home in the past 24 months (Q13/Q14/Q38). Percentage Reporting Yes does not include those who indicated they "Don't know."

NR: Not reportable

39. After returning home from his/her most recent deployment, did your spouse receive reunion and reintegration support services from any of the following sources?

g. Unit-sponsored program

1. Yes

2. No

3. Don't know





































	Percent Responding		Percentages			Max ME	Percentage Reporting Yes		
			1	2	3				
MEMBER DEMOGRAPHICS									
Total DoD	24	±1	18	49	33	±2	27.0	±2.0	
ARNG	27	±2	26	45	29	±3	37.0	±4.0	
USAR	20	±2	13	59	28	±4	18.0	±4.0	
USNR	22	±3	12	59	30	±7	16.0	±6.0	
USMCR	23	±3	20	44	36	±7	31.0	±8.0	
ANG	26	±3	11	45	44	±6	19.0	±5.0	
USAFR	18	±2	11	47	42	±5	18.0	±6.0	
Enlisted	24	±1	18	49	33	±3	27.0	±3.0	
E1 – E4	21	±2	22	51	27	±5	30.0	±6.0	
E5 – E9	25	±2	17	48	34	±3	26.0	±3.0	
Officers	24	±1	19	48	33	±3	29.0	±4.0	
O1 – O3	24	±2	20	49	31	±5	29.0	±6.0	
O4 – O6	22	±2	17	47	36	±4	27.0	±5.0	
Reserve Unit	25	±1	19	49	32	±2	27.0	±3.0	
Military Technician	26	±3	19	47	34	±6	28.0	±6.0	
AGR/FTS/AR	14	±2	20	45	35	±7	31.0	±7.0	
IMA	14	±3	5	54	41	±11	9.0	±10.0	
Not Activated Past 24 Months	NA		NA	NA	NA		NA		
Activated Past 24 Months	48	±2	18	49	33	±2	27.0	±2.0	
Not Deployed Past 24 Months	NA		NA	NA	NA		NA		
Deployed Past 24 Months	75	±2	18	49	33	±2	27.0	±2.0	
SPOUSE DEMOGRAPHICS									
Male	14	±3	22	49	29	±8	31.0	±9.0	
Female	25	±1	18	49	33	±2	27.0	±2.0	
No College/Some College	24	±2	18	48	34	±3	28.0	±3.0	
4-Year Degree	23	±2	19	50	31	±4	28.0	±4.0	
Graduate/Professional Degree	23	±2	18	51	31	±5	26.0	±5.0	
Non-Hispanic White	25	±1	19	50	31	±3	27.0	±3.0	
Total Minority	22	±2	18	45	37	±5	29.0	±5.0	
Non-Hispanic Black	21	±3	20	38	42	±8	35.0	±9.0	
Hispanic	24	±3	18	51	32	±7	26.0	±8.0	
30 Years Old or Younger	23	±2	19	49	32	±4	28.0	±5.0	
31 to 40 Years Old	24	±2	18	47	35	±4	28.0	±4.0	
More Than 40 Years Old	24	±2	19	50	32	±3	27.0	±3.0	
FAMILY STATUS									
With Child(ren)	24	±1	17	49	34	±3	26.0	±3.0	
Without Child(ren)	24	±2	22	48	29	±4	32.0	±5.0	

Note. Percent responding are Reserve component spouses who answered the question and whose husband/wife was activated, deployed, and returned home in the past 24 months (Q13/Q14/Q38). Percentage Reporting Yes does not include those who indicated they "Don't know."

NA: Not applicable

39. After returning home from his/her most recent deployment, did your spouse receive reunion and reintegration support services from any of the following sources?

g. Unit-sponsored program

	Percent Responding		Percentages			Max ME	Percentage Reporting Yes		
			1	2	3				
MEMBER COMPONENT BY PAYGRADE									
ARNG Enlisted	27	±2	25	45	30	±4	36.0	±4.0	
E1 – E4	26	±3	24	48	28	±7	33.0	±8.0	
E5 – E9	27	±2	25	44	31	±4	36.0	±5.0	
ARNG Officers	27	±2	31	43	26	±5	42.0	±6.0	
O1 – O3	28	±4	28	49	24	±8	36.0	±9.0	
O4 – O6	25	±3	38	37	24	±8	51.0	±10.0	
USAR Enlisted	19	±2	14	60	26	±6	19.0	±6.0	
E1 – E4	15	±3	16	63	20	±10	21.0	±10.0	
E5 – E9	21	±3	13	59	29	±7	18.0	±7.0	
USAR Officers	22	±2	12	55	33	±6	18.0	±6.0	
O1 – O3	21	±4	15	54	31	±10	22.0	±11.0	
O4 – O6	22	±3	9	54	37	±8	14.0	±8.0	
USNR Enlisted	24	±4	12	58	30	±8	17.0	±8.0	
E1 – E4	14	±4	17	63	20	±15	21.0	±16.0	
E5 – E9	26	±4	11	57	32	±9	17.0	±9.0	
USNR Officers	19	±3	10	61	28	±8	14.0	±9.0	
O1 – O3	16	±4	8	52	40	±14	13.0	±17.0	
O4 – O6	20	±4	11	64	25	±10	15.0	±11.0	
USMCR Enlisted	24	±3	22	42	35	±8	34.0	±10.0	
E1 – E4	25	±4	29	41	30	±11	41.0	±13.0	
E5 – E9	23	±5	16	44	40	±12	27.0	±15.0	
USMCR Officers	22	±4	12	49	38	±9	20.0	±11.0	
O1 – O3	18	±6	10	29	61	±20	NR		
O4 – O6	22	±4	13	52	36	±11	19.0	±13.0	
ANG Enlisted	26	±3	10	47	43	±7	17.0	±5.0	
E1 – E4	19	±4	18	48	34	±12	27.0	±14.0	
E5 – E9	27	±4	9	47	44	±8	16.0	±6.0	
ANG Officers	27	±3	14	39	47	±7	27.0	±9.0	
O1 – O3	29	±4	13	41	46	±10	23.0	±13.0	
O4 – O6	26	±4	15	38	47	±10	28.0	±12.0	
USAFR Enlisted	18	±2	12	47	41	±7	20.0	±7.0	
E1 – E4	9	±4	16	45	39	±20	27.0	±22.0	
E5 – E9	20	±3	11	47	41	±7	20.0	±8.0	
USAFR Officers	18	±3	7	47	46	±8	14.0	±8.0	
O1 – O3	18	±4	11	49	40	±13	18.0	±16.0	
O4 – O6	18	±3	6	46	47	±9	12.0	±11.0	

Note. Percent responding are Reserve component spouses who answered the question and whose husband/wife was activated, deployed, and returned home in the past 24 months (Q13/Q14/Q38). Percentage Reporting Yes does not include those who indicated they "Don't know."
 NR: Not reportable

39. After returning home from his/her most recent deployment, did your spouse receive reunion and reintegration support services from any of the following sources?

h. Other military-sponsored program

1. Yes

2. No

3. Don't know




































	Percent Responding		Percentages			Max ME	Percentage Reporting Yes		
			1	2	3				
MEMBER DEMOGRAPHICS									
Total DoD	24	±1	12	50	38	±2	19.0	±2.0	
ARNG	27	±2	17	47	36	±3	26.0	±4.0	
USAR	20	±2	9	58	33	±4	14.0	±4.0	
USNR	23	±3	13	54	33	±7	19.0	±7.0	
USMCR	23	±3	6	48	45	±7	12.0	±7.0	
ANG	26	±3	5	47	48	±6	10.0	±5.0	
USAFR	18	±2	7	48	45	±5	12.0	±5.0	
Enlisted	24	±1	12	50	37	±3	19.0	±3.0	
E1 – E4	21	±2	15	54	31	±5	21.0	±6.0	
E5 – E9	25	±2	11	49	39	±3	19.0	±3.0	
Officers	24	±1	11	48	40	±3	19.0	±3.0	
O1 – O3	24	±2	13	49	39	±5	21.0	±6.0	
O4 – O6	22	±2	10	49	41	±4	17.0	±5.0	
Reserve Unit	26	±1	12	50	37	±2	20.0	±3.0	
Military Technician	26	±3	11	49	40	±6	18.0	±6.0	
AGR/FTS/AR	14	±2	11	45	44	±7	19.0	±7.0	
IMA	14	±3	5	50	45	±11	8.0	±10.0	
Not Activated Past 24 Months	NA		NA	NA	NA		NA		
Activated Past 24 Months	49	±2	12	50	38	±2	19.0	±2.0	
Not Deployed Past 24 Months	NA		NA	NA	NA		NA		
Deployed Past 24 Months	75	±2	12	50	38	±2	19.0	±2.0	
SPOUSE DEMOGRAPHICS									
Male	14	±3	15	48	37	±8	23.0	±10.0	
Female	25	±1	12	50	38	±2	19.0	±2.0	
No College/Some College	24	±2	13	48	38	±3	22.0	±3.0	
4-Year Degree	23	±2	10	53	38	±4	16.0	±3.0	
Graduate/Professional Degree	23	±2	11	52	37	±5	17.0	±6.0	
Non-Hispanic White	25	±1	11	52	37	±3	17.0	±2.0	
Total Minority	22	±2	15	44	40	±5	26.0	±6.0	
Non-Hispanic Black	21	±4	17	33	50	±8	34.0	±10.0	
Hispanic	25	±3	16	50	34	±7	24.0	±9.0	
30 Years Old or Younger	23	±2	11	53	36	±4	18.0	±4.0	
31 to 40 Years Old	24	±2	11	49	40	±4	19.0	±4.0	
More Than 40 Years Old	24	±2	13	49	38	±4	22.0	±4.0	
FAMILY STATUS									
With Child(ren)	24	±1	11	50	39	±3	18.0	±3.0	
Without Child(ren)	24	±2	14	50	36	±4	22.0	±5.0	

Note. Percent responding are Reserve component spouses who answered the question and whose husband/wife was activated, deployed, and returned home in the past 24 months (Q13/Q14/Q38). Percentage Reporting Yes does not include those who indicated they "Don't know."

NA: Not applicable

39. After returning home from his/her most recent deployment, did your spouse receive reunion and reintegration support services from any of the following sources?

h. Other military-sponsored program

	Percent Responding		Percentages			Max ME	Percentage Reporting Yes		
			1	2	3				
MEMBER COMPONENT BY PAYGRADE									
ARNG Enlisted	27	±2	17	48	35	±4	26.0	±4.0	
E1 – E4	26	±3	17	51	32	±7	25.0	±9.0	
E5 – E9	27	±2	16	46	37	±4	26.0	±5.0	
ARNG Officers	27	±2	19	45	37	±5	29.0	±6.0	
O1 – O3	28	±4	16	50	35	±8	24.0	±10.0	
O4 – O6	25	±3	24	41	34	±8	37.0	±11.0	
USAR Enlisted	19	±2	10	60	31	±6	14.0	±5.0	
E1 – E4	15	±3	15	61	25	±10	20.0	±10.0	
E5 – E9	21	±3	8	59	33	±7	11.0	±6.0	
USAR Officers	23	±2	8	53	39	±6	13.0	±6.0	
O1 – O3	21	±4	14	49	37	±10	22.0	±11.0	
O4 – O6	22	±3	4	53	43	±8	6.0	±7.0	
USNR Enlisted	24	±4	12	53	35	±9	18.0	±9.0	
E1 – E4	15	±4	6	73	21	±14	8.0	±14.0	
E5 – E9	26	±4	13	50	37	±9	20.0	±10.0	
USNR Officers	19	±3	15	57	28	±8	21.0	±9.0	
O1 – O3	16	±4	10	48	42	±14	18.0	±16.0	
O4 – O6	21	±4	16	59	24	±10	22.0	±11.0	
USMCR Enlisted	24	±3	7	48	45	±8	12.0	±9.0	
E1 – E4	25	±4	8	52	40	±11	13.0	±13.0	
E5 – E9	23	±5	6	44	50	±12	12.0	±16.0	
USMCR Officers	22	±4	5	49	46	±9	9.0	±10.0	
O1 – O3	18	±6	NR	29	71	±20	NR		
O4 – O6	22	±4	6	50	44	±11	11.0	±12.0	
ANG Enlisted	26	±3	6	48	46	±7	11.0	±6.0	
E1 – E4	19	±4	5	54	40	±12	9.0	±10.0	
E5 – E9	27	±4	6	47	47	±8	11.0	±6.0	
ANG Officers	27	±3	3	44	53	±7	5.0	±6.0	
O1 – O3	29	±4	6	43	51	±10	12.0	±12.0	
O4 – O6	26	±4	1	45	54	±10	2.0	±9.0	
USAFR Enlisted	18	±2	7	48	44	±7	13.0	±7.0	
E1 – E4	9	±4	16	53	32	±24	NR		
E5 – E9	20	±3	6	48	46	±7	12.0	±7.0	
USAFR Officers	18	±3	5	48	47	±8	9.0	±8.0	
O1 – O3	18	±4	7	53	40	±13	11.0	±14.0	
O4 – O6	18	±3	5	47	49	±9	9.0	±10.0	

Note. Percent responding are Reserve component spouses who answered the question and whose husband/wife was activated, deployed, and returned home in the past 24 months (Q13/Q14/Q38). Percentage Reporting Yes does not include those who indicated they "Don't know."

NR: Not reportable

39. After returning home from his/her most recent deployment, did your spouse receive reunion and reintegration support services from any of the following sources?

i. Other program

1. Yes

2. No

3. Don't know

	Percent Responding		Percentages			Max ME	Percentage Reporting Yes		
			1	2	3				
MEMBER DEMOGRAPHICS									
Total DoD	21	±1	4	46	50	±2	7.0	±2.0	
ARNG	24	±2	5	45	50	±3	10.0	±3.0	
USAR	18	±2	4	49	48	±5	7.0	±5.0	
USNR	21	±3	2	55	43	±7	4.0	±4.0	
USMCR	22	±3	3	43	54	±7	6.0	±7.0	
ANG	24	±3	1	45	54	±6	2.0	±2.0	
USAFR	16	±2	1	43	55	±6	3.0	±6.0	
Enlisted	21	±1	4	46	50	±3	7.0	±2.0	
E1 – E4	19	±2	4	48	48	±5	7.0	±4.0	
E5 – E9	22	±2	4	45	51	±3	7.0	±3.0	
Officers	21	±1	3	47	50	±3	6.0	±3.0	
O1 – O3	22	±2	3	46	51	±5	6.0	±5.0	
O4 – O6	20	±2	3	48	49	±4	6.0	±4.0	
Reserve Unit	23	±1	4	46	50	±3	7.0	±2.0	
Military Technician	24	±3	3	47	50	±6	6.0	±4.0	
AGR/FTS/AR	13	±2	2	44	53	±7	5.0	±5.0	
IMA	13	±3	1	48	50	±12	3.0	±6.0	
Not Activated Past 24 Months	NA		NA	NA	NA		NA		
Activated Past 24 Months	43	±2	4	46	50	±2	7.0	±2.0	
Not Deployed Past 24 Months	NA		NA	NA	NA		NA		
Deployed Past 24 Months	67	±2	4	46	50	±2	7.0	±2.0	
SPOUSE DEMOGRAPHICS									
Male	13	±3	4	41	55	±8	9.0	±13.0	
Female	22	±1	3	47	50	±3	7.0	±2.0	
No College/Some College	22	±2	4	44	52	±3	9.0	±3.0	
4-Year Degree	21	±2	2	50	48	±4	4.0	±2.0	
Graduate/Professional Degree	21	±2	2	48	50	±5	5.0	±3.0	
Non-Hispanic White	22	±1	3	48	49	±3	5.0	±2.0	
Total Minority	20	±2	6	40	54	±5	12.0	±5.0	
Non-Hispanic Black	18	±3	10	30	61	±8	24.0	±12.0	
Hispanic	22	±3	5	46	50	±7	9.0	±7.0	
30 Years Old or Younger	22	±2	4	47	50	±4	7.0	±4.0	
31 to 40 Years Old	21	±2	3	46	52	±4	5.0	±2.0	
More Than 40 Years Old	21	±2	4	46	50	±4	9.0	±3.0	
FAMILY STATUS									
With Child(ren)	21	±1	3	46	51	±3	6.0	±2.0	
Without Child(ren)	22	±2	4	45	50	±4	9.0	±4.0	

Note. Percent responding are Reserve component spouses who answered the question and whose husband/wife was activated, deployed, and returned home in the past 24 months (Q13/Q14/Q38). Percentage Reporting Yes does not include those who indicated they "Don't know."

NA: Not applicable

39. After returning home from his/her most recent deployment, did your spouse receive reunion and reintegration support services from any of the following sources?


































i. Other program

	Percent Responding		Percentages			Max ME	Percentage Reporting Yes		
			1	2	3				
MEMBER COMPONENT BY PAYGRADE									
ARNG Enlisted	24	±2	5	45	50	±4	11.0	±3.0	■
E1 – E4	23	±3	4	47	49	±7	9.0	±5.0	■
E5 – E9	24	±2	6	43	51	±4	12.0	±4.0	■
ARNG Officers	23	±2	4	45	51	±5	8.0	±5.0	■
O1 – O3	24	±4	3	46	51	±8	6.0	±7.0	■
O4 – O6	21	±3	5	47	48	±9	10.0	±12.0	■
USAR Enlisted	17	±2	4	48	48	±6	7.0	±7.0	■
E1 – E4	14	±3	4	49	47	±10	7.0	±11.0	■
E5 – E9	19	±3	4	48	48	±7	7.0	±9.0	■
USAR Officers	20	±2	4	49	48	±6	7.0	±6.0	■
O1 – O3	20	±4	5	47	48	±11	9.0	±14.0	■
O4 – O6	19	±3	2	48	50	±9	4.0	±6.0	■
USNR Enlisted	22	±4	1	54	45	±9	2.0	±4.0	■
E1 – E4	14	±4	2	69	30	±15	2.0	±12.0	■
E5 – E9	24	±4	1	52	47	±10	2.0	±5.0	■
USNR Officers	17	±3	5	56	39	±9	8.0	±10.0	■
O1 – O3	14	±4	2	52	46	±14	4.0	±17.0	■
O4 – O6	19	±4	6	57	37	±11	9.0	±13.0	■
USMCR Enlisted	22	±3	2	43	55	±9	5.0	±10.0	■
E1 – E4	23	±4	1	44	55	±12	3.0	±15.0	■
E5 – E9	22	±5	3	42	55	±12	7.0	±17.0	■
USMCR Officers	19	±3	4	43	52	±10	9.0	±12.0	■
O1 – O3	16	±6	NR	33	67	±21	NR		
O4 – O6	20	±4	4	46	50	±12	9.0	±14.0	■
ANG Enlisted	24	±3	1	45	53	±7	3.0	±3.0	■
E1 – E4	18	±4	1	52	47	±12	2.0	±10.0	■
E5 – E9	24	±4	1	45	54	±8	3.0	±3.0	■
ANG Officers	25	±3	1	43	56	±8	2.0	±5.0	■
O1 – O3	27	±4	1	43	56	±10	2.0	±10.0	■
O4 – O6	24	±4	1	43	56	±10	2.0	±9.0	■
USAFR Enlisted	16	±2	2	41	57	±7	5.0	±9.0	■
E1 – E4	8	±3	9	34	57	±22	NR		
E5 – E9	18	±2	1	42	57	±7	3.0	±10.0	■
USAFR Officers	16	±3	0	47	53	±8	0.0	±0.0	
O1 – O3	17	±4	NR	51	49	±13	NR		
O4 – O6	16	±3	0	46	54	±10	NR		

Note. Percent responding are Reserve component spouses who answered the question and whose husband/wife was activated, deployed, and returned home in the past 24 months (Q13/Q14/Q38). Percentage Reporting Yes does not include those who indicated they "Don't know."

NR: Not reportable

































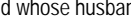



39. After returning home from his/her most recent deployment, did your spouse receive reunion and reintegration support services? Constructed from Q39a-i.

	Percent Responding		Percentages	Max ME	Percentage Reporting Yes
			Yes		
MEMBER DEMOGRAPHICS					
Total DoD	24	±1	66	±2	
ARNG	27	±2	82	±3	
USAR	20	±2	61	±4	
USNR	23	±3	43	±7	
USMCR	24	±3	50	±7	
ANG	26	±3	48	±6	
USAFR	18	±2	53	±5	
Enlisted	24	±1	67	±3	
E1 – E4	21	±2	73	±4	
E5 – E9	25	±2	65	±3	
Officers	24	±1	62	±3	
O1 – O3	25	±2	67	±5	
O4 – O6	23	±2	55	±4	
Reserve Unit	26	±1	67	±2	
Military Technician	26	±3	64	±6	
AGR/FTS/AR	14	±2	62	±8	
IMA	14	±3	21	±9	
Not Activated Past 24 Months	NA		NA		
Activated Past 24 Months	49	±2	66	±2	
Not Deployed Past 24 Months	NA		NA		
Deployed Past 24 Months	76	±2	66	±2	
SPOUSE DEMOGRAPHICS					
Male	14	±3	59	±8	
Female	25	±1	67	±2	
No College/Some College	25	±2	68	±3	
4-Year Degree	24	±2	65	±4	
Graduate/Professional Degree	23	±2	61	±5	
Non-Hispanic White	25	±1	66	±3	
Total Minority	22	±2	66	±4	
Non-Hispanic Black	21	±4	64	±9	
Hispanic	25	±3	68	±6	
30 Years Old or Younger	24	±2	73	±4	
31 to 40 Years Old	24	±2	64	±4	
More Than 40 Years Old	24	±2	64	±4	
FAMILY STATUS					
With Child(ren)	24	±1	65	±3	
Without Child(ren)	25	±2	69	±4	

Note. Percent responding are Reserve component spouses who answered the question and whose husband/wife was activated, deployed, and returned home in the past 24 months (Q13/Q14/Q38).

NA: Not applicable

39. After returning home from his/her most recent deployment, did your spouse receive reunion and reintegration support services? Constructed from Q39a-i.

	Percent Responding		Percentages	Max ME	Percentage Reporting Yes
			Yes		
MEMBER COMPONENT BY PAYGRADE					
ARNG Enlisted	27	±2	83	±4	
E1 – E4	27	±3	82	±6	
E5 – E9	27	±2	83	±4	
ARNG Officers	28	±2	82	±4	
O1 – O3	29	±4	84	±7	
O4 – O6	25	±3	81	±8	
USAR Enlisted	19	±2	63	±6	
E1 – E4	15	±3	63	±10	
E5 – E9	22	±3	63	±7	
USAR Officers	23	±2	56	±6	
O1 – O3	22	±4	58	±10	
O4 – O6	23	±3	51	±8	
USNR Enlisted	24	±4	43	±8	
E1 – E4	15	±4	33	±15	
E5 – E9	26	±4	44	±9	
USNR Officers	19	±3	43	±8	
O1 – O3	16	±4	37	±14	
O4 – O6	21	±4	45	±10	
USMCR Enlisted	24	±3	55	±8	
E1 – E4	25	±4	68	±11	
E5 – E9	23	±5	42	±12	
USMCR Officers	22	±4	32	±9	
O1 – O3	18	±6	34	±20	
O4 – O6	22	±4	29	±11	
ANG Enlisted	26	±3	47	±7	
E1 – E4	19	±4	57	±12	
E5 – E9	27	±4	46	±7	
ANG Officers	27	±3	49	±7	
O1 – O3	29	±4	50	±10	
O4 – O6	26	±4	49	±10	
USAFR Enlisted	18	±2	56	±7	
E1 – E4	9	±4	55	±18	
E5 – E9	20	±3	56	±7	
USAFR Officers	18	±3	43	±8	
O1 – O3	18	±4	50	±13	
O4 – O6	18	±3	41	±9	

Note. Percent responding are Reserve component spouses who answered the question and whose husband/wife was activated, deployed, and returned home in the past 24 months (Q13/Q14/Q38).



































40. After your spouse returned home from his/her most recent deployment, did you receive reunion and reintegration support from any of the following sources?

a. Family Readiness/Support Group

1. Yes

2. No

3. Don't know




































	Percent Responding		Percentages			Max ME	Percentage Reporting Yes		
			1	2	3				
MEMBER DEMOGRAPHICS									
Total DoD	24	±1	26	66	8	±2	28.0	±2.0	
ARNG	27	±2	37	55	8	±3	41.0	±3.0	
USAR	20	±2	18	75	8	±4	19.0	±4.0	
USNR	22	±3	10	82	9	±6	11.0	±5.0	
USMCR	23	±3	29	64	6	±7	31.0	±7.0	
ANG	26	±3	16	75	9	±5	18.0	±4.0	
USAFR	18	±2	14	74	12	±5	16.0	±5.0	
Enlisted	24	±1	27	65	8	±3	30.0	±3.0	
E1 – E4	21	±2	30	58	12	±5	34.0	±5.0	
E5 – E9	25	±2	26	67	7	±3	28.0	±3.0	
Officers	23	±1	22	70	9	±3	24.0	±3.0	
O1 – O3	24	±2	25	67	8	±5	27.0	±5.0	
O4 – O6	22	±2	18	73	10	±4	20.0	±4.0	
Reserve Unit	25	±1	26	65	8	±2	29.0	±2.0	
Military Technician	26	±3	26	67	7	±5	28.0	±5.0	
AGR/FTS/AR	14	±2	26	68	6	±6	28.0	±6.0	
IMA	14	±3	7	78	15	±11	8.0	±7.0	
Not Activated Past 24 Months	NA		NA	NA	NA		NA		
Activated Past 24 Months	48	±2	26	66	8	±2	28.0	±2.0	
Not Deployed Past 24 Months	NA		NA	NA	NA		NA		
Deployed Past 24 Months	74	±2	26	66	8	±2	28.0	±2.0	
SPOUSE DEMOGRAPHICS									
Male	14	±3	20	69	11	±8	23.0	±8.0	
Female	25	±1	26	65	8	±2	29.0	±2.0	
No College/Some College	24	±2	27	64	9	±3	30.0	±3.0	
4-Year Degree	23	±2	26	66	8	±4	28.0	±4.0	
Graduate/Professional Degree	23	±2	20	73	7	±5	22.0	±4.0	
Non-Hispanic White	24	±1	26	66	8	±2	28.0	±2.0	
Total Minority	22	±2	26	64	10	±4	29.0	±4.0	
Non-Hispanic Black	20	±3	27	57	15	±8	32.0	±8.0	
Hispanic	24	±3	27	66	6	±6	29.0	±7.0	
30 Years Old or Younger	23	±2	30	59	11	±4	34.0	±4.0	
31 to 40 Years Old	24	±2	24	69	6	±3	26.0	±3.0	
More Than 40 Years Old	24	±2	25	67	8	±3	27.0	±3.0	
FAMILY STATUS									
With Child(ren)	24	±1	25	67	8	±2	27.0	±2.0	
Without Child(ren)	24	±2	29	61	9	±4	32.0	±4.0	

Note. Percent responding are Reserve component spouses who answered the question and whose husband/wife was activated, deployed, and returned home in the past 24 months (Q13/Q14/Q38). Percentage Reporting Yes does not include those who indicated they "Don't know."

NA: Not applicable

40. After your spouse returned home from his/her most recent deployment, did you receive reunion and reintegration support from any of the following sources?

a. Family Readiness/Support Group

	Percent Responding		Percentages			Max ME	Percentage Reporting Yes		
			1	2	3				
MEMBER COMPONENT BY PAYGRADE									
ARNG Enlisted	27	±2	38	54	8	±4	41.0	±4.0	
E1 – E4	26	±3	37	51	12	±7	42.0	±7.0	
E5 – E9	27	±2	38	56	6	±4	40.0	±4.0	
ARNG Officers	27	±2	37	55	8	±5	40.0	±5.0	
O1 – O3	28	±4	37	56	7	±8	40.0	±8.0	
O4 – O6	25	±3	39	54	7	±8	42.0	±9.0	
USAR Enlisted	19	±2	19	73	8	±5	21.0	±5.0	
E1 – E4	15	±3	15	74	10	±9	17.0	±9.0	
E5 – E9	21	±3	20	73	7	±6	22.0	±6.0	
USAR Officers	22	±2	15	78	7	±6	16.0	±6.0	
O1 – O3	21	±4	19	75	6	±10	21.0	±10.0	
O4 – O6	22	±3	10	80	9	±8	11.0	±7.0	
USNR Enlisted	23	±4	10	82	8	±7	11.0	±6.0	
E1 – E4	14	±4	13	74	13	±15	15.0	±15.0	
E5 – E9	25	±4	9	83	7	±8	10.0	±7.0	
USNR Officers	19	±3	10	80	10	±8	11.0	±7.0	
O1 – O3	16	±4	7	83	10	±13	8.0	±11.0	
O4 – O6	21	±4	11	78	11	±10	12.0	±9.0	
USMCR Enlisted	24	±3	35	58	7	±9	38.0	±9.0	
E1 – E4	25	±4	37	56	6	±11	40.0	±12.0	
E5 – E9	23	±5	33	59	7	±13	36.0	±13.0	
USMCR Officers	21	±3	9	87	5	±8	9.0	±7.0	
O1 – O3	18	±6	NR	85	15	±20	NR		
O4 – O6	21	±4	10	87	3	±10	10.0	±9.0	
ANG Enlisted	26	±3	17	75	8	±6	19.0	±5.0	
E1 – E4	18	±4	13	73	14	±12	15.0	±11.0	
E5 – E9	27	±4	17	75	8	±6	19.0	±6.0	
ANG Officers	27	±3	14	75	11	±7	16.0	±6.0	
O1 – O3	28	±4	14	76	10	±9	16.0	±9.0	
O4 – O6	26	±4	14	75	11	±9	16.0	±8.0	
USAFR Enlisted	18	±2	16	71	12	±6	19.0	±6.0	
E1 – E4	9	±4	20	52	28	±22	27.0	±23.0	
E5 – E9	20	±3	16	73	11	±7	18.0	±6.0	
USAFR Officers	18	±3	7	81	12	±7	8.0	±6.0	
O1 – O3	18	±4	NR	92	8	±11	NR		
O4 – O6	18	±3	9	78	13	±9	11.0	±8.0	

Note. Percent responding are Reserve component spouses who answered the question and whose husband/wife was activated, deployed, and returned home in the past 24 months (Q13/Q14/Q38). Percentage Reporting Yes does not include those who indicated they "Don't know."

NR: Not reportable



































40. After your spouse returned home from his/her most recent deployment, did you receive reunion and reintegration support from any of the following sources?

b. Yellow Ribbon Reintegration Program

1. Yes

2. No

3. Don't know





































	Percent Responding		Percentages			Max ME	Percentage Reporting Yes		
			1	2	3				
MEMBER DEMOGRAPHICS									
Total DoD	24	±1	41	51	8	±2	45.0	±2.0	
ARNG	27	±2	61	33	7	±3	65.0	±3.0	
USAR	20	±2	34	59	6	±4	37.0	±4.0	
USNR	22	±3	5	84	12	±6	5.0	±4.0	
USMCR	23	±3	12	77	11	±7	13.0	±6.0	
ANG	26	±3	25	65	10	±5	28.0	±5.0	
USAFR	18	±2	28	64	7	±5	30.0	±5.0	
Enlisted	24	±1	43	49	8	±3	46.0	±3.0	
E1 – E4	21	±2	49	40	11	±5	55.0	±5.0	
E5 – E9	25	±2	41	53	7	±3	44.0	±3.0	
Officers	24	±1	36	57	7	±3	39.0	±3.0	
O1 – O3	24	±2	43	51	6	±5	46.0	±5.0	
O4 – O6	22	±2	27	64	9	±4	30.0	±4.0	
Reserve Unit	25	±1	42	50	8	±2	45.0	±2.0	
Military Technician	26	±3	45	47	8	±6	49.0	±6.0	
AGR/FTS/AR	14	±2	41	52	7	±7	44.0	±7.0	
IMA	14	±3	2	85	13	±11	3.0	±5.0	
Not Activated Past 24 Months	NA		NA	NA	NA		NA		
Activated Past 24 Months	48	±2	41	51	8	±2	45.0	±2.0	
Not Deployed Past 24 Months	NA		NA	NA	NA		NA		
Deployed Past 24 Months	74	±2	41	51	8	±2	45.0	±2.0	
SPOUSE DEMOGRAPHICS									
Male	14	±3	30	62	9	±8	32.0	±8.0	
Female	25	±1	42	50	8	±2	46.0	±2.0	
No College/Some College	24	±2	43	48	8	±3	47.0	±3.0	
4-Year Degree	23	±2	40	53	7	±4	43.0	±4.0	
Graduate/Professional Degree	23	±2	35	58	7	±5	37.0	±5.0	
Non-Hispanic White	24	±1	42	51	7	±3	46.0	±3.0	
Total Minority	22	±2	38	51	10	±4	43.0	±4.0	
Non-Hispanic Black	20	±3	35	49	16	±8	42.0	±8.0	
Hispanic	24	±3	42	51	7	±7	45.0	±7.0	
30 Years Old or Younger	23	±2	48	42	11	±4	53.0	±4.0	
31 to 40 Years Old	24	±2	40	55	5	±3	42.0	±4.0	
More Than 40 Years Old	24	±2	39	53	8	±3	42.0	±3.0	
FAMILY STATUS									
With Child(ren)	24	±1	41	52	7	±3	44.0	±3.0	
Without Child(ren)	24	±2	43	48	10	±4	47.0	±4.0	

Note. Percent responding are Reserve component spouses who answered the question and whose husband/wife was activated, deployed, and returned home in the past 24 months (Q13/Q14/Q38). Percentage Reporting Yes does not include those who indicated they "Don't know."

NA: Not applicable

40. After your spouse returned home from his/her most recent deployment, did you receive reunion and reintegration support from any of the following sources?

b. Yellow Ribbon Reintegration Program

	Percent Responding		Percentages			Max ME	Percentage Reporting Yes		
			1	2	3				
MEMBER COMPONENT BY PAYGRADE									
ARNG Enlisted	27	±2	61	32	7	±4	65.0	±4.0	
E1 – E4	26	±3	62	26	12	±8	71.0	±7.0	
E5 – E9	27	±2	60	35	5	±5	63.0	±5.0	
ARNG Officers	27	±2	60	35	5	±5	63.0	±5.0	
O1 – O3	29	±4	63	33	4	±8	66.0	±8.0	
O4 – O6	25	±3	59	36	5	±9	62.0	±9.0	
USAR Enlisted	19	±2	37	57	6	±6	39.0	±5.0	
E1 – E4	15	±3	35	59	6	±10	37.0	±10.0	
E5 – E9	21	±3	37	57	6	±7	40.0	±6.0	
USAR Officers	22	±2	28	64	8	±6	31.0	±6.0	
O1 – O3	21	±4	31	62	7	±10	33.0	±10.0	
O4 – O6	22	±3	24	66	10	±8	27.0	±8.0	
USNR Enlisted	23	±4	5	83	12	±8	5.0	±5.0	
E1 – E4	14	±4	7	77	16	±15	9.0	±15.0	
E5 – E9	25	±4	4	84	11	±9	5.0	±5.0	
USNR Officers	19	±3	4	84	12	±7	4.0	±5.0	
O1 – O3	16	±4	2	86	11	±12	2.0	±12.0	
O4 – O6	21	±4	5	83	12	±9	5.0	±6.0	
USMCR Enlisted	23	±3	14	73	13	±8	16.0	±8.0	
E1 – E4	24	±4	14	72	13	±11	17.0	±11.0	
E5 – E9	22	±5	13	74	13	±13	15.0	±12.0	
USMCR Officers	21	±3	6	89	5	±7	6.0	±7.0	
O1 – O3	18	±6	5	80	15	±20	NR		
O4 – O6	21	±4	5	92	3	±9	5.0	±9.0	
ANG Enlisted	26	±3	26	65	10	±6	28.0	±6.0	
E1 – E4	18	±4	32	54	13	±12	37.0	±13.0	
E5 – E9	27	±4	25	66	10	±7	28.0	±6.0	
ANG Officers	27	±3	22	68	10	±7	24.0	±7.0	
O1 – O3	29	±4	25	66	9	±10	28.0	±10.0	
O4 – O6	26	±4	20	70	10	±10	23.0	±9.0	
USAFR Enlisted	18	±2	31	61	8	±7	34.0	±7.0	
E1 – E4	9	±4	22	60	19	±24	27.0	±18.0	
E5 – E9	20	±3	32	62	6	±7	34.0	±7.0	
USAFR Officers	18	±3	20	72	7	±7	22.0	±7.0	
O1 – O3	18	±4	23	75	2	±13	23.0	±13.0	
O4 – O6	18	±3	20	72	9	±9	22.0	±9.0	

Note. Percent responding are Reserve component spouses who answered the question and whose husband/wife was activated, deployed, and returned home in the past 24 months (Q13/Q14/Q38). Percentage Reporting Yes does not include those who indicated they "Don't know."

NR: Not reportable

40. After your spouse returned home from his/her most recent deployment, did you receive reunion and reintegration support from any of the following sources?

c. Military OneSource

1. Yes

2. No

3. Don't know

	Percent Responding		Percentages			Max ME	Percentage Reporting Yes		
			1	2	3				
MEMBER DEMOGRAPHICS									
Total DoD	23	±1	17	72	11	±2	19.0	±2.0	
ARNG	27	±2	24	65	11	±3	27.0	±3.0	
USAR	20	±2	14	77	9	±4	15.0	±4.0	
USNR	22	±3	9	82	9	±6	10.0	±5.0	
USMCR	23	±3	15	77	8	±7	16.0	±7.0	
ANG	26	±3	11	77	12	±5	13.0	±5.0	
USAFR	18	±2	10	78	12	±5	11.0	±4.0	
Enlisted	23	±1	18	71	11	±3	21.0	±2.0	
E1 – E4	21	±2	21	66	13	±5	24.0	±5.0	
E5 – E9	25	±2	17	72	10	±3	19.0	±3.0	
Officers	23	±1	14	75	11	±3	16.0	±3.0	
O1 – O3	24	±2	17	73	10	±5	19.0	±5.0	
O4 – O6	22	±2	11	79	10	±4	12.0	±3.0	
Reserve Unit	25	±1	17	72	11	±2	19.0	±2.0	
Military Technician	26	±3	17	72	11	±5	19.0	±5.0	
AGR/FTS/AR	14	±2	21	69	10	±7	23.0	±7.0	
IMA	14	±3	7	81	12	±11	8.0	±7.0	
Not Activated Past 24 Months	NA		NA	NA	NA		NA		
Activated Past 24 Months	48	±2	17	72	11	±2	19.0	±2.0	
Not Deployed Past 24 Months	NA		NA	NA	NA		NA		
Deployed Past 24 Months	74	±2	17	72	11	±2	19.0	±2.0	
SPOUSE DEMOGRAPHICS									
Male	14	±3	15	71	14	±8	18.0	±8.0	
Female	25	±1	18	72	10	±2	20.0	±2.0	
No College/Some College	24	±2	20	69	11	±3	22.0	±3.0	
4-Year Degree	23	±2	15	74	11	±4	17.0	±3.0	
Graduate/Professional Degree	23	±2	11	81	8	±4	11.0	±3.0	
Non-Hispanic White	24	±1	16	74	10	±2	18.0	±2.0	
Total Minority	22	±2	20	67	13	±4	23.0	±4.0	
Non-Hispanic Black	20	±3	22	60	17	±8	27.0	±8.0	
Hispanic	24	±3	22	69	9	±6	24.0	±6.0	
30 Years Old or Younger	23	±2	19	68	13	±4	22.0	±4.0	
31 to 40 Years Old	23	±2	17	74	8	±3	19.0	±3.0	
More Than 40 Years Old	24	±2	16	72	11	±3	19.0	±3.0	
FAMILY STATUS									
With Child(ren)	23	±1	17	73	10	±2	19.0	±2.0	
Without Child(ren)	24	±2	19	69	12	±4	22.0	±4.0	

Note. Percent responding are Reserve component spouses who answered the question and whose husband/wife was activated, deployed, and returned home in the past 24 months (Q13/Q14/Q38). Percentage Reporting Yes does not include those who indicated they "Don't know."

NA: Not applicable

40. After your spouse returned home from his/her most recent deployment, did you receive reunion and reintegration support from any of the following sources?

c. Military OneSource

	Percent Responding		Percentages			Max ME	Percentage Reporting Yes		
			1	2	3				
MEMBER COMPONENT BY PAYGRADE									
ARNG Enlisted	26	±2	25	64	11	±4	28.0	±4.0	
E1 – E4	26	±3	26	61	13	±7	30.0	±7.0	
E5 – E9	27	±2	25	66	10	±4	27.0	±4.0	
ARNG Officers	27	±2	21	67	13	±5	24.0	±5.0	
O1 – O3	28	±4	21	67	12	±8	24.0	±7.0	
O4 – O6	24	±3	22	68	10	±8	24.0	±9.0	
USAR Enlisted	19	±2	15	75	10	±5	17.0	±5.0	
E1 – E4	15	±3	16	75	9	±10	17.0	±10.0	
E5 – E9	21	±3	15	75	10	±6	16.0	±5.0	
USAR Officers	22	±2	12	81	7	±5	13.0	±5.0	
O1 – O3	21	±4	17	77	6	±10	18.0	±10.0	
O4 – O6	22	±3	7	84	9	±7	8.0	±6.0	
USNR Enlisted	23	±4	9	83	9	±7	9.0	±6.0	
E1 – E4	14	±4	9	75	16	±15	11.0	±15.0	
E5 – E9	25	±4	8	84	8	±8	9.0	±7.0	
USNR Officers	19	±3	9	82	9	±8	10.0	±8.0	
O1 – O3	16	±4	10	83	7	±13	11.0	±12.0	
O4 – O6	21	±4	9	81	10	±10	10.0	±10.0	
USMCR Enlisted	23	±3	18	73	9	±8	20.0	±8.0	
E1 – E4	24	±4	18	72	10	±11	20.0	±11.0	
E5 – E9	22	±5	18	74	8	±13	19.0	±13.0	
USMCR Officers	21	±3	4	93	4	±7	4.0	±7.0	
O1 – O3	18	±6	NR	90	10	±20	NR		
O4 – O6	21	±4	5	92	3	±9	5.0	±9.0	
ANG Enlisted	25	±3	11	77	11	±6	13.0	±6.0	
E1 – E4	18	±4	10	76	14	±11	11.0	±9.0	
E5 – E9	26	±4	12	77	11	±7	13.0	±7.0	
ANG Officers	26	±3	10	78	13	±7	11.0	±6.0	
O1 – O3	29	±4	12	75	13	±9	14.0	±9.0	
O4 – O6	25	±4	8	79	13	±9	10.0	±8.0	
USAFR Enlisted	18	±2	10	76	13	±6	12.0	±5.0	
E1 – E4	9	±4	7	65	28	±22	10.0	±17.0	
E5 – E9	20	±3	11	78	12	±6	12.0	±6.0	
USAFR Officers	18	±3	8	82	10	±7	9.0	±6.0	
O1 – O3	18	±4	5	87	8	±12	6.0	±10.0	
O4 – O6	18	±3	8	81	11	±8	9.0	±7.0	

Note. Percent responding are Reserve component spouses who answered the question and whose husband/wife was activated, deployed, and returned home in the past 24 months (Q13/Q14/Q38). Percentage Reporting Yes does not include those who indicated they "Don't know."
 NR: Not reportable

40. After your spouse returned home from his/her most recent deployment, did you receive reunion and reintegration support from any of the following sources?

d. Counseling services

1. Yes

2. No

3. Don't know

	Percent Responding		Percentages			Max ME	Percentage Reporting Yes		
			1	2	3				
MEMBER DEMOGRAPHICS									
Total DoD	24	±1	13	76	10	±2	15.0	±2.0	
ARNG	27	±2	19	71	11	±3	21.0	±3.0	
USAR	20	±2	10	80	9	±4	12.0	±3.0	
USNR	22	±3	8	82	10	±6	9.0	±5.0	
USMCR	23	±3	12	83	5	±6	13.0	±6.0	
ANG	26	±3	7	81	11	±5	8.0	±5.0	
USAFR	18	±2	6	83	11	±5	7.0	±3.0	
Enlisted	24	±1	14	76	10	±3	16.0	±2.0	
E1 – E4	21	±2	18	68	13	±5	21.0	±5.0	
E5 – E9	25	±2	13	78	9	±3	14.0	±2.0	
Officers	23	±1	11	79	10	±3	12.0	±3.0	
O1 – O3	24	±2	13	77	10	±5	14.0	±5.0	
O4 – O6	22	±2	9	81	10	±4	10.0	±3.0	
Reserve Unit	25	±1	13	76	10	±2	15.0	±2.0	
Military Technician	26	±3	13	77	10	±5	14.0	±4.0	
AGR/FTS/AR	14	±2	14	77	10	±6	15.0	±6.0	
IMA	14	±3	5	84	10	±11	6.0	±7.0	
Not Activated Past 24 Months	NA		NA	NA	NA		NA		
Activated Past 24 Months	48	±2	13	76	10	±2	15.0	±2.0	
Not Deployed Past 24 Months	NA		NA	NA	NA		NA		
Deployed Past 24 Months	74	±2	13	76	10	±2	15.0	±2.0	
SPOUSE DEMOGRAPHICS									
Male	14	±3	13	73	14	±8	16.0	±8.0	
Female	25	±1	13	77	10	±2	15.0	±2.0	
No College/Some College	24	±2	15	74	11	±3	17.0	±3.0	
4-Year Degree	23	±2	10	80	10	±3	11.0	±3.0	
Graduate/Professional Degree	23	±2	11	82	8	±4	11.0	±3.0	
Non-Hispanic White	24	±1	12	79	9	±2	13.0	±2.0	
Total Minority	22	±2	17	70	13	±4	19.0	±4.0	
Non-Hispanic Black	20	±3	17	66	18	±8	20.0	±8.0	
Hispanic	24	±3	18	72	10	±6	20.0	±5.0	
30 Years Old or Younger	23	±2	14	73	13	±4	16.0	±4.0	
31 to 40 Years Old	24	±2	13	80	8	±3	14.0	±3.0	
More Than 40 Years Old	24	±2	13	76	11	±3	15.0	±3.0	
FAMILY STATUS									
With Child(ren)	24	±1	13	78	10	±2	14.0	±2.0	
Without Child(ren)	24	±2	15	73	12	±4	17.0	±4.0	

Note. Percent responding are Reserve component spouses who answered the question and whose husband/wife was activated, deployed, and returned home in the past 24 months (Q13/Q14/Q38). Percentage Reporting Yes does not include those who indicated they "Don't know."

NA: Not applicable

40. After your spouse returned home from his/her most recent deployment, did you receive reunion and reintegration support from any of the following sources?

d. Counseling services

	Percent Responding		Percentages			Max ME	Percentage Reporting Yes		
			1	2	3				
MEMBER COMPONENT BY PAYGRADE									
ARNG Enlisted	26	±2	19	70	11	±4	21.0	±3.0	
E1 – E4	26	±3	21	64	15	±7	25.0	±7.0	
E5 – E9	27	±2	18	73	9	±4	20.0	±4.0	
ARNG Officers	27	±2	17	72	10	±5	19.0	±5.0	
O1 – O3	28	±4	16	73	11	±8	18.0	±7.0	
O4 – O6	24	±3	21	73	6	±8	22.0	±8.0	
USAR Enlisted	19	±2	11	80	9	±5	12.0	±4.0	
E1 – E4	15	±3	16	75	9	±10	18.0	±10.0	
E5 – E9	21	±3	9	82	9	±6	10.0	±4.0	
USAR Officers	22	±2	9	82	9	±5	10.0	±5.0	
O1 – O3	21	±4	14	79	7	±10	15.0	±11.0	
O4 – O6	22	±3	6	83	11	±7	7.0	±5.0	
USNR Enlisted	24	±4	9	82	9	±8	10.0	±6.0	
E1 – E4	14	±4	8	79	14	±14	9.0	±13.0	
E5 – E9	26	±4	9	82	9	±9	10.0	±7.0	
USNR Officers	19	±3	7	82	11	±8	8.0	±6.0	
O1 – O3	16	±4	11	81	8	±13	12.0	±12.0	
O4 – O6	20	±4	6	82	12	±10	7.0	±8.0	
USMCR Enlisted	23	±3	14	80	6	±8	15.0	±8.0	
E1 – E4	25	±4	14	78	8	±11	16.0	±10.0	
E5 – E9	22	±5	14	82	4	±12	15.0	±13.0	
USMCR Officers	21	±3	5	91	4	±7	5.0	±6.0	
O1 – O3	18	±6	5	85	10	±20	NR		
O4 – O6	21	±4	4	93	3	±8	4.0	±8.0	
ANG Enlisted	26	±3	8	81	11	±6	9.0	±6.0	
E1 – E4	18	±4	10	76	14	±12	12.0	±11.0	
E5 – E9	27	±4	8	81	11	±7	9.0	±6.0	
ANG Officers	27	±3	4	84	12	±6	5.0	±5.0	
O1 – O3	28	±4	6	82	12	±9	7.0	±8.0	
O4 – O6	26	±4	4	84	12	±9	4.0	±7.0	
USAFR Enlisted	18	±2	7	82	11	±6	8.0	±4.0	
E1 – E4	9	±4	12	67	21	±23	15.0	±17.0	
E5 – E9	20	±3	7	83	10	±6	7.0	±4.0	
USAFR Officers	18	±3	4	85	11	±7	4.0	±5.0	
O1 – O3	18	±4	NR	92	8	±11	NR		
O4 – O6	18	±3	5	83	12	±8	6.0	±7.0	

Note. Percent responding are Reserve component spouses who answered the question and whose husband/wife was activated, deployed, and returned home in the past 24 months (Q13/Q14/Q38). Percentage Reporting Yes does not include those who indicated they "Don't know."
 NR: Not reportable

40. After your spouse returned home from his/her most recent deployment, did you receive reunion and reintegration support from any of the following sources?

e. Faith-based organization (e.g., church, synagogue, mosque)

1. Yes

2. No

3. Don't know




































	Percent Responding		Percentages			Max ME	Percentage Reporting Yes		
			1	2	3				
MEMBER DEMOGRAPHICS									
Total DoD	23	±1	17	73	10	±2	19.0	±2.0	
ARNG	27	±2	22	67	11	±3	24.0	±3.0	
USAR	20	±2	16	75	9	±4	18.0	±4.0	
USNR	22	±3	11	79	10	±6	12.0	±5.0	
USMCR	23	±3	12	80	8	±6	13.0	±6.0	
ANG	26	±3	12	78	10	±5	13.0	±4.0	
USAFR	18	±2	15	74	10	±5	17.0	±4.0	
Enlisted	24	±1	17	73	10	±3	19.0	±2.0	
E1 – E4	21	±2	20	66	15	±5	23.0	±6.0	
E5 – E9	25	±2	16	75	9	±3	18.0	±2.0	
Officers	23	±1	18	73	10	±3	20.0	±3.0	
O1 – O3	24	±2	20	70	10	±5	22.0	±5.0	
O4 – O6	22	±2	15	75	9	±4	17.0	±4.0	
Reserve Unit	25	±1	17	72	10	±2	19.0	±2.0	
Military Technician	26	±3	15	76	9	±5	17.0	±4.0	
AGR/FTS/AR	14	±2	19	72	9	±7	21.0	±6.0	
IMA	14	±3	6	86	9	±11	6.0	±6.0	
Not Activated Past 24 Months	NA		NA	NA	NA		NA		
Activated Past 24 Months	48	±2	17	73	10	±2	19.0	±2.0	
Not Deployed Past 24 Months	NA		NA	NA	NA		NA		
Deployed Past 24 Months	74	±2	17	73	10	±2	19.0	±2.0	
SPOUSE DEMOGRAPHICS									
Male	14	±3	17	72	11	±9	19.0	±10.0	
Female	25	±1	17	73	10	±2	19.0	±2.0	
No College/Some College	24	±2	18	71	11	±3	20.0	±3.0	
4-Year Degree	23	±2	17	73	10	±4	19.0	±4.0	
Graduate/Professional Degree	23	±2	14	80	6	±4	15.0	±4.0	
Non-Hispanic White	24	±1	17	74	9	±2	18.0	±2.0	
Total Minority	22	±2	19	68	13	±4	21.0	±4.0	
Non-Hispanic Black	20	±3	26	58	16	±8	31.0	±8.0	
Hispanic	24	±3	18	71	10	±7	20.0	±7.0	
30 Years Old or Younger	23	±2	19	68	13	±4	22.0	±4.0	
31 to 40 Years Old	24	±2	15	77	8	±3	16.0	±3.0	
More Than 40 Years Old	24	±2	18	72	10	±3	20.0	±3.0	
FAMILY STATUS									
With Child(ren)	23	±1	17	74	10	±2	19.0	±2.0	
Without Child(ren)	24	±2	18	70	12	±4	21.0	±4.0	

Note. Percent responding are Reserve component spouses who answered the question and whose husband/wife was activated, deployed, and returned home in the past 24 months (Q13/Q14/Q38). Percentage Reporting Yes does not include those who indicated they "Don't know."

NA: Not applicable

40. After your spouse returned home from his/her most recent deployment, did you receive reunion and reintegration support from any of the following sources?

e. Faith-based organization (e.g., church, synagogue, mosque)

	Percent Responding		Percentages			Max ME	Percentage Reporting Yes		
			1	2	3				
MEMBER COMPONENT BY PAYGRADE									
ARNG Enlisted	26	±2	21	68	11	±4	24.0	±4.0	
E1 – E4	26	±3	22	61	16	±7	27.0	±8.0	
E5 – E9	27	±2	21	71	9	±4	23.0	±4.0	
ARNG Officers	27	±2	23	66	11	±5	26.0	±5.0	
O1 – O3	28	±4	25	64	11	±8	28.0	±8.0	
O4 – O6	25	±3	25	66	9	±9	27.0	±9.0	
USAR Enlisted	19	±2	16	76	9	±5	17.0	±5.0	
E1 – E4	15	±3	15	76	10	±9	16.0	±9.0	
E5 – E9	21	±3	16	76	8	±7	18.0	±6.0	
USAR Officers	22	±2	17	75	8	±6	18.0	±6.0	
O1 – O3	22	±4	16	74	9	±10	18.0	±9.0	
O4 – O6	22	±3	16	76	9	±8	17.0	±8.0	
USNR Enlisted	23	±4	10	80	10	±8	11.0	±6.0	
E1 – E4	14	±4	13	76	11	±15	15.0	±14.0	
E5 – E9	25	±4	10	80	10	±9	11.0	±7.0	
USNR Officers	19	±3	11	78	10	±8	13.0	±7.0	
O1 – O3	16	±4	19	73	8	±13	20.0	±13.0	
O4 – O6	21	±4	9	80	11	±10	10.0	±8.0	
USMCR Enlisted	23	±3	13	78	9	±8	15.0	±7.0	
E1 – E4	25	±4	15	73	12	±11	17.0	±11.0	
E5 – E9	22	±5	12	83	6	±12	12.0	±11.0	
USMCR Officers	21	±3	8	88	4	±7	9.0	±7.0	
O1 – O3	18	±6	5	85	10	±20	NR		
O4 – O6	21	±4	10	88	2	±9	10.0	±8.0	
ANG Enlisted	26	±3	10	79	10	±6	12.0	±5.0	
E1 – E4	18	±4	15	71	14	±12	17.0	±12.0	
E5 – E9	27	±4	10	80	10	±6	11.0	±5.0	
ANG Officers	27	±3	16	73	10	±7	18.0	±7.0	
O1 – O3	29	±4	17	73	10	±10	19.0	±10.0	
O4 – O6	26	±4	16	73	11	±10	18.0	±10.0	
USAFR Enlisted	18	±2	18	70	12	±6	20.0	±6.0	
E1 – E4	9	±4	23	53	25	±22	30.0	±22.0	
E5 – E9	20	±3	18	72	10	±7	20.0	±6.0	
USAFR Officers	18	±2	8	85	7	±6	8.0	±5.0	
O1 – O3	18	±4	11	87	2	±12	11.0	±11.0	
O4 – O6	17	±3	7	84	9	±8	8.0	±7.0	

Note. Percent responding are Reserve component spouses who answered the question and whose husband/wife was activated, deployed, and returned home in the past 24 months (Q13/Q14/Q38). Percentage Reporting Yes does not include those who indicated they "Don't know."

NR: Not reportable

40. After your spouse returned home from his/her most recent deployment, did you receive reunion and reintegration support from any of the following sources?

f. Services in your civilian community

1. Yes

2. No

3. Don't know

	Percent Responding		Percentages			Max ME	Percentage Reporting Yes		
			1	2	3				
MEMBER DEMOGRAPHICS									
Total DoD	24	±1	8	82	10	±2	8.0	±2.0	
ARNG	27	±2	10	79	11	±3	11.0	±3.0	
USAR	20	±2	7	85	8	±4	8.0	±3.0	
USNR	22	±3	4	85	10	±6	5.0	±3.0	
USMCR	23	±3	4	87	8	±6	5.0	±5.0	
ANG	26	±3	5	85	11	±5	5.0	±4.0	
USAFR	18	±2	5	84	11	±5	6.0	±4.0	
Enlisted	24	±1	8	82	10	±2	9.0	±2.0	
E1 – E4	21	±2	11	76	13	±5	12.0	±5.0	
E5 – E9	25	±2	7	84	9	±2	8.0	±2.0	
Officers	23	±1	7	83	10	±3	8.0	±2.0	
O1 – O3	24	±2	7	82	11	±5	8.0	±4.0	
O4 – O6	22	±2	7	84	9	±4	7.0	±3.0	
Reserve Unit	25	±1	8	82	10	±2	9.0	±2.0	
Military Technician	26	±3	8	82	9	±5	9.0	±4.0	
AGR/FTS/AR	14	±2	6	83	10	±5	7.0	±3.0	
IMA	14	±3	2	88	10	±11	2.0	±5.0	
Not Activated Past 24 Months	NA		NA	NA	NA		NA		
Activated Past 24 Months	48	±2	8	82	10	±2	8.0	±2.0	
Not Deployed Past 24 Months	NA		NA	NA	NA		NA		
Deployed Past 24 Months	74	±2	8	82	10	±2	8.0	±2.0	
SPOUSE DEMOGRAPHICS									
Male	14	±3	9	80	12	±7	10.0	±6.0	
Female	25	±1	8	82	10	±2	8.0	±2.0	
No College/Some College	24	±2	9	80	11	±3	10.0	±2.0	
4-Year Degree	23	±2	6	84	10	±3	6.0	±3.0	
Graduate/Professional Degree	23	±2	7	87	6	±4	7.0	±3.0	
Non-Hispanic White	24	±1	7	84	9	±2	8.0	±2.0	
Total Minority	22	±2	9	77	14	±4	10.0	±4.0	
Non-Hispanic Black	20	±3	11	70	19	±8	14.0	±5.0	
Hispanic	24	±3	9	80	11	±7	10.0	±6.0	
30 Years Old or Younger	23	±2	7	80	13	±4	8.0	±3.0	
31 to 40 Years Old	24	±2	7	85	8	±3	7.0	±2.0	
More Than 40 Years Old	24	±2	9	81	11	±3	10.0	±3.0	
FAMILY STATUS									
With Child(ren)	24	±1	7	83	10	±2	8.0	±2.0	
Without Child(ren)	24	±2	9	79	12	±4	10.0	±4.0	

Note. Percent responding are Reserve component spouses who answered the question and whose husband/wife was activated, deployed, and returned home in the past 24 months (Q13/Q14/Q38). Percentage Reporting Yes does not include those who indicated they "Don't know."

NA: Not applicable

40. After your spouse returned home from his/her most recent deployment, did you receive reunion and reintegration support from any of the following sources?

f. Services in your civilian community

	Percent Responding		Percentages			Max ME	Percentage Reporting Yes		
			1	2	3				
MEMBER COMPONENT BY PAYGRADE									
ARNG Enlisted	27	±2	10	79	11	±3	12.0	±3.0	■
E1 – E4	26	±3	13	72	15	±8	16.0	±8.0	■
E5 – E9	27	±2	9	82	9	±3	10.0	±3.0	■
ARNG Officers	27	±2	9	80	11	±5	10.0	±4.0	■
O1 – O3	28	±4	7	81	12	±8	8.0	±6.0	■
O4 – O6	25	±3	12	80	8	±8	13.0	±8.0	■
USAR Enlisted	19	±2	7	85	8	±5	8.0	±3.0	■
E1 – E4	15	±3	10	82	8	±9	11.0	±8.0	■
E5 – E9	21	±3	6	86	8	±6	7.0	±4.0	■
USAR Officers	22	±2	6	85	9	±5	7.0	±5.0	■
O1 – O3	22	±4	7	82	11	±10	8.0	±9.0	■
O4 – O6	22	±3	5	86	9	±7	6.0	±7.0	■
USNR Enlisted	23	±4	4	86	11	±8	4.0	±4.0	■
E1 – E4	14	±4	6	80	14	±14	7.0	±13.0	■
E5 – E9	25	±4	4	86	10	±9	4.0	±4.0	■
USNR Officers	19	±3	6	83	10	±8	7.0	±7.0	■
O1 – O3	16	±4	5	85	10	±12	6.0	±10.0	■
O4 – O6	21	±4	7	83	11	±10	8.0	±8.0	■
USMCR Enlisted	23	±3	5	86	10	±8	5.0	±6.0	■
E1 – E4	25	±4	4	86	10	±10	4.0	±8.0	■
E5 – E9	22	±5	5	85	9	±13	6.0	±12.0	■
USMCR Officers	21	±3	4	92	4	±7	4.0	±6.0	■
O1 – O3	18	±6	NR	90	10	±20	NR		
O4 – O6	21	±4	5	93	2	±9	6.0	±8.0	■
ANG Enlisted	26	±3	4	85	11	±6	5.0	±5.0	■
E1 – E4	18	±4	3	84	13	±11	3.0	±9.0	■
E5 – E9	26	±4	5	85	10	±6	5.0	±5.0	■
ANG Officers	27	±3	6	84	10	±6	7.0	±5.0	■
O1 – O3	29	±4	7	83	10	±9	8.0	±8.0	■
O4 – O6	26	±4	5	85	10	±9	6.0	±7.0	■
USAFR Enlisted	18	±2	6	82	12	±6	7.0	±5.0	■
E1 – E4	9	±4	3	76	21	±23	4.0	±18.0	■
E5 – E9	20	±3	6	83	11	±6	7.0	±5.0	■
USAFR Officers	18	±3	2	88	9	±6	3.0	±4.0	■
O1 – O3	18	±4	5	91	4	±11	5.0	±10.0	■
O4 – O6	18	±3	2	88	11	±7	2.0	±5.0	■

Note. Percent responding are Reserve component spouses who answered the question and whose husband/wife was activated, deployed, and returned home in the past 24 months (Q13/Q14/Q38). Percentage Reporting Yes does not include those who indicated they "Don't know."

NR: Not reportable

40. After your spouse returned home from his/her most recent deployment, did you receive reunion and reintegration support from any of the following sources?

g. Unit-sponsored program

1. Yes

2. No

3. Don't know

	Percent Responding		Percentages			Max ME	Percentage Reporting Yes		
			1	2	3				
MEMBER DEMOGRAPHICS									
Total DoD	23	±1	10	78	11	±2	12.0	±2.0	■
ARNG	27	±2	16	72	12	±3	18.0	±3.0	■
USAR	20	±2	6	84	10	±4	7.0	±3.0	■
USNR	22	±3	5	85	10	±6	6.0	±3.0	■
USMCR	23	±3	10	79	10	±7	11.0	±5.0	■
ANG	26	±3	6	83	11	±5	7.0	±3.0	■
USAFR	18	±2	5	81	14	±5	5.0	±3.0	■
Enlisted	24	±1	11	78	12	±2	12.0	±2.0	■
E1 – E4	21	±2	12	73	15	±5	15.0	±4.0	■
E5 – E9	25	±2	10	79	11	±3	11.0	±2.0	■
Officers	23	±1	10	80	10	±3	11.0	±2.0	■
O1 – O3	24	±2	11	80	10	±5	12.0	±4.0	■
O4 – O6	22	±2	9	81	10	±4	10.0	±3.0	■
Reserve Unit	25	±1	10	78	12	±2	12.0	±2.0	■
Military Technician	26	±3	12	79	9	±5	13.0	±4.0	■
AGR/FTS/AR	14	±2	12	78	10	±6	13.0	±4.0	■
IMA	14	±3	1	86	13	±11	1.0	±4.0	
Not Activated Past 24 Months	NA		NA	NA	NA		NA		
Activated Past 24 Months	48	±2	10	78	11	±2	12.0	±2.0	■
Not Deployed Past 24 Months	NA		NA	NA	NA		NA		
Deployed Past 24 Months	74	±2	10	78	11	±2	12.0	±2.0	■
SPOUSE DEMOGRAPHICS									
Male	14	±3	13	76	11	±7	15.0	±6.0	■
Female	25	±1	10	78	11	±2	12.0	±2.0	■
No College/Some College	24	±2	11	76	13	±3	13.0	±2.0	■
4-Year Degree	23	±2	10	80	11	±3	11.0	±2.0	■
Graduate/Professional Degree	23	±2	9	84	7	±4	10.0	±3.0	■
Non-Hispanic White	24	±1	10	80	10	±2	12.0	±2.0	■
Total Minority	21	±2	11	74	16	±4	13.0	±3.0	■
Non-Hispanic Black	20	±3	14	66	20	±8	17.0	±6.0	■
Hispanic	24	±3	10	78	12	±6	11.0	±4.0	■
30 Years Old or Younger	23	±2	10	76	14	±4	12.0	±3.0	■
31 to 40 Years Old	24	±2	10	82	9	±3	11.0	±2.0	■
More Than 40 Years Old	24	±2	12	77	12	±3	13.0	±2.0	■
FAMILY STATUS									
With Child(ren)	23	±1	10	79	11	±2	11.0	±2.0	■
Without Child(ren)	24	±2	12	75	13	±4	14.0	±3.0	■

Note. Percent responding are Reserve component spouses who answered the question and whose husband/wife was activated, deployed, and returned home in the past 24 months (Q13/Q14/Q38). Percentage Reporting Yes does not include those who indicated they "Don't know."

NA: Not applicable

40. After your spouse returned home from his/her most recent deployment, did you receive reunion and reintegration support from any of the following sources?

g. Unit-sponsored program

	Percent Responding		Percentages			Max ME	Percentage Reporting Yes		
			1	2	3				
MEMBER COMPONENT BY PAYGRADE									
ARNG Enlisted	27	±2	15	72	13	±3	17.0	±3.0	■
E1 – E4	26	±3	15	69	17	±7	18.0	±6.0	■
E5 – E9	27	±2	16	73	11	±4	17.0	±3.0	■
ARNG Officers	27	±2	18	72	10	±5	20.0	±4.0	■
O1 – O3	28	±4	15	75	10	±8	17.0	±7.0	■
O4 – O6	24	±3	23	69	8	±8	25.0	±8.0	■
USAR Enlisted	19	±2	6	84	10	±5	7.0	±3.0	■
E1 – E4	15	±3	8	82	11	±9	9.0	±7.0	■
E5 – E9	21	±3	6	85	9	±6	6.0	±4.0	■
USAR Officers	22	±2	6	84	10	±5	7.0	±4.0	■
O1 – O3	22	±4	9	82	9	±10	10.0	±8.0	■
O4 – O6	22	±3	4	85	11	±7	4.0	±5.0	■
USNR Enlisted	23	±4	5	84	10	±8	6.0	±4.0	■
E1 – E4	14	±4	4	82	14	±14	5.0	±13.0	■
E5 – E9	25	±4	6	85	10	±9	6.0	±4.0	■
USNR Officers	19	±3	4	87	9	±7	4.0	±6.0	■
O1 – O3	16	±4	4	90	6	±12	4.0	±10.0	■
O4 – O6	21	±4	4	86	10	±9	4.0	±7.0	■
USMCR Enlisted	23	±3	12	75	12	±8	14.0	±7.0	■
E1 – E4	24	±4	19	72	9	±11	21.0	±11.0	■
E5 – E9	22	±5	6	79	16	±13	7.0	±9.0	■
USMCR Officers	21	±3	2	94	4	±7	2.0	±6.0	■
O1 – O3	18	±6	NR	90	10	±20	NR		■
O4 – O6	21	±4	3	94	3	±8	3.0	±8.0	■
ANG Enlisted	26	±3	6	83	10	±5	7.0	±4.0	■
E1 – E4	18	±4	7	79	14	±11	8.0	±9.0	■
E5 – E9	27	±4	6	84	10	±6	7.0	±4.0	■
ANG Officers	27	±3	7	81	11	±6	8.0	±5.0	■
O1 – O3	28	±4	8	81	11	±9	9.0	±8.0	■
O4 – O6	26	±4	7	82	12	±9	8.0	±6.0	■
USAFR Enlisted	18	±2	5	80	15	±6	6.0	±4.0	■
E1 – E4	9	±4	6	69	26	±22	8.0	±19.0	■
E5 – E9	20	±3	5	81	14	±6	6.0	±4.0	■
USAFR Officers	18	±3	3	85	12	±7	3.0	±5.0	■
O1 – O3	18	±4	NR	90	10	±11	NR		■
O4 – O6	18	±3	3	83	13	±8	4.0	±6.0	■

Note. Percent responding are Reserve component spouses who answered the question and whose husband/wife was activated, deployed, and returned home in the past 24 months (Q13/Q14/Q38). Percentage Reporting Yes does not include those who indicated they "Don't know."

NR: Not reportable

40. After your spouse returned home from his/her most recent deployment, did you receive reunion and reintegration support from any of the following sources?

h. Other military-sponsored program

1. Yes

2. No

3. Don't know

	Percent Responding		Percentages			Max ME	Percentage Reporting Yes		
			1	2	3				
MEMBER DEMOGRAPHICS									
Total DoD	24	±1	7	80	14	±2	8.0	±2.0	
ARNG	27	±2	9	75	15	±3	11.0	±2.0	
USAR	20	±2	4	85	11	±4	5.0	±3.0	
USNR	22	±3	7	82	11	±6	8.0	±4.0	
USMCR	23	±3	4	86	11	±6	4.0	±4.0	
ANG	26	±3	3	84	12	±5	4.0	±3.0	
USAFR	18	±2	3	81	16	±5	4.0	±3.0	
Enlisted	24	±1	7	80	14	±2	8.0	±2.0	
E1 – E4	21	±2	8	75	17	±5	10.0	±4.0	
E5 – E9	25	±2	6	81	13	±3	7.0	±2.0	
Officers	23	±1	6	81	13	±3	7.0	±2.0	
O1 – O3	24	±2	6	81	13	±5	7.0	±3.0	
O4 – O6	22	±2	5	82	13	±4	6.0	±3.0	
Reserve Unit	25	±1	7	80	14	±2	8.0	±2.0	
Military Technician	26	±3	7	82	11	±5	8.0	±4.0	
AGR/FTS/AR	14	±2	7	82	12	±5	8.0	±4.0	
IMA	14	±3	1	86	13	±11	1.0	±3.0	
Not Activated Past 24 Months	NA		NA	NA	NA		NA		
Activated Past 24 Months	48	±2	7	80	14	±2	8.0	±2.0	
Not Deployed Past 24 Months	NA		NA	NA	NA		NA		
Deployed Past 24 Months	74	±2	7	80	14	±2	8.0	±2.0	
SPOUSE DEMOGRAPHICS									
Male	14	±3	8	78	14	±7	10.0	±6.0	
Female	25	±1	6	80	14	±2	7.0	±2.0	
No College/Some College	24	±2	7	78	15	±3	8.0	±2.0	
4-Year Degree	23	±2	6	82	12	±3	6.0	±2.0	
Graduate/Professional Degree	23	±2	6	85	9	±5	7.0	±5.0	
Non-Hispanic White	24	±1	6	82	12	±2	7.0	±2.0	
Total Minority	22	±2	8	75	17	±4	9.0	±3.0	
Non-Hispanic Black	20	±3	9	68	23	±8	12.0	±5.0	
Hispanic	24	±3	7	79	14	±6	8.0	±4.0	
30 Years Old or Younger	23	±2	6	77	17	±4	7.0	±2.0	
31 to 40 Years Old	24	±2	6	84	10	±3	6.0	±2.0	
More Than 40 Years Old	24	±2	8	78	14	±3	9.0	±3.0	
FAMILY STATUS									
With Child(ren)	24	±1	6	81	13	±2	7.0	±2.0	
Without Child(ren)	24	±2	8	77	15	±4	9.0	±3.0	

Note. Percent responding are Reserve component spouses who answered the question and whose husband/wife was activated, deployed, and returned home in the past 24 months (Q13/Q14/Q38). Percentage Reporting Yes does not include those who indicated they "Don't know."

NA: Not applicable

40. After your spouse returned home from his/her most recent deployment, did you receive reunion and reintegration support from any of the following sources?

h. Other military-sponsored program

	Percent Responding		Percentages			Max ME	Percentage Reporting Yes		
			1	2	3				
MEMBER COMPONENT BY PAYGRADE									
ARNG Enlisted	27	±2	10	75	15	±3	11.0	±3.0	■
E1 – E4	26	±3	11	70	19	±7	13.0	±6.0	■
E5 – E9	27	±2	9	77	14	±4	11.0	±3.0	■
ARNG Officers	27	±2	8	76	16	±5	10.0	±4.0	■
O1 – O3	28	±4	5	79	16	±8	6.0	±4.0	■
O4 – O6	24	±3	14	74	13	±8	16.0	±9.0	■
USAR Enlisted	19	±2	4	86	11	±5	4.0	±3.0	■
E1 – E4	15	±3	6	84	10	±8	6.0	±7.0	■
E5 – E9	21	±3	3	86	11	±6	4.0	±4.0	■
USAR Officers	22	±2	5	84	11	±5	5.0	±4.0	■
O1 – O3	22	±4	8	82	10	±10	9.0	±9.0	■
O4 – O6	22	±3	2	85	14	±7	2.0	±5.0	■
USNR Enlisted	23	±4	7	82	11	±8	8.0	±5.0	■
E1 – E4	14	±4	4	82	14	±14	5.0	±13.0	■
E5 – E9	25	±4	7	82	11	±9	8.0	±6.0	■
USNR Officers	19	±3	7	82	11	±8	8.0	±6.0	■
O1 – O3	16	±4	7	87	6	±12	7.0	±10.0	■
O4 – O6	21	±4	7	81	12	±10	8.0	±8.0	■
USMCR Enlisted	23	±3	4	83	13	±8	5.0	±6.0	■
E1 – E4	25	±4	4	83	13	±10	4.0	±8.0	■
E5 – E9	22	±5	4	83	13	±12	5.0	±9.0	■
USMCR Officers	21	±3	2	94	4	±7	2.0	±6.0	■
O1 – O3	18	±6	NR	90	10	±20	NR		
O4 – O6	21	±4	3	94	3	±8	3.0	±8.0	■
ANG Enlisted	26	±3	4	84	12	±5	4.0	±4.0	■
E1 – E4	18	±4	4	81	16	±11	4.0	±9.0	■
E5 – E9	27	±4	4	84	12	±6	4.0	±4.0	■
ANG Officers	27	±3	2	84	14	±6	2.0	±3.0	■
O1 – O3	28	±4	6	83	11	±9	7.0	±8.0	■
O4 – O6	26	±4	0	85	15	±9	0.0	±0.0	■
USAFR Enlisted	18	±2	3	80	17	±6	4.0	±4.0	■
E1 – E4	9	±4	7	65	27	±22	NR		
E5 – E9	20	±3	3	81	16	±6	4.0	±4.0	■
USAFR Officers	18	±3	2	85	13	±7	2.0	±4.0	■
O1 – O3	18	±4	2	89	10	±11	2.0	±9.0	■
O4 – O6	18	±3	2	84	14	±8	3.0	±5.0	■

Note. Percent responding are Reserve component spouses who answered the question and whose husband/wife was activated, deployed, and returned home in the past 24 months (Q13/Q14/Q38). Percentage Reporting Yes does not include those who indicated they "Don't know."

NR: Not reportable

40. After your spouse returned home from his/her most recent deployment, did you receive reunion and reintegration support from any of the following sources?

i. Other program

1. Yes

2. No

3. Don't know

	Percent Responding		Percentages			Max ME	Percentage Reporting Yes	
			1	2	3			
MEMBER DEMOGRAPHICS								
Total DoD	21	±1	2	76	22	±2	3.0	±1.0
ARNG	24	±2	3	72	25	±3	4.0	±2.0
USAR	18	±2	2	76	22	±5	3.0	±3.0
USNR	20	±3	2	79	19	±6	3.0	±3.0
USMCR	21	±3	2	81	18	±7	2.0	±4.0
ANG	24	±3	1	84	16	±5	1.0	±1.0
USAFR	16	±2	1	78	21	±5	2.0	±3.0
Enlisted	21	±1	2	75	23	±3	3.0	±1.0
E1 – E4	19	±2	3	71	27	±5	3.0	±2.0
E5 – E9	22	±2	2	77	21	±3	3.0	±1.0
Officers	21	±1	1	79	19	±3	2.0	±2.0
O1 – O3	22	±2	2	80	18	±5	2.0	±3.0
O4 – O6	20	±2	1	80	19	±4	1.0	±2.0
Reserve Unit	23	±1	2	76	22	±2	3.0	±1.0
Military Technician	23	±3	2	78	20	±6	3.0	±2.0
AGR/FTS/AR	13	±2	2	80	19	±6	2.0	±3.0
IMA	13	±3	1	79	20	±12	1.0	±4.0
Not Activated Past 24 Months	NA		NA	NA	NA		NA	
Activated Past 24 Months	43	±2	2	76	22	±2	3.0	±1.0
Not Deployed Past 24 Months	NA		NA	NA	NA		NA	
Deployed Past 24 Months	67	±2	2	76	22	±2	3.0	±1.0
SPOUSE DEMOGRAPHICS								
Male	13	±2	1	73	26	±8	2.0	±3.0
Female	22	±1	2	76	21	±2	3.0	±1.0
No College/Some College	22	±2	3	73	24	±3	3.0	±2.0
4-Year Degree	21	±2	1	79	20	±3	2.0	±1.0
Graduate/Professional Degree	21	±2	1	84	15	±4	2.0	±2.0
Non-Hispanic White	22	±1	1	78	20	±2	2.0	±1.0
Total Minority	20	±2	4	71	26	±4	5.0	±3.0
Non-Hispanic Black	18	±3	6	62	32	±8	8.0	±5.0
Hispanic	22	±3	3	74	23	±6	4.0	±4.0
30 Years Old or Younger	22	±2	2	73	25	±4	2.0	±2.0
31 to 40 Years Old	21	±2	2	80	18	±3	2.0	±1.0
More Than 40 Years Old	21	±2	3	74	23	±3	3.0	±2.0
FAMILY STATUS								
With Child(ren)	21	±1	2	77	21	±2	2.0	±1.0
Without Child(ren)	22	±2	2	74	24	±4	3.0	±2.0

Note. Percent responding are Reserve component spouses who answered the question and whose husband/wife was activated, deployed, and returned home in the past 24 months (Q13/Q14/Q38). Percentage Reporting Yes does not include those who indicated they "Don't know."

NA: Not applicable

40. After your spouse returned home from his/her most recent deployment, did you receive reunion and reintegration support from any of the following sources?


































i. Other program

	Percent Responding		Percentages			Max ME	Percentage Reporting Yes	
			1	2	3			
MEMBER COMPONENT BY PAYGRADE								
ARNG Enlisted	24	±2	3	72	25	±4	4.0	±2.0
E1 – E4	23	±3	3	67	30	±7	4.0	±4.0
E5 – E9	24	±2	3	74	23	±4	4.0	±2.0
ARNG Officers	23	±2	2	76	23	±5	2.0	±2.0
O1 – O3	24	±4	1	78	20	±8	2.0	±4.0
O4 – O6	21	±3	1	76	22	±8	2.0	±5.0
USAR Enlisted	17	±2	2	75	23	±6	3.0	±4.0
E1 – E4	14	±3	3	76	21	±10	3.0	±7.0
E5 – E9	19	±3	2	74	24	±7	3.0	±5.0
USAR Officers	20	±2	2	80	19	±6	2.0	±5.0
O1 – O3	20	±4	3	78	19	±10	4.0	±10.0
O4 – O6	19	±3	0	80	20	±8	0.0	±0.0
USNR Enlisted	21	±3	2	78	20	±8	2.0	±3.0
E1 – E4	13	±4	3	72	25	±15	4.0	±11.0
E5 – E9	22	±4	2	79	19	±9	2.0	±4.0
USNR Officers	17	±3	3	80	17	±9	3.0	±7.0
O1 – O3	15	±4	NR	89	11	±12	NR	
O4 – O6	19	±4	4	77	19	±11	4.0	±9.0
USMCR Enlisted	21	±3	1	79	20	±8	2.0	±5.0
E1 – E4	22	±4	1	80	19	±11	2.0	±10.0
E5 – E9	21	±5	1	78	21	±13	2.0	±8.0
USMCR Officers	19	±3	2	87	10	±8	3.0	±7.0
O1 – O3	17	±6	NR	73	27	±21	NR	
O4 – O6	20	±4	3	90	6	±10	3.0	±9.0
ANG Enlisted	24	±3	1	83	16	±6	1.0	±1.0
E1 – E4	18	±4	1	80	19	±11	1.0	±7.0
E5 – E9	25	±4	1	84	16	±6	1.0	±1.0
ANG Officers	24	±3	1	85	15	±6	1.0	±3.0
O1 – O3	26	±4	2	84	14	±9	2.0	±6.0
O4 – O6	24	±4	0	85	15	±9	0.0	±0.0
USAFR Enlisted	16	±2	2	76	22	±6	2.0	±3.0
E1 – E4	8	±3	NR	67	33	±24	NR	
E5 – E9	18	±2	2	77	21	±7	2.0	±4.0
USAFR Officers	17	±2	0	81	19	±7	0.0	±0.0
O1 – O3	17	±4	NR	82	18	±13	NR	
O4 – O6	16	±3	0	81	19	±9	0.0	±0.0

Note. Percent responding are Reserve component spouses who answered the question and whose husband/wife was activated, deployed, and returned home in the past 24 months (Q13/Q14/Q38). Percentage Reporting Yes does not include those who indicated they "Don't know."





































NR: Not reportable

40. After your spouse returned home from his/her most recent deployment, did you receive any reunion and reintegration support from any of the following sources? Constructed from Q40a-i.

	Percent Responding		Percentages	Max ME	Percentage Reporting Yes
			Yes		
MEMBER DEMOGRAPHICS					
Total DoD	24	±1	56	±2	
ARNG	27	±2	73	±3	
USAR	20	±2	48	±4	
USNR	22	±3	33	±6	
USMCR	23	±3	42	±7	
ANG	26	±3	38	±5	
USAFR	18	±2	44	±5	
Enlisted	24	±1	57	±3	
E1 – E4	21	±2	65	±5	
E5 – E9	25	±2	55	±3	
Officers	24	±1	51	±3	
O1 – O3	24	±2	56	±5	
O4 – O6	22	±2	44	±4	
Reserve Unit	25	±1	57	±2	
Military Technician	26	±3	57	±6	
AGR/FTS/AR	14	±2	55	±7	
IMA	14	±3	15	±8	
Not Activated Past 24 Months	NA		NA		
Activated Past 24 Months	48	±2	56	±2	
Not Deployed Past 24 Months	NA		NA		
Deployed Past 24 Months	75	±2	56	±2	
SPOUSE DEMOGRAPHICS					
Male	14	±3	47	±8	
Female	25	±1	57	±2	
No College/Some College	24	±2	58	±3	
4-Year Degree	23	±2	54	±4	
Graduate/Professional Degree	23	±2	51	±5	
Non-Hispanic White	24	±1	57	±3	
Total Minority	22	±2	55	±5	
Non-Hispanic Black	21	±3	55	±8	
Hispanic	24	±3	57	±7	
30 Years Old or Younger	23	±2	61	±4	
31 to 40 Years Old	24	±2	54	±4	
More Than 40 Years Old	24	±2	54	±4	
FAMILY STATUS					
With Child(ren)	24	±1	55	±3	
Without Child(ren)	24	±2	58	±4	

Note. Percent responding are Reserve component spouses who answered the question and whose husband/wife was activated, deployed, and returned home in the past 24 months (Q13/Q14/Q38).
 NA: Not applicable

40. After your spouse returned home from his/her most recent deployment, did you receive any reunion and reintegration support from any of the following sources? Constructed from Q40a-i.

	Percent Responding		Percentages	Max ME	Percentage Reporting Yes
			Yes		
MEMBER COMPONENT BY PAYGRADE					
ARNG Enlisted	27	±2	73	±4	
E1 – E4	26	±3	77	±6	
E5 – E9	27	±2	71	±5	
ARNG Officers	27	±2	72	±5	
O1 – O3	29	±4	75	±8	
O4 – O6	25	±3	72	±8	
USAR Enlisted	19	±2	50	±6	
E1 – E4	15	±3	47	±10	
E5 – E9	21	±3	51	±6	
USAR Officers	22	±2	43	±6	
O1 – O3	22	±4	40	±10	
O4 – O6	22	±3	40	±8	
USNR Enlisted	24	±4	33	±8	
E1 – E4	14	±4	34	±15	
E5 – E9	26	±4	33	±9	
USNR Officers	19	±3	34	±8	
O1 – O3	16	±4	32	±14	
O4 – O6	21	±4	35	±10	
USMCR Enlisted	24	±3	49	±8	
E1 – E4	25	±4	51	±11	
E5 – E9	23	±5	46	±12	
USMCR Officers	21	±3	20	±8	
O1 – O3	18	±6	15	±20	
O4 – O6	21	±4	21	±10	
ANG Enlisted	26	±3	38	±6	
E1 – E4	18	±4	46	±12	
E5 – E9	27	±4	37	±7	
ANG Officers	27	±3	38	±7	
O1 – O3	29	±4	41	±10	
O4 – O6	26	±4	36	±10	
USAFR Enlisted	18	±2	49	±7	
E1 – E4	9	±4	45	±19	
E5 – E9	20	±3	49	±7	
USAFR Officers	18	±3	32	±8	
O1 – O3	18	±4	31	±13	
O4 – O6	18	±3	32	±9	

Note. Percent responding are Reserve component spouses who answered the question and whose husband/wife was activated, deployed, and returned home in the past 24 months (Q13/Q14/Q38).

41. How much do you agree or disagree that reunion and reintegration support helped...

a. You deal with the effects of deployment-related stress?

1. Strongly disagree
4. Agree

2. Disagree
5. Strongly agree

3. Neither agree nor disagree

	Percent Responding		Percentages					Max ME	Average Agreement		
			1	2	3	4	5				
MEMBER DEMOGRAPHICS											
Total DoD	12	±1	6	10	28	33	23	±3	3.6	±0.1	
ARNG	18	±2	7	12	27	32	22	±3	3.5	±0.1	
USAR	8	±1	7	6	29	32	26	±7	3.6	±0.2	
USNR	7	±2	6	8	26	26	32	±12	3.7	±0.3	
USMCR	9	±2	7	6	23	39	26	±11	3.7	±0.3	
ANG	9	±2	4	8	35	33	19	±9	3.5	±0.2	
USAFR	7	±1	1	5	31	40	23	±8	3.8	±0.2	
Enlisted	13	±1	6	10	27	33	24	±3	3.6	±0.1	
E1 – E4	13	±2	5	12	25	34	24	±6	3.6	±0.2	
E5 – E9	13	±1	6	10	28	32	24	±3	3.6	±0.1	
Officers	11	±1	7	9	34	33	17	±4	3.4	±0.1	
O1 – O3	13	±2	7	11	35	28	19	±7	3.4	±0.2	
O4 – O6	9	±1	7	8	32	36	18	±6	3.5	±0.2	
Reserve Unit	13	±1	6	10	28	32	23	±3	3.5	±0.1	
Military Technician	14	±2	6	11	30	36	18	±7	3.5	±0.2	
AGR/FTS/AR	8	±2	5	5	30	39	20	±9	3.6	±0.2	
IMA	2	±1	NR	NR	28	38	NR	±23	4.1	±0.4	
Not Activated Past 24 Months	NA		NA	NA	NA	NA	NA		NA		
Activated Past 24 Months	25	±2	6	10	28	33	23	±3	3.6	±0.1	
Not Deployed Past 24 Months	NA		NA	NA	NA	NA	NA		NA		
Deployed Past 24 Months	39	±2	6	10	28	33	23	±3	3.6	±0.1	
SPOUSE DEMOGRAPHICS											
Male	6	±2	4	9	36	28	23	±16	3.6	±0.3	
Female	13	±1	6	10	28	33	23	±3	3.6	±0.1	
No College/Some College	13	±1	6	9	27	33	25	±4	3.6	±0.1	
4-Year Degree	12	±2	6	9	31	33	21	±5	3.5	±0.2	
Graduate/Professional Degree	11	±2	9	16	28	31	16	±7	3.3	±0.2	
Non-Hispanic White	13	±1	7	11	30	33	19	±3	3.5	±0.1	
Total Minority	11	±2	5	6	22	33	34	±6	3.9	±0.2	
Non-Hispanic Black	10	±2	4	3	19	30	43	±10	4.1	±0.2	
Hispanic	13	±3	5	6	24	32	32	±9	3.8	±0.2	
30 Years Old or Younger	14	±2	7	9	28	31	25	±5	3.6	±0.2	
31 to 40 Years Old	12	±1	7	12	29	32	20	±4	3.5	±0.1	
More Than 40 Years Old	12	±1	5	9	28	34	23	±4	3.6	±0.1	
FAMILY STATUS											
With Child(ren)	12	±1	6	10	29	32	23	±3	3.6	±0.1	
Without Child(ren)	13	±2	7	9	28	34	22	±5	3.6	±0.2	

Note. Percent responding are Reserve component spouses who answered the question; whose husband/wife was activated, deployed, and returned home in the past 24 months (Q13/Q14/Q38); and who received reunion and reintegration support (Q40).

NR: Not reportable

NA: Not applicable

41. How much do you agree or disagree that reunion and reintegration support helped...

a. You deal with the effects of deployment-related stress?

	Percent Responding		Percentages					Max ME	Average Agreement		
			1	2	3	4	5				
MEMBER COMPONENT BY PAYGRADE											
ARNG Enlisted	19	±2	7	12	26	32	23	±4	3.5	±0.1	
E1 – E4	19	±3	6	13	23	35	22	±8	3.5	±0.2	
E5 – E9	18	±2	7	11	27	31	24	±4	3.5	±0.2	
ARNG Officers	18	±2	8	11	34	31	16	±6	3.4	±0.2	
O1 – O3	20	±3	6	11	35	27	21	±9	3.4	±0.2	
O4 – O6	17	±3	9	11	30	34	15	±11	3.3	±0.3	
USAR Enlisted	8	±2	6	6	27	33	28	±8	3.7	±0.2	
E1 – E4	6	±2	5	5	28	26	36	±15	3.8	±0.4	
E5 – E9	10	±2	6	7	27	35	25	±10	3.7	±0.2	
USAR Officers	9	±2	11	7	33	29	20	±10	3.4	±0.3	
O1 – O3	8	±3	13	11	30	30	17	±17	3.3	±0.4	
O4 – O6	8	±2	8	4	34	29	24	±14	3.6	±0.3	
USNR Enlisted	7	±2	7	9	22	27	35	±16	3.7	±0.4	
E1 – E4	4	±2	NR	NR	NR	18	NR	±25	3.8	±0.5	
E5 – E9	7	±2	8	9	19	28	35	±18	3.7	±0.4	
USNR Officers	6	±2	4	6	37	26	27	±15	3.6	±0.3	
O1 – O3	5	±2	NR	NR	NR	18	18	±25	3.3	±0.5	
O4 – O6	7	±3	4	5	35	27	30	±19	3.7	±0.4	
USMCR Enlisted	11	±3	7	6	21	38	27	±12	3.7	±0.3	
E1 – E4	12	±4	5	9	23	40	23	±16	3.7	±0.4	
E5 – E9	10	±4	9	4	20	36	31	±21	3.8	±0.5	
USMCR Officers	4	±2	5	NR	37	44	14	±22	3.6	±0.4	
O1 – O3	3	±3	NR	NR	NR	NR	NR		NR		
O4 – O6	4	±2	NR	NR	NR	NR	14	±25	3.6	±0.5	
ANG Enlisted	9	±2	4	9	37	30	20	±10	3.5	±0.2	
E1 – E4	8	±3	NR	8	37	33	22	±20	3.7	±0.4	
E5 – E9	9	±2	5	9	37	30	20	±11	3.5	±0.2	
ANG Officers	10	±3	5	6	29	46	14	±12	3.6	±0.2	
O1 – O3	12	±3	7	7	37	30	19	±16	3.5	±0.4	
O4 – O6	9	±3	4	6	24	55	11	±17	3.6	±0.3	
USAFR Enlisted	8	±2	1	5	28	41	25	±10	3.8	±0.2	
E1 – E4	4	±3	NR	NR	NR	NR	NR		3.6	±0.7	
E5 – E9	9	±2	1	4	28	42	25	±10	3.9	±0.2	
USAFR Officers	5	±2	NR	6	41	39	14	±14	3.6	±0.3	
O1 – O3	5	±3	NR	NR	NR	NR	NR		3.5	±0.3	
O4 – O6	6	±2	NR	6	44	32	18	±16	3.6	±0.3	

Note. Percent responding are Reserve component spouses who answered the question; whose husband/wife was activated, deployed, and returned home in the past 24 months (Q13/Q14/Q38); and who received reunion and reintegration support (Q40).

NR: Not reportable

41. How much do you agree or disagree that reunion and reintegration support helped...

b. Your spouse deal with the effects of deployment-related stress?

1. Strongly disagree 2. Disagree 3. Neither agree nor disagree
 4. Agree 5. Strongly agree

	Percent Responding		Percentages					Max ME	Average Agreement		
			1	2	3	4	5				
MEMBER DEMOGRAPHICS											
Total DoD	14	±1	9	11	32	29	19	±3	3.4	±0.1	
ARNG	21	±2	10	12	31	28	18	±3	3.3	±0.1	
USAR	11	±2	8	12	31	26	23	±6	3.4	±0.2	
USNR	8	±2	7	7	23	34	30	±11	3.7	±0.3	
USMCR	11	±2	7	13	28	33	19	±10	3.4	±0.3	
ANG	11	±2	5	9	39	31	15	±7	3.4	±0.2	
USAFR	9	±2	4	7	36	37	17	±7	3.6	±0.2	
Enlisted	15	±1	9	11	30	29	20	±3	3.4	±0.1	
E1 – E4	14	±2	11	10	29	29	21	±6	3.4	±0.2	
E5 – E9	15	±1	8	12	31	30	20	±3	3.4	±0.1	
Officers	14	±1	9	11	37	28	15	±4	3.3	±0.1	
O1 – O3	15	±2	9	11	37	27	16	±6	3.3	±0.2	
O4 – O6	11	±1	8	12	35	28	17	±6	3.3	±0.2	
Reserve Unit	16	±1	9	11	31	29	19	±3	3.4	±0.1	
Military Technician	16	±2	10	11	34	29	16	±6	3.3	±0.2	
AGR/FTS/AR	8	±2	8	9	37	31	15	±8	3.4	±0.2	
IMA	3	±2	NR	NR	42	35	18	±20	3.7	±0.4	
Not Activated Past 24 Months	NA		NA	NA	NA	NA	NA		NA		
Activated Past 24 Months	29	±2	9	11	32	29	19	±3	3.4	±0.1	
Not Deployed Past 24 Months	NA		NA	NA	NA	NA	NA		NA		
Deployed Past 24 Months	45	±2	9	11	32	29	19	±3	3.4	±0.1	
SPOUSE DEMOGRAPHICS											
Male	7	±2	6	10	33	25	26	±12	3.5	±0.3	
Female	15	±1	9	11	32	29	19	±3	3.4	±0.1	
No College/Some College	15	±1	9	11	30	29	21	±4	3.4	±0.1	
4-Year Degree	14	±2	8	11	36	29	16	±4	3.3	±0.1	
Graduate/Professional Degree	13	±2	11	16	30	28	16	±6	3.2	±0.2	
Non-Hispanic White	15	±1	10	12	34	29	16	±3	3.3	±0.1	
Total Minority	13	±2	6	8	26	30	30	±6	3.7	±0.2	
Non-Hispanic Black	11	±2	4	5	28	26	37	±9	3.9	±0.2	
Hispanic	15	±3	6	10	26	30	28	±9	3.6	±0.2	
30 Years Old or Younger	16	±2	8	12	32	27	21	±5	3.4	±0.2	
31 to 40 Years Old	14	±1	11	13	33	27	16	±4	3.2	±0.1	
More Than 40 Years Old	14	±1	7	10	31	32	20	±4	3.5	±0.1	
FAMILY STATUS											
With Child(ren)	14	±1	9	11	32	29	19	±3	3.4	±0.1	
Without Child(ren)	15	±2	8	10	32	31	19	±5	3.4	±0.2	

Note. Percent responding are Reserve component spouses who answered the question; whose husband/wife was activated, deployed, and returned home in the past 24 months (Q13/Q14/Q38); and whose husband/wife received reunion and reintegration support (Q39).

NR: Not reportable

NA: Not applicable

41. How much do you agree or disagree that reunion and reintegration support helped...

b. Your spouse deal with the effects of deployment-related stress?

	Percent Responding		Percentages					Max ME	Average Agreement		
			1	2	3	4	5				
MEMBER COMPONENT BY PAYGRADE											
ARNG Enlisted	20	±2	11	12	29	29	19	±4	3.3	±0.1	
E1 – E4	20	±3	13	10	29	31	18	±8	3.3	±0.2	
E5 – E9	21	±2	10	13	30	27	20	±4	3.3	±0.1	
ARNG Officers	21	±2	10	12	36	28	14	±6	3.2	±0.2	
O1 – O3	22	±3	9	13	35	27	16	±9	3.3	±0.2	
O4 – O6	19	±3	8	15	32	30	15	±10	3.3	±0.3	
USAR Enlisted	11	±2	8	12	30	26	24	±7	3.5	±0.2	
E1 – E4	8	±2	9	9	31	21	30	±13	3.5	±0.3	
E5 – E9	12	±2	7	14	29	28	22	±9	3.4	±0.2	
USAR Officers	11	±2	11	10	35	24	19	±9	3.3	±0.2	
O1 – O3	12	±3	11	10	37	25	18	±14	3.3	±0.4	
O4 – O6	10	±2	10	12	34	22	22	±12	3.3	±0.3	
USNR Enlisted	8	±2	6	6	17	37	33	±14	3.8	±0.3	
E1 – E4	5	±3	NR	NR	20	NR	NR	±24	3.9	±0.5	
E5 – E9	9	±3	7	5	17	38	32	±15	3.8	±0.3	
USNR Officers	8	±2	9	10	35	25	22	±13	3.4	±0.3	
O1 – O3	6	±3	14	10	60	NR	10	±22	2.9	±0.5	
O4 – O6	9	±3	7	10	28	30	25	±16	3.6	±0.4	
USMCR Enlisted	12	±3	7	13	27	33	20	±12	3.5	±0.3	
E1 – E4	16	±4	6	14	32	29	19	±14	3.4	±0.3	
E5 – E9	9	±4	8	13	18	38	22	±20	3.5	±0.5	
USMCR Officers	6	±2	8	8	38	35	11	±17	3.3	±0.4	
O1 – O3	6	±4	NR	NR	NR	NR	NR		NR		
O4 – O6	6	±3	12	9	34	31	13	±23	3.3	±0.5	
ANG Enlisted	11	±2	5	10	40	31	15	±9	3.4	±0.2	
E1 – E4	10	±3	2	14	34	30	19	±17	3.5	±0.4	
E5 – E9	11	±2	6	9	40	31	14	±10	3.4	±0.2	
ANG Officers	12	±3	6	9	38	31	16	±11	3.4	±0.2	
O1 – O3	14	±3	4	6	37	36	17	±14	3.6	±0.3	
O4 – O6	11	±3	8	11	39	28	15	±15	3.3	±0.3	
USAFR Enlisted	9	±2	3	7	33	38	20	±9	3.7	±0.2	
E1 – E4	4	±3	NR	NR	NR	21	NR	±25	NR		
E5 – E9	10	±2	3	6	32	40	19	±9	3.7	±0.2	
USAFR Officers	7	±2	5	7	47	32	9	±11	3.3	±0.3	
O1 – O3	9	±3	7	12	34	47	NR	±19	3.2	±0.4	
O4 – O6	7	±2	5	5	52	26	12	±14	3.4	±0.3	

Note. Percent responding are Reserve component spouses who answered the question; whose husband/wife was activated, deployed, and returned home in the past 24 months (Q13/Q14/Q38); and whose husband/wife received reunion and reintegration support (Q39).

NR: Not reportable

42. Overall, how well do you think readjustment is going for....

a. You?

1. Very poorly
4. Well

2. Poorly
5. Very well

3. Neither well nor poorly

	Percent Responding		Percentages					Max ME	Average Readjustment		
			1	2	3	4	5				
MEMBER DEMOGRAPHICS											
Total DoD	24	±1	4	8	15	38	35	±2	3.9	±0.1	
ARNG	27	±2	5	10	17	37	32	±3	3.8	±0.1	
USAR	20	±2	4	9	16	40	31	±4	3.8	±0.1	
USNR	22	±3	4	7	15	38	36	±7	3.9	±0.2	
USMCR	23	±3	1	9	21	36	33	±7	3.9	±0.2	
ANG	26	±3	1	2	12	37	47	±6	4.3	±0.1	
USAFR	18	±2	1	6	12	41	39	±5	4.1	±0.1	
Enlisted	24	±1	4	8	16	37	35	±3	3.9	±0.1	
E1 – E4	21	±2	6	11	15	37	32	±5	3.8	±0.2	
E5 – E9	25	±2	3	8	16	38	35	±3	3.9	±0.1	
Officers	24	±1	3	7	14	38	38	±3	4.0	±0.1	
O1 – O3	25	±2	4	7	13	38	38	±5	4.0	±0.2	
O4 – O6	22	±2	3	6	13	38	41	±4	4.1	±0.1	
Reserve Unit	26	±1	4	8	15	37	35	±2	3.9	±0.1	
Military Technician	26	±3	2	5	13	38	42	±6	4.1	±0.1	
AGR/FTS/AR	14	±2	2	6	15	44	34	±7	4.0	±0.1	
IMA	14	±3	1	5	16	32	47	±11	4.2	±0.2	
Not Activated Past 24 Months	NA		NA	NA	NA	NA	NA		NA		
Activated Past 24 Months	48	±2	4	8	15	38	35	±2	3.9	±0.1	
Not Deployed Past 24 Months	NA		NA	NA	NA	NA	NA		NA		
Deployed Past 24 Months	75	±2	4	8	15	38	35	±2	3.9	±0.1	
SPOUSE DEMOGRAPHICS											
Male	14	±3	5	7	17	34	37	±8	3.9	±0.2	
Female	25	±1	4	8	15	38	35	±2	3.9	±0.1	
No College/Some College	24	±2	4	9	16	37	34	±3	3.9	±0.1	
4-Year Degree	23	±2	3	6	15	41	36	±4	4.0	±0.1	
Graduate/Professional Degree	23	±2	4	8	14	37	38	±5	4.0	±0.1	
Non-Hispanic White	24	±1	3	8	15	37	37	±3	4.0	±0.1	
Total Minority	22	±2	5	9	18	38	31	±4	3.8	±0.1	
Non-Hispanic Black	20	±3	4	11	22	33	30	±8	3.7	±0.2	
Hispanic	25	±3	4	8	15	40	32	±7	3.9	±0.2	
30 Years Old or Younger	23	±2	3	8	15	37	38	±4	4.0	±0.1	
31 to 40 Years Old	24	±2	4	9	15	39	33	±4	3.9	±0.1	
More Than 40 Years Old	24	±2	4	7	16	37	36	±3	3.9	±0.1	
FAMILY STATUS											
With Child(ren)	24	±1	4	8	16	39	33	±3	3.9	±0.1	
Without Child(ren)	24	±2	3	6	15	35	41	±4	4.1	±0.1	

Note. Percent responding are Reserve component spouses who answered the question and whose husband/wife was activated, deployed, and returned home in the past 24 months (Q13/Q14/Q38).

NA: Not applicable

42. Overall, how well do you think readjustment is going for....

a. You?

	Percent Responding		Percentages					Max ME	Average Readjustment		
			1	2	3	4	5				
MEMBER COMPONENT BY PAYGRADE											
ARNG Enlisted	27	±2	5	10	17	36	31	±4	3.8	±0.1	
E1 – E4	26	±3	7	12	15	34	32	±7	3.7	±0.2	
E5 – E9	27	±2	4	9	18	37	31	±4	3.8	±0.1	
ARNG Officers	27	±2	5	8	14	37	36	±5	3.9	±0.2	
O1 – O3	29	±4	5	9	12	38	37	±8	3.9	±0.2	
O4 – O6	25	±3	5	7	14	32	42	±9	4.0	±0.2	
USAR Enlisted	19	±2	4	11	17	40	29	±6	3.8	±0.2	
E1 – E4	15	±3	5	11	14	45	25	±10	3.7	±0.2	
E5 – E9	20	±3	4	11	18	38	30	±7	3.8	±0.2	
USAR Officers	23	±2	4	6	15	38	36	±6	4.0	±0.2	
O1 – O3	22	±4	6	6	14	41	32	±10	3.9	±0.3	
O4 – O6	23	±3	2	5	16	37	39	±8	4.1	±0.2	
USNR Enlisted	24	±4	4	7	16	38	35	±9	3.9	±0.2	
E1 – E4	15	±4	6	2	19	40	33	±16	3.9	±0.4	
E5 – E9	26	±4	4	8	15	38	35	±10	3.9	±0.2	
USNR Officers	19	±3	3	7	13	37	40	±9	4.0	±0.2	
O1 – O3	15	±4	6	10	9	22	52	±14	4.0	±0.4	
O4 – O6	21	±4	2	6	15	42	36	±10	4.0	±0.2	
USMCR Enlisted	24	±3	1	11	22	35	32	±8	3.9	±0.2	
E1 – E4	25	±4	1	8	20	32	39	±11	4.0	±0.3	
E5 – E9	23	±5	1	14	23	37	25	±12	3.7	±0.3	
USMCR Officers	22	±3	2	3	19	40	36	±9	4.1	±0.2	
O1 – O3	18	±6	NR	NR	26	39	35	±21	4.1	±0.4	
O4 – O6	22	±4	2	3	17	39	39	±11	4.1	±0.2	
ANG Enlisted	26	±3	1	2	12	36	48	±7	4.3	±0.1	
E1 – E4	19	±4	2	5	11	37	45	±12	4.2	±0.3	
E5 – E9	27	±4	1	2	12	36	48	±8	4.3	±0.2	
ANG Officers	27	±3	1	4	11	41	43	±7	4.2	±0.2	
O1 – O3	29	±4	1	4	12	40	43	±10	4.2	±0.2	
O4 – O6	26	±4	2	3	11	41	43	±10	4.2	±0.2	
USAFR Enlisted	18	±2	2	6	13	41	38	±7	4.1	±0.2	
E1 – E4	9	±4	4	8	11	47	29	±19	3.9	±0.4	
E5 – E9	20	±3	1	6	14	41	39	±7	4.1	±0.2	
USAFR Officers	18	±3	1	7	9	39	44	±8	4.2	±0.2	
O1 – O3	18	±4	NR	4	13	43	41	±13	4.2	±0.2	
O4 – O6	18	±3	1	8	8	38	44	±9	4.2	±0.2	

Note. Percent responding are Reserve component spouses who answered the question and whose husband/wife was activated, deployed, and returned home in the past 24 months (Q13/Q14/Q38).

NR: Not reportable

42. Overall, how well do you think readjustment is going for....

b. Your spouse?

1. Very poorly
4. Well

2. Poorly
5. Very well

3. Neither well nor poorly

	Percent Responding		Percentages					Max ME	Average Readjustment		
			1	2	3	4	5				
MEMBER DEMOGRAPHICS											
Total DoD	24	±1	7	10	16	36	31	±2	3.8	±0.1	
ARNG	27	±2	9	12	17	35	27	±3	3.6	±0.1	
USAR	20	±2	6	13	17	35	28	±4	3.7	±0.1	
USNR	23	±3	5	8	15	38	35	±7	3.9	±0.2	
USMCR	23	±3	4	12	19	35	30	±7	3.8	±0.2	
ANG	26	±3	2	3	13	37	44	±6	4.2	±0.1	
USAFR	18	±2	4	5	14	40	37	±5	4.0	±0.1	
Enlisted	24	±1	7	11	17	35	30	±3	3.7	±0.1	
E1 – E4	21	±2	12	11	18	33	25	±5	3.5	±0.2	
E5 – E9	25	±2	6	10	16	36	31	±3	3.8	±0.1	
Officers	24	±1	4	7	14	38	37	±3	4.0	±0.1	
O1 – O3	25	±2	5	9	12	39	35	±5	3.9	±0.2	
O4 – O6	22	±2	3	6	14	37	40	±4	4.1	±0.1	
Reserve Unit	26	±1	7	10	17	35	31	±2	3.7	±0.1	
Military Technician	26	±3	4	7	14	36	39	±6	4.0	±0.2	
AGR/FTS/AR	14	±2	4	9	13	44	30	±7	3.9	±0.2	
IMA	14	±3	3	5	15	33	44	±11	4.1	±0.2	
Not Activated Past 24 Months	NA		NA	NA	NA	NA	NA		NA		
Activated Past 24 Months	49	±2	7	10	16	36	31	±2	3.8	±0.1	
Not Deployed Past 24 Months	NA		NA	NA	NA	NA	NA		NA		
Deployed Past 24 Months	75	±2	7	10	16	36	31	±2	3.8	±0.1	
SPOUSE DEMOGRAPHICS											
Male	14	±3	8	8	17	33	34	±8	3.8	±0.2	
Female	25	±1	7	10	16	36	31	±2	3.8	±0.1	
No College/Some College	24	±2	8	10	17	35	29	±3	3.7	±0.1	
4-Year Degree	23	±2	4	8	15	38	34	±4	3.9	±0.1	
Graduate/Professional Degree	23	±2	5	9	16	36	35	±5	3.9	±0.1	
Non-Hispanic White	24	±1	6	9	15	36	33	±3	3.8	±0.1	
Total Minority	22	±2	8	11	19	35	27	±4	3.6	±0.2	
Non-Hispanic Black	21	±4	6	12	21	37	24	±8	3.6	±0.2	
Hispanic	25	±3	9	10	17	36	29	±6	3.7	±0.2	
30 Years Old or Younger	23	±2	7	10	17	35	32	±4	3.8	±0.1	
31 to 40 Years Old	24	±2	6	11	16	37	31	±4	3.8	±0.1	
More Than 40 Years Old	24	±2	7	9	17	35	32	±3	3.8	±0.1	
FAMILY STATUS											
With Child(ren)	24	±1	7	10	17	37	30	±3	3.7	±0.1	
Without Child(ren)	24	±2	6	9	15	34	37	±4	3.9	±0.1	

Note. Percent responding are Reserve component spouses who answered the question and whose husband/wife was activated, deployed, and returned home in the past 24 months (Q13/Q14/Q38).

NA: Not applicable

42. Overall, how well do you think readjustment is going for....
 b. Your spouse?

	Percent Responding		Percentages					Max ME	Average Readjustment		
			1	2	3	4	5				
MEMBER COMPONENT BY PAYGRADE											
ARNG Enlisted	27	±2	10	12	18	34	25	±4	3.5	±0.1	
E1 – E4	26	±3	15	11	19	32	23	±6	3.4	±0.2	
E5 – E9	27	±2	8	13	18	35	27	±4	3.6	±0.1	
ARNG Officers	28	±2	6	9	14	37	33	±5	3.8	±0.2	
O1 – O3	29	±4	6	10	11	40	32	±8	3.8	±0.2	
O4 – O6	25	±3	5	9	15	31	40	±9	3.9	±0.2	
USAR Enlisted	19	±2	7	15	18	35	25	±6	3.6	±0.2	
E1 – E4	15	±3	7	19	16	39	20	±10	3.5	±0.3	
E5 – E9	21	±3	7	14	19	33	27	±6	3.6	±0.2	
USAR Officers	22	±2	4	8	15	37	35	±6	3.9	±0.2	
O1 – O3	22	±4	6	9	15	39	30	±10	3.8	±0.3	
O4 – O6	22	±3	1	8	16	35	39	±8	4.0	±0.2	
USNR Enlisted	24	±4	6	9	14	38	33	±9	3.8	±0.2	
E1 – E4	15	±4	6	3	26	32	32	±16	3.8	±0.4	
E5 – E9	27	±4	6	9	13	39	33	±10	3.8	±0.2	
USNR Officers	19	±3	3	5	16	37	40	±9	4.1	±0.2	
O1 – O3	15	±4	8	7	14	17	54	±14	4.0	±0.4	
O4 – O6	20	±4	1	4	16	43	36	±10	4.1	±0.2	
USMCR Enlisted	24	±3	5	13	20	34	28	±8	3.7	±0.2	
E1 – E4	25	±4	3	10	18	36	33	±11	3.9	±0.3	
E5 – E9	23	±5	6	16	21	33	23	±12	3.5	±0.3	
USMCR Officers	21	±3	3	7	15	39	37	±9	4.0	±0.2	
O1 – O3	18	±6	NR	10	15	45	30	±21	3.9	±0.4	
O4 – O6	22	±4	3	6	13	37	40	±11	4.0	±0.3	
ANG Enlisted	26	±3	3	3	14	36	44	±7	4.2	±0.2	
E1 – E4	19	±4	4	5	14	29	48	±12	4.1	±0.3	
E5 – E9	27	±4	3	3	14	37	44	±8	4.2	±0.2	
ANG Officers	27	±3	2	3	11	41	42	±7	4.2	±0.2	
O1 – O3	29	±4	2	6	12	38	42	±10	4.1	±0.2	
O4 – O6	26	±4	2	2	11	43	42	±10	4.2	±0.2	
USAFR Enlisted	18	±2	4	6	16	39	35	±7	4.0	±0.2	
E1 – E4	9	±4	9	10	21	26	34	±20	3.7	±0.5	
E5 – E9	20	±3	3	6	15	41	35	±7	4.0	±0.2	
USAFR Officers	18	±3	3	2	11	40	44	±8	4.2	±0.2	
O1 – O3	18	±4	NR	NR	9	45	45	±13	4.4	±0.2	
O4 – O6	18	±3	4	2	12	39	43	±9	4.1	±0.2	

Note. Percent responding are Reserve component spouses who answered the question and whose husband/wife was activated, deployed, and returned home in the past 24 months (Q13/Q14/Q38).
 NR: Not reportable

43. During your spouse's most recent deployment, did you have any children ages 18 or under living with you either part-time or full-time?

1. Yes, one child

2. Yes, more than one child


































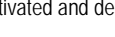



3. No

	Percent Responding		Percentages			Max ME	Percentage With Children		
			1	2	3				
MEMBER DEMOGRAPHICS									
Total DoD	32	±1	26	44	31	±2	69.0	±2.0	
ARNG	38	±2	27	43	30	±3	70.0	±3.0	
USAR	27	±2	23	43	34	±4	66.0	±4.0	
USNR	31	±3	30	42	28	±6	72.0	±6.0	
USMCR	31	±3	26	33	40	±6	60.0	±6.0	
ANG	29	±3	25	47	27	±6	73.0	±5.0	
USAFR	23	±2	25	45	29	±5	71.0	±5.0	
Enlisted	32	±2	27	42	31	±3	69.0	±2.0	
E1 – E4	30	±3	28	36	35	±5	65.0	±5.0	
E5 – E9	32	±2	27	43	30	±3	70.0	±3.0	
Officers	31	±2	21	50	28	±3	72.0	±3.0	
O1 – O3	33	±3	22	46	32	±5	68.0	±5.0	
O4 – O6	29	±2	21	54	25	±4	75.0	±4.0	
Reserve Unit	34	±2	26	43	31	±2	69.0	±2.0	
Military Technician	31	±3	26	41	33	±6	67.0	±5.0	
AGR/FTS/AR	18	±3	27	50	22	±7	78.0	±7.0	
IMA	19	±4	17	56	27	±10	73.0	±9.0	
Not Activated Past 24 Months	NA		NA	NA	NA		NA		
Activated Past 24 Months	64	±2	26	44	31	±2	69.0	±2.0	
Not Deployed Past 24 Months	NA		NA	NA	NA		NA		
Deployed Past 24 Months	99	±1	26	44	31	±2	69.0	±2.0	
SPOUSE DEMOGRAPHICS									
Male	17	±3	26	25	49	±9	51.0	±7.0	
Female	34	±2	26	45	29	±2	71.0	±2.0	
No College/Some College	32	±2	28	43	29	±3	71.0	±3.0	
4-Year Degree	32	±2	23	44	32	±4	68.0	±4.0	
Graduate/Professional Degree	29	±3	24	42	34	±5	66.0	±5.0	
Non-Hispanic White	33	±2	26	44	30	±3	70.0	±2.0	
Total Minority	28	±2	27	41	32	±4	68.0	±4.0	
Non-Hispanic Black	26	±4	31	37	32	±7	68.0	±7.0	
Hispanic	31	±4	24	46	30	±6	70.0	±6.0	
30 Years Old or Younger	33	±3	31	28	41	±4	59.0	±4.0	
31 to 40 Years Old	31	±2	21	62	16	±3	84.0	±3.0	
More Than 40 Years Old	31	±2	27	38	35	±3	65.0	±3.0	
FAMILY STATUS									
With Child(ren)	31	±2	33	58	9	±3	91.0	±2.0	
Without Child(ren)	32	±3	4	2	94	±3	6.0	±3.0	

Note. Percent responding are Reserve component spouses who answered the question and whose husband/wife was activated and deployed in the past 24 months (Q13/Q14).


































NA: Not applicable

43. During your spouse's most recent deployment, did you have any children ages 18 or under living with you either part-time or full-time?

	Percent Responding		Percentages			Max ME	Percentage With Children		
			1	2	3				
MEMBER COMPONENT BY PAYGRADE									
ARNG Enlisted	38	±3	28	42	30	±4	70.0	±4.0	
E1 – E4	39	±4	29	38	33	±7	67.0	±6.0	
E5 – E9	37	±3	28	43	29	±4	71.0	±4.0	
ARNG Officers	38	±3	21	49	30	±5	70.0	±5.0	
O1 – O3	41	±5	21	46	33	±8	67.0	±7.0	
O4 – O6	33	±4	23	53	24	±8	76.0	±8.0	
USAR Enlisted	25	±3	23	43	35	±5	65.0	±5.0	
E1 – E4	20	±3	27	41	33	±10	67.0	±10.0	
E5 – E9	28	±3	22	43	35	±6	65.0	±6.0	
USAR Officers	31	±3	22	45	33	±6	67.0	±5.0	
O1 – O3	28	±4	23	44	32	±10	68.0	±9.0	
O4 – O6	31	±4	19	47	33	±7	67.0	±7.0	
USNR Enlisted	32	±4	32	39	29	±8	71.0	±7.0	
E1 – E4	22	±5	24	23	53	±13	47.0	±13.0	
E5 – E9	34	±5	34	41	25	±9	75.0	±8.0	
USNR Officers	28	±4	23	51	27	±8	73.0	±7.0	
O1 – O3	23	±5	28	46	26	±12	74.0	±11.0	
O4 – O6	31	±5	21	52	27	±9	73.0	±9.0	
USMCR Enlisted	32	±4	29	26	45	±7	55.0	±7.0	
E1 – E4	34	±5	33	13	54	±10	46.0	±10.0	
E5 – E9	30	±5	25	38	37	±11	63.0	±11.0	
USMCR Officers	28	±4	16	61	23	±8	77.0	±7.0	
O1 – O3	27	±7	36	20	44	±16	56.0	±16.0	
O4 – O6	28	±5	13	71	16	±10	84.0	±9.0	
ANG Enlisted	29	±4	26	45	28	±7	72.0	±6.0	
E1 – E4	23	±4	25	32	43	±11	57.0	±11.0	
E5 – E9	29	±4	26	47	27	±7	73.0	±6.0	
ANG Officers	31	±3	21	56	23	±7	77.0	±6.0	
O1 – O3	33	±4	23	49	29	±9	71.0	±9.0	
O4 – O6	30	±5	20	60	20	±9	80.0	±9.0	
USAFR Enlisted	24	±3	27	41	32	±6	68.0	±6.0	
E1 – E4	13	±4	25	46	30	±18	70.0	±18.0	
E5 – E9	26	±3	27	40	33	±6	67.0	±6.0	
USAFR Officers	21	±3	21	58	21	±7	79.0	±6.0	
O1 – O3	20	±4	13	56	31	±12	69.0	±12.0	
O4 – O6	21	±3	24	58	18	±9	82.0	±7.0	





































Note. Percent responding are Reserve component spouses who answered the question and whose husband/wife was activated and deployed in the past 24 months (Q13/Q14).

44. Did you use child care during your spouse's most recent deployment?

	Percent Responding		Percentages	Max ME	Percentage Reporting Yes
			Yes		
MEMBER DEMOGRAPHICS					
Total DoD	22	±1	63	±3	
ARNG	26	±2	62	±4	
USAR	18	±2	64	±5	
USNR	22	±3	59	±8	
USMCR	19	±3	63	±8	
ANG	21	±3	65	±7	
USAFR	16	±2	64	±6	
Enlisted	22	±2	62	±3	
E1 – E4	19	±2	61	±6	
E5 – E9	23	±2	62	±4	
Officers	23	±2	66	±3	
O1 – O3	22	±3	77	±5	
O4 – O6	22	±2	61	±4	
Reserve Unit	23	±1	63	±3	
Military Technician	21	±3	59	±7	
AGR/FTS/AR	14	±2	62	±8	
IMA	14	±3	64	±11	
Not Activated Past 24 Months	NA		NA		
Activated Past 24 Months	45	±2	63	±3	
Not Deployed Past 24 Months	NA		NA		
Deployed Past 24 Months	69	±2	63	±3	
SPOUSE DEMOGRAPHICS					
Male	9	±2	77	±9	
Female	24	±1	62	±3	
No College/Some College	23	±2	56	±4	
4-Year Degree	22	±2	72	±4	
Graduate/Professional Degree	19	±2	76	±5	
Non-Hispanic White	23	±2	64	±3	
Total Minority	19	±2	60	±5	
Non-Hispanic Black	18	±3	62	±9	
Hispanic	22	±3	61	±8	
30 Years Old or Younger	19	±2	70	±5	
31 to 40 Years Old	26	±2	70	±4	
More Than 40 Years Old	20	±2	50	±4	
FAMILY STATUS					
With Child(ren)	28	±2	64	±3	
Without Child(ren)	2	±1	34	±16	

Note. Percent responding are Reserve component spouses who answered the question, whose husband/wife was activated and deployed in the past 24 months (Q13/ Q14), and who had a child or children under 19 living with them during their husband/wife's most recent deployment (Q43).
 NA: Not applicable

44. Did you use child care during your spouse's most recent deployment?

	Percent Responding		Percentages	Max ME	Percentage Reporting Yes
			Yes		
MEMBER COMPONENT BY PAYGRADE					
ARNG Enlisted	26	±2	61	±4	
E1 – E4	26	±4	61	±8	
E5 – E9	27	±3	61	±5	
ARNG Officers	26	±3	69	±5	
O1 – O3	27	±5	80	±8	
O4 – O6	25	±4	62	±9	
USAR Enlisted	16	±2	63	±7	
E1 – E4	13	±3	63	±12	
E5 – E9	18	±3	63	±8	
USAR Officers	21	±3	66	±6	
O1 – O3	19	±4	75	±11	
O4 – O6	21	±3	61	±9	
USNR Enlisted	23	±4	55	±10	
E1 – E4	10	±4	49	±17	
E5 – E9	26	±5	56	±11	
USNR Officers	21	±3	70	±9	
O1 – O3	17	±4	63	±13	
O4 – O6	22	±4	72	±10	
USMCR Enlisted	18	±3	61	±10	
E1 – E4	16	±4	56	±14	
E5 – E9	19	±5	66	±13	
USMCR Officers	22	±4	67	±9	
O1 – O3	15	±6	70	±22	
O4 – O6	23	±5	65	±11	
ANG Enlisted	20	±3	66	±8	
E1 – E4	13	±4	70	±15	
E5 – E9	21	±4	65	±9	
ANG Officers	24	±3	61	±8	
O1 – O3	24	±4	75	±11	
O4 – O6	24	±4	54	±10	
USAFR Enlisted	16	±2	65	±7	
E1 – E4	9	±4	74	±18	
E5 – E9	17	±3	64	±8	
USAFR Officers	17	±3	61	±8	
O1 – O3	14	±4	71	±15	
O4 – O6	18	±3	58	±9	

Note. Percent responding are Reserve component spouses who answered the question, whose husband/wife was activated and deployed in the past 24 months (Q13/Q14), and who had a child or children under 19 living with them during their husband/wife's most recent deployment (Q43).

44. To what extent has your need for child care changed as a result of your spouse being deployed?

1. Greatly decreased 2. Somewhat decreased 3. Has not changed
 4. Somewhat increased 5. Greatly increased

	Percent Responding		Percentages					Max ME	Average Change		
			1	2	3	4	5				
MEMBER DEMOGRAPHICS											
Total DoD	14	±1	1	1	24	37	38	±3	4.1	±0.1	
ARNG	16	±2	0	1	25	36	38	±5	4.1	±0.1	
USAR	11	±2	0	1	20	34	45	±6	4.2	±0.1	
USNR	13	±2	1	1	27	33	38	±9	4.1	±0.2	
USMCR	12	±2	0	0	20	35	44	±10	4.2	±0.2	
ANG	14	±3	2	0	23	45	30	±9	4.0	±0.2	
USAFR	10	±2	0	0	32	39	29	±7	4.0	±0.2	
Enlisted	13	±1	1	1	25	35	39	±4	4.1	±0.1	
E1 – E4	12	±2	1	1	21	37	40	±8	4.1	±0.2	
E5 – E9	14	±2	1	1	26	35	38	±4	4.1	±0.1	
Officers	15	±1	0	1	23	42	34	±4	4.1	±0.1	
O1 – O3	17	±2	0	1	23	39	37	±7	4.1	±0.1	
O4 – O6	13	±2	0	0	23	46	31	±5	4.1	±0.1	
Reserve Unit	15	±1	1	1	24	36	38	±3	4.1	±0.1	
Military Technician	12	±3	1	0	19	47	33	±9	4.1	±0.2	
AGR/FTS/AR	8	±2	0	1	27	43	29	±10	4.0	±0.2	
IMA	9	±3	1	0	21	48	30	±15	4.1	±0.2	
Not Activated Past 24 Months	NA		NA	NA	NA	NA	NA		NA		
Activated Past 24 Months	28	±2	1	1	24	37	38	±3	4.1	±0.1	
Not Deployed Past 24 Months	NA		NA	NA	NA	NA	NA		NA		
Deployed Past 24 Months	43	±2	1	1	24	37	38	±3	4.1	±0.1	
SPOUSE DEMOGRAPHICS											
Male	7	±2	1	1	27	21	49	±13	4.2	±0.3	
Female	15	±1	1	1	24	38	37	±3	4.1	±0.1	
No College/Some College	13	±1	1	1	26	33	39	±5	4.1	±0.1	
4-Year Degree	15	±2	0	0	24	40	35	±5	4.1	±0.1	
Graduate/Professional Degree	15	±2	0	0	18	44	38	±6	4.2	±0.1	
Non-Hispanic White	15	±1	1	1	24	39	35	±4	4.1	±0.1	
Total Minority	12	±2	1	1	25	30	44	±6	4.2	±0.2	
Non-Hispanic Black	11	±3	1	0	30	31	38	±12	4.0	±0.2	
Hispanic	13	±3	0	1	22	31	45	±10	4.2	±0.2	
30 Years Old or Younger	14	±2	1	1	20	32	46	±6	4.2	±0.2	
31 to 40 Years Old	18	±2	0	1	22	39	37	±4	4.1	±0.1	
More Than 40 Years Old	10	±2	1	0	32	38	30	±6	4.0	±0.1	
FAMILY STATUS											
With Child(ren)	18	±1	1	1	24	37	38	±3	4.1	±0.1	
Without Child(ren)	1	±1	NR	NR	40	NR	27	±22	3.9	±0.3	

Note. Percent responding are Reserve component spouses who answered the question, whose husband/wife was activated and deployed in the past 24 months (Q13/Q14), who had a child or children under 19 living with them during their husband/wife's most recent deployment (Q43), and who used child care (Q44).
 NR: Not reportable NA: Not applicable

44. To what extent has your need for child care changed as a result of your spouse being deployed?

	Percent Responding		Percentages					Max ME	Average Change		
			1	2	3	4	5				
MEMBER COMPONENT BY PAYGRADE											
ARNG Enlisted	16	±2	0	1	26	35	38	±5	4.1	±0.1	
E1 – E4	16	±3	1	1	21	37	40	±10	4.2	±0.2	
E5 – E9	16	±2	0	1	29	33	37	±7	4.1	±0.2	
ARNG Officers	18	±3	0	0	22	40	37	±7	4.1	±0.1	
O1 – O3	22	±4	0	0	19	40	40	±10	4.2	±0.2	
O4 – O6	15	±3	0	0	25	40	35	±12	4.1	±0.2	
USAR Enlisted	10	±2	1	1	19	32	48	±8	4.3	±0.2	
E1 – E4	8	±3	2	2	19	33	45	±16	4.2	±0.3	
E5 – E9	11	±2	0	1	19	31	49	±9	4.3	±0.2	
USAR Officers	14	±2	0	1	22	40	37	±8	4.1	±0.2	
O1 – O3	14	±4	0	3	20	31	46	±13	4.2	±0.3	
O4 – O6	13	±3	0	0	20	48	31	±11	4.1	±0.2	
USNR Enlisted	13	±3	2	1	29	29	38	±12	4.0	±0.2	
E1 – E4	5	±3	NR	NR	NR	NR	NR		4.5	±0.4	
E5 – E9	14	±4	2	1	31	30	36	±13	4.0	±0.3	
USNR Officers	14	±3	0	1	21	40	38	±11	4.1	±0.2	
O1 – O3	10	±4	NR	6	19	41	34	±17	4.0	±0.3	
O4 – O6	16	±4	0	0	21	40	39	±13	4.2	±0.2	
USMCR Enlisted	11	±3	NR	NR	20	30	50	±12	4.3	±0.2	
E1 – E4	9	±3	NR	NR	22	34	44	±19	4.2	±0.3	
E5 – E9	13	±4	NR	NR	19	28	53	±17	4.3	±0.3	
USMCR Officers	15	±3	1	0	21	47	31	±11	4.1	±0.2	
O1 – O3	11	±5	NR	NR	NR	NR	NR		4.1	±0.4	
O4 – O6	15	±4	NR	NR	22	47	31	±14	4.1	±0.2	
ANG Enlisted	13	±3	2	0	22	43	33	±10	4.1	±0.2	
E1 – E4	9	±3	3	NR	35	45	17	±17	3.7	±0.3	
E5 – E9	14	±3	2	0	21	43	34	±11	4.1	±0.2	
ANG Officers	14	±3	1	0	27	53	20	±10	3.9	±0.2	
O1 – O3	18	±4	NR	NR	35	47	18	±13	3.8	±0.2	
O4 – O6	13	±4	1	NR	21	57	21	±14	4.0	±0.2	
USAFR Enlisted	10	±2	0	0	33	37	31	±9	4.0	±0.2	
E1 – E4	7	±3	NR	NR	24	NR	33	±23	4.1	±0.4	
E5 – E9	11	±2	0	0	34	36	30	±10	4.0	±0.2	
USAFR Officers	10	±2	0	1	30	45	24	±10	3.9	±0.2	
O1 – O3	10	±3	NR	3	43	37	16	±18	3.7	±0.3	
O4 – O6	10	±3	NR	NR	27	48	26	±12	4.0	±0.2	

Note. Percent responding are Reserve component spouses who answered the question, whose husband/wife was activated and deployed in the past 24 months (Q13/ Q14), who had a child or children under 19 living with them during their husband/wife's most recent deployment (Q43), and who used child care (Q44).
NR: Not reportable

45. What age was the one child most impacted by your spouse's deployment?

1. Less than 1 year old 2. 1 year to under 2 years old 3. 2-5 years old
 4. 6-13 years old 5. 14-18 years old

	Percent Responding		Percentages					Max ME	Average Age		
			1	2	3	4	5				
MEMBER DEMOGRAPHICS											
Total DoD	21	±1	7	5	28	42	18	±3	7.7	±0.3	
ARNG	25	±2	8	6	30	39	18	±4	7.4	±0.4	
USAR	17	±2	8	4	26	42	20	±5	8.0	±0.5	
USNR	21	±3	6	3	21	54	17	±7	8.6	±0.7	
USMCR	18	±3	13	8	37	31	11	±8	5.7	±0.7	
ANG	21	±3	5	3	29	47	16	±7	8.0	±0.7	
USAFR	16	±2	6	3	26	43	22	±6	8.4	±0.6	
Enlisted	21	±2	8	5	29	40	17	±3	7.5	±0.3	
E1 – E4	18	±2	14	9	37	32	9	±6	5.5	±0.6	
E5 – E9	22	±2	6	4	27	43	20	±4	8.1	±0.4	
Officers	22	±2	5	3	23	48	21	±4	8.6	±0.3	
O1 – O3	22	±3	8	5	36	40	11	±6	6.5	±0.5	
O4 – O6	21	±2	2	1	18	53	26	±4	9.7	±0.4	
Reserve Unit	23	±1	8	5	29	41	18	±3	7.6	±0.3	
Military Technician	21	±3	8	3	24	43	22	±7	8.6	±0.7	
AGR/FTS/AR	13	±2	5	5	20	48	22	±8	8.8	±0.9	
IMA	13	±3	3	2	17	51	25	±12	9.5	±1.0	
Not Activated Past 24 Months	NA		NA	NA	NA	NA	NA		NA		
Activated Past 24 Months	43	±2	7	5	28	42	18	±3	7.7	±0.3	
Not Deployed Past 24 Months	NA		NA	NA	NA	NA	NA		NA		
Deployed Past 24 Months	67	±2	7	5	28	42	18	±3	7.7	±0.3	
SPOUSE DEMOGRAPHICS											
Male	9	±2	4	6	24	47	18	±18	8.1	±1.1	
Female	23	±1	7	5	28	42	18	±3	7.7	±0.3	
No College/Some College	22	±2	8	5	28	40	19	±4	7.7	±0.4	
4-Year Degree	21	±2	5	4	30	44	17	±4	7.8	±0.4	
Graduate/Professional Degree	19	±2	8	4	26	45	17	±6	7.6	±0.6	
Non-Hispanic White	22	±2	6	5	28	42	19	±3	7.9	±0.3	
Total Minority	19	±2	10	5	29	40	16	±5	7.3	±0.5	
Non-Hispanic Black	17	±3	9	5	28	37	20	±9	7.6	±1.0	
Hispanic	21	±3	8	4	33	40	14	±8	7.1	±0.7	
30 Years Old or Younger	19	±2	19	12	50	18	1	±5	3.3	±0.3	
31 to 40 Years Old	25	±2	4	4	30	52	11	±4	7.4	±0.3	
More Than 40 Years Old	19	±2	4	1	12	46	38	±4	11.0	±0.5	
FAMILY STATUS											
With Child(ren)	28	±2	7	5	28	42	18	±3	7.7	±0.3	
Without Child(ren)	2	±1	NR	3	22	36	18	±20	7.2	±2.3	

Note. Percent responding are Reserve component spouses who answered the question, whose husband/wife was activated and deployed in the past 24 months (Q13/Q14), and who had a child or children under 19 living with them during their husband/wife's most recent deployment (Q43).
 NR: Not reportable NA: Not applicable

45. What age was the one child most impacted by your spouse's deployment?

	Percent Responding		Percentages					Max ME	Average Age		
			1	2	3	4	5				
MEMBER COMPONENT BY PAYGRADE											
ARNG Enlisted	25	±2	9	6	30	37	17	±4	7.2	±0.5	
E1 – E4	24	±4	14	9	38	30	8	±8	5.3	±0.8	
E5 – E9	26	±3	6	5	27	41	21	±5	8.1	±0.5	
ARNG Officers	26	±3	5	3	27	44	20	±6	8.2	±0.6	
O1 – O3	27	±5	7	5	38	41	9	±9	6.2	±0.8	
O4 – O6	24	±4	3	1	22	47	27	±9	9.5	±0.9	
USAR Enlisted	16	±2	8	4	29	40	19	±7	7.7	±0.7	
E1 – E4	13	±3	12	6	31	40	12	±13	6.5	±1.2	
E5 – E9	18	±3	6	4	28	40	22	±8	8.2	±0.8	
USAR Officers	20	±3	8	4	19	48	22	±7	8.7	±0.7	
O1 – O3	18	±4	13	5	31	40	11	±12	6.4	±1.1	
O4 – O6	21	±3	3	4	14	52	28	±9	10.1	±0.8	
USNR Enlisted	22	±4	7	2	25	51	15	±10	8.4	±1.0	
E1 – E4	10	±4	10	12	45	27	6	±20	5.8	±1.7	
E5 – E9	25	±5	7	1	23	53	16	±10	8.6	±1.0	
USNR Officers	20	±3	4	3	12	60	21	±9	9.1	±0.8	
O1 – O3	16	±4	2	7	25	52	14	±13	7.9	±1.3	
O4 – O6	22	±4	5	2	9	62	23	±11	9.5	±1.0	
USMCR Enlisted	17	±3	17	9	43	24	8	±10	4.7	±0.9	
E1 – E4	15	±4	32	15	40	13	NR	±14	2.4	±0.8	
E5 – E9	19	±5	5	5	45	31	14	±14	6.4	±1.3	
USMCR Officers	21	±4	4	4	24	50	18	±9	8.3	±0.9	
O1 – O3	14	±6	19	26	37	18	NR	±23	2.6	±1.2	
O4 – O6	23	±5	1	0	22	57	21	±11	9.3	±0.9	
ANG Enlisted	20	±3	5	4	29	46	16	±8	7.9	±0.8	
E1 – E4	12	±4	12	12	30	38	8	±15	5.8	±1.4	
E5 – E9	21	±4	5	3	29	46	17	±9	8.1	±0.9	
ANG Officers	23	±3	2	2	28	52	16	±8	8.3	±0.7	
O1 – O3	23	±4	4	6	41	36	14	±11	6.8	±1.1	
O4 – O6	23	±4	1	0	22	60	18	±11	9.1	±0.9	
USAFR Enlisted	15	±2	7	5	26	43	19	±8	7.9	±0.8	
E1 – E4	9	±4	11	4	33	42	10	±20	6.6	±1.9	
E5 – E9	17	±3	7	5	25	43	20	±8	8.0	±0.8	
USAFR Officers	16	±3	2	1	25	43	30	±8	9.7	±0.8	
O1 – O3	14	±4	5	5	39	40	12	±15	6.7	±1.3	
O4 – O6	17	±3	1	0	21	44	34	±10	10.4	±0.9	

Note. Percent responding are Reserve component spouses who answered the question, whose husband/wife was activated and deployed in the past 24 months (Q13/Q14), and who had a child or children under 19 living with them during their husband/wife's most recent deployment (Q43).

NR: Not reportable

46. Are the following behavior changes applicable to your child?

- a. Academic performance
- b. Level of independence
- c. Level of responsibility (e.g., "stepping up")
- d. Problem behavior at home
- e. Problem behavior at school
- f. Other behavior(s)

	Percent Responding		Percentages						Max ME
			a	b	c	d	e	f	
MEMBER DEMOGRAPHICS									
Total DoD	21	±1	78	87	84	85	76	54	±3
ARNG	26	±2	76	85	82	84	74	53	±4
USAR	17	±2	79	87	84	85	77	51	±5
USNR	22	±3	82	90	86	86	81	55	±8
USMCR	18	±3	69	83	76	82	69	56	±8
ANG	21	±3	80	89	87	88	79	63	±7
USAFR	16	±2	84	92	89	87	80	53	±6
Enlisted	21	±2	77	86	82	85	75	54	±3
E1 – E4	19	±2	67	80	75	81	66	54	±6
E5 – E9	22	±2	80	87	85	86	78	55	±4
Officers	22	±2	84	91	89	87	82	54	±4
O1 – O3	22	±3	74	87	81	85	76	50	±6
O4 – O6	21	±2	90	94	94	89	86	58	±4
Reserve Unit	23	±1	77	87	83	85	76	54	±3
Military Technician	21	±3	79	89	87	85	79	55	±7
AGR/FTS/AR	13	±2	86	89	89	88	83	56	±8
IMA	13	±3	93	96	94	92	86	61	±12
Not Activated Past 24 Months	NA		NA	NA	NA	NA	NA	NA	
Activated Past 24 Months	44	±2	78	87	84	85	76	54	±3
Not Deployed Past 24 Months	NA		NA	NA	NA	NA	NA	NA	
Deployed Past 24 Months	67	±2	78	87	84	85	76	54	±3
SPOUSE DEMOGRAPHICS									
Male	9	±2	92	97	95	93	85	62	±14
Female	23	±1	77	86	83	85	76	54	±3
No College/Some College	22	±2	79	87	84	86	76	55	±4
4-Year Degree	21	±2	76	86	83	85	77	52	±4
Graduate/Professional Degree	19	±2	79	86	82	84	78	54	±6
Non-Hispanic White	22	±2	78	88	85	86	77	55	±3
Total Minority	19	±2	77	84	82	82	74	52	±5
Non-Hispanic Black	17	±3	82	85	83	80	76	54	±9
Hispanic	21	±3	77	87	82	83	73	50	±8
30 Years Old or Younger	19	±2	52	71	64	74	54	48	±6
31 to 40 Years Old	25	±2	80	89	86	89	81	55	±4
More Than 40 Years Old	20	±2	93	94	94	88	85	58	±4
FAMILY STATUS									
With Child(ren)	28	±2	78	87	84	85	76	54	±3
Without Child(ren)	2	±1	81	81	81	80	77	62	±21

Note. Percent responding are Reserve component spouses who answered the question, whose husband/wife was activated and deployed in the past 24 months (Q13/Q14), and who had a child or children under 19 living with them during their husband/wife's most recent deployment (Q43).
 NA: Not applicable

46. Are the following behavior changes applicable to your child?

	Percent Responding		Percentages						Max ME
			a	b	c	d	e	f	
MEMBER COMPONENT BY PAYGRADE									
ARNG Enlisted	26	±2	75	84	81	84	73	53	±4
E1 – E4	25	±4	67	79	74	82	67	56	±8
E5 – E9	26	±3	79	86	84	85	75	52	±5
ARNG Officers	26	±3	80	90	87	87	79	50	±6
O1 – O3	27	±5	71	88	82	85	73	49	±9
O4 – O6	24	±4	90	93	93	91	88	54	±9
USAR Enlisted	16	±2	76	86	83	84	75	51	±7
E1 – E4	13	±3	68	82	78	78	64	48	±12
E5 – E9	17	±3	80	87	84	86	80	53	±8
USAR Officers	20	±3	85	90	86	86	81	48	±7
O1 – O3	18	±4	79	86	78	87	80	49	±11
O4 – O6	21	±3	88	94	90	86	82	50	±9
USNR Enlisted	22	±4	80	89	84	86	80	55	±10
E1 – E4	10	±4	75	85	79	79	69	46	±19
E5 – E9	25	±5	80	89	84	87	81	55	±10
USNR Officers	20	±3	89	92	92	86	82	57	±9
O1 – O3	17	±4	85	90	86	83	79	46	±13
O4 – O6	22	±4	90	93	94	88	84	61	±11
USMCR Enlisted	17	±3	61	78	70	78	63	52	±10
E1 – E4	15	±4	47	62	52	63	44	49	±15
E5 – E9	19	±5	70	89	83	90	76	55	±13
USMCR Officers	22	±4	89	94	91	90	84	66	±9
O1 – O3	14	±6	43	75	NR	75	62	43	±23
O4 – O6	23	±5	99	99	99	93	88	72	±11
ANG Enlisted	20	±3	80	88	86	88	78	63	±8
E1 – E4	13	±4	65	83	82	83	61	62	±15
E5 – E9	21	±4	81	89	86	88	79	63	±9
ANG Officers	23	±3	83	92	90	88	84	62	±8
O1 – O3	23	±4	72	89	82	86	77	56	±11
O4 – O6	23	±4	89	94	94	88	87	65	±11
USAFR Enlisted	15	±2	83	91	86	85	76	50	±7
E1 – E4	9	±4	86	93	88	89	71	52	±21
E5 – E9	17	±3	82	90	86	85	77	50	±8
USAFR Officers	16	±3	88	96	95	91	88	61	±8
O1 – O3	14	±4	70	86	86	81	81	54	±15
O4 – O6	17	±3	92	98	97	94	90	63	±9

Note. Percent responding are Reserve component spouses who answered the question, whose husband/wife was activated and deployed in the past 24 months (Q13/Q14), and who had a child or children under 19 living with them during their husband/wife's most recent deployment (Q43).

NR: Not reportable

46. In response to your spouse's deployment, did your child experience any of the following behavior changes?

a. Academic performance

1. Increased

2. No change

3. Decreased

	Percent Responding		Percentages			Max ME	Percentage Reporting Increased
			1	2	3		
MEMBER DEMOGRAPHICS							
Total DoD	17	±1	5	60	34	±3	
ARNG	20	±2	8	55	37	±4	
USAR	14	±2	3	59	38	±6	
USNR	18	±3	6	58	37	±8	
USMCR	13	±2	3	66	32	±9	
ANG	17	±3	2	73	25	±7	
USAFR	13	±2	3	69	28	±6	
Enlisted	16	±1	6	59	35	±4	
E1 – E4	12	±2	10	58	32	±7	
E5 – E9	18	±2	5	59	36	±4	
Officers	19	±2	3	65	32	±4	
O1 – O3	16	±2	2	65	32	±7	
O4 – O6	19	±2	3	67	30	±4	
Reserve Unit	18	±1	6	59	35	±3	
Military Technician	16	±3	5	67	29	±7	
AGR/FTS/AR	11	±2	4	67	30	±8	
IMA	12	±3	0	70	29	±13	
Not Activated Past 24 Months	NA		NA	NA	NA		
Activated Past 24 Months	34	±2	5	60	34	±3	
Not Deployed Past 24 Months	NA		NA	NA	NA		
Deployed Past 24 Months	53	±2	5	60	34	±3	
SPOUSE DEMOGRAPHICS							
Male	8	±2	4	58	38	±12	
Female	18	±1	6	60	34	±3	
No College/Some College	18	±2	6	59	35	±4	
4-Year Degree	16	±2	4	61	35	±5	
Graduate/Professional Degree	15	±2	4	66	30	±6	
Non-Hispanic White	18	±1	5	63	32	±3	
Total Minority	15	±2	8	50	42	±6	
Non-Hispanic Black	14	±3	7	52	41	±10	
Hispanic	16	±3	6	47	46	±9	
30 Years Old or Younger	10	±2	8	68	24	±7	
31 to 40 Years Old	20	±2	5	60	35	±4	
More Than 40 Years Old	18	±2	5	57	38	±4	
FAMILY STATUS							
With Child(ren)	22	±1	5	60	35	±3	
Without Child(ren)	2	±1	NR	70	30	±19	

Note. Percent responding are Reserve component spouses who answered the question, whose husband/wife was activated and deployed in the past 24 months (Q13/Q14), who had a child or children under 19 living with them during their husband/wife's most recent deployment (Q43), and who indicated the question was applicable (Q46).

NR: Not reportable

NA: Not applicable

46. In response to your spouse's deployment, did your child experience any of the following behavior changes?

a. Academic performance

	Percent Responding		Percentages			Max ME	Percentage Reporting Increased
			1	2	3		
MEMBER COMPONENT BY PAYGRADE							
ARNG Enlisted	19	±2	9	54	37	±5	
E1 - E4	17	±3	13	55	32	±10	
E5 - E9	20	±2	8	54	39	±6	
ARNG Officers	21	±3	3	60	37	±6	
O1 - O3	19	±4	2	62	37	±11	
O4 - O6	22	±4	3	62	35	±9	
USAR Enlisted	12	±2	3	56	41	±8	
E1 - E4	9	±3	2	64	34	±14	
E5 - E9	14	±3	3	54	43	±9	
USAR Officers	17	±3	4	63	33	±7	
O1 - O3	14	±4	3	68	29	±13	
O4 - O6	18	±3	4	62	33	±9	
USNR Enlisted	18	±4	7	53	40	±11	
E1 - E4	7	±3	18	NR	33	±22	
E5 - E9	20	±5	6	54	40	±12	
USNR Officers	18	±3	2	67	30	±9	
O1 - O3	14	±4	5	60	34	±15	
O4 - O6	20	±4	2	69	29	±11	
USMCR Enlisted	10	±3	3	62	35	±13	
E1 - E4	7	±3	NR	81	14	±21	
E5 - E9	13	±4	2	53	45	±16	
USMCR Officers	19	±4	3	72	26	±10	
O1 - O3	6	±4	NR	NR	NR		
O4 - O6	23	±5	2	71	27	±11	
ANG Enlisted	16	±3	2	73	24	±8	
E1 - E4	8	±3	12	66	22	±18	
E5 - E9	17	±3	2	74	24	±9	
ANG Officers	19	±3	2	72	26	±8	
O1 - O3	17	±4	4	71	25	±13	
O4 - O6	20	±4	2	72	26	±11	
USAFR Enlisted	13	±2	4	66	30	±8	
E1 - E4	8	±3	NR	60	40	±21	
E5 - E9	14	±3	5	66	29	±9	
USAFR Officers	14	±3	2	76	22	±8	
O1 - O3	10	±3	NR	80	20	±17	
O4 - O6	16	±3	2	75	23	±9	

Note. Percent responding are Reserve component spouses who answered the question, whose husband/wife was activated and deployed in the past 24 months (Q13/Q14), who had a child or children under 19 living with them during their husband/wife's most recent deployment (Q43), and who indicated the question was applicable (Q46).

NR: Not reportable

46. In response to your spouse's deployment, did your child experience any of the following behavior changes?

b. Level of independence

1. Increased

2. No change

3. Decreased

	Percent Responding		Percentages			Max ME	Percentage Reporting Increased
			1	2	3		
MEMBER DEMOGRAPHICS							
Total DoD	19	±1	28	46	25	±3	
ARNG	22	±2	31	42	27	±4	
USAR	15	±2	26	49	25	±5	
USNR	20	±3	38	45	17	±8	
USMCR	15	±3	30	43	27	±8	
ANG	19	±3	20	53	27	±7	
USAFR	14	±2	26	54	21	±6	
Enlisted	18	±1	28	46	26	±3	
E1 – E4	15	±2	20	48	31	±7	
E5 – E9	19	±2	30	46	25	±4	
Officers	20	±2	30	46	23	±4	
O1 – O3	19	±2	31	43	26	±6	
O4 – O6	20	±2	30	49	21	±5	
Reserve Unit	20	±1	28	45	26	±3	
Military Technician	18	±3	26	49	25	±7	
AGR/FTS/AR	12	±2	29	55	15	±8	
IMA	13	±3	27	59	15	±13	
Not Activated Past 24 Months	NA		NA	NA	NA		
Activated Past 24 Months	38	±2	28	46	25	±3	
Not Deployed Past 24 Months	NA		NA	NA	NA		
Deployed Past 24 Months	59	±2	28	46	25	±3	
SPOUSE DEMOGRAPHICS							
Male	8	±2	30	48	22	±11	
Female	20	±1	28	46	26	±3	
No College/Some College	19	±2	27	45	27	±4	
4-Year Degree	18	±2	30	48	22	±5	
Graduate/Professional Degree	16	±2	27	49	24	±6	
Non-Hispanic White	20	±1	28	48	24	±3	
Total Minority	16	±2	31	41	28	±6	
Non-Hispanic Black	15	±3	29	48	23	±9	
Hispanic	18	±3	26	42	31	±9	
30 Years Old or Younger	13	±2	26	43	31	±6	
31 to 40 Years Old	23	±2	26	45	28	±4	
More Than 40 Years Old	19	±2	32	49	19	±4	
FAMILY STATUS							
With Child(ren)	24	±2	28	46	26	±3	
Without Child(ren)	2	±1	32	50	18	±21	

Note. Percent responding are Reserve component spouses who answered the question, whose husband/wife was activated and deployed in the past 24 months (Q13/Q14), who had a child or children under 19 living with them during their husband/wife's most recent deployment (Q43), and who indicated the question was applicable (Q46).

NA: Not applicable

46. In response to your spouse's deployment, did your child experience any of the following behavior changes?
b. Level of independence

	Percent Responding		Percentages			Max ME	Percentage Reporting Increased
			1	2	3		
MEMBER COMPONENT BY PAYGRADE							
ARNG Enlisted	21	±2	29	43	27	±5	
E1 - E4	20	±4	20	49	31	±9	
E5 - E9	22	±2	33	41	25	±5	
ARNG Officers	23	±3	35	37	28	±6	
O1 - O3	24	±5	34	35	31	±10	
O4 - O6	22	±4	37	37	26	±9	
USAR Enlisted	14	±2	26	48	26	±7	
E1 - E4	11	±3	15	50	35	±14	
E5 - E9	15	±3	31	47	23	±8	
USAR Officers	18	±3	25	53	22	±7	
O1 - O3	16	±4	19	62	19	±11	
O4 - O6	19	±3	29	47	24	±9	
USNR Enlisted	20	±4	37	46	17	±10	
E1 - E4	8	±3	40	41	19	±20	
E5 - E9	23	±5	36	47	17	±11	
USNR Officers	19	±3	40	44	16	±9	
O1 - O3	15	±4	42	42	16	±14	
O4 - O6	20	±4	39	45	16	±11	
USMCR Enlisted	13	±3	29	42	29	±12	
E1 - E4	9	±3	29	47	24	±19	
E5 - E9	17	±5	29	40	31	±15	
USMCR Officers	20	±4	31	44	24	±10	
O1 - O3	11	±5	NR	NR	NR		
O4 - O6	23	±5	32	50	18	±11	
ANG Enlisted	18	±3	18	53	29	±9	
E1 - E4	11	±3	22	48	30	±16	
E5 - E9	19	±4	18	53	29	±9	
ANG Officers	21	±3	26	54	20	±8	
O1 - O3	21	±4	37	47	16	±12	
O4 - O6	21	±4	21	57	22	±11	
USAFR Enlisted	14	±2	28	51	21	±8	
E1 - E4	8	±3	28	48	24	±19	
E5 - E9	15	±3	29	51	20	±8	
USAFR Officers	16	±3	20	59	21	±8	
O1 - O3	12	±4	25	38	38	±16	
O4 - O6	17	±3	19	64	17	±9	

Note. Percent responding are Reserve component spouses who answered the question, whose husband/wife was activated and deployed in the past 24 months (Q13/ Q14), who had a child or children under 19 living with them during their husband/wife's most recent deployment (Q43), and who indicated the question was applicable (Q46).
 NR: Not reportable

46. In response to your spouse's deployment, did your child experience any of the following behavior changes?

c. Level of responsibility (e.g., "stepping up")

1. Increased

2. No change

3. Decreased

	Percent Responding		Percentages			Max ME	Percentage Reporting Increased
			1	2	3		
MEMBER DEMOGRAPHICS							
Total DoD	18	±1	38	42	19	±3	
ARNG	21	±2	37	41	22	±4	
USAR	14	±2	35	41	23	±6	
USNR	19	±3	48	38	14	±8	
USMCR	14	±3	35	44	21	±9	
ANG	18	±3	38	48	14	±7	
USAFR	14	±2	38	47	15	±6	
Enlisted	17	±1	37	43	21	±3	
E1 – E4	14	±2	26	49	25	±7	
E5 – E9	19	±2	40	41	19	±4	
Officers	20	±2	42	42	16	±4	
O1 – O3	18	±2	42	41	17	±7	
O4 – O6	20	±2	43	43	14	±5	
Reserve Unit	19	±1	38	42	20	±3	
Military Technician	18	±3	40	41	19	±8	
AGR/FTS/AR	12	±2	42	43	15	±8	
IMA	13	±3	36	51	13	±13	
Not Activated Past 24 Months	NA		NA	NA	NA		
Activated Past 24 Months	37	±2	38	42	19	±3	
Not Deployed Past 24 Months	NA		NA	NA	NA		
Deployed Past 24 Months	57	±2	38	42	19	±3	
SPOUSE DEMOGRAPHICS							
Male	8	±2	32	44	24	±12	
Female	19	±1	38	42	19	±3	
No College/Some College	19	±2	35	43	22	±4	
4-Year Degree	18	±2	43	41	16	±5	
Graduate/Professional Degree	16	±2	41	46	14	±6	
Non-Hispanic White	19	±1	39	43	17	±3	
Total Minority	15	±2	34	41	25	±6	
Non-Hispanic Black	14	±3	33	44	23	±10	
Hispanic	17	±3	30	45	25	±8	
30 Years Old or Younger	12	±2	29	49	22	±6	
31 to 40 Years Old	22	±2	37	42	20	±4	
More Than 40 Years Old	19	±2	43	40	17	±4	
FAMILY STATUS							
With Child(ren)	23	±2	38	42	20	±3	
Without Child(ren)	2	±1	32	58	10	±21	

Note. Percent responding are Reserve component spouses who answered the question, whose husband/wife was activated and deployed in the past 24 months (Q13/Q14), who had a child or children under 19 living with them during their husband/wife's most recent deployment (Q43), and who indicated the question was applicable (Q46).

NA: Not applicable

46. In response to your spouse's deployment, did your child experience any of the following behavior changes?
c. Level of responsibility (e.g., "stepping up")

	Percent Responding		Percentages			Max ME	Percentage Reporting Increased
			1	2	3		
MEMBER COMPONENT BY PAYGRADE							
ARNG Enlisted	21	±2	36	42	22	±5	
E1 - E4	18	±3	25	51	24	±9	
E5 - E9	22	±2	40	38	22	±6	
ARNG Officers	23	±3	44	38	18	±6	
O1 - O3	22	±4	46	37	17	±10	
O4 - O6	22	±4	46	38	16	±9	
USAR Enlisted	13	±2	34	41	26	±7	
E1 - E4	10	±3	23	44	33	±14	
E5 - E9	15	±3	37	40	23	±8	
USAR Officers	18	±3	39	43	18	±7	
O1 - O3	14	±4	39	42	19	±13	
O4 - O6	19	±3	42	41	17	±9	
USNR Enlisted	19	±4	48	36	16	±10	
E1 - E4	8	±3	53	25	22	±21	
E5 - E9	21	±5	48	37	15	±11	
USNR Officers	19	±3	49	41	10	±9	
O1 - O3	15	±4	47	42	11	±14	
O4 - O6	21	±4	50	41	9	±11	
USMCR Enlisted	12	±3	32	42	26	±12	
E1 - E4	8	±3	32	59	8	±20	
E5 - E9	16	±5	31	35	34	±15	
USMCR Officers	20	±4	41	49	10	±10	
O1 - O3	8	±5	NR	NR	NR		
O4 - O6	23	±5	44	48	8	±11	
ANG Enlisted	18	±3	37	48	14	±9	
E1 - E4	11	±3	34	54	12	±16	
E5 - E9	18	±3	38	48	14	±9	
ANG Officers	21	±3	40	47	14	±9	
O1 - O3	19	±4	37	50	13	±12	
O4 - O6	21	±4	41	45	14	±11	
USAFR Enlisted	13	±2	41	45	14	±8	
E1 - E4	8	±3	24	53	23	±20	
E5 - E9	14	±3	43	44	13	±9	
USAFR Officers	16	±3	32	51	17	±8	
O1 - O3	12	±4	27	46	27	±16	
O4 - O6	17	±3	33	52	15	±10	

Note. Percent responding are Reserve component spouses who answered the question, whose husband/wife was activated and deployed in the past 24 months (Q13/Q14), who had a child or children under 19 living with them during their husband/wife's most recent deployment (Q43), and who indicated the question was applicable (Q46).

NR: Not reportable

46. In response to your spouse's deployment, did your child experience any of the following behavior changes?

d. Problem behavior at home

1. Increased

2. No change

3. Decreased

	Percent Responding		Percentages			Max ME	Percentage Reporting Increased
			1	2	3		
MEMBER DEMOGRAPHICS							
Total DoD	18	±1	44	49	8	±3	
ARNG	22	±2	46	46	8	±4	
USAR	14	±2	45	46	9	±6	
USNR	19	±3	39	56	4	±8	
USMCR	15	±3	50	43	7	±9	
ANG	18	±3	36	57	7	±7	
USAFR	14	±2	45	46	9	±6	
Enlisted	18	±1	44	47	9	±3	
E1 – E4	15	±2	48	41	11	±7	
E5 – E9	19	±2	43	49	8	±4	
Officers	19	±2	42	53	5	±4	
O1 – O3	19	±2	46	47	6	±6	
O4 – O6	19	±2	39	58	4	±5	
Reserve Unit	19	±1	44	48	8	±3	
Military Technician	18	±3	38	53	9	±7	
AGR/FTS/AR	12	±2	36	60	5	±8	
IMA	12	±3	41	52	7	±13	
Not Activated Past 24 Months	NA		NA	NA	NA		
Activated Past 24 Months	37	±2	44	49	8	±3	
Not Deployed Past 24 Months	NA		NA	NA	NA		
Deployed Past 24 Months	57	±2	44	49	8	±3	
SPOUSE DEMOGRAPHICS							
Male	8	±2	30	62	8	±12	
Female	20	±1	44	48	8	±3	
No College/Some College	19	±2	45	46	9	±4	
4-Year Degree	18	±2	42	52	5	±5	
Graduate/Professional Degree	16	±2	38	54	8	±6	
Non-Hispanic White	19	±1	43	50	7	±3	
Total Minority	15	±2	45	46	9	±6	
Non-Hispanic Black	14	±3	36	60	4	±10	
Hispanic	18	±3	50	41	9	±8	
30 Years Old or Younger	14	±2	56	38	6	±6	
31 to 40 Years Old	23	±2	47	44	8	±4	
More Than 40 Years Old	17	±2	33	60	7	±4	
FAMILY STATUS							
With Child(ren)	24	±2	44	48	8	±3	
Without Child(ren)	1	±1	26	70	4	±19	

Note. Percent responding are Reserve component spouses who answered the question, whose husband/wife was activated and deployed in the past 24 months (Q13/Q14), who had a child or children under 19 living with them during their husband/wife's most recent deployment (Q43), and who indicated the question was applicable (Q46).

NA: Not applicable

46. In response to your spouse's deployment, did your child experience any of the following behavior changes?
d. Problem behavior at home

	Percent Responding		Percentages			Max ME	Percentage Reporting Increased
			1	2	3		
MEMBER COMPONENT BY PAYGRADE							
ARNG Enlisted	21	±2	46	45	9	±5	
E1 - E4	20	±4	48	42	10	±9	
E5 - E9	22	±2	45	47	9	±6	
ARNG Officers	22	±3	47	49	5	±6	
O1 - O3	23	±4	52	44	4	±10	
O4 - O6	22	±4	42	53	5	±10	
USAR Enlisted	13	±2	48	43	9	±7	
E1 - E4	10	±3	48	37	16	±14	
E5 - E9	15	±3	48	45	7	±9	
USAR Officers	18	±3	38	55	7	±7	
O1 - O3	16	±4	39	50	11	±13	
O4 - O6	18	±3	39	59	2	±9	
USNR Enlisted	19	±4	38	56	5	±10	
E1 - E4	8	±3	41	50	9	±21	
E5 - E9	22	±5	38	57	5	±11	
USNR Officers	18	±3	42	56	2	±10	
O1 - O3	14	±4	39	52	9	±15	
O4 - O6	19	±4	42	58	0	±12	
USMCR Enlisted	13	±3	54	36	10	±12	
E1 - E4	9	±4	54	39	7	±18	
E5 - E9	17	±5	53	35	11	±15	
USMCR Officers	19	±4	42	56	2	±10	
O1 - O3	11	±5	NR	NR	NR		
O4 - O6	22	±5	38	60	2	±11	
ANG Enlisted	18	±3	36	57	7	±9	
E1 - E4	11	±3	57	38	4	±16	
E5 - E9	19	±4	34	58	7	±9	
ANG Officers	20	±3	36	60	4	±9	
O1 - O3	20	±4	41	55	3	±12	
O4 - O6	20	±4	34	62	4	±11	
USAFR Enlisted	13	±2	49	42	9	±8	
E1 - E4	8	±3	53	31	16	±20	
E5 - E9	14	±2	49	43	8	±8	
USAFR Officers	15	±3	36	55	8	±8	
O1 - O3	11	±4	48	39	13	±16	
O4 - O6	16	±3	34	59	7	±10	

Note. Percent responding are Reserve component spouses who answered the question, whose husband/wife was activated and deployed in the past 24 months (Q13/Q14), who had a child or children under 19 living with them during their husband/wife's most recent deployment (Q43), and who indicated the question was applicable (Q46).

NR: Not reportable

46. In response to your spouse's deployment, did your child experience any of the following behavior changes?

e. Problem behavior at school

1. Increased

2. No change

3. Decreased

	Percent Responding		Percentages			Max ME	Percentage Reporting Increased
			1	2	3		
MEMBER DEMOGRAPHICS							
Total DoD	16	±1	27	67	6	±3	
ARNG	19	±2	30	64	7	±4	
USAR	13	±2	30	63	7	±6	
USNR	18	±3	24	74	2	±7	
USMCR	13	±2	24	71	5	±9	
ANG	17	±3	19	78	3	±7	
USAFR	12	±2	21	71	8	±6	
Enlisted	16	±1	29	65	6	±3	
E1 – E4	12	±2	34	57	9	±7	
E5 – E9	17	±2	27	67	6	±4	
Officers	18	±2	21	75	4	±4	
O1 – O3	17	±2	24	71	5	±7	
O4 – O6	18	±2	20	77	3	±4	
Reserve Unit	17	±1	28	66	6	±3	
Military Technician	16	±3	22	72	7	±7	
AGR/FTS/AR	11	±2	17	79	3	±6	
IMA	11	±3	14	79	7	±13	
Not Activated Past 24 Months	NA		NA	NA	NA		
Activated Past 24 Months	33	±2	27	67	6	±3	
Not Deployed Past 24 Months	NA		NA	NA	NA		
Deployed Past 24 Months	51	±2	27	67	6	±3	
SPOUSE DEMOGRAPHICS							
Male	7	±2	27	64	9	±12	
Female	18	±1	27	68	6	±3	
No College/Some College	17	±2	28	66	6	±4	
4-Year Degree	16	±2	26	69	5	±5	
Graduate/Professional Degree	15	±2	24	70	6	±6	
Non-Hispanic White	17	±1	25	70	5	±3	
Total Minority	14	±2	34	59	7	±6	
Non-Hispanic Black	13	±3	38	56	6	±11	
Hispanic	15	±3	33	59	8	±8	
30 Years Old or Younger	10	±2	32	62	6	±7	
31 to 40 Years Old	21	±2	29	66	6	±4	
More Than 40 Years Old	17	±2	23	71	6	±4	
FAMILY STATUS							
With Child(ren)	21	±1	27	67	6	±3	
Without Child(ren)	1	±1	17	78	6	±15	

Note. Percent responding are Reserve component spouses who answered the question, whose husband/wife was activated and deployed in the past 24 months (Q13/Q14), who had a child or children under 19 living with them during their husband/wife's most recent deployment (Q43), and who indicated the question was applicable (Q46).

NA: Not applicable

46. In response to your spouse's deployment, did your child experience any of the following behavior changes?
e. Problem behavior at school

	Percent Responding		Percentages			Max ME	Percentage Reporting Increased
			1	2	3		
MEMBER COMPONENT BY PAYGRADE							
ARNG Enlisted	19	±2	31	62	7	±5	
E1 - E4	17	±3	36	56	8	±10	
E5 - E9	20	±2	29	64	7	±6	
ARNG Officers	21	±3	24	71	5	±6	
O1 - O3	20	±4	27	69	4	±11	
O4 - O6	21	±4	22	74	4	±9	
USAR Enlisted	12	±2	33	58	9	±8	
E1 - E4	8	±3	26	58	17	±14	
E5 - E9	14	±3	35	59	6	±9	
USAR Officers	17	±3	22	73	4	±7	
O1 - O3	14	±4	19	73	7	±13	
O4 - O6	17	±3	25	73	1	±9	
USNR Enlisted	18	±4	24	74	2	±9	
E1 - E4	7	±3	42	58	NR	±22	
E5 - E9	21	±5	23	75	2	±9	
USNR Officers	17	±3	23	75	2	±9	
O1 - O3	13	±4	33	57	10	±15	
O4 - O6	18	±4	19	81	0	±11	
USMCR Enlisted	11	±3	22	70	8	±13	
E1 - E4	7	±3	NR	90	10	±21	
E5 - E9	14	±4	31	62	7	±16	
USMCR Officers	18	±4	29	71	0	±10	
O1 - O3	9	±5	NR	NR	NR		
O4 - O6	21	±5	26	74	0	±11	
ANG Enlisted	16	±3	20	76	3	±8	
E1 - E4	8	±3	36	61	4	±19	
E5 - E9	17	±3	19	77	3	±9	
ANG Officers	19	±3	13	83	4	±8	
O1 - O3	18	±4	12	86	2	±12	
O4 - O6	20	±4	13	82	5	±10	
USAFR Enlisted	12	±2	24	67	9	±9	
E1 - E4	6	±3	31	60	9	±23	
E5 - E9	13	±2	23	68	9	±9	
USAFR Officers	14	±3	16	78	6	±8	
O1 - O3	11	±4	23	67	9	±17	
O4 - O6	15	±3	14	80	6	±9	

Note. Percent responding are Reserve component spouses who answered the question, whose husband/wife was activated and deployed in the past 24 months (Q13/Q14), who had a child or children under 19 living with them during their husband/wife's most recent deployment (Q43), and who indicated the question was applicable (Q46).

NR: Not reportable

46. In response to your spouse's deployment, did your child experience any of the following behavior changes?

f. Other behavior(s)

1. Increased

2. No change

3. Decreased

	Percent Responding		Percentages			Max ME	Percentage Reporting Increased
			1	2	3		
MEMBER DEMOGRAPHICS							
Total DoD	12	±1	36	59	5	±4	
ARNG	14	±2	38	57	5	±5	
USAR	9	±2	39	56	5	±7	
USNR	12	±3	32	64	3	±9	
USMCR	10	±2	36	58	6	±11	
ANG	13	±3	33	63	4	±9	
USAFR	8	±2	28	70	2	±7	
Enlisted	12	±1	37	58	5	±4	
E1 – E4	10	±2	37	55	8	±9	
E5 – E9	12	±1	37	59	4	±5	
Officers	12	±1	34	63	3	±4	
O1 – O3	11	±2	34	64	2	±8	
O4 – O6	12	±2	34	63	3	±5	
Reserve Unit	12	±1	37	58	5	±4	
Military Technician	11	±2	29	65	5	±9	
AGR/FTS/AR	8	±2	28	69	2	±10	
IMA	8	±3	31	67	3	±16	
Not Activated Past 24 Months	NA		NA	NA	NA		
Activated Past 24 Months	24	±2	36	59	5	±4	
Not Deployed Past 24 Months	NA		NA	NA	NA		
Deployed Past 24 Months	37	±2	36	59	5	±4	
SPOUSE DEMOGRAPHICS							
Male	5	±2	21	75	5	±14	
Female	13	±1	37	58	5	±4	
No College/Some College	12	±2	36	59	5	±5	
4-Year Degree	11	±2	39	58	3	±6	
Graduate/Professional Degree	10	±2	31	65	4	±7	
Non-Hispanic White	12	±1	34	62	4	±4	
Total Minority	10	±2	42	52	6	±8	
Non-Hispanic Black	9	±3	39	55	7	±13	
Hispanic	11	±3	42	51	7	±12	
30 Years Old or Younger	9	±2	41	54	5	±8	
31 to 40 Years Old	14	±2	39	56	5	±5	
More Than 40 Years Old	11	±2	31	65	4	±5	
FAMILY STATUS							
With Child(ren)	15	±1	36	59	5	±4	
Without Child(ren)	1	±1	NR	NR	2	±10	

Note. Percent responding are Reserve component spouses who answered the question, whose husband/wife was activated and deployed in the past 24 months (Q13/Q14), who had a child or children under 19 living with them during their husband/wife's most recent deployment (Q43), and who indicated the question was applicable (Q46).

NR: Not reportable

NA: Not applicable

46. In response to your spouse's deployment, did your child experience any of the following behavior changes?
f. Other behavior(s)

	Percent Responding		Percentages			Max ME	Percentage Reporting Increased
			1	2	3		
MEMBER COMPONENT BY PAYGRADE							
ARNG Enlisted	14	±2	38	56	5	±6	
E1 - E4	14	±4	37	54	8	±12	
E5 - E9	14	±2	39	57	4	±7	
ARNG Officers	13	±2	37	59	4	±8	
O1 - O3	13	±4	38	60	2	±13	
O4 - O6	13	±3	35	61	4	±11	
USAR Enlisted	8	±2	40	54	6	±9	
E1 - E4	6	±2	30	61	9	±18	
E5 - E9	9	±2	43	52	5	±10	
USAR Officers	10	±2	38	60	2	±9	
O1 - O3	9	±3	33	67	NR	±16	
O4 - O6	10	±3	48	51	1	±12	
USNR Enlisted	12	±3	32	65	3	±12	
E1 - E4	4	±3	NR	NR	NR		
E5 - E9	14	±4	32	64	4	±13	
USNR Officers	12	±3	34	63	3	±12	
O1 - O3	8	±3	32	60	8	±20	
O4 - O6	13	±4	35	64	1	±14	
USMCR Enlisted	9	±3	40	52	8	±15	
E1 - E4	7	±3	29	62	9	±21	
E5 - E9	10	±4	47	46	7	±19	
USMCR Officers	14	±3	29	70	2	±12	
O1 - O3	6	±4	NR	NR	NR		
O4 - O6	17	±4	27	71	2	±13	
ANG Enlisted	13	±3	34	62	4	±11	
E1 - E4	8	±3	60	36	4	±20	
E5 - E9	13	±3	32	64	4	±12	
ANG Officers	14	±3	28	67	5	±10	
O1 - O3	13	±4	28	72	NR	±14	
O4 - O6	15	±4	29	64	7	±13	
USAFR Enlisted	8	±2	31	67	2	±9	
E1 - E4	5	±3	NR	NR	NR		
E5 - E9	8	±2	29	69	1	±10	
USAFR Officers	10	±2	22	75	3	±10	
O1 - O3	8	±3	17	78	4	±20	
O4 - O6	11	±3	23	74	3	±12	

Note. Percent responding are Reserve component spouses who answered the question, whose husband/wife was activated and deployed in the past 24 months (Q13/Q14), who had a child or children under 19 living with them during their husband/wife's most recent deployment (Q43), and who indicated the question was applicable (Q46).

NR: Not reportable

47. Are the following emotional changes applicable to your child?

- a. Degree of pride in having a military parent
- b. Closeness to family members
- c. Closeness to friends
- d. Level of fear/anxiety
- e. Level of distress over discussions of the war in the home, school, or media
- f. Level of anger about my spouse's military requirements
- g. Other emotional change(s)

	Percent Responding		Percentages							Max ME
			a	b	c	d	e	f	g	
MEMBER DEMOGRAPHICS										
Total DoD	21	±1	84	92	88	90	79	77	61	±3
ARNG	26	±2	83	92	87	89	76	76	60	±4
USAR	17	±2	84	93	87	89	80	79	57	±5
USNR	22	±3	87	93	87	91	83	77	59	±8
USMCR	18	±3	73	89	82	85	71	71	64	±8
ANG	21	±3	88	92	91	90	81	77	67	±7
USAFR	16	±2	88	94	92	93	84	81	62	±6
Enlisted	21	±2	83	92	87	89	77	76	61	±3
E1 – E4	19	±2	73	87	80	83	64	69	60	±6
E5 – E9	22	±2	86	93	89	91	81	78	61	±4
Officers	22	±2	89	94	92	92	85	83	60	±3
O1 – O3	22	±3	82	92	88	88	78	79	58	±6
O4 – O6	21	±2	95	97	96	96	90	85	62	±4
Reserve Unit	23	±1	84	92	88	89	78	77	60	±3
Military Technician	21	±3	86	91	90	89	81	79	63	±7
AGR/FTS/AR	13	±2	89	95	93	93	85	78	67	±9
IMA	13	±3	94	96	95	88	85	88	73	±14
Not Activated Past 24 Months	NA		NA	NA	NA	NA	NA	NA	NA	
Activated Past 24 Months	44	±2	84	92	88	90	79	77	61	±3
Not Deployed Past 24 Months	NA		NA	NA	NA	NA	NA	NA	NA	
Deployed Past 24 Months	67	±2	84	92	88	90	79	77	61	±3
SPOUSE DEMOGRAPHICS										
Male	9	±2	92	99	94	96	89	89	65	±11
Female	23	±1	84	92	88	89	78	77	60	±3
No College/Some College	22	±2	85	92	88	89	79	78	61	±3
4-Year Degree	21	±2	84	93	89	91	78	76	60	±4
Graduate/Professional Degree	19	±2	83	93	89	89	77	77	60	±6
Non-Hispanic White	22	±2	84	93	89	90	79	78	61	±3
Total Minority	19	±2	84	90	85	88	76	75	59	±5
Non-Hispanic Black	17	±3	83	89	83	85	75	76	60	±9
Hispanic	21	±3	86	90	85	90	78	76	61	±8
30 Years Old or Younger	19	±2	61	82	71	77	51	57	52	±6
31 to 40 Years Old	26	±2	88	94	91	93	83	81	62	±4
More Than 40 Years Old	20	±2	95	97	96	95	92	86	65	±4
FAMILY STATUS										
With Child(ren)	28	±2	84	93	88	90	78	77	61	±3
Without Child(ren)	2	±1	75	76	76	77	74	72	56	±22

Note. Percent responding are Reserve component spouses who answered the question, whose husband/wife was activated and deployed in the past 24 months (Q13/ Q14), and who had a child or children under 19 living with them during their husband/wife's most recent deployment (Q43).
 NA: Not applicable

47. Are the following emotional changes applicable to your child?

	Percent Responding		Percentages							Max ME
			a	b	c	d	e	f	g	
MEMBER COMPONENT BY PAYGRADE										
ARNG Enlisted	26	±2	81	92	87	88	74	75	61	±4
E1 – E4	25	±4	71	87	80	83	62	67	61	±9
E5 – E9	26	±3	86	94	90	91	80	78	60	±5
ARNG Officers	26	±3	89	94	91	91	85	83	57	±6
O1 – O3	27	±5	83	92	87	89	79	82	58	±9
O4 – O6	24	±4	99	99	99	98	96	85	64	±9
USAR Enlisted	16	±2	83	93	86	89	78	79	56	±7
E1 – E4	13	±3	83	89	81	86	72	79	58	±12
E5 – E9	18	±3	83	94	88	90	80	79	56	±8
USAR Officers	20	±3	87	93	90	91	84	81	58	±7
O1 – O3	18	±4	80	92	87	87	79	74	54	±12
O4 – O6	21	±3	92	95	92	93	88	84	58	±9
USNR Enlisted	22	±4	86	91	85	90	83	74	60	±10
E1 – E4	10	±4	78	86	78	82	75	75	60	±19
E5 – E9	26	±5	86	92	85	91	83	74	60	±11
USNR Officers	20	±3	90	95	94	94	84	87	56	±9
O1 – O3	17	±4	84	94	93	91	76	80	56	±13
O4 – O6	22	±4	92	96	94	95	87	89	56	±11
USMCR Enlisted	17	±3	65	86	76	81	64	65	62	±10
E1 – E4	15	±4	51	77	64	70	50	53	55	±15
E5 – E9	19	±5	75	92	85	89	74	74	67	±14
USMCR Officers	21	±4	92	97	97	95	87	86	70	±9
O1 – O3	14	±6	62	87	87	81	NR	NR	NR	±23
O4 – O6	23	±5	98	100	99	98	93	91	72	±11
ANG Enlisted	20	±3	88	91	90	90	80	76	67	±8
E1 – E4	13	±4	79	90	82	83	63	64	63	±15
E5 – E9	21	±4	88	91	90	90	82	77	67	±9
ANG Officers	23	±3	90	96	94	92	82	82	67	±8
O1 – O3	23	±4	86	97	92	91	77	81	67	±11
O4 – O6	22	±4	92	96	95	93	85	83	67	±11
USAFR Enlisted	15	±2	86	93	91	91	82	80	60	±8
E1 – E4	9	±4	71	87	84	87	71	71	61	±22
E5 – E9	17	±3	87	94	92	92	84	81	60	±8
USAFR Officers	16	±3	93	97	95	97	89	82	64	±8
O1 – O3	14	±4	73	88	81	84	74	69	61	±15
O4 – O6	17	±3	98	99	99	100	93	85	65	±9

Note. Percent responding are Reserve component spouses who answered the question, whose husband/wife was activated and deployed in the past 24 months (Q13/Q14), and who had a child or children under 19 living with them during their husband/wife's most recent deployment (Q43).

NR: Not reportable


































47. In response to your spouse's deployment, did your child experience any of the following emotional changes?

a. Degree of pride in having a military parent

1. Increased

2. No change

3. Decreased

	Percent Responding		Percentages			Max ME	Percentage Reporting Increased
			1	2	3		
MEMBER DEMOGRAPHICS							
Total DoD	18	±1	59	39	3	±3	
ARNG	21	±2	62	35	3	±4	
USAR	15	±2	56	40	4	±6	
USNR	19	±3	63	36	2	±8	
USMCR	13	±2	53	44	2	±9	
ANG	18	±3	53	46	1	±7	
USAFR	14	±2	55	44	2	±6	
Enlisted	18	±1	58	39	3	±4	
E1 – E4	14	±2	53	44	3	±7	
E5 – E9	19	±2	60	37	3	±4	
Officers	20	±2	59	39	2	±4	
O1 – O3	18	±2	60	37	3	±7	
O4 – O6	20	±2	58	40	2	±5	
Reserve Unit	19	±1	59	38	3	±3	
Military Technician	18	±3	60	38	2	±8	
AGR/FTS/AR	12	±2	58	41	1	±8	
IMA	13	±3	53	44	2	±12	
Not Activated Past 24 Months	NA		NA	NA	NA		
Activated Past 24 Months	37	±2	59	39	3	±3	
Not Deployed Past 24 Months	NA		NA	NA	NA		
Deployed Past 24 Months	57	±2	59	39	3	±3	
SPOUSE DEMOGRAPHICS							
Male	8	±2	43	51	6	±12	
Female	19	±1	60	38	2	±3	
No College/Some College	19	±2	57	40	3	±4	
4-Year Degree	18	±2	60	38	2	±5	
Graduate/Professional Degree	16	±2	62	35	2	±6	
Non-Hispanic White	19	±1	62	36	2	±3	
Total Minority	16	±2	48	47	5	±6	
Non-Hispanic Black	14	±3	39	54	7	±10	
Hispanic	18	±3	54	43	4	±8	
30 Years Old or Younger	11	±2	51	46	2	±7	
31 to 40 Years Old	22	±2	59	39	2	±4	
More Than 40 Years Old	19	±2	61	37	3	±4	
FAMILY STATUS							
With Child(ren)	23	±2	59	39	3	±3	
Without Child(ren)	1	±1	52	48	NR	±20	

Note. Percent responding are Reserve component spouses who answered the question, whose husband/wife was activated and deployed in the past 24 months (Q13/Q14), who had a child or children under 19 living with them during their husband/wife's most recent deployment (Q43), and who indicated the question was applicable (Q47).

NR: Not reportable

NA: Not applicable

47. In response to your spouse's deployment, did your child experience any of the following emotional changes?
a. Degree of pride in having a military parent

	Percent Responding		Percentages			Max ME	Percentage Reporting Increased
			1	2	3		
MEMBER COMPONENT BY PAYGRADE							
ARNG Enlisted	21	±2	61	36	3	±5	
E1 – E4	18	±3	55	42	3	±10	
E5 – E9	22	±3	63	33	3	±6	
ARNG Officers	23	±3	64	34	3	±6	
O1 – O3	22	±4	61	34	5	±11	
O4 – O6	24	±4	68	31	0	±9	
USAR Enlisted	13	±2	55	41	4	±7	
E1 – E4	11	±3	44	53	4	±13	
E5 – E9	15	±3	59	36	5	±8	
USAR Officers	18	±3	58	39	3	±7	
O1 – O3	15	±4	63	37	0	±13	
O4 – O6	19	±3	53	41	6	±9	
USNR Enlisted	19	±4	63	36	2	±10	
E1 – E4	7	±3	58	37	NR	±20	
E5 – E9	22	±5	63	35	1	±11	
USNR Officers	18	±3	62	36	2	±9	
O1 – O3	14	±4	63	34	3	±15	
O4 – O6	20	±4	62	37	1	±11	
USMCR Enlisted	11	±3	51	47	2	±12	
E1 – E4	8	±3	36	64	NR	±20	
E5 – E9	14	±4	58	39	3	±16	
USMCR Officers	20	±4	58	39	3	±10	
O1 – O3	9	±5	NR	NR	NR		
O4 – O6	23	±5	63	35	2	±11	
ANG Enlisted	18	±3	54	46	1	±9	
E1 – E4	10	±3	63	37	NR	±17	
E5 – E9	19	±4	53	46	1	±9	
ANG Officers	20	±3	52	47	2	±9	
O1 – O3	20	±4	53	45	2	±12	
O4 – O6	21	±4	51	47	2	±11	
USAFR Enlisted	13	±2	57	42	2	±8	
E1 – E4	6	±3	66	31	3	±22	
E5 – E9	15	±3	56	43	2	±9	
USAFR Officers	15	±3	51	48	1	±8	
O1 – O3	10	±3	47	46	6	±16	
O4 – O6	17	±3	52	48	0	±9	

Note. Percent responding are Reserve component spouses who answered the question, whose husband/wife was activated and deployed in the past 24 months (Q13/ Q14), who had a child or children under 19 living with them during their husband/wife's most recent deployment (Q43), and who indicated the question was applicable (Q47).

NR: Not reportable

47. In response to your spouse's deployment, did your child experience any of the following emotional changes?

b. Closeness to family members

1. Increased

2. No change

3. Decreased

	Percent Responding		Percentages			Max ME	Percentage Reporting Increased
			1	2	3		
MEMBER DEMOGRAPHICS							
Total DoD	20	±1	53	38	9	±3	
ARNG	24	±2	54	35	11	±4	
USAR	16	±2	50	40	9	±5	
USNR	20	±3	54	39	7	±8	
USMCR	16	±3	56	37	7	±8	
ANG	19	±3	56	39	5	±7	
USAFR	15	±2	47	47	6	±6	
Enlisted	19	±2	54	36	9	±3	
E1 – E4	16	±2	56	36	8	±7	
E5 – E9	21	±2	54	36	10	±4	
Officers	21	±2	50	43	7	±4	
O1 – O3	20	±2	57	38	5	±6	
O4 – O6	21	±2	47	44	8	±5	
Reserve Unit	21	±1	53	37	9	±3	
Military Technician	19	±3	55	39	6	±7	
AGR/FTS/AR	13	±2	53	41	6	±8	
IMA	13	±3	49	45	6	±12	
Not Activated Past 24 Months	NA		NA	NA	NA		
Activated Past 24 Months	40	±2	53	38	9	±3	
Not Deployed Past 24 Months	NA		NA	NA	NA		
Deployed Past 24 Months	62	±2	53	38	9	±3	
SPOUSE DEMOGRAPHICS							
Male	9	±2	50	41	9	±11	
Female	21	±1	53	38	9	±3	
No College/Some College	20	±2	51	39	10	±4	
4-Year Degree	20	±2	56	37	7	±5	
Graduate/Professional Degree	18	±2	58	36	6	±6	
Non-Hispanic White	21	±1	53	39	8	±3	
Total Minority	17	±2	55	34	11	±5	
Non-Hispanic Black	15	±3	52	39	9	±9	
Hispanic	19	±3	59	32	9	±8	
30 Years Old or Younger	15	±2	64	29	6	±6	
31 to 40 Years Old	24	±2	55	36	9	±4	
More Than 40 Years Old	19	±2	46	44	11	±4	
FAMILY STATUS							
With Child(ren)	26	±2	54	37	9	±3	
Without Child(ren)	1	±1	32	60	8	±19	

Note. Percent responding are Reserve component spouses who answered the question, whose husband/wife was activated and deployed in the past 24 months (Q13/Q14), who had a child or children under 19 living with them during their husband/wife's most recent deployment (Q43), and who indicated the question was applicable (Q47).

NA: Not applicable

47. In response to your spouse's deployment, did your child experience any of the following emotional changes?
 b. Closeness to family members

	Percent Responding		Percentages			Max ME	Percentage Reporting Increased
			1	2	3		
MEMBER COMPONENT BY PAYGRADE							
ARNG Enlisted	23	±2	54	34	12	±5	
E1 – E4	22	±4	58	32	10	±9	
E5 – E9	24	±3	53	35	12	±5	
ARNG Officers	24	±3	54	37	9	±6	
O1 – O3	25	±5	60	33	7	±10	
O4 – O6	24	±4	56	31	12	±9	
USAR Enlisted	15	±2	52	39	10	±7	
E1 – E4	12	±3	49	46	6	±13	
E5 – E9	17	±3	53	36	11	±8	
USAR Officers	19	±3	48	44	8	±7	
O1 – O3	17	±4	56	40	4	±12	
O4 – O6	20	±3	43	48	9	±9	
USNR Enlisted	21	±4	56	36	7	±10	
E1 – E4	8	±4	64	32	4	±20	
E5 – E9	23	±5	56	37	8	±11	
USNR Officers	20	±3	49	45	6	±9	
O1 – O3	16	±4	49	51	NR	±13	
O4 – O6	21	±4	49	43	8	±11	
USMCR Enlisted	15	±3	59	32	9	±11	
E1 – E4	11	±4	63	34	3	±17	
E5 – E9	17	±5	56	31	13	±14	
USMCR Officers	21	±4	50	47	3	±10	
O1 – O3	12	±6	NR	NR	NR		
O4 – O6	23	±5	49	48	4	±11	
ANG Enlisted	19	±3	59	37	5	±8	
E1 – E4	12	±4	61	37	2	±15	
E5 – E9	19	±4	58	37	5	±9	
ANG Officers	22	±3	48	47	5	±8	
O1 – O3	22	±4	52	43	5	±11	
O4 – O6	22	±4	47	49	5	±11	
USAFR Enlisted	14	±2	49	45	6	±8	
E1 – E4	8	±3	51	43	6	±20	
E5 – E9	16	±3	49	45	6	±8	
USAFR Officers	16	±3	42	52	6	±8	
O1 – O3	12	±4	58	39	3	±16	
O4 – O6	17	±3	38	55	7	±10	

Note. Percent responding are Reserve component spouses who answered the question, whose husband/wife was activated and deployed in the past 24 months (Q13/Q14), who had a child or children under 19 living with them during their husband/wife's most recent deployment (Q43), and who indicated the question was applicable (Q47).

NR: Not reportable

47. In response to your spouse's deployment, did your child experience any of the following emotional changes?

c. Closeness to friends

1. Increased

2. No change

3. Decreased

	Percent Responding		Percentages			Max ME	Percentage Reporting Increased
			1	2	3		
MEMBER DEMOGRAPHICS							
Total DoD	19	±1	31	60	10	±3	
ARNG	22	±2	32	56	12	±4	
USAR	15	±2	31	59	10	±6	
USNR	19	±3	29	62	9	±8	
USMCR	15	±3	28	62	10	±9	
ANG	19	±3	29	65	6	±7	
USAFR	14	±2	27	68	5	±6	
Enlisted	18	±1	31	58	10	±3	
E1 – E4	15	±2	28	62	11	±7	
E5 – E9	20	±2	32	58	10	±4	
Officers	20	±2	29	63	8	±4	
O1 – O3	19	±2	33	59	8	±6	
O4 – O6	21	±2	26	67	7	±4	
Reserve Unit	20	±1	31	59	10	±3	
Military Technician	18	±3	31	62	7	±7	
AGR/FTS/AR	12	±2	30	62	8	±8	
IMA	13	±3	29	66	5	±13	
Not Activated Past 24 Months	NA		NA	NA	NA		
Activated Past 24 Months	38	±2	31	60	10	±3	
Not Deployed Past 24 Months	NA		NA	NA	NA		
Deployed Past 24 Months	59	±2	31	60	10	±3	
SPOUSE DEMOGRAPHICS							
Male	8	±2	29	61	10	±12	
Female	20	±1	31	60	10	±3	
No College/Some College	19	±2	31	59	11	±4	
4-Year Degree	19	±2	30	61	9	±5	
Graduate/Professional Degree	17	±2	32	60	8	±6	
Non-Hispanic White	20	±1	30	61	9	±3	
Total Minority	16	±2	34	55	11	±6	
Non-Hispanic Black	14	±3	38	56	6	±10	
Hispanic	18	±3	34	55	11	±8	
30 Years Old or Younger	13	±2	31	61	7	±6	
31 to 40 Years Old	23	±2	31	59	10	±4	
More Than 40 Years Old	19	±2	30	59	11	±4	
FAMILY STATUS							
With Child(ren)	24	±2	30	59	10	±3	
Without Child(ren)	1	±1	22	75	3	±19	

Note. Percent responding are Reserve component spouses who answered the question, whose husband/wife was activated and deployed in the past 24 months (Q13/Q14), who had a child or children under 19 living with them during their husband/wife's most recent deployment (Q43), and who indicated the question was applicable (Q47).

NA: Not applicable

47. In response to your spouse's deployment, did your child experience any of the following emotional changes?
c. Closeness to friends

	Percent Responding		Percentages			Max ME	Percentage Reporting Increased
			1	2	3		
MEMBER COMPONENT BY PAYGRADE							
ARNG Enlisted	22	±2	31	56	13	±5	
E1 - E4	20	±4	26	61	13	±9	
E5 - E9	23	±3	34	54	12	±5	
ARNG Officers	23	±3	34	56	10	±6	
O1 - O3	23	±4	35	56	9	±10	
O4 - O6	24	±4	36	53	10	±9	
USAR Enlisted	14	±2	31	59	10	±7	
E1 - E4	11	±3	33	60	8	±15	
E5 - E9	16	±3	31	59	10	±9	
USAR Officers	18	±3	31	60	10	±7	
O1 - O3	16	±4	35	56	9	±13	
O4 - O6	19	±3	28	63	9	±9	
USNR Enlisted	19	±4	31	59	10	±10	
E1 - E4	8	±3	34	62	NR	±22	
E5 - E9	22	±5	31	59	10	±11	
USNR Officers	19	±3	24	69	6	±9	
O1 - O3	16	±4	30	64	6	±14	
O4 - O6	21	±4	22	72	7	±11	
USMCR Enlisted	13	±3	28	60	12	±12	
E1 - E4	10	±4	33	63	3	±18	
E5 - E9	16	±5	25	58	17	±15	
USMCR Officers	21	±4	27	66	7	±10	
O1 - O3	12	±6	21	72	NR	±25	
O4 - O6	23	±5	24	68	8	±11	
ANG Enlisted	18	±3	31	63	6	±9	
E1 - E4	11	±3	26	72	2	±16	
E5 - E9	19	±4	31	62	7	±9	
ANG Officers	21	±3	21	73	6	±8	
O1 - O3	21	±4	32	63	5	±12	
O4 - O6	21	±4	16	78	6	±10	
USAFR Enlisted	14	±2	31	63	6	±8	
E1 - E4	8	±3	26	69	NR	±21	
E5 - E9	15	±3	31	63	6	±8	
USAFR Officers	16	±3	19	78	3	±8	
O1 - O3	11	±4	12	83	5	±16	
O4 - O6	17	±3	21	77	3	±9	

Note. Percent responding are Reserve component spouses who answered the question, whose husband/wife was activated and deployed in the past 24 months (Q13/Q14), who had a child or children under 19 living with them during their husband/wife's most recent deployment (Q43), and who indicated the question was applicable (Q47).

NR: Not reportable

47. In response to your spouse's deployment, did your child experience any of the following emotional changes?

d. Level of fear/anxiety

1. Increased

2. No change

3. Decreased

	Percent Responding		Percentages			Max ME	Percentage Reporting Increased
			1	2	3		
MEMBER DEMOGRAPHICS							
Total DoD	19	±1	62	37	1	±3	
ARNG	23	±2	66	33	1	±4	
USAR	15	±2	62	37	1	±5	
USNR	20	±3	59	39	2	±8	
USMCR	15	±3	66	33	1	±8	
ANG	19	±3	57	42	0	±7	
USAFR	14	±2	54	46	0	±6	
Enlisted	19	±1	63	36	1	±3	
E1 – E4	15	±2	64	34	2	±7	
E5 – E9	20	±2	63	36	1	±4	
Officers	20	±2	60	39	1	±4	
O1 – O3	19	±2	57	41	1	±6	
O4 – O6	20	±2	61	38	1	±4	
Reserve Unit	20	±1	63	36	1	±3	
Military Technician	18	±3	59	41	1	±8	
AGR/FTS/AR	12	±2	57	42	1	±8	
IMA	12	±3	52	47	0	±12	
Not Activated Past 24 Months	NA		NA	NA	NA		
Activated Past 24 Months	39	±2	62	37	1	±3	
Not Deployed Past 24 Months	NA		NA	NA	NA		
Deployed Past 24 Months	60	±2	62	37	1	±3	
SPOUSE DEMOGRAPHICS							
Male	8	±2	46	53	1	±11	
Female	21	±1	63	36	1	±3	
No College/Some College	20	±2	60	38	2	±4	
4-Year Degree	19	±2	66	33	0	±4	
Graduate/Professional Degree	17	±2	63	37	0	±6	
Non-Hispanic White	20	±1	63	36	1	±3	
Total Minority	17	±2	59	38	2	±5	
Non-Hispanic Black	15	±3	49	50	1	±9	
Hispanic	19	±3	63	35	2	±8	
30 Years Old or Younger	14	±2	63	36	1	±6	
31 to 40 Years Old	24	±2	66	33	1	±4	
More Than 40 Years Old	19	±2	59	40	1	±4	
FAMILY STATUS							
With Child(ren)	25	±2	63	36	1	±3	
Without Child(ren)	1	±1	43	57	NR	±19	

Note. Percent responding are Reserve component spouses who answered the question, whose husband/wife was activated and deployed in the past 24 months (Q13/Q14), who had a child or children under 19 living with them during their husband/wife's most recent deployment (Q43), and who indicated the question was applicable (Q47).

NR: Not reportable

NA: Not applicable

47. In response to your spouse's deployment, did your child experience any of the following emotional changes?
d. Level of fear/anxiety

	Percent Responding		Percentages			Max ME	Percentage Reporting Increased
			1	2	3		
MEMBER COMPONENT BY PAYGRADE							
ARNG Enlisted	23	±2	66	32	2	±5	
E1 – E4	21	±4	69	29	3	±10	
E5 – E9	24	±3	65	34	1	±5	
ARNG Officers	24	±3	65	34	0	±6	
O1 – O3	24	±5	59	41	0	±10	
O4 – O6	24	±4	71	29	0	±9	
USAR Enlisted	14	±2	64	36	0	±7	
E1 – E4	11	±3	53	46	1	±13	
E5 – E9	16	±3	68	32	0	±8	
USAR Officers	19	±3	58	39	3	±7	
O1 – O3	16	±4	54	41	4	±12	
O4 – O6	19	±3	63	35	1	±9	
USNR Enlisted	20	±4	59	38	3	±10	
E1 – E4	8	±3	55	41	NR	±20	
E5 – E9	23	±5	59	38	3	±11	
USNR Officers	19	±3	60	40	0	±9	
O1 – O3	15	±4	59	41	NR	±14	
O4 – O6	21	±4	60	40	0	±11	
USMCR Enlisted	14	±3	71	29	0	±11	
E1 – E4	10	±4	73	27	NR	±17	
E5 – E9	17	±5	70	30	NR	±15	
USMCR Officers	20	±4	56	42	2	±10	
O1 – O3	11	±5	NR	NR	NR		
O4 – O6	23	±5	56	42	2	±11	
ANG Enlisted	18	±3	58	42	0	±9	
E1 – E4	11	±3	59	41	NR	±16	
E5 – E9	19	±4	58	42	0	±9	
ANG Officers	21	±3	55	45	0	±8	
O1 – O3	21	±4	51	49	0	±11	
O4 – O6	21	±4	58	42	0	±11	
USAFR Enlisted	14	±2	56	44	0	±8	
E1 – E4	8	±3	52	48	NR	±20	
E5 – E9	15	±3	56	44	0	±8	
USAFR Officers	16	±3	50	48	1	±8	
O1 – O3	12	±4	68	32	NR	±16	
O4 – O6	17	±3	46	52	2	±9	

Note. Percent responding are Reserve component spouses who answered the question, whose husband/wife was activated and deployed in the past 24 months (Q13/Q14), who had a child or children under 19 living with them during their husband/wife's most recent deployment (Q43), and who indicated the question was applicable (Q47).

NR: Not reportable

47. In response to your spouse's deployment, did your child experience any of the following emotional changes?
e. Level of distress over discussions of the war in the home, school, or media

1. Increased

2. No change

3. Decreased

	Percent Responding		Percentages			Max ME	Percentage Reporting Increased
			1	2	3		
MEMBER DEMOGRAPHICS							
Total DoD	17	±1	47	52	1	±3	
ARNG	20	±2	50	48	2	±4	
USAR	14	±2	49	50	1	±6	
USNR	18	±3	42	55	3	±8	
USMCR	13	±2	42	58	0	±9	
ANG	17	±3	40	60	0	±7	
USAFR	13	±2	40	60	0	±6	
Enlisted	16	±1	47	52	1	±4	
E1 – E4	12	±2	50	48	3	±7	
E5 – E9	18	±2	46	52	1	±4	
Officers	19	±2	45	54	1	±4	
O1 – O3	17	±2	44	55	1	±7	
O4 – O6	19	±2	46	54	0	±5	
Reserve Unit	18	±1	47	52	1	±3	
Military Technician	17	±3	43	56	1	±7	
AGR/FTS/AR	11	±2	46	53	1	±8	
IMA	11	±3	29	71	0	±11	
Not Activated Past 24 Months	NA		NA	NA	NA		
Activated Past 24 Months	34	±2	47	52	1	±3	
Not Deployed Past 24 Months	NA		NA	NA	NA		
Deployed Past 24 Months	53	±2	47	52	1	±3	
SPOUSE DEMOGRAPHICS							
Male	8	±2	34	65	1	±12	
Female	18	±1	47	51	1	±3	
No College/Some College	18	±2	46	52	2	±4	
4-Year Degree	16	±2	48	52	1	±5	
Graduate/Professional Degree	15	±2	46	54	0	±6	
Non-Hispanic White	18	±1	46	53	1	±3	
Total Minority	14	±2	48	50	3	±6	
Non-Hispanic Black	13	±3	45	53	2	±10	
Hispanic	17	±3	49	49	2	±8	
30 Years Old or Younger	10	±2	38	60	2	±6	
31 to 40 Years Old	21	±2	48	51	1	±4	
More Than 40 Years Old	18	±2	48	50	1	±4	
FAMILY STATUS							
With Child(ren)	22	±1	47	52	1	±3	
Without Child(ren)	1	±1	38	61	2	±21	

Note. Percent responding are Reserve component spouses who answered the question, whose husband/wife was activated and deployed in the past 24 months (Q13/Q14), who had a child or children under 19 living with them during their husband/wife's most recent deployment (Q43), and who indicated the question was applicable (Q47).
 NA: Not applicable

47. In response to your spouse's deployment, did your child experience any of the following emotional changes?
 e. Level of distress over discussions of the war in the home, school, or media

	Percent Responding		Percentages			Max ME	Percentage Reporting Increased
			1	2	3		
MEMBER COMPONENT BY PAYGRADE							
ARNG Enlisted	19	±2	50	48	2	±5	
E1 - E4	15	±3	52	44	4	±10	
E5 - E9	21	±2	49	49	2	±6	
ARNG Officers	22	±3	50	50	0	±6	
O1 - O3	21	±4	45	55	0	±11	
O4 - O6	23	±4	56	44	0	±9	
USAR Enlisted	13	±2	52	48	0	±7	
E1 - E4	9	±3	52	48	NR	±14	
E5 - E9	14	±3	52	48	0	±9	
USAR Officers	17	±3	44	55	1	±7	
O1 - O3	14	±4	41	55	4	±13	
O4 - O6	18	±3	47	53	0	±9	
USNR Enlisted	19	±4	42	55	3	±11	
E1 - E4	7	±3	32	63	NR	±22	
E5 - E9	21	±5	42	54	3	±11	
USNR Officers	17	±3	44	54	1	±10	
O1 - O3	13	±4	52	48	NR	±15	
O4 - O6	19	±4	42	57	2	±12	
USMCR Enlisted	11	±3	42	58	NR	±12	
E1 - E4	8	±3	30	70	NR	±21	
E5 - E9	14	±4	48	52	NR	±15	
USMCR Officers	19	±4	42	57	1	±10	
O1 - O3	7	±5	NR	NR	NR		
O4 - O6	22	±5	43	56	1	±11	
ANG Enlisted	16	±3	39	60	0	±9	
E1 - E4	8	±3	36	64	NR	±18	
E5 - E9	18	±3	40	60	0	±9	
ANG Officers	19	±3	40	60	0	±9	
O1 - O3	18	±4	37	63	NR	±13	
O4 - O6	19	±4	42	58	0	±11	
USAFR Enlisted	13	±2	40	60	0	±8	
E1 - E4	6	±3	41	59	NR	±22	
E5 - E9	14	±3	40	60	0	±9	
USAFR Officers	14	±2	38	62	0	±9	
O1 - O3	10	±3	52	48	NR	±17	
O4 - O6	16	±3	35	65	0	±10	

Note. Percent responding are Reserve component spouses who answered the question, whose husband/wife was activated and deployed in the past 24 months (Q13/Q14), who had a child or children under 19 living with them during their husband/wife's most recent deployment (Q43), and who indicated the question was applicable (Q47).

NR: Not reportable

47. In response to your spouse's deployment, did your child experience any of the following emotional changes?

f. Level of anger about my spouse's military requirements

1. Increased

2. No change

3. Decreased

	Percent Responding		Percentages			Max ME	Percentage Reporting Increased
			1	2	3		
MEMBER DEMOGRAPHICS							
Total DoD	17	±1	38	61	1	±3	
ARNG	20	±2	42	57	1	±4	
USAR	14	±2	40	59	1	±6	
USNR	17	±3	33	64	3	±8	
USMCR	13	±2	43	57	0	±9	
ANG	16	±3	28	71	0	±7	
USAFR	13	±2	33	66	1	±7	
Enlisted	16	±1	38	60	1	±3	
E1 – E4	13	±2	40	59	1	±7	
E5 – E9	17	±2	38	61	1	±4	
Officers	18	±2	38	62	0	±4	
O1 – O3	17	±2	40	60	0	±7	
O4 – O6	18	±2	34	65	1	±5	
Reserve Unit	18	±1	39	60	1	±3	
Military Technician	16	±3	34	65	1	±7	
AGR/FTS/AR	10	±2	36	62	2	±8	
IMA	12	±3	28	72	0	±13	
Not Activated Past 24 Months	NA		NA	NA	NA		
Activated Past 24 Months	34	±2	38	61	1	±3	
Not Deployed Past 24 Months	NA		NA	NA	NA		
Deployed Past 24 Months	52	±2	38	61	1	±3	
SPOUSE DEMOGRAPHICS							
Male	8	±2	30	68	2	±12	
Female	18	±1	39	60	1	±3	
No College/Some College	17	±2	39	60	1	±4	
4-Year Degree	16	±2	38	61	1	±5	
Graduate/Professional Degree	15	±2	34	66	0	±6	
Non-Hispanic White	18	±1	37	62	1	±3	
Total Minority	14	±2	41	57	2	±6	
Non-Hispanic Black	13	±3	39	60	1	±10	
Hispanic	16	±3	43	55	2	±9	
30 Years Old or Younger	11	±2	40	58	2	±6	
31 to 40 Years Old	21	±2	43	56	1	±4	
More Than 40 Years Old	17	±2	33	66	1	±4	
FAMILY STATUS							
With Child(ren)	21	±1	39	60	1	±3	
Without Child(ren)	1	±1	16	84	NR	±13	

Note. Percent responding are Reserve component spouses who answered the question, whose husband/wife was activated and deployed in the past 24 months (Q13/Q14), who had a child or children under 19 living with them during their husband/wife's most recent deployment (Q43), and who indicated the question was applicable (Q47).

NR: Not reportable

NA: Not applicable

47. In response to your spouse's deployment, did your child experience any of the following emotional changes?
 f. Level of anger about my spouse's military requirements

	Percent Responding		Percentages			Max ME	Percentage Reporting Increased
			1	2	3		
MEMBER COMPONENT BY PAYGRADE							
ARNG Enlisted	19	±2	42	57	1	±5	
E1 - E4	17	±3	42	57	1	±9	
E5 - E9	20	±2	41	57	1	±6	
ARNG Officers	21	±3	43	56	1	±7	
O1 - O3	22	±4	46	54	0	±11	
O4 - O6	20	±4	37	61	2	±10	
USAR Enlisted	13	±2	42	57	1	±7	
E1 - E4	10	±3	38	61	1	±14	
E5 - E9	14	±3	43	56	1	±8	
USAR Officers	16	±3	37	63	0	±8	
O1 - O3	13	±4	30	70	NR	±14	
O4 - O6	17	±3	40	59	1	±10	
USNR Enlisted	17	±4	33	63	4	±10	
E1 - E4	7	±3	34	62	NR	±22	
E5 - E9	19	±4	33	63	4	±11	
USNR Officers	18	±3	33	67	0	±10	
O1 - O3	14	±4	37	63	NR	±15	
O4 - O6	20	±4	32	68	0	±12	
USMCR Enlisted	11	±3	49	51	NR	±12	
E1 - E4	8	±3	32	68	NR	±20	
E5 - E9	14	±4	57	43	NR	±16	
USMCR Officers	18	±4	32	67	1	±10	
O1 - O3	8	±5	NR	NR	NR		
O4 - O6	21	±5	31	68	1	±12	
ANG Enlisted	16	±3	29	71	0	±9	
E1 - E4	8	±3	32	68	NR	±18	
E5 - E9	17	±3	28	71	0	±9	
ANG Officers	19	±3	28	71	1	±8	
O1 - O3	19	±4	29	71	NR	±12	
O4 - O6	19	±4	27	72	1	±11	
USAFR Enlisted	12	±2	32	66	2	±8	
E1 - E4	6	±3	26	69	NR	±23	
E5 - E9	13	±3	33	66	1	±9	
USAFR Officers	13	±2	36	64	0	±9	
O1 - O3	10	±3	46	54	NR	±17	
O4 - O6	14	±3	33	67	0	±10	

Note. Percent responding are Reserve component spouses who answered the question, whose husband/wife was activated and deployed in the past 24 months (Q13/Q14), who had a child or children under 19 living with them during their husband/wife's most recent deployment (Q43), and who indicated the question was applicable (Q47).

NR: Not reportable

47. In response to your spouse's deployment, did your child experience any of the following emotional changes?
g. Other emotional change(s)

1. Increased

2. No change

3. Decreased

	Percent Responding		Percentages			Max ME	Percentage Reporting Increased
			1	2	3		
MEMBER DEMOGRAPHICS							
Total DoD	13	±1	43	57	1	±3	
ARNG	15	±2	47	52	1	±5	
USAR	10	±2	43	56	1	±7	
USNR	13	±3	33	67	1	±9	
USMCR	12	±2	53	46	1	±9	
ANG	14	±3	37	63	0	±8	
USAFR	10	±2	35	65	0	±7	
Enlisted	13	±1	44	55	1	±4	
E1 – E4	11	±2	48	50	2	±8	
E5 – E9	14	±2	43	57	1	±5	
Officers	13	±1	37	62	0	±4	
O1 – O3	13	±2	35	65	0	±8	
O4 – O6	13	±2	37	63	0	±5	
Reserve Unit	14	±1	44	56	1	±4	
Military Technician	13	±3	34	65	0	±9	
AGR/FTS/AR	9	±2	35	64	1	±9	
IMA	10	±3	29	71	0	±12	
Not Activated Past 24 Months	NA		NA	NA	NA		
Activated Past 24 Months	26	±2	43	57	1	±3	
Not Deployed Past 24 Months	NA		NA	NA	NA		
Deployed Past 24 Months	41	±2	43	57	1	±3	
SPOUSE DEMOGRAPHICS							
Male	6	±2	23	76	1	±15	
Female	14	±1	44	56	1	±3	
No College/Some College	14	±2	43	56	1	±5	
4-Year Degree	13	±2	44	56	0	±6	
Graduate/Professional Degree	11	±2	39	61	0	±7	
Non-Hispanic White	14	±1	41	59	0	±4	
Total Minority	11	±2	47	51	2	±7	
Non-Hispanic Black	10	±3	35	63	2	±11	
Hispanic	13	±3	52	46	2	±10	
30 Years Old or Younger	10	±2	48	51	1	±8	
31 to 40 Years Old	16	±2	46	53	0	±5	
More Than 40 Years Old	13	±2	36	63	1	±5	
FAMILY STATUS							
With Child(ren)	17	±1	43	57	1	±3	
Without Child(ren)	1	±1	NR	NR	NR		

Note. Percent responding are Reserve component spouses who answered the question, whose husband/wife was activated and deployed in the past 24 months (Q13/Q14), who had a child or children under 19 living with them during their husband/wife's most recent deployment (Q43), and who indicated the question was applicable (Q47).

NR: Not reportable

NA: Not applicable

47. In response to your spouse's deployment, did your child experience any of the following emotional changes?
g. Other emotional change(s)

	Percent Responding		Percentages			Max ME	Percentage Reporting Increased
			1	2	3		
MEMBER COMPONENT BY PAYGRADE							
ARNG Enlisted	16	±2	48	50	1	±6	
E1 – E4	15	±4	53	45	2	±11	
E5 – E9	16	±2	46	53	1	±7	
ARNG Officers	15	±2	39	61	0	±7	
O1 – O3	15	±4	37	63	0	±12	
O4 – O6	15	±3	39	61	0	±11	
USAR Enlisted	9	±2	44	55	1	±9	
E1 – E4	8	±3	35	63	2	±16	
E5 – E9	10	±2	47	52	1	±10	
USAR Officers	12	±2	42	58	0	±9	
O1 – O3	10	±3	34	66	NR	±16	
O4 – O6	12	±3	46	53	1	±11	
USNR Enlisted	13	±3	33	67	0	±12	
E1 – E4	6	±3	NR	NR	NR		
E5 – E9	15	±4	32	68	0	±13	
USNR Officers	12	±3	33	66	1	±12	
O1 – O3	9	±4	35	61	4	±19	
O4 – O6	12	±4	31	69	NR	±14	
USMCR Enlisted	11	±3	59	40	1	±13	
E1 – E4	8	±3	38	58	4	±19	
E5 – E9	13	±4	71	29	NR	±17	
USMCR Officers	15	±3	39	60	1	±11	
O1 – O3	8	±5	NR	NR	NR		
O4 – O6	17	±4	41	58	1	±13	
ANG Enlisted	14	±3	37	63	0	±10	
E1 – E4	8	±3	44	56	NR	±18	
E5 – E9	14	±3	37	63	0	±11	
ANG Officers	15	±3	34	66	0	±10	
O1 – O3	15	±4	30	70	NR	±13	
O4 – O6	15	±4	36	64	NR	±13	
USAFR Enlisted	9	±2	38	62	0	±9	
E1 – E4	5	±3	NR	NR	NR		
E5 – E9	10	±2	37	63	0	±10	
USAFR Officers	10	±2	27	73	0	±10	
O1 – O3	9	±3	36	64	NR	±19	
O4 – O6	11	±3	25	75	0	±11	

Note. Percent responding are Reserve component spouses who answered the question, whose husband/wife was activated and deployed in the past 24 months (Q13/Q14), who had a child or children under 19 living with them during their husband/wife's most recent deployment (Q43), and who indicated the question was applicable (Q47).

NR: Not reportable

48. Are the following applicable to your child's ability to cope with deployments? {Subitems a-h}

- a. Communication with the deployed parent
- b. My ability to maintain a stable household routine
- c. My support for the deployment
- d. Family member support for the deployment
- e. Caregiver/teacher reaction to the deployment
- f. Limited exposure to media coverage of the war
- g. Having friends or classmates who have had a parent deployed
- h. Geographic stability (e.g., no relocations, changes in schools)

	Percent Responding		Percentages								Max ME
			a	b	c	d	e	f	g	h	
MEMBER DEMOGRAPHICS											
Total DoD	21	±1	96	95	94	93	86	84	75	80	±2
ARNG	25	±2	95	95	94	93	86	85	76	79	±4
USAR	17	±2	95	95	93	93	87	86	75	82	±5
USNR	22	±3	96	97	95	93	84	83	78	83	±7
USMCR	18	±3	90	91	89	88	77	72	62	72	±8
ANG	21	±3	96	95	93	92	86	81	73	79	±7
USAFR	16	±2	97	96	95	95	89	85	77	82	±5
Enlisted	21	±2	95	95	93	93	86	84	75	78	±3
E1 – E4	18	±2	93	93	91	90	83	79	69	72	±6
E5 – E9	22	±2	96	96	94	94	87	85	77	80	±3
Officers	22	±2	97	97	95	93	88	85	75	85	±3
O1 – O3	22	±3	96	97	94	91	85	80	70	80	±6
O4 – O6	21	±2	97	97	96	94	90	89	78	88	±4
Reserve Unit	23	±1	96	95	94	93	86	84	74	79	±3
Military Technician	21	±3	94	93	90	90	83	81	75	77	±7
AGR/FTS/AR	13	±2	96	96	94	96	88	83	81	84	±8
IMA	13	±3	96	94	94	90	89	86	81	79	±14
Not Activated Past 24 Months	NA		NA	NA	NA	NA	NA	NA	NA	NA	
Activated Past 24 Months	43	±2	96	95	94	93	86	84	75	80	±2
Not Deployed Past 24 Months	NA		NA	NA	NA	NA	NA	NA	NA	NA	
Deployed Past 24 Months	67	±2	96	95	94	93	86	84	75	80	±2
SPOUSE DEMOGRAPHICS											
Male	9	±2	99	98	97	96	92	87	87	88	±9
Female	23	±1	95	95	93	93	86	84	74	79	±3
No College/Some College	22	±2	95	95	93	93	85	84	76	79	±3
4-Year Degree	21	±2	96	96	94	93	88	85	73	81	±4
Graduate/Professional Degree	19	±2	96	96	94	93	88	83	76	83	±5
Non-Hispanic White	22	±2	96	96	94	93	86	84	73	80	±3
Total Minority	19	±2	95	95	92	93	86	85	81	80	±4
Non-Hispanic Black	17	±3	95	94	91	93	86	84	83	79	±9
Hispanic	21	±3	97	97	96	94	89	86	79	80	±6
30 Years Old or Younger	19	±2	90	91	88	87	73	70	58	68	±6
31 to 40 Years Old	25	±2	98	97	95	95	92	88	78	85	±3
More Than 40 Years Old	20	±2	97	96	96	95	89	90	83	82	±3
FAMILY STATUS											
With Child(ren)	28	±2	96	96	94	93	86	85	75	80	±3
Without Child(ren)	2	±1	82	82	81	81	70	67	76	65	±23

Note. Percent responding are Reserve component spouses who answered the question, whose husband/wife was activated and deployed in the past 24 months (Q13/ Q14), and who had a child or children under 19 living with them during their husband/wife's most recent deployment (Q43).

NA: Not applicable

48. Are the following applicable to your child's ability to cope with deployments? {Subitems a-h}

	Percent Responding		Percentages								Max ME
			a	b	c	d	e	f	g	h	
MEMBER COMPONENT BY PAYGRADE											
ARNG Enlisted	25	±2	95	95	93	93	86	85	75	77	±4
E1 – E4	25	±4	93	93	91	89	83	81	68	70	±8
E5 – E9	26	±3	96	96	94	95	87	87	79	81	±5
ARNG Officers	26	±3	97	97	96	94	88	85	77	85	±5
O1 – O3	27	±5	96	97	94	91	84	78	69	79	±9
O4 – O6	24	±4	98	98	98	97	94	94	87	91	±7
USAR Enlisted	16	±2	95	95	94	94	87	86	76	81	±6
E1 – E4	13	±3	94	94	92	93	89	83	79	78	±11
E5 – E9	18	±3	96	95	94	94	86	87	74	82	±7
USAR Officers	20	±3	95	95	93	91	87	87	73	83	±6
O1 – O3	18	±4	95	96	93	90	85	87	72	83	±11
O4 – O6	21	±3	96	96	94	92	89	86	74	83	±8
USNR Enlisted	22	±4	96	97	95	93	82	81	80	83	±9
E1 – E4	10	±4	96	97	86	89	87	68	73	84	±19
E5 – E9	25	±5	97	96	96	93	82	82	81	83	±10
USNR Officers	20	±3	96	97	95	93	88	88	73	85	±9
O1 – O3	17	±4	98	98	96	91	85	85	71	79	±13
O4 – O6	22	±4	95	97	94	94	89	88	73	87	±11
USMCR Enlisted	17	±3	88	89	88	85	72	67	58	66	±10
E1 – E4	15	±4	79	81	79	75	59	57	47	55	±14
E5 – E9	19	±5	94	94	94	92	81	74	65	74	±14
USMCR Officers	21	±4	95	96	93	94	88	85	72	85	±9
O1 – O3	14	±6	87	NR	NR	NR	68	NR	37	68	±23
O4 – O6	23	±5	97	97	95	96	93	91	77	88	±11
ANG Enlisted	20	±3	96	95	93	92	87	81	73	77	±8
E1 – E4	13	±4	93	94	94	91	74	69	58	75	±15
E5 – E9	21	±4	96	95	92	92	88	81	74	78	±9
ANG Officers	23	±3	98	97	95	92	85	84	73	84	±7
O1 – O3	23	±4	97	97	92	91	84	77	69	75	±11
O4 – O6	23	±4	98	96	96	92	85	87	75	89	±10
USAFR Enlisted	15	±2	97	97	95	94	88	85	77	79	±7
E1 – E4	9	±4	91	89	85	89	89	69	71	73	±21
E5 – E9	17	±3	97	98	96	95	87	87	77	79	±7
USAFR Officers	16	±3	98	95	96	96	93	85	78	89	±8
O1 – O3	14	±4	95	98	95	95	93	76	83	88	±15
O4 – O6	17	±3	99	94	97	96	93	87	76	90	±9

Note. Percent responding are Reserve component spouses who answered the question, whose husband/wife was activated and deployed in the past 24 months (Q13/Q14), and who had a child or children under 19 living with them during their husband/wife's most recent deployment (Q43).

NR: Not reportable

48. Are the following applicable to your child's ability to cope with deployments? {Subitems i-o}

- i. Temporary reunions with the deployed parent (R&R time)
- j. Support from teachers and school administrators
- k. Church or religious activities and/or support
- l. Extracurricular activities
- m. Programs or services for children of deployed parents
- n. Counseling services
- o. Other

	Percent Responding		Percentages							Max ME
			i	j	k	l	m	n	o	
MEMBER DEMOGRAPHICS										
Total DoD	21	±1	84	84	78	87	76	70	20	±3
ARNG	25	±2	91	84	77	85	79	72	21	±4
USAR	17	±2	91	84	80	88	77	75	18	±5
USNR	22	±3	83	86	81	84	67	65	20	±8
USMCR	18	±3	66	71	65	76	59	54	11	±8
ANG	21	±3	65	85	79	92	72	64	21	±7
USAFR	16	±2	67	88	81	91	75	67	14	±6
Enlisted	21	±2	85	83	77	86	76	70	21	±3
E1 – E4	18	±2	86	74	71	79	71	66	21	±6
E5 – E9	22	±2	85	86	79	88	78	72	20	±3
Officers	22	±2	81	87	82	90	74	68	16	±3
O1 – O3	22	±3	84	82	80	85	73	66	16	±6
O4 – O6	21	±2	77	90	85	94	73	68	16	±4
Reserve Unit	23	±1	84	84	78	86	75	69	20	±3
Military Technician	21	±3	73	84	73	87	72	68	19	±7
AGR/FTS/AR	13	±2	84	89	81	92	82	75	16	±7
IMA	13	±3	86	90	82	91	68	69	23	±14
Not Activated Past 24 Months	NA		NA	NA	NA	NA	NA	NA	NA	
Activated Past 24 Months	43	±2	84	84	78	87	76	70	20	±3
Not Deployed Past 24 Months	NA		NA	NA	NA	NA	NA	NA	NA	
Deployed Past 24 Months	67	±2	84	84	78	87	76	70	20	±3
SPOUSE DEMOGRAPHICS										
Male	9	±2	88	90	81	90	84	82	34	±12
Female	23	±1	84	84	78	87	75	69	19	±3
No College/Some College	22	±2	86	83	76	85	77	72	22	±3
4-Year Degree	21	±2	82	85	80	89	74	67	15	±4
Graduate/Professional Degree	19	±2	80	88	81	90	75	65	19	±6
Non-Hispanic White	22	±2	83	83	77	87	74	68	17	±3
Total Minority	19	±2	87	86	80	87	82	75	26	±5
Non-Hispanic Black	17	±3	88	84	85	84	82	69	28	±10
Hispanic	21	±3	88	89	81	90	83	78	25	±8
30 Years Old or Younger	19	±2	82	62	65	71	64	58	17	±6
31 to 40 Years Old	25	±2	84	89	80	91	79	74	18	±3
More Than 40 Years Old	20	±2	85	93	84	92	79	73	23	±4
FAMILY STATUS										
With Child(ren)	28	±2	84	84	78	87	76	70	19	±3
Without Child(ren)	2	±1	75	76	61	69	65	59	24	±21

Note. Percent responding are Reserve component spouses who answered the question, whose husband/wife was activated and deployed in the past 24 months (Q13/Q14), who had a child or children under 19 living with them during their husband/wife's most recent deployment (Q43), and who indicated the question was applicable (Q48).

NA: Not applicable

48. Are the following applicable to your child's ability to cope with deployments? {Subitems i-o}

	Percent Responding		Percentages							Max ME
			i	j	k	l	m	n	o	
MEMBER COMPONENT BY PAYGRADE										
ARNG Enlisted	25	±2	92	83	76	84	79	72	22	±4
E1 – E4	25	±4	89	75	69	78	72	64	23	±9
E5 – E9	26	±3	93	87	78	87	82	75	22	±5
ARNG Officers	26	±3	88	87	82	90	81	72	16	±5
O1 – O3	27	±5	87	81	81	85	73	67	14	±9
O4 – O6	24	±4	91	96	86	97	89	77	17	±8
USAR Enlisted	16	±2	91	83	79	88	78	75	19	±6
E1 – E4	13	±3	88	77	80	84	76	81	22	±12
E5 – E9	18	±3	92	86	78	89	79	73	17	±7
USAR Officers	20	±3	91	86	82	88	73	72	15	±6
O1 – O3	18	±4	94	83	82	81	77	75	19	±12
O4 – O6	21	±3	90	88	85	93	70	69	11	±9
USNR Enlisted	22	±4	85	85	81	83	68	66	21	±10
E1 – E4	10	±4	88	82	80	81	71	71	27	±19
E5 – E9	25	±5	85	85	81	83	68	66	21	±11
USNR Officers	20	±3	77	88	80	87	64	63	16	±9
O1 – O3	17	±4	76	85	74	85	70	70	23	±13
O4 – O6	22	±4	78	89	81	87	61	61	14	±11
USMCR Enlisted	17	±3	65	65	60	70	57	50	8	±10
E1 – E4	15	±4	64	47	52	55	48	34	5	±15
E5 – E9	19	±5	65	77	65	80	63	61	10	±14
USMCR Officers	21	±4	70	88	80	92	65	63	16	±9
O1 – O3	14	±6	63	62	NR	68	NR	31	NR	±23
O4 – O6	23	±5	69	92	83	96	65	68	17	±11
ANG Enlisted	20	±3	68	86	77	92	73	65	21	±8
E1 – E4	13	±4	64	69	68	83	64	63	16	±15
E5 – E9	21	±4	68	87	78	92	73	65	21	±9
ANG Officers	23	±3	58	85	85	93	69	60	21	±8
O1 – O3	23	±4	64	81	74	89	65	53	11	±11
O4 – O6	23	±4	54	87	90	95	71	64	26	±11
USAFR Enlisted	15	±2	69	87	80	90	77	70	15	±7
E1 – E4	9	±4	69	77	83	79	75	70	14	±22
E5 – E9	17	±3	69	88	80	92	77	70	15	±8
USAFR Officers	16	±3	63	89	81	93	69	61	10	±8
O1 – O3	14	±4	62	86	76	93	71	60	14	±15
O4 – O6	17	±3	63	90	82	94	69	62	9	±10

Note. Percent responding are Reserve component spouses who answered the question, whose husband/wife was activated and deployed in the past 24 months (Q13/Q14), who had a child or children under 19 living with them during their husband/wife's most recent deployment (Q43), and who indicated the question was applicable (Q48).

NR: Not reportable

48. How important are the following in your child's ability to cope with deployments?

a. Communication with the deployed parent

1. Not important
4. Important

2. Somewhat important
5. Very important

3. Moderately important

	Percent Responding		Percentages					Max ME	Average Importance		
			1	2	3	4	5				
MEMBER DEMOGRAPHICS											
Total DoD	20	±1	1	2	3	12	83	±2	4.7	±0.1	
ARNG	24	±2	0	2	2	12	84	±3	4.8	±0.1	
USAR	16	±2	0	1	3	13	83	±4	4.8	±0.1	
USNR	21	±3	3	3	6	13	76	±8	4.6	±0.2	
USMCR	16	±3	0	1	4	11	83	±7	4.8	±0.1	
ANG	20	±3	0	3	2	8	87	±5	4.8	±0.1	
USAFR	15	±2	1	3	3	17	76	±6	4.7	±0.1	
Enlisted	20	±2	1	2	2	11	84	±3	4.8	±0.1	
E1 – E4	17	±2	0	1	1	11	87	±5	4.8	±0.1	
E5 – E9	21	±2	1	2	3	12	83	±3	4.7	±0.1	
Officers	21	±2	0	3	3	13	81	±3	4.7	±0.1	
O1 – O3	21	±2	0	3	3	12	82	±5	4.7	±0.1	
O4 – O6	21	±2	1	3	4	14	79	±4	4.7	±0.1	
Reserve Unit	22	±1	1	2	2	12	83	±2	4.7	±0.1	
Military Technician	19	±3	0	3	2	11	84	±5	4.8	±0.1	
AGR/FTS/AR	13	±2	0	2	3	11	83	±6	4.7	±0.1	
IMA	13	±3	3	2	6	20	69	±12	4.5	±0.2	
Not Activated Past 24 Months	NA		NA	NA	NA	NA	NA		NA		
Activated Past 24 Months	41	±2	1	2	3	12	83	±2	4.7	±0.1	
Not Deployed Past 24 Months	NA		NA	NA	NA	NA	NA		NA		
Deployed Past 24 Months	64	±2	1	2	3	12	83	±2	4.7	±0.1	
SPOUSE DEMOGRAPHICS											
Male	9	±2	2	2	3	22	72	±11	4.6	±0.2	
Female	22	±1	1	2	3	11	83	±2	4.7	±0.1	
No College/Some College	21	±2	1	2	2	12	83	±3	4.7	±0.1	
4-Year Degree	20	±2	1	2	3	11	84	±3	4.8	±0.1	
Graduate/Professional Degree	18	±2	0	4	3	13	80	±5	4.7	±0.1	
Non-Hispanic White	21	±1	0	2	3	11	83	±2	4.7	±0.1	
Total Minority	18	±2	1	1	2	13	82	±4	4.7	±0.1	
Non-Hispanic Black	16	±3	2	1	2	15	81	±9	4.7	±0.1	
Hispanic	20	±3	1	1	2	9	87	±5	4.8	±0.1	
30 Years Old or Younger	17	±2	1	1	2	7	89	±3	4.8	±0.1	
31 to 40 Years Old	25	±2	0	3	2	10	85	±3	4.8	±0.1	
More Than 40 Years Old	19	±2	1	2	4	16	77	±4	4.7	±0.1	
FAMILY STATUS											
With Child(ren)	27	±2	1	2	3	12	83	±2	4.7	±0.1	
Without Child(ren)	1	±1	NR	1	5	13	74	±22	4.5	±0.5	

Note. Percent responding are Reserve component spouses who answered the question, whose husband/wife was activated and deployed in the past 24 months (Q13/Q14), who had a child or children under 19 living with them during their husband/wife's most recent deployment (Q43), and who indicated the question was applicable (Q48).

NR: Not reportable

NA: Not applicable

48. How important are the following in your child's ability to cope with deployments?

a. Communication with the deployed parent

	Percent Responding		Percentages					Max ME	Average Importance		
			1	2	3	4	5				
MEMBER COMPONENT BY PAYGRADE											
ARNG Enlisted	24	±2	1	2	2	12	84	±4	4.8	±0.1	
E1 – E4	23	±4	0	1	1	10	88	±6	4.9	±0.1	
E5 – E9	25	±3	1	2	3	13	82	±4	4.7	±0.1	
ARNG Officers	25	±3	0	4	2	11	83	±5	4.7	±0.1	
O1 – O3	26	±5	0	4	2	12	82	±9	4.7	±0.2	
O4 – O6	24	±4	0	3	2	11	84	±8	4.8	±0.2	
USAR Enlisted	15	±2	0	1	2	12	85	±5	4.8	±0.1	
E1 – E4	12	±3	0	1	1	12	86	±10	4.8	±0.1	
E5 – E9	17	±3	0	1	2	12	84	±6	4.8	±0.1	
USAR Officers	19	±3	1	2	4	14	79	±6	4.7	±0.1	
O1 – O3	17	±4	1	2	6	12	79	±13	4.7	±0.2	
O4 – O6	20	±3	1	2	2	18	77	±8	4.7	±0.2	
USNR Enlisted	21	±4	4	3	5	12	77	±10	4.6	±0.2	
E1 – E4	9	±4	4	NR	4	9	83	±20	4.7	±0.4	
E5 – E9	24	±5	4	3	5	12	76	±11	4.5	±0.3	
USNR Officers	20	±3	2	3	7	14	75	±9	4.6	±0.2	
O1 – O3	16	±4	NR	2	2	19	77	±13	4.7	±0.2	
O4 – O6	21	±4	2	3	8	12	74	±11	4.5	±0.3	
USMCR Enlisted	15	±3	0	1	4	10	85	±10	4.8	±0.2	
E1 – E4	12	±4	NR	NR	3	8	89	±15	4.9	±0.2	
E5 – E9	18	±5	NR	1	4	11	83	±14	4.8	±0.2	
USMCR Officers	20	±4	1	2	6	12	78	±9	4.7	±0.2	
O1 – O3	12	±6	NR	NR	NR	NR			4.9	±0.2	
O4 – O6	23	±5	1	3	7	13	76	±11	4.6	±0.2	
ANG Enlisted	19	±3	0	4	2	7	87	±6	4.8	±0.2	
E1 – E4	12	±4	NR	1	NR	18	81	±14	4.8	±0.2	
E5 – E9	21	±4	0	4	2	7	88	±7	4.8	±0.2	
ANG Officers	22	±3	1	1	3	11	84	±7	4.8	±0.1	
O1 – O3	23	±4	0	0	1	13	86	±10	4.8	±0.1	
O4 – O6	22	±4	1	1	5	10	84	±9	4.7	±0.2	
USAFR Enlisted	15	±2	1	2	3	18	76	±7	4.7	±0.2	
E1 – E4	8	±3	NR	NR	2	24	74	±21	4.7	±0.2	
E5 – E9	16	±3	1	2	3	17	76	±8	4.7	±0.2	
USAFR Officers	16	±3	0	5	3	15	77	±8	4.6	±0.2	
O1 – O3	13	±4	NR	NR	3	10	87	±14	4.8	±0.2	
O4 – O6	17	±3	0	6	3	17	75	±9	4.6	±0.2	

Note. Percent responding are Reserve component spouses who answered the question, whose husband/wife was activated and deployed in the past 24 months (Q13/ Q14), who had a child or children under 19 living with them during their husband/wife's most recent deployment (Q43), and who indicated the question was applicable (Q48).

NR: Not reportable

48. How important are the following in your child's ability to cope with deployments?

b. My ability to maintain a stable household routine

1. Not important
4. Important2. Somewhat important
5. Very important

3. Moderately important

	Percent Responding		Percentages					Max ME	Average Importance		
			1	2	3	4	5				
MEMBER DEMOGRAPHICS											
Total DoD	20	±1	1	1	2	13	83	±2	4.8	±0.1	
ARNG	24	±2	1	1	2	12	85	±3	4.8	±0.1	
USAR	16	±2	0	1	2	14	83	±5	4.8	±0.1	
USNR	21	±3	3	0	3	16	78	±7	4.7	±0.2	
USMCR	16	±3	0	1	2	13	84	±7	4.8	±0.1	
ANG	20	±3	0	2	2	12	85	±6	4.8	±0.1	
USAFR	15	±2	0	0	3	16	80	±5	4.8	±0.1	
Enlisted	20	±2	1	1	2	13	83	±3	4.8	±0.1	
E1 – E4	17	±2	1	1	1	14	84	±5	4.8	±0.1	
E5 – E9	21	±2	1	1	2	13	83	±3	4.8	±0.1	
Officers	21	±2	0	1	2	14	83	±3	4.8	±0.1	
O1 – O3	21	±2	1	1	2	11	85	±5	4.8	±0.1	
O4 – O6	21	±2	0	0	2	16	81	±4	4.8	±0.1	
Reserve Unit	22	±1	1	1	2	13	83	±2	4.8	±0.1	
Military Technician	19	±3	0	1	3	14	82	±6	4.8	±0.1	
AGR/FTS/AR	13	±2	0	1	1	13	84	±6	4.8	±0.1	
IMA	12	±3	1	0	5	17	77	±13	4.7	±0.2	
Not Activated Past 24 Months	NA		NA	NA	NA	NA	NA		NA		
Activated Past 24 Months	41	±2	1	1	2	13	83	±2	4.8	±0.1	
Not Deployed Past 24 Months	NA		NA	NA	NA	NA	NA		NA		
Deployed Past 24 Months	64	±2	1	1	2	13	83	±2	4.8	±0.1	
SPOUSE DEMOGRAPHICS											
Male	9	±2	2	1	1	19	77	±9	4.7	±0.2	
Female	22	±1	1	1	2	13	84	±2	4.8	±0.1	
No College/Some College	21	±2	1	1	2	14	82	±3	4.8	±0.1	
4-Year Degree	20	±2	0	1	2	12	85	±3	4.8	±0.1	
Graduate/Professional Degree	18	±2	0	2	2	11	86	±6	4.8	±0.1	
Non-Hispanic White	21	±1	1	1	2	13	84	±2	4.8	±0.1	
Total Minority	18	±2	1	1	2	14	83	±4	4.8	±0.1	
Non-Hispanic Black	16	±3	1	2	1	16	81	±10	4.7	±0.1	
Hispanic	20	±3	0	0	2	12	86	±6	4.8	±0.1	
30 Years Old or Younger	17	±2	1	0	1	10	88	±4	4.8	±0.1	
31 to 40 Years Old	25	±2	0	1	2	11	86	±3	4.8	±0.1	
More Than 40 Years Old	19	±2	1	1	2	18	78	±4	4.7	±0.1	
FAMILY STATUS											
With Child(ren)	26	±2	1	1	2	13	84	±2	4.8	±0.1	
Without Child(ren)	1	±1	NR	NR	2	32	61	±21	4.4	±0.5	

Note. Percent responding are Reserve component spouses who answered the question, whose husband/wife was activated and deployed in the past 24 months (Q13/Q14), who had a child or children under 19 living with them during their husband/wife's most recent deployment (Q43), and who indicated the question was applicable (Q48).

NR: Not reportable

NA: Not applicable

48. How important are the following in your child's ability to cope with deployments?

b. My ability to maintain a stable household routine

	Percent Responding		Percentages					Max ME	Average Importance		
			1	2	3	4	5				
MEMBER COMPONENT BY PAYGRADE											
ARNG Enlisted	24	±2	1	1	2	12	84	±3	4.8	±0.1	
E1 – E4	23	±4	0	0	0	14	85	±7	4.8	±0.1	
E5 – E9	25	±3	1	1	2	12	84	±4	4.8	±0.1	
ARNG Officers	25	±3	1	1	2	11	85	±5	4.8	±0.1	
O1 – O3	26	±5	2	2	2	10	85	±9	4.7	±0.2	
O4 – O6	24	±4	0	0	3	12	85	±8	4.8	±0.1	
USAR Enlisted	15	±2	0	1	2	15	81	±6	4.8	±0.1	
E1 – E4	12	±3	1	1	3	16	80	±13	4.7	±0.2	
E5 – E9	17	±3	0	1	2	15	82	±7	4.8	±0.1	
USAR Officers	19	±3	0	1	2	12	86	±5	4.8	±0.1	
O1 – O3	17	±4	1	0	3	9	87	±11	4.8	±0.2	
O4 – O6	20	±3	0	1	1	15	83	±7	4.8	±0.1	
USNR Enlisted	21	±4	4	0	3	15	78	±9	4.6	±0.2	
E1 – E4	10	±4	8	NR	NR	13	79	±19	4.6	±0.5	
E5 – E9	24	±5	4	0	3	15	78	±10	4.6	±0.2	
USNR Officers	20	±3	0	1	2	20	78	±9	4.7	±0.1	
O1 – O3	16	±4	NR	NR	NR	14	86	±12	4.9	±0.1	
O4 – O6	21	±4	0	1	3	21	75	±11	4.7	±0.2	
USMCR Enlisted	15	±3	0	1	3	13	83	±10	4.8	±0.1	
E1 – E4	12	±4	NR	NR	3	8	89	±15	4.9	±0.2	
E5 – E9	18	±5	NR	1	3	16	80	±13	4.7	±0.2	
USMCR Officers	20	±4	1	0	1	14	84	±8	4.8	±0.1	
O1 – O3	13	±6	NR	NR	NR	20	73	±24	4.5	±0.5	
O4 – O6	23	±5	0	0	1	13	86	±10	4.9	±0.1	
ANG Enlisted	19	±3	0	2	2	11	85	±7	4.8	±0.2	
E1 – E4	12	±4	NR	4	1	8	87	±17	4.8	±0.3	
E5 – E9	20	±4	0	2	2	11	85	±8	4.8	±0.2	
ANG Officers	22	±3	0	0	1	16	83	±7	4.8	±0.1	
O1 – O3	23	±4	0	0	0	19	81	±10	4.8	±0.1	
O4 – O6	22	±4	0	0	2	14	85	±9	4.8	±0.1	
USAFR Enlisted	15	±2	0	0	3	15	81	±7	4.8	±0.1	
E1 – E4	8	±3	NR	NR	7	22	71	±21	4.6	±0.3	
E5 – E9	16	±3	0	0	3	14	82	±7	4.8	±0.1	
USAFR Officers	15	±3	0	1	3	18	79	±8	4.7	±0.1	
O1 – O3	13	±4	NR	NR	3	5	92	±13	4.9	±0.2	
O4 – O6	16	±3	0	1	3	22	75	±9	4.7	±0.1	

Note. Percent responding are Reserve component spouses who answered the question, whose husband/wife was activated and deployed in the past 24 months (Q13/Q14), who had a child or children under 19 living with them during their husband/wife's most recent deployment (Q43), and who indicated the question was applicable (Q48).

NR: Not reportable

48. How important are the following in your child's ability to cope with deployments?

c. My support for the deployment

1. Not important
4. Important

2. Somewhat important
5. Very important

3. Moderately important

	Percent Responding		Percentages					Max ME	Average Importance		
			1	2	3	4	5				
MEMBER DEMOGRAPHICS											
Total DoD	20	±1	2	3	6	20	70	±3	4.5	±0.1	
ARNG	24	±2	1	3	6	16	73	±4	4.6	±0.1	
USAR	16	±2	3	2	5	18	72	±5	4.5	±0.1	
USNR	20	±3	4	2	6	25	64	±8	4.4	±0.2	
USMCR	16	±3	1	2	3	28	66	±8	4.6	±0.2	
ANG	19	±3	2	4	6	24	64	±7	4.5	±0.2	
USAFR	15	±2	3	4	7	26	60	±6	4.4	±0.2	
Enlisted	20	±2	2	2	6	19	71	±3	4.5	±0.1	
E1 – E4	17	±2	1	1	5	17	76	±6	4.7	±0.1	
E5 – E9	21	±2	2	3	6	20	69	±3	4.5	±0.1	
Officers	21	±2	3	4	7	20	66	±3	4.4	±0.1	
O1 – O3	20	±2	2	5	6	18	68	±6	4.5	±0.2	
O4 – O6	21	±2	3	4	8	21	63	±4	4.4	±0.1	
Reserve Unit	21	±1	2	2	6	20	69	±3	4.5	±0.1	
Military Technician	19	±3	1	4	8	23	64	±7	4.5	±0.2	
AGR/FTS/AR	12	±2	2	5	4	14	74	±7	4.5	±0.2	
IMA	12	±3	2	3	15	22	58	±15	4.3	±0.3	
Not Activated Past 24 Months	NA		NA	NA	NA	NA	NA		NA		
Activated Past 24 Months	41	±2	2	3	6	20	70	±3	4.5	±0.1	
Not Deployed Past 24 Months	NA		NA	NA	NA	NA	NA		NA		
Deployed Past 24 Months	63	±2	2	3	6	20	70	±3	4.5	±0.1	
SPOUSE DEMOGRAPHICS											
Male	8	±2	4	3	5	19	68	±10	4.4	±0.2	
Female	22	±1	2	3	6	20	70	±3	4.5	±0.1	
No College/Some College	21	±2	2	2	5	19	73	±3	4.6	±0.1	
4-Year Degree	20	±2	3	4	8	21	65	±4	4.4	±0.1	
Graduate/Professional Degree	18	±2	4	4	8	18	66	±6	4.4	±0.2	
Non-Hispanic White	21	±1	2	3	6	20	69	±3	4.5	±0.1	
Total Minority	17	±2	2	3	4	20	71	±5	4.6	±0.1	
Non-Hispanic Black	15	±3	3	4	2	23	69	±10	4.5	±0.2	
Hispanic	20	±3	1	1	3	17	78	±7	4.7	±0.1	
30 Years Old or Younger	16	±2	1	1	6	15	77	±5	4.7	±0.1	
31 to 40 Years Old	24	±2	3	3	5	19	70	±4	4.5	±0.1	
More Than 40 Years Old	19	±2	2	4	6	23	65	±4	4.5	±0.1	
FAMILY STATUS											
With Child(ren)	26	±2	2	3	6	20	70	±3	4.5	±0.1	
Without Child(ren)	1	±1	NR	NR	2	31	61	±21	4.4	±0.5	

Note. Percent responding are Reserve component spouses who answered the question, whose husband/wife was activated and deployed in the past 24 months (Q13/Q14), who had a child or children under 19 living with them during their husband/wife's most recent deployment (Q43), and who indicated the question was applicable (Q48).

NR: Not reportable

NA: Not applicable

48. How important are the following in your child's ability to cope with deployments?

c. My support for the deployment

	Percent Responding		Percentages					Max ME	Average Importance		
			1	2	3	4	5				
MEMBER COMPONENT BY PAYGRADE											
ARNG Enlisted	24	±2	1	2	6	16	74	±4	4.6	±0.1	
E1 – E4	22	±4	0	1	5	16	77	±8	4.7	±0.1	
E5 – E9	24	±3	2	2	7	16	73	±5	4.6	±0.1	
ARNG Officers	25	±3	2	5	6	19	69	±6	4.5	±0.2	
O1 – O3	25	±5	1	6	6	19	69	±9	4.5	±0.2	
O4 – O6	24	±4	2	4	7	17	71	±9	4.5	±0.2	
USAR Enlisted	15	±2	3	2	4	18	74	±6	4.6	±0.1	
E1 – E4	12	±3	2	1	6	22	70	±12	4.6	±0.2	
E5 – E9	17	±3	3	2	3	16	76	±7	4.6	±0.2	
USAR Officers	19	±3	5	3	6	18	68	±7	4.4	±0.2	
O1 – O3	17	±4	3	4	8	16	70	±13	4.5	±0.3	
O4 – O6	19	±3	6	3	7	19	64	±9	4.3	±0.3	
USNR Enlisted	21	±4	5	2	6	24	64	±10	4.4	±0.2	
E1 – E4	8	±4	9	NR	8	10	73	±20	4.4	±0.5	
E5 – E9	24	±5	4	2	6	25	63	±11	4.4	±0.2	
USNR Officers	19	±3	2	2	6	27	63	±9	4.5	±0.2	
O1 – O3	16	±4	6	5	2	28	59	±14	4.3	±0.3	
O4 – O6	21	±4	1	2	7	27	64	±11	4.5	±0.2	
USMCR Enlisted	15	±3	1	1	1	32	65	±11	4.6	±0.2	
E1 – E4	12	±4	3	3	NR	22	73	±16	4.6	±0.3	
E5 – E9	18	±5	NR	NR	1	38	61	±14	4.6	±0.2	
USMCR Officers	20	±4	0	5	8	20	67	±10	4.5	±0.2	
O1 – O3	13	±6	NR	NR	NR	33	NR	±24	4.5	±0.3	
O4 – O6	22	±5	0	6	8	16	69	±11	4.5	±0.2	
ANG Enlisted	19	±3	1	3	5	26	65	±9	4.5	±0.2	
E1 – E4	12	±4	NR	NR	8	11	81	±13	4.7	±0.2	
E5 – E9	20	±4	1	4	5	27	63	±9	4.5	±0.2	
ANG Officers	22	±3	4	6	10	18	62	±8	4.3	±0.2	
O1 – O3	21	±4	4	6	7	12	71	±11	4.4	±0.3	
O4 – O6	22	±4	4	6	11	21	58	±11	4.2	±0.3	
USAFR Enlisted	14	±2	3	3	5	27	61	±8	4.4	±0.2	
E1 – E4	8	±3	NR	NR	NR	26	70	±21	4.7	±0.3	
E5 – E9	16	±3	4	4	5	27	60	±8	4.4	±0.2	
USAFR Officers	16	±3	3	4	11	25	57	±8	4.3	±0.2	
O1 – O3	13	±4	NR	2	10	17	71	±15	4.6	±0.3	
O4 – O6	16	±3	4	4	11	27	54	±10	4.2	±0.2	

Note. Percent responding are Reserve component spouses who answered the question, whose husband/wife was activated and deployed in the past 24 months (Q13/Q14), who had a child or children under 19 living with them during their husband/wife's most recent deployment (Q43), and who indicated the question was applicable (Q48).

NR: Not reportable

48. How important are the following in your child's ability to cope with deployments?

d. Family member support for the deployment

1. Not important
4. Important2. Somewhat important
5. Very important

3. Moderately important

	Percent Responding		Percentages					Max ME	Average Importance		
			1	2	3	4	5				
MEMBER DEMOGRAPHICS											
Total DoD	20	±1	3	3	7	23	65	±3	4.4	±0.1	
ARNG	24	±2	2	3	7	20	68	±4	4.5	±0.1	
USAR	16	±2	2	3	5	23	67	±5	4.5	±0.1	
USNR	20	±3	5	2	6	28	59	±8	4.3	±0.2	
USMCR	16	±3	2	5	3	25	65	±8	4.5	±0.2	
ANG	19	±3	3	4	7	26	60	±7	4.4	±0.2	
USAFR	15	±2	5	5	6	25	58	±6	4.3	±0.2	
Enlisted	20	±2	2	3	6	22	67	±3	4.5	±0.1	
E1 – E4	17	±2	2	2	5	20	72	±6	4.6	±0.1	
E5 – E9	21	±2	3	3	6	23	65	±4	4.4	±0.1	
Officers	21	±2	3	5	8	24	60	±4	4.3	±0.1	
O1 – O3	20	±2	2	5	8	21	64	±6	4.4	±0.2	
O4 – O6	20	±2	4	5	8	25	58	±5	4.3	±0.1	
Reserve Unit	21	±1	3	3	7	23	65	±3	4.4	±0.1	
Military Technician	19	±3	1	4	9	25	61	±7	4.4	±0.2	
AGR/FTS/AR	13	±2	3	3	5	21	68	±7	4.5	±0.2	
IMA	12	±3	2	6	11	26	55	±16	4.2	±0.3	
Not Activated Past 24 Months	NA		NA	NA	NA	NA	NA		NA		
Activated Past 24 Months	40	±2	3	3	7	23	65	±3	4.4	±0.1	
Not Deployed Past 24 Months	NA		NA	NA	NA	NA	NA		NA		
Deployed Past 24 Months	62	±2	3	3	7	23	65	±3	4.4	±0.1	
SPOUSE DEMOGRAPHICS											
Male	8	±2	3	3	6	30	57	±11	4.4	±0.2	
Female	21	±1	3	3	7	22	66	±3	4.5	±0.1	
No College/Some College	20	±2	2	2	6	22	68	±3	4.5	±0.1	
4-Year Degree	20	±2	3	4	8	24	61	±4	4.4	±0.1	
Graduate/Professional Degree	18	±2	4	5	6	23	62	±6	4.3	±0.1	
Non-Hispanic White	21	±1	3	3	7	23	65	±3	4.4	±0.1	
Total Minority	17	±2	3	2	6	23	66	±5	4.5	±0.1	
Non-Hispanic Black	16	±3	3	3	5	24	65	±10	4.5	±0.2	
Hispanic	20	±3	1	2	6	19	72	±7	4.6	±0.1	
30 Years Old or Younger	16	±2	2	2	4	16	76	±5	4.6	±0.1	
31 to 40 Years Old	24	±2	3	3	6	22	66	±4	4.4	±0.1	
More Than 40 Years Old	19	±2	3	4	8	28	58	±4	4.3	±0.1	
FAMILY STATUS											
With Child(ren)	26	±2	3	3	7	23	65	±3	4.4	±0.1	
Without Child(ren)	1	±1	NR	NR	2	29	63	±22	4.4	±0.5	






































Note. Percent responding are Reserve component spouses who answered the question, whose husband/wife was activated and deployed in the past 24 months (Q13/Q14), who had a child or children under 19 living with them during their husband/wife's most recent deployment (Q43), and who indicated the question was applicable (Q48).

NR: Not reportable

NA: Not applicable

48. How important are the following in your child's ability to cope with deployments?

d. Family member support for the deployment

	Percent Responding		Percentages					Max ME	Average Importance		
			1	2	3	4	5				
MEMBER COMPONENT BY PAYGRADE											
ARNG Enlisted	24	±2	2	2	7	20	69	±4	4.5	±0.1	
E1 – E4	22	±4	0	2	5	19	73	±8	4.6	±0.2	
E5 – E9	24	±3	3	2	8	20	67	±5	4.5	±0.1	
ARNG Officers	24	±3	2	5	7	21	65	±6	4.4	±0.2	
O1 – O3	24	±4	1	6	8	20	65	±10	4.4	±0.2	
O4 – O6	24	±4	3	4	6	19	68	±9	4.5	±0.2	
USAR Enlisted	15	±2	2	3	4	22	69	±6	4.5	±0.1	
E1 – E4	12	±3	4	0	5	22	68	±12	4.5	±0.2	
E5 – E9	17	±3	1	4	4	22	69	±7	4.6	±0.1	
USAR Officers	19	±3	2	3	8	24	62	±7	4.4	±0.2	
O1 – O3	16	±4	2	2	9	20	68	±12	4.5	±0.2	
O4 – O6	19	±3	3	4	9	26	59	±9	4.3	±0.2	
USNR Enlisted	20	±4	5	1	5	29	60	±10	4.4	±0.2	
E1 – E4	9	±4	8	NR	10	17	60	±20	4.2	±0.5	
E5 – E9	23	±5	5	1	5	30	60	±11	4.4	±0.2	
USNR Officers	19	±3	4	4	9	26	57	±9	4.3	±0.2	
O1 – O3	15	±4	2	8	8	25	57	±14	4.3	±0.3	
O4 – O6	21	±4	5	3	9	27	57	±11	4.3	±0.3	
USMCR Enlisted	14	±3	3	3	2	26	66	±11	4.5	±0.3	
E1 – E4	11	±4	NR	3	3	15	80	±16	4.7	±0.3	
E5 – E9	17	±5	5	4	1	33	58	±17	4.4	±0.4	
USMCR Officers	20	±4	1	7	6	23	63	±10	4.4	±0.2	
O1 – O3	13	±6	NR	NR	NR	27	66	±24	4.5	±0.5	
O4 – O6	22	±5	0	9	5	22	63	±11	4.4	±0.2	
ANG Enlisted	19	±3	1	4	7	26	62	±9	4.4	±0.2	
E1 – E4	12	±4	10	1	4	20	65	±15	4.3	±0.4	
E5 – E9	20	±4	0	4	7	26	62	±9	4.4	±0.2	
ANG Officers	21	±3	8	5	9	26	52	±8	4.1	±0.3	
O1 – O3	21	±4	7	6	7	25	54	±12	4.1	±0.3	
O4 – O6	21	±4	9	4	10	27	50	±11	4.1	±0.3	
USAFR Enlisted	14	±2	6	4	5	23	61	±8	4.3	±0.2	
E1 – E4	8	±3	NR	NR	NR	17	70	±20	4.4	±0.5	
E5 – E9	16	±3	6	4	5	24	60	±8	4.3	±0.2	
USAFR Officers	16	±3	3	8	9	28	51	±8	4.2	±0.2	
O1 – O3	13	±4	NR	5	7	20	68	±15	4.5	±0.3	
O4 – O6	16	±3	4	9	9	30	47	±10	4.1	±0.3	

Note. Percent responding are Reserve component spouses who answered the question, whose husband/wife was activated and deployed in the past 24 months (Q13/ Q14), who had a child or children under 19 living with them during their husband/wife's most recent deployment (Q43), and who indicated the question was applicable (Q48).

NR: Not reportable

48. How important are the following in your child's ability to cope with deployments?

e. Caregiver/teacher reaction to the deployment

1. Not important
4. Important

2. Somewhat important
5. Very important

3. Moderately important

	Percent Responding		Percentages					Max ME	Average Importance		
			1	2	3	4	5				
MEMBER DEMOGRAPHICS											
Total DoD	18	±1	4	4	8	24	58	±3	4.3	±0.1	
ARNG	22	±2	4	4	8	23	61	±4	4.3	±0.1	
USAR	15	±2	4	5	7	24	60	±5	4.3	±0.1	
USNR	18	±3	9	5	7	30	49	±8	4.1	±0.3	
USMCR	14	±3	4	4	9	26	56	±9	4.3	±0.2	
ANG	18	±3	5	4	11	24	56	±8	4.2	±0.2	
USAFR	14	±2	5	7	11	26	51	±6	4.1	±0.2	
Enlisted	18	±1	4	4	8	24	60	±3	4.3	±0.1	
E1 – E4	15	±2	3	3	6	21	66	±7	4.4	±0.2	
E5 – E9	19	±2	5	4	9	25	58	±4	4.3	±0.1	
Officers	19	±2	5	7	9	25	54	±4	4.2	±0.1	
O1 – O3	18	±2	6	6	7	25	56	±6	4.2	±0.2	
O4 – O6	19	±2	4	7	10	25	53	±5	4.2	±0.1	
Reserve Unit	20	±1	5	4	8	25	58	±3	4.3	±0.1	
Military Technician	17	±3	7	6	11	22	53	±7	4.1	±0.2	
AGR/FTS/AR	12	±2	3	5	6	20	67	±7	4.4	±0.2	
IMA	12	±3	10	6	17	27	41	±15	3.8	±0.3	
Not Activated Past 24 Months	NA		NA	NA	NA	NA	NA		NA		
Activated Past 24 Months	37	±2	4	4	8	24	58	±3	4.3	±0.1	
Not Deployed Past 24 Months	NA		NA	NA	NA	NA	NA		NA		
Deployed Past 24 Months	58	±2	4	4	8	24	58	±3	4.3	±0.1	
SPOUSE DEMOGRAPHICS											
Male	8	±2	11	5	12	23	49	±12	3.9	±0.3	
Female	20	±1	4	4	8	24	59	±3	4.3	±0.1	
No College/Some College	19	±2	5	3	9	23	60	±4	4.3	±0.1	
4-Year Degree	19	±2	4	6	8	25	58	±5	4.3	±0.1	
Graduate/Professional Degree	17	±2	4	6	8	28	53	±7	4.2	±0.1	
Non-Hispanic White	19	±1	4	5	8	25	58	±3	4.3	±0.1	
Total Minority	16	±2	5	4	8	22	61	±6	4.3	±0.2	
Non-Hispanic Black	15	±3	4	4	12	24	56	±10	4.3	±0.2	
Hispanic	19	±3	5	2	3	26	64	±8	4.4	±0.2	
30 Years Old or Younger	14	±2	3	2	8	23	65	±6	4.4	±0.1	
31 to 40 Years Old	23	±2	5	4	7	23	61	±4	4.3	±0.1	
More Than 40 Years Old	17	±2	5	6	10	27	53	±4	4.2	±0.1	
FAMILY STATUS											
With Child(ren)	24	±2	4	4	9	24	58	±3	4.3	±0.1	
Without Child(ren)	1	±1	NR	2	2	24	64	±21	4.3	±0.6	

Note. Percent responding are Reserve component spouses who answered the question, whose husband/wife was activated and deployed in the past 24 months (Q13/Q14), who had a child or children under 19 living with them during their husband/wife's most recent deployment (Q43), and who indicated the question was applicable (Q48).

NR: Not reportable

NA: Not applicable

48. How important are the following in your child's ability to cope with deployments?

e. Caregiver/teacher reaction to the deployment

	Percent Responding		Percentages					Max ME	Average Importance		
			1	2	3	4	5				
MEMBER COMPONENT BY PAYGRADE											
ARNG Enlisted	22	±2	4	4	8	23	62	±5	4.4	±0.1	
E1 – E4	20	±4	1	4	6	22	68	±9	4.5	±0.2	
E5 – E9	23	±2	5	3	9	24	60	±5	4.3	±0.2	
ARNG Officers	23	±3	5	6	7	24	58	±6	4.2	±0.2	
O1 – O3	22	±4	8	4	4	26	57	±10	4.2	±0.3	
O4 – O6	23	±4	1	8	11	22	58	±9	4.3	±0.2	
USAR Enlisted	14	±2	4	2	7	24	63	±7	4.4	±0.2	
E1 – E4	12	±3	6	1	7	20	66	±12	4.4	±0.3	
E5 – E9	15	±3	3	3	7	26	62	±8	4.4	±0.2	
USAR Officers	18	±3	4	10	8	24	54	±7	4.1	±0.2	
O1 – O3	15	±4	4	10	8	21	56	±13	4.1	±0.4	
O4 – O6	18	±3	4	7	8	26	55	±9	4.2	±0.3	
USNR Enlisted	18	±4	11	4	6	27	52	±10	4.0	±0.3	
E1 – E4	9	±4	15	9	7	18	52	±20	3.8	±0.6	
E5 – E9	20	±5	10	4	6	28	51	±11	4.1	±0.4	
USNR Officers	18	±3	4	5	9	37	45	±10	4.1	±0.2	
O1 – O3	14	±4	5	6	5	38	47	±15	4.2	±0.3	
O4 – O6	20	±4	4	5	10	37	44	±12	4.1	±0.3	
USMCR Enlisted	12	±3	6	3	8	26	58	±13	4.3	±0.3	
E1 – E4	9	±3	4	NR	7	15	74	±19	4.6	±0.4	
E5 – E9	15	±4	7	4	8	31	49	±19	4.1	±0.4	
USMCR Officers	19	±4	2	6	13	27	53	±10	4.2	±0.2	
O1 – O3	10	±5	NR	NR	NR	NR	NR		4.1	±0.7	
O4 – O6	22	±5	1	6	13	27	53	±11	4.2	±0.3	
ANG Enlisted	18	±3	4	4	12	25	55	±9	4.2	±0.2	
E1 – E4	10	±3	15	NR	10	24	50	±20	3.9	±0.6	
E5 – E9	19	±4	4	4	12	25	55	±10	4.2	±0.2	
ANG Officers	19	±3	5	7	10	20	58	±9	4.2	±0.2	
O1 – O3	20	±4	5	6	10	25	54	±12	4.2	±0.3	
O4 – O6	19	±4	5	7	10	17	60	±11	4.2	±0.3	
USAFR Enlisted	13	±2	4	7	10	26	53	±8	4.2	±0.2	
E1 – E4	8	±3	NR	13	NR	28	59	±20	4.3	±0.4	
E5 – E9	14	±3	5	6	11	26	52	±9	4.1	±0.2	
USAFR Officers	15	±3	7	7	13	25	48	±8	4.0	±0.2	
O1 – O3	13	±4	NR	5	17	18	60	±15	4.3	±0.3	
O4 – O6	16	±3	9	7	12	27	45	±10	3.9	±0.3	

Note. Percent responding are Reserve component spouses who answered the question, whose husband/wife was activated and deployed in the past 24 months (Q13/Q14), who had a child or children under 19 living with them during their husband/wife's most recent deployment (Q43), and who indicated the question was applicable (Q48).

NR: Not reportable

48. How important are the following in your child's ability to cope with deployments?

f. Limited exposure to media coverage of the war

- 1. Not important
- 2. Somewhat important
- 3. Moderately important
- 4. Important
- 5. Very important

	Percent Responding		Percentages					Max ME	Average Importance		
			1	2	3	4	5				
MEMBER DEMOGRAPHICS											
Total DoD	18	±1	11	9	15	20	45	±3	3.8	±0.1	
ARNG	22	±2	10	7	15	19	50	±4	3.9	±0.1	
USAR	15	±2	10	12	18	17	43	±6	3.7	±0.2	
USNR	18	±3	16	10	13	24	38	±8	3.6	±0.3	
USMCR	13	±2	11	8	14	18	49	±9	3.9	±0.3	
ANG	17	±3	14	9	14	20	42	±8	3.7	±0.2	
USAFR	13	±2	14	13	15	23	35	±6	3.5	±0.2	
Enlisted	18	±1	11	8	15	19	47	±3	3.8	±0.1	
E1 – E4	15	±2	11	5	11	18	55	±7	4.0	±0.2	
E5 – E9	19	±2	11	8	16	20	45	±4	3.8	±0.1	
Officers	19	±2	13	13	15	21	39	±4	3.6	±0.1	
O1 – O3	17	±2	15	11	14	21	38	±7	3.6	±0.2	
O4 – O6	19	±2	12	14	13	21	39	±5	3.6	±0.2	
Reserve Unit	19	±1	12	8	15	20	45	±3	3.8	±0.1	
Military Technician	17	±3	10	9	17	21	43	±7	3.8	±0.2	
AGR/FTS/AR	11	±2	6	14	14	17	48	±8	3.9	±0.2	
IMA	11	±3	17	14	24	21	25	±15	3.2	±0.4	
Not Activated Past 24 Months	NA		NA	NA	NA	NA	NA		NA		
Activated Past 24 Months	37	±2	11	9	15	20	45	±3	3.8	±0.1	
Not Deployed Past 24 Months	NA		NA	NA	NA	NA	NA		NA		
Deployed Past 24 Months	57	±2	11	9	15	20	45	±3	3.8	±0.1	
SPOUSE DEMOGRAPHICS											
Male	8	±2	34	9	12	10	36	±14	3.1	±0.5	
Female	19	±1	10	9	15	20	46	±3	3.8	±0.1	
No College/Some College	19	±2	11	8	15	20	47	±4	3.8	±0.1	
4-Year Degree	18	±2	12	10	13	20	45	±5	3.8	±0.2	
Graduate/Professional Degree	16	±2	13	9	20	21	37	±6	3.6	±0.2	
Non-Hispanic White	19	±1	11	10	15	20	44	±3	3.8	±0.1	
Total Minority	16	±2	12	7	14	19	48	±6	3.9	±0.2	
Non-Hispanic Black	14	±3	10	4	14	24	48	±10	4.0	±0.3	
Hispanic	18	±3	9	5	12	18	56	±8	4.1	±0.2	
30 Years Old or Younger	13	±2	12	6	13	19	50	±6	3.9	±0.2	
31 to 40 Years Old	22	±2	9	9	12	18	51	±4	3.9	±0.1	
More Than 40 Years Old	18	±2	13	10	18	22	37	±4	3.6	±0.2	
FAMILY STATUS											
With Child(ren)	23	±2	11	9	15	20	45	±3	3.8	±0.1	
Without Child(ren)	1	±1	15	2	16	22	45	±25	3.8	±0.6	

Note. Percent responding are Reserve component spouses who answered the question, whose husband/wife was activated and deployed in the past 24 months (Q13/Q14), who had a child or children under 19 living with them during their husband/wife's most recent deployment (Q43), and who indicated the question was applicable (Q48).

NA: Not applicable

48. How important are the following in your child's ability to cope with deployments?

f. Limited exposure to media coverage of the war

	Percent Responding		Percentages					Max ME	Average Importance		
			1	2	3	4	5				
MEMBER COMPONENT BY PAYGRADE											
ARNG Enlisted	22	±2	9	6	15	19	51	±5	4.0	±0.2	
E1 – E4	20	±4	10	4	9	18	59	±9	4.1	±0.3	
E5 – E9	22	±3	9	7	17	19	47	±5	3.9	±0.2	
ARNG Officers	22	±3	12	9	13	22	45	±6	3.8	±0.2	
O1 – O3	21	±4	14	8	10	25	44	±11	3.8	±0.4	
O4 – O6	23	±4	12	12	6	20	50	±9	3.8	±0.3	
USAR Enlisted	14	±2	8	11	18	16	46	±7	3.8	±0.2	
E1 – E4	11	±3	7	8	17	21	48	±13	3.9	±0.3	
E5 – E9	15	±3	9	12	19	15	46	±8	3.8	±0.3	
USAR Officers	18	±3	13	15	16	20	36	±7	3.5	±0.2	
O1 – O3	16	±4	18	16	22	13	31	±13	3.2	±0.4	
O4 – O6	18	±3	10	14	12	24	41	±10	3.7	±0.3	
USNR Enlisted	18	±4	17	8	11	22	42	±11	3.7	±0.4	
E1 – E4	7	±3	20	10	NR	26	30	±23	3.4	±0.7	
E5 – E9	21	±5	17	7	11	22	43	±11	3.7	±0.4	
USNR Officers	18	±3	13	15	17	27	28	±9	3.4	±0.3	
O1 – O3	14	±4	15	10	13	25	37	±15	3.6	±0.4	
O4 – O6	20	±4	13	17	18	28	25	±11	3.4	±0.3	
USMCR Enlisted	11	±3	11	5	13	18	53	±12	4.0	±0.4	
E1 – E4	8	±3	19	4	14	15	48	±19	3.7	±0.6	
E5 – E9	14	±4	7	6	12	20	55	±15	4.1	±0.4	
USMCR Officers	18	±4	10	14	17	17	42	±10	3.7	±0.3	
O1 – O3	8	±5	NR	NR	NR	NR	NR		NR		
O4 – O6	21	±4	11	14	19	14	42	±12	3.6	±0.4	
ANG Enlisted	16	±3	14	7	15	21	43	±9	3.7	±0.3	
E1 – E4	9	±3	23	4	11	18	44	±20	3.6	±0.6	
E5 – E9	17	±3	13	7	15	22	43	±10	3.7	±0.3	
ANG Officers	19	±3	16	16	11	17	40	±9	3.5	±0.3	
O1 – O3	18	±4	18	15	15	15	37	±13	3.4	±0.4	
O4 – O6	20	±4	15	16	9	18	41	±11	3.5	±0.4	
USAFR Enlisted	13	±2	14	12	13	24	36	±8	3.6	±0.3	
E1 – E4	6	±3	NR	11	18	11	NR	±23	3.7	±0.7	
E5 – E9	14	±3	15	13	13	25	35	±9	3.5	±0.3	
USAFR Officers	14	±2	14	14	20	20	32	±9	3.4	±0.3	
O1 – O3	10	±3	13	12	15	26	34	±17	3.6	±0.5	
O4 – O6	15	±3	14	15	22	19	31	±10	3.4	±0.3	

Note. Percent responding are Reserve component spouses who answered the question, whose husband/wife was activated and deployed in the past 24 months (Q13/ Q14), who had a child or children under 19 living with them during their husband/wife's most recent deployment (Q43), and who indicated the question was applicable (Q48).

NR: Not reportable

48. How important are the following in your child's ability to cope with deployments?

g. Having friends or classmates who have had a parent deployed

1. Not important
4. Important2. Somewhat important
5. Very important

3. Moderately important

	Percent Responding		Percentages					Max ME	Average Importance		
			1	2	3	4	5				
MEMBER DEMOGRAPHICS											
Total DoD	16	±1	16	11	16	22	35	±3	3.5	±0.1	
ARNG	19	±2	13	9	15	23	39	±4	3.7	±0.2	
USAR	13	±2	14	13	17	21	36	±6	3.5	±0.2	
USNR	17	±3	21	10	17	20	31	±9	3.3	±0.3	
USMCR	11	±2	18	11	15	17	40	±10	3.5	±0.3	
ANG	15	±3	21	17	16	19	28	±8	3.2	±0.3	
USAFR	12	±2	20	9	20	25	27	±6	3.3	±0.2	
Enlisted	16	±1	15	10	15	22	37	±4	3.6	±0.1	
E1 – E4	13	±2	13	7	10	25	45	±7	3.8	±0.2	
E5 – E9	17	±2	16	11	17	21	35	±4	3.5	±0.2	
Officers	17	±2	19	14	18	20	28	±4	3.2	±0.2	
O1 – O3	15	±2	18	12	23	21	26	±7	3.3	±0.2	
O4 – O6	17	±2	22	14	17	20	27	±5	3.2	±0.2	
Reserve Unit	17	±1	16	11	16	22	36	±3	3.5	±0.1	
Military Technician	15	±3	19	11	20	19	32	±8	3.3	±0.3	
AGR/FTS/AR	11	±2	15	15	12	25	33	±9	3.5	±0.3	
IMA	11	±3	17	10	28	19	26	±15	3.3	±0.3	
Not Activated Past 24 Months	NA		NA	NA	NA	NA	NA		NA		
Activated Past 24 Months	33	±2	16	11	16	22	35	±3	3.5	±0.1	
Not Deployed Past 24 Months	NA		NA	NA	NA	NA	NA		NA		
Deployed Past 24 Months	50	±2	16	11	16	22	35	±3	3.5	±0.1	
SPOUSE DEMOGRAPHICS											
Male	8	±2	27	8	10	16	39	±14	3.3	±0.5	
Female	17	±1	15	11	16	22	35	±3	3.5	±0.1	
No College/Some College	17	±2	14	10	15	21	40	±4	3.6	±0.2	
4-Year Degree	15	±2	20	11	16	23	30	±5	3.3	±0.2	
Graduate/Professional Degree	14	±2	17	14	20	23	26	±6	3.3	±0.2	
Non-Hispanic White	16	±1	17	12	17	22	33	±3	3.4	±0.1	
Total Minority	15	±2	14	9	14	22	41	±6	3.7	±0.2	
Non-Hispanic Black	14	±3	14	5	14	24	42	±10	3.8	±0.3	
Hispanic	17	±3	8	12	12	24	44	±9	3.8	±0.3	
30 Years Old or Younger	11	±2	17	9	16	20	38	±7	3.5	±0.2	
31 to 40 Years Old	20	±2	16	12	15	21	36	±4	3.5	±0.2	
More Than 40 Years Old	16	±2	16	11	16	23	34	±5	3.5	±0.2	
FAMILY STATUS											
With Child(ren)	21	±1	16	11	16	22	35	±3	3.5	±0.1	
Without Child(ren)	1	±1	17	4	5	37	37	±23	3.7	±0.6	

Note. Percent responding are Reserve component spouses who answered the question, whose husband/wife was activated and deployed in the past 24 months (Q13/Q14), who had a child or children under 19 living with them during their husband/wife's most recent deployment (Q43), and who indicated the question was applicable (Q48).

NA: Not applicable

48. How important are the following in your child's ability to cope with deployments?

g. Having friends or classmates who have had a parent deployed

	Percent Responding		Percentages					Max ME	Average Importance		
			1	2	3	4	5				
MEMBER COMPONENT BY PAYGRADE											
ARNG Enlisted	19	±2	13	8	14	23	41	±5	3.7	±0.2	
E1 – E4	17	±3	12	5	11	25	47	±10	3.9	±0.3	
E5 – E9	20	±2	13	9	16	23	38	±6	3.6	±0.2	
ARNG Officers	20	±3	16	12	18	22	33	±7	3.4	±0.2	
O1 – O3	19	±4	18	12	24	18	28	±12	3.3	±0.4	
O4 – O6	21	±4	16	10	14	25	34	±10	3.5	±0.3	
USAR Enlisted	12	±2	11	12	15	23	39	±8	3.7	±0.2	
E1 – E4	10	±3	9	8	9	28	46	±14	3.9	±0.4	
E5 – E9	13	±3	12	14	18	21	36	±9	3.5	±0.3	
USAR Officers	15	±2	20	15	20	15	30	±8	3.2	±0.3	
O1 – O3	13	±4	17	9	30	19	26	±15	3.3	±0.4	
O4 – O6	15	±3	24	16	13	14	33	±10	3.1	±0.4	
USNR Enlisted	18	±4	22	10	15	17	36	±11	3.3	±0.4	
E1 – E4	7	±3	22	12	10	17	39	±22	3.4	±0.7	
E5 – E9	20	±5	22	10	15	17	36	±12	3.3	±0.4	
USNR Officers	15	±3	20	11	22	30	18	±10	3.2	±0.3	
O1 – O3	12	±4	23	2	14	35	26	±16	3.4	±0.5	
O4 – O6	16	±4	19	13	24	29	15	±13	3.1	±0.4	
USMCR Enlisted	10	±3	19	8	14	15	44	±13	3.6	±0.4	
E1 – E4	7	±3	23	9	9	10	49	±21	3.5	±0.7	
E5 – E9	12	±4	16	7	16	18	42	±18	3.6	±0.5	
USMCR Officers	15	±3	18	17	16	19	30	±11	3.3	±0.4	
O1 – O3	5	±4	NR	NR	NR	NR	NR		NR		
O4 – O6	18	±4	17	16	16	18	33	±13	3.3	±0.4	
ANG Enlisted	15	±3	19	16	16	20	29	±9	3.2	±0.3	
E1 – E4	7	±3	21	24	4	26	24	±21	3.1	±0.6	
E5 – E9	16	±3	19	16	17	19	30	±10	3.3	±0.3	
ANG Officers	17	±3	29	18	15	17	22	±10	2.9	±0.3	
O1 – O3	16	±4	19	16	16	24	24	±13	3.2	±0.4	
O4 – O6	17	±4	33	18	14	13	21	±13	2.7	±0.4	
USAFR Enlisted	12	±2	20	7	20	26	28	±8	3.4	±0.3	
E1 – E4	6	±3	10	NR	16	33	35	±22	3.8	±0.6	
E5 – E9	13	±2	21	7	20	25	28	±9	3.3	±0.3	
USAFR Officers	13	±2	19	14	22	23	23	±9	3.2	±0.3	
O1 – O3	11	±3	14	25	18	28	15	±16	3.0	±0.5	
O4 – O6	13	±3	21	11	23	21	25	±10	3.2	±0.3	

Note. Percent responding are Reserve component spouses who answered the question, whose husband/wife was activated and deployed in the past 24 months (Q13/ Q14), who had a child or children under 19 living with them during their husband/wife's most recent deployment (Q43), and who indicated the question was applicable (Q48).

NR: Not reportable

48. How important are the following in your child's ability to cope with deployments?

h. Geographic stability (e.g., no relocations, changes in schools)

1. Not important 2. Somewhat important 3. Moderately important
 4. Important 5. Very important

	Percent Responding		Percentages					Max ME	Average Importance		
			1	2	3	4	5				
MEMBER DEMOGRAPHICS											
Total DoD	17	±1	4	3	6	20	67	±3	4.4	±0.1	
ARNG	20	±2	4	3	5	23	65	±4	4.4	±0.1	
USAR	14	±2	6	3	4	19	68	±6	4.4	±0.2	
USNR	18	±3	6	6	7	16	66	±8	4.3	±0.2	
USMCR	13	±3	3	1	6	21	68	±9	4.5	±0.2	
ANG	16	±3	2	3	7	17	70	±7	4.5	±0.2	
USAFR	13	±2	4	3	6	20	67	±6	4.4	±0.2	
Enlisted	17	±1	5	3	6	21	66	±4	4.4	±0.1	
E1 – E4	13	±2	5	2	6	23	64	±7	4.4	±0.2	
E5 – E9	18	±2	5	3	6	20	66	±4	4.4	±0.1	
Officers	19	±2	3	3	5	20	69	±4	4.5	±0.1	
O1 – O3	17	±2	4	4	6	23	63	±6	4.4	±0.2	
O4 – O6	19	±2	3	3	5	19	71	±4	4.5	±0.1	
Reserve Unit	18	±1	4	3	5	21	66	±3	4.4	±0.1	
Military Technician	16	±3	4	3	5	19	68	±8	4.4	±0.2	
AGR/FTS/AR	11	±2	2	3	7	18	69	±8	4.5	±0.2	
IMA	10	±3	3	1	5	24	67	±12	4.5	±0.2	
Not Activated Past 24 Months	NA		NA	NA	NA	NA	NA		NA		
Activated Past 24 Months	35	±2	4	3	6	20	67	±3	4.4	±0.1	
Not Deployed Past 24 Months	NA		NA	NA	NA	NA	NA		NA		
Deployed Past 24 Months	54	±2	4	3	6	20	67	±3	4.4	±0.1	
SPOUSE DEMOGRAPHICS											
Male	8	±2	9	1	2	30	59	±13	4.3	±0.4	
Female	18	±1	4	3	6	20	67	±3	4.4	±0.1	
No College/Some College	17	±2	5	4	6	19	66	±4	4.4	±0.1	
4-Year Degree	17	±2	2	3	5	23	68	±5	4.5	±0.1	
Graduate/Professional Degree	16	±2	4	3	6	20	68	±6	4.4	±0.2	
Non-Hispanic White	18	±1	4	3	5	21	67	±3	4.4	±0.1	
Total Minority	15	±2	5	5	5	20	65	±6	4.4	±0.2	
Non-Hispanic Black	13	±3	5	3	4	20	68	±10	4.4	±0.3	
Hispanic	17	±3	3	7	5	18	67	±9	4.4	±0.2	
30 Years Old or Younger	13	±2	4	3	6	22	65	±7	4.4	±0.1	
31 to 40 Years Old	21	±2	4	4	5	20	67	±4	4.4	±0.1	
More Than 40 Years Old	16	±2	4	2	5	21	67	±4	4.4	±0.1	
FAMILY STATUS											
With Child(ren)	22	±2	4	3	5	21	67	±3	4.4	±0.1	
Without Child(ren)	1	±1	12	1	4	NR	NR	±24	4.1	±0.6	

Note. Percent responding are Reserve component spouses who answered the question, whose husband/wife was activated and deployed in the past 24 months (Q13/Q14), who had a child or children under 19 living with them during their husband/wife's most recent deployment (Q43), and who indicated the question was applicable (Q48).

NR: Not reportable

NA: Not applicable

48. How important are the following in your child's ability to cope with deployments?

h. Geographic stability (e.g., no relocations, changes in schools)

	Percent Responding		Percentages					Max ME	Average Importance		
			1	2	3	4	5				
MEMBER COMPONENT BY PAYGRADE											
ARNG Enlisted	20	±2	5	3	5	24	63	±5	4.4	±0.1	
E1 – E4	17	±3	4	1	6	25	63	±10	4.4	±0.2	
E5 – E9	21	±2	5	3	5	24	63	±6	4.4	±0.2	
ARNG Officers	22	±3	1	3	5	19	71	±6	4.6	±0.1	
O1 – O3	21	±4	2	4	5	23	65	±10	4.5	±0.2	
O4 – O6	22	±4	1	2	5	16	77	±9	4.7	±0.2	
USAR Enlisted	13	±2	6	3	3	18	69	±7	4.4	±0.2	
E1 – E4	10	±3	4	2	6	18	70	±14	4.5	±0.3	
E5 – E9	15	±3	7	4	2	18	69	±9	4.4	±0.3	
USAR Officers	17	±3	5	3	5	22	65	±7	4.4	±0.2	
O1 – O3	15	±4	9	4	7	26	54	±13	4.1	±0.4	
O4 – O6	17	±3	3	3	5	21	68	±9	4.5	±0.2	
USNR Enlisted	18	±4	7	6	7	15	66	±10	4.3	±0.3	
E1 – E4	8	±4	17	17	8	17	41	±21	3.5	±0.7	
E5 – E9	21	±5	6	5	6	14	68	±11	4.3	±0.3	
USNR Officers	17	±3	3	5	7	19	66	±10	4.4	±0.2	
O1 – O3	13	±4	NR	NR	8	21	71	±15	4.6	±0.2	
O4 – O6	19	±4	3	6	7	19	65	±12	4.4	±0.3	
USMCR Enlisted	11	±3	3	NR	8	20	70	±12	4.5	±0.2	
E1 – E4	8	±3	8	NR	12	12	68	±20	4.3	±0.5	
E5 – E9	14	±4	NR	NR	6	23	71	±16	4.7	±0.2	
USMCR Officers	18	±4	4	3	4	25	65	±10	4.4	±0.2	
O1 – O3	10	±5	NR	NR	NR	NR	NR		4.1	±0.7	
O4 – O6	21	±5	4	4	2	26	65	±12	4.4	±0.3	
ANG Enlisted	16	±3	2	3	8	16	71	±9	4.5	±0.2	
E1 – E4	10	±3	8	2	6	16	68	±18	4.3	±0.5	
E5 – E9	16	±3	1	3	8	16	71	±10	4.5	±0.2	
ANG Officers	19	±3	4	3	5	19	70	±9	4.5	±0.2	
O1 – O3	17	±4	4	5	4	22	65	±13	4.4	±0.3	
O4 – O6	20	±4	4	3	5	17	72	±11	4.5	±0.2	
USAFR Enlisted	12	±2	5	3	7	21	63	±8	4.4	±0.2	
E1 – E4	7	±3	NR	NR	NR	41	59	±21	4.6	±0.3	
E5 – E9	13	±3	5	4	8	19	64	±9	4.3	±0.2	
USAFR Officers	15	±2	2	2	4	18	74	±8	4.6	±0.2	
O1 – O3	12	±3	NR	6	8	18	69	±16	4.5	±0.3	
O4 – O6	15	±3	3	1	3	18	75	±9	4.6	±0.2	

Note. Percent responding are Reserve component spouses who answered the question, whose husband/wife was activated and deployed in the past 24 months (Q13/ Q14), who had a child or children under 19 living with them during their husband/wife's most recent deployment (Q43), and who indicated the question was applicable (Q48).

NR: Not reportable

48. How important are the following in your child's ability to cope with deployments?

i. Temporary reunions with the deployed parent (R&R time)

1. Not important
4. Important

2. Somewhat important
5. Very important

3. Moderately important

	Percent Responding		Percentages					Max ME	Average Importance		
			1	2	3	4	5				
MEMBER DEMOGRAPHICS											
Total DoD	18	±1	4	4	6	15	72	±3	4.5	±0.1	
ARNG	23	±2	2	3	5	13	77	±3	4.6	±0.1	
USAR	16	±2	2	2	4	14	78	±5	4.6	±0.1	
USNR	18	±3	7	6	9	21	57	±8	4.1	±0.2	
USMCR	12	±2	7	9	8	15	62	±9	4.2	±0.3	
ANG	14	±3	6	6	10	20	59	±9	4.2	±0.2	
USAFR	10	±2	9	6	10	19	55	±7	4.0	±0.2	
Enlisted	18	±1	4	3	6	14	73	±3	4.5	±0.1	
E1 – E4	16	±2	1	2	3	11	83	±5	4.7	±0.1	
E5 – E9	19	±2	4	4	7	15	70	±4	4.4	±0.1	
Officers	18	±2	4	5	7	17	67	±4	4.4	±0.1	
O1 – O3	18	±2	3	3	8	21	65	±7	4.4	±0.1	
O4 – O6	17	±2	6	7	7	16	65	±5	4.3	±0.2	
Reserve Unit	19	±1	4	4	6	15	72	±3	4.5	±0.1	
Military Technician	15	±3	5	6	5	19	65	±8	4.3	±0.2	
AGR/FTS/AR	11	±2	3	4	9	12	72	±8	4.5	±0.2	
IMA	11	±3	8	5	11	26	50	±14	4.0	±0.3	
Not Activated Past 24 Months	NA		NA	NA	NA	NA	NA		NA		
Activated Past 24 Months	36	±2	4	4	6	15	72	±3	4.5	±0.1	
Not Deployed Past 24 Months	NA		NA	NA	NA	NA	NA		NA		
Deployed Past 24 Months	56	±2	4	4	6	15	72	±3	4.5	±0.1	
SPOUSE DEMOGRAPHICS											
Male	8	±2	5	1	8	20	66	±12	4.4	±0.2	
Female	19	±1	4	4	6	15	72	±3	4.5	±0.1	
No College/Some College	19	±2	3	3	5	15	74	±3	4.5	±0.1	
4-Year Degree	17	±2	5	3	8	15	68	±5	4.4	±0.1	
Graduate/Professional Degree	15	±2	5	5	6	17	68	±6	4.4	±0.2	
Non-Hispanic White	18	±1	4	4	7	15	71	±3	4.5	±0.1	
Total Minority	16	±2	3	4	4	15	74	±5	4.5	±0.1	
Non-Hispanic Black	15	±3	4	4	2	14	76	±9	4.6	±0.2	
Hispanic	18	±3	2	4	4	13	77	±8	4.6	±0.2	
30 Years Old or Younger	15	±2	1	2	3	12	81	±4	4.7	±0.1	
31 to 40 Years Old	21	±2	4	4	7	15	70	±4	4.4	±0.1	
More Than 40 Years Old	17	±2	5	4	7	17	68	±4	4.4	±0.1	
FAMILY STATUS											
With Child(ren)	23	±2	4	4	6	15	72	±3	4.5	±0.1	
Without Child(ren)	1	±1	NR	2	7	37	47	±23	4.2	±0.5	

Note. Percent responding are Reserve component spouses who answered the question, whose husband/wife was activated and deployed in the past 24 months (Q13/Q14), who had a child or children under 19 living with them during their husband/wife's most recent deployment (Q43), and who indicated the question was applicable (Q48).

NR: Not reportable

NA: Not applicable

48. How important are the following in your child's ability to cope with deployments?

i. Temporary reunions with the deployed parent (R&R time)

	Percent Responding		Percentages					Max ME	Average Importance		
			1	2	3	4	5				
MEMBER COMPONENT BY PAYGRADE											
ARNG Enlisted	23	±2	2	3	5	12	78	±4	4.6	±0.1	
E1 – E4	22	±4	0	2	4	10	84	±6	4.8	±0.1	
E5 – E9	24	±3	3	3	5	13	76	±5	4.6	±0.1	
ARNG Officers	23	±3	3	4	4	18	72	±6	4.5	±0.2	
O1 – O3	23	±4	0	3	4	24	68	±10	4.6	±0.2	
O4 – O6	22	±4	5	6	4	12	74	±9	4.4	±0.2	
USAR Enlisted	15	±2	3	1	3	13	80	±6	4.7	±0.1	
E1 – E4	12	±3	1	0	1	13	85	±10	4.8	±0.2	
E5 – E9	16	±3	3	2	4	13	78	±7	4.6	±0.2	
USAR Officers	19	±3	2	2	7	15	73	±7	4.5	±0.2	
O1 – O3	17	±4	4	1	13	15	67	±13	4.4	±0.3	
O4 – O6	19	±3	2	4	5	15	74	±8	4.6	±0.2	
USNR Enlisted	19	±4	7	6	9	22	57	±11	4.1	±0.3	
E1 – E4	9	±4	NR	NR	NR	27	63	±20	4.4	±0.5	
E5 – E9	21	±5	7	6	10	21	56	±11	4.1	±0.3	
USNR Officers	16	±3	8	6	8	20	58	±10	4.2	±0.3	
O1 – O3	13	±4	7	NR	7	16	69	±16	4.4	±0.4	
O4 – O6	17	±4	8	8	8	21	55	±12	4.1	±0.4	
USMCR Enlisted	11	±3	6	7	7	10	70	±12	4.3	±0.3	
E1 – E4	10	±4	10	7	3	7	73	±18	4.2	±0.5	
E5 – E9	12	±4	3	7	9	12	68	±20	4.4	±0.4	
USMCR Officers	15	±3	8	13	11	25	42	±11	3.8	±0.3	
O1 – O3	9	±5	NR	NR	NR	NR	NR		NR		
O4 – O6	16	±4	8	13	13	24	42	±14	3.8	±0.4	
ANG Enlisted	14	±3	6	5	9	20	60	±11	4.3	±0.3	
E1 – E4	8	±3	2	NR	2	20	71	±18	4.5	±0.4	
E5 – E9	14	±3	6	5	9	20	60	±11	4.2	±0.3	
ANG Officers	13	±3	8	10	14	17	52	±10	4.0	±0.3	
O1 – O3	15	±4	8	5	18	17	53	±14	4.0	±0.4	
O4 – O6	12	±4	8	13	12	17	51	±14	3.9	±0.4	
USAFR Enlisted	10	±2	10	5	10	19	56	±9	4.1	±0.3	
E1 – E4	6	±3	NR	NR	NR	15	85	±23	4.9	±0.2	
E5 – E9	11	±2	11	6	11	20	52	±10	4.0	±0.3	
USAFR Officers	10	±2	9	9	11	18	53	±10	4.0	±0.3	
O1 – O3	9	±3	4	11	11	25	49	±20	4.0	±0.5	
O4 – O6	11	±3	10	9	11	17	54	±12	4.0	±0.4	

Note. Percent responding are Reserve component spouses who answered the question, whose husband/wife was activated and deployed in the past 24 months (Q13/ Q14), who had a child or children under 19 living with them during their husband/wife's most recent deployment (Q43), and who indicated the question was applicable (Q48).

NR: Not reportable

48. How important are the following in your child's ability to cope with deployments?

j. Support from teachers and school administrators

1. Not important
4. Important

2. Somewhat important
5. Very important

3. Moderately important

	Percent Responding		Percentages					Max ME	Average Importance		
			1	2	3	4	5				
MEMBER DEMOGRAPHICS											
Total DoD	18	±1	3	4	7	21	65	±3	4.4	±0.1	
ARNG	21	±2	2	3	7	18	70	±4	4.5	±0.1	
USAR	14	±2	3	3	5	22	67	±5	4.5	±0.1	
USNR	18	±3	5	5	9	26	54	±8	4.2	±0.2	
USMCR	13	±2	2	5	6	29	58	±9	4.4	±0.2	
ANG	18	±3	3	5	9	22	61	±8	4.3	±0.2	
USAFR	14	±2	3	8	8	26	55	±6	4.2	±0.2	
Enlisted	18	±1	3	3	7	21	67	±3	4.4	±0.1	
E1 – E4	14	±2	2	2	4	18	73	±7	4.6	±0.1	
E5 – E9	19	±2	3	4	7	22	65	±4	4.4	±0.1	
Officers	19	±2	3	6	8	22	61	±4	4.3	±0.1	
O1 – O3	18	±2	4	5	10	20	61	±7	4.3	±0.2	
O4 – O6	19	±2	3	6	8	24	60	±5	4.3	±0.1	
Reserve Unit	19	±1	3	4	7	21	66	±3	4.4	±0.1	
Military Technician	17	±3	2	5	12	25	57	±8	4.3	±0.2	
AGR/FTS/AR	12	±2	4	6	5	20	65	±8	4.4	±0.2	
IMA	12	±3	5	8	11	31	44	±13	4.0	±0.3	
Not Activated Past 24 Months	NA		NA	NA	NA	NA	NA		NA		
Activated Past 24 Months	37	±2	3	4	7	21	65	±3	4.4	±0.1	
Not Deployed Past 24 Months	NA		NA	NA	NA	NA	NA		NA		
Deployed Past 24 Months	56	±2	3	4	7	21	65	±3	4.4	±0.1	
SPOUSE DEMOGRAPHICS											
Male	8	±2	9	8	8	20	55	±11	4.0	±0.3	
Female	19	±1	2	4	7	21	66	±3	4.4	±0.1	
No College/Some College	18	±2	3	4	6	20	67	±4	4.4	±0.1	
4-Year Degree	18	±2	2	3	9	23	64	±5	4.4	±0.1	
Graduate/Professional Degree	17	±2	5	5	8	23	59	±6	4.3	±0.2	
Non-Hispanic White	19	±1	3	4	7	21	65	±3	4.4	±0.1	
Total Minority	16	±2	3	4	7	20	65	±5	4.4	±0.1	
Non-Hispanic Black	14	±3	3	2	4	24	67	±10	4.5	±0.2	
Hispanic	19	±3	2	4	9	20	65	±8	4.4	±0.2	
30 Years Old or Younger	12	±2	2	3	6	17	72	±6	4.6	±0.1	
31 to 40 Years Old	23	±2	2	3	7	22	66	±4	4.5	±0.1	
More Than 40 Years Old	18	±2	4	5	7	22	62	±4	4.3	±0.1	
FAMILY STATUS											
With Child(ren)	23	±2	3	4	7	21	65	±3	4.4	±0.1	
Without Child(ren)	1	±1	NR	2	3	35	54	±23	4.3	±0.5	

Note. Percent responding are Reserve component spouses who answered the question, whose husband/wife was activated and deployed in the past 24 months (Q13/Q14), who had a child or children under 19 living with them during their husband/wife's most recent deployment (Q43), and who indicated the question was applicable (Q48).

NR: Not reportable

NA: Not applicable

48. How important are the following in your child's ability to cope with deployments?

j. Support from teachers and school administrators

	Percent Responding		Percentages					Max ME	Average Importance		
			1	2	3	4	5				
MEMBER COMPONENT BY PAYGRADE											
ARNG Enlisted	21	±2	2	3	7	18	70	±4	4.5	±0.1	
E1 – E4	18	±3	1	3	4	19	73	±9	4.6	±0.2	
E5 – E9	22	±3	2	2	8	18	69	±5	4.5	±0.1	
ARNG Officers	22	±3	3	4	7	17	69	±6	4.5	±0.2	
O1 – O3	22	±4	5	3	8	18	67	±10	4.4	±0.3	
O4 – O6	23	±4	2	4	8	19	67	±9	4.5	±0.2	
USAR Enlisted	13	±2	3	2	3	22	71	±7	4.6	±0.2	
E1 – E4	10	±3	3	2	3	16	77	±12	4.6	±0.2	
E5 – E9	15	±3	3	2	3	24	68	±8	4.5	±0.2	
USAR Officers	18	±3	4	6	9	22	59	±7	4.3	±0.2	
O1 – O3	15	±4	2	9	18	16	55	±14	4.1	±0.3	
O4 – O6	18	±3	6	4	4	25	61	±9	4.3	±0.2	
USNR Enlisted	19	±4	7	5	8	26	54	±11	4.1	±0.3	
E1 – E4	8	±4	12	NR	8	16	64	±21	4.2	±0.6	
E5 – E9	21	±5	7	5	8	27	53	±11	4.1	±0.3	
USNR Officers	18	±3	1	6	10	27	56	±10	4.3	±0.2	
O1 – O3	14	±4	2	2	10	32	53	±15	4.3	±0.3	
O4 – O6	20	±4	1	8	10	26	57	±12	4.3	±0.3	
USMCR Enlisted	11	±3	3	4	1	32	60	±14	4.4	±0.3	
E1 – E4	7	±3	NR	NR	NR	14	77	±21	4.6	±0.4	
E5 – E9	14	±4	4	4	NR	39	53	±18	4.3	±0.4	
USMCR Officers	19	±4	0	6	14	25	55	±10	4.3	±0.2	
O1 – O3	9	±5	NR	NR	NR	NR	NR		NR		
O4 – O6	21	±5	0	7	15	26	53	±11	4.2	±0.3	
ANG Enlisted	17	±3	3	4	10	23	61	±9	4.3	±0.2	
E1 – E4	9	±3	NR	NR	12	17	72	±18	4.6	±0.3	
E5 – E9	18	±4	3	5	9	23	60	±10	4.3	±0.2	
ANG Officers	19	±3	4	7	6	22	61	±8	4.3	±0.2	
O1 – O3	19	±4	3	9	4	29	55	±12	4.2	±0.3	
O4 – O6	20	±4	4	7	7	18	64	±11	4.3	±0.3	
USAFR Enlisted	13	±2	4	8	7	23	59	±8	4.2	±0.2	
E1 – E4	7	±3	NR	7	NR	15	73	±21	4.5	±0.4	
E5 – E9	15	±3	4	8	7	23	57	±9	4.2	±0.2	
USAFR Officers	14	±2	1	8	10	34	46	±9	4.2	±0.2	
O1 – O3	12	±4	NR	5	12	25	59	±16	4.4	±0.3	
O4 – O6	15	±3	1	9	10	37	43	±10	4.1	±0.2	

Note. Percent responding are Reserve component spouses who answered the question, whose husband/wife was activated and deployed in the past 24 months (Q13/Q14), who had a child or children under 19 living with them during their husband/wife's most recent deployment (Q43), and who indicated the question was applicable (Q48).

NR: Not reportable

48. How important are the following in your child's ability to cope with deployments?

k. Church or religious activities and/or support

1. Not important
4. Important2. Somewhat important
5. Very important

3. Moderately important

	Percent Responding		Percentages					Max ME	Average Importance		
			1	2	3	4	5				
MEMBER DEMOGRAPHICS											
Total DoD	17	±1	7	6	11	22	54	±3	4.1	±0.1	
ARNG	20	±2	6	6	9	20	59	±4	4.2	±0.1	
USAR	14	±2	6	5	10	28	51	±6	4.1	±0.2	
USNR	17	±3	10	6	15	27	42	±8	3.9	±0.3	
USMCR	12	±2	4	12	11	25	48	±9	4.0	±0.3	
ANG	16	±3	8	4	18	19	51	±8	4.0	±0.2	
USAFR	13	±2	6	9	11	24	51	±7	4.1	±0.2	
Enlisted	16	±1	6	6	11	22	55	±4	4.1	±0.1	
E1 – E4	13	±2	4	5	6	22	63	±7	4.4	±0.2	
E5 – E9	17	±2	7	6	12	22	53	±4	4.1	±0.1	
Officers	18	±2	7	6	12	24	51	±4	4.1	±0.1	
O1 – O3	17	±2	10	5	9	24	52	±7	4.0	±0.2	
O4 – O6	18	±2	5	7	14	24	49	±5	4.0	±0.2	
Reserve Unit	18	±1	7	6	11	23	54	±3	4.1	±0.1	
Military Technician	15	±3	11	4	16	23	46	±8	3.9	±0.3	
AGR/FTS/AR	11	±2	8	7	12	21	52	±9	4.0	±0.3	
IMA	11	±3	3	7	26	19	45	±15	4.0	±0.3	
Not Activated Past 24 Months	NA		NA	NA	NA	NA	NA		NA		
Activated Past 24 Months	34	±2	7	6	11	22	54	±3	4.1	±0.1	
Not Deployed Past 24 Months	NA		NA	NA	NA	NA	NA		NA		
Deployed Past 24 Months	52	±2	7	6	11	22	54	±3	4.1	±0.1	
SPOUSE DEMOGRAPHICS											
Male	7	±2	19	8	10	19	44	±13	3.6	±0.4	
Female	18	±1	6	6	11	23	55	±3	4.1	±0.1	
No College/Some College	17	±2	6	6	9	22	56	±4	4.2	±0.1	
4-Year Degree	17	±2	6	5	13	24	53	±5	4.1	±0.2	
Graduate/Professional Degree	15	±2	10	7	16	22	46	±6	3.9	±0.2	
Non-Hispanic White	17	±1	7	6	12	23	53	±3	4.1	±0.1	
Total Minority	15	±2	5	5	9	22	59	±6	4.2	±0.2	
Non-Hispanic Black	14	±3	3	3	6	30	58	±11	4.4	±0.2	
Hispanic	17	±3	3	6	9	17	65	±8	4.3	±0.2	
30 Years Old or Younger	12	±2	4	6	8	23	59	±6	4.3	±0.2	
31 to 40 Years Old	20	±2	8	6	11	21	55	±4	4.1	±0.2	
More Than 40 Years Old	17	±2	7	5	13	24	51	±5	4.1	±0.1	
FAMILY STATUS											
With Child(ren)	22	±1	6	6	11	23	54	±3	4.1	±0.1	
Without Child(ren)	1	±1	NR	2	7	20	62	±20	4.2	±0.7	

Note. Percent responding are Reserve component spouses who answered the question, whose husband/wife was activated and deployed in the past 24 months (Q13/Q14), who had a child or children under 19 living with them during their husband/wife's most recent deployment (Q43), and who indicated the question was applicable (Q48).

NR: Not reportable

NA: Not applicable

48. How important are the following in your child's ability to cope with deployments?

k. Church or religious activities and/or support

	Percent Responding		Percentages					Max ME	Average Importance		
			1	2	3	4	5				
MEMBER COMPONENT BY PAYGRADE											
ARNG Enlisted	19	±2	6	6	9	19	59	±5	4.2	±0.2	
E1 – E4	17	±3	3	5	6	22	64	±9	4.4	±0.2	
E5 – E9	20	±2	7	7	11	19	58	±6	4.1	±0.2	
ARNG Officers	21	±3	8	5	6	22	58	±6	4.2	±0.2	
O1 – O3	22	±4	10	4	4	24	57	±10	4.1	±0.3	
O4 – O6	21	±4	3	7	10	21	59	±9	4.3	±0.2	
USAR Enlisted	13	±2	5	5	8	29	53	±8	4.2	±0.2	
E1 – E4	10	±3	4	2	6	26	63	±14	4.4	±0.3	
E5 – E9	14	±3	5	6	9	30	49	±9	4.1	±0.2	
USAR Officers	17	±3	7	5	15	25	47	±7	4.0	±0.2	
O1 – O3	15	±4	11	7	20	23	39	±13	3.7	±0.4	
O4 – O6	18	±3	6	4	12	28	50	±9	4.1	±0.3	
USNR Enlisted	18	±4	11	5	14	29	41	±11	3.9	±0.3	
E1 – E4	8	±3	9	NR	6	20	59	±21	4.2	±0.6	
E5 – E9	20	±5	11	5	15	30	39	±12	3.8	±0.4	
USNR Officers	16	±3	8	7	18	22	45	±10	3.9	±0.3	
O1 – O3	12	±4	7	8	3	30	52	±16	4.1	±0.4	
O4 – O6	18	±4	8	7	22	20	43	±12	3.8	±0.3	
USMCR Enlisted	10	±3	4	13	8	24	51	±12	4.0	±0.4	
E1 – E4	8	±3	NR	16	8	25	50	±20	4.1	±0.5	
E5 – E9	12	±4	7	11	8	23	51	±17	4.0	±0.5	
USMCR Officers	17	±3	3	11	16	27	43	±11	4.0	±0.3	
O1 – O3	8	±5	NR	NR	NR	NR	NR		NR		
O4 – O6	19	±4	1	12	17	28	41	±12	4.0	±0.3	
ANG Enlisted	16	±3	9	3	19	19	50	±10	4.0	±0.3	
E1 – E4	9	±3	9	8	2	18	63	±17	4.2	±0.5	
E5 – E9	17	±3	9	3	21	19	49	±11	4.0	±0.3	
ANG Officers	19	±3	7	5	12	21	54	±9	4.1	±0.3	
O1 – O3	17	±4	7	3	8	26	56	±13	4.2	±0.3	
O4 – O6	20	±4	8	6	14	19	54	±11	4.1	±0.3	
USAFR Enlisted	12	±2	6	9	8	21	57	±8	4.1	±0.2	
E1 – E4	7	±3	7	14	6	11	63	±21	4.1	±0.6	
E5 – E9	13	±3	5	8	8	22	56	±9	4.2	±0.3	
USAFR Officers	13	±2	6	9	17	32	36	±9	3.8	±0.3	
O1 – O3	10	±3	6	6	19	18	51	±17	4.0	±0.5	
O4 – O6	14	±3	6	10	17	36	32	±10	3.8	±0.3	

Note. Percent responding are Reserve component spouses who answered the question, whose husband/wife was activated and deployed in the past 24 months (Q13/Q14), who had a child or children under 19 living with them during their husband/wife's most recent deployment (Q43), and who indicated the question was applicable (Q48).

NR: Not reportable

48. How important are the following in your child's ability to cope with deployments?

I. Extracurricular activities

1. Not important
4. Important

2. Somewhat important
5. Very important

3. Moderately important

	Percent Responding		Percentages					Max ME	Average Importance		
			1	2	3	4	5				
MEMBER DEMOGRAPHICS											
Total DoD	18	±1	2	4	10	26	58	±3	4.3	±0.1	
ARNG	22	±2	2	3	7	24	63	±4	4.4	±0.1	
USAR	15	±2	2	5	12	24	57	±6	4.3	±0.1	
USNR	18	±3	4	6	11	28	51	±8	4.2	±0.2	
USMCR	14	±3	3	7	8	25	56	±9	4.2	±0.2	
ANG	19	±3	3	2	13	27	54	±7	4.3	±0.2	
USAFR	14	±2	2	3	11	32	51	±6	4.3	±0.2	
Enlisted	18	±1	3	4	10	26	59	±3	4.3	±0.1	
E1 – E4	14	±2	2	2	7	23	66	±7	4.5	±0.1	
E5 – E9	19	±2	3	4	10	26	56	±4	4.3	±0.1	
Officers	20	±2	2	4	9	26	58	±4	4.3	±0.1	
O1 – O3	18	±2	3	5	9	26	58	±6	4.3	±0.2	
O4 – O6	20	±2	2	4	10	27	57	±5	4.3	±0.1	
Reserve Unit	20	±1	2	4	9	26	59	±3	4.3	±0.1	
Military Technician	18	±3	2	4	9	28	57	±7	4.3	±0.2	
AGR/FTS/AR	12	±2	4	4	11	23	59	±9	4.3	±0.2	
IMA	12	±3	3	6	13	31	48	±12	4.2	±0.3	
Not Activated Past 24 Months	NA		NA	NA	NA	NA	NA		NA		
Activated Past 24 Months	38	±2	2	4	10	26	58	±3	4.3	±0.1	
Not Deployed Past 24 Months	NA		NA	NA	NA	NA	NA		NA		
Deployed Past 24 Months	58	±2	2	4	10	26	58	±3	4.3	±0.1	
SPOUSE DEMOGRAPHICS											
Male	8	±2	3	5	10	26	57	±12	4.3	±0.2	
Female	20	±1	2	4	10	26	59	±3	4.3	±0.1	
No College/Some College	19	±2	2	4	8	25	60	±4	4.4	±0.1	
4-Year Degree	19	±2	2	3	10	27	58	±5	4.4	±0.1	
Graduate/Professional Degree	17	±2	4	4	13	28	51	±6	4.2	±0.2	
Non-Hispanic White	19	±1	3	4	11	27	56	±3	4.3	±0.1	
Total Minority	16	±2	2	4	6	21	66	±5	4.5	±0.1	
Non-Hispanic Black	14	±3	2	2	6	18	72	±9	4.6	±0.2	
Hispanic	19	±3	1	3	6	21	69	±8	4.5	±0.2	
30 Years Old or Younger	13	±2	2	3	8	23	64	±6	4.4	±0.1	
31 to 40 Years Old	23	±2	2	4	10	25	59	±4	4.3	±0.1	
More Than 40 Years Old	18	±2	3	4	10	28	55	±4	4.3	±0.1	
FAMILY STATUS											
With Child(ren)	24	±2	2	4	10	26	58	±3	4.3	±0.1	
Without Child(ren)	1	±1	NR	NR	3	32	58	±21	4.3	±0.6	

Note. Percent responding are Reserve component spouses who answered the question, whose husband/wife was activated and deployed in the past 24 months (Q13/Q14), who had a child or children under 19 living with them during their husband/wife's most recent deployment (Q43), and who indicated the question was applicable (Q48).

NR: Not reportable

NA: Not applicable

48. How important are the following in your child's ability to cope with deployments?

I. Extracurricular activities

	Percent Responding		Percentages					Max ME	Average Importance		
			1	2	3	4	5				
MEMBER COMPONENT BY PAYGRADE											
ARNG Enlisted	21	±2	2	3	7	25	63	±5	4.4	±0.1	
E1 – E4	19	±4	2	1	7	25	65	±9	4.5	±0.2	
E5 – E9	22	±2	2	4	7	25	62	±5	4.4	±0.1	
ARNG Officers	23	±3	2	3	6	23	65	±6	4.5	±0.2	
O1 – O3	23	±4	3	3	7	25	62	±10	4.4	±0.2	
O4 – O6	23	±4	2	5	4	21	68	±9	4.5	±0.2	
USAR Enlisted	14	±2	2	4	12	24	58	±7	4.3	±0.2	
E1 – E4	11	±3	2	5	6	18	69	±12	4.5	±0.3	
E5 – E9	16	±3	2	4	14	26	54	±8	4.3	±0.2	
USAR Officers	18	±2	2	6	12	26	55	±7	4.3	±0.2	
O1 – O3	15	±4	2	9	13	24	52	±13	4.2	±0.3	
O4 – O6	19	±3	2	5	12	26	54	±9	4.2	±0.2	
USNR Enlisted	18	±4	5	7	11	27	51	±10	4.1	±0.3	
E1 – E4	8	±3	NR	8	11	11	65	±20	4.2	±0.5	
E5 – E9	21	±5	5	7	10	28	50	±11	4.1	±0.3	
USNR Officers	18	±3	2	3	13	31	51	±10	4.3	±0.2	
O1 – O3	14	±4	2	4	4	37	53	±15	4.3	±0.3	
O4 – O6	19	±4	2	2	15	29	51	±12	4.2	±0.3	
USMCR Enlisted	12	±3	5	7	7	21	60	±12	4.3	±0.3	
E1 – E4	8	±3	8	4	4	12	72	±20	4.4	±0.5	
E5 – E9	15	±4	3	8	9	26	55	±15	4.2	±0.4	
USMCR Officers	20	±4	1	8	10	33	48	±10	4.2	±0.2	
O1 – O3	10	±5	NR	NR	NR	NR	NR		4.4	±0.5	
O4 – O6	22	±5	2	9	10	32	47	±11	4.1	±0.3	
ANG Enlisted	19	±3	3	2	14	27	53	±9	4.3	±0.2	
E1 – E4	11	±3	NR	NR	7	26	67	±16	4.6	±0.2	
E5 – E9	20	±4	3	2	15	27	52	±9	4.2	±0.2	
ANG Officers	21	±3	4	3	10	26	58	±8	4.3	±0.2	
O1 – O3	21	±4	4	4	12	24	56	±12	4.2	±0.3	
O4 – O6	21	±4	3	2	8	27	59	±11	4.4	±0.3	
USAFR Enlisted	14	±2	2	3	11	31	52	±8	4.3	±0.2	
E1 – E4	7	±3	2	NR	NR	40	58	±21	4.5	±0.3	
E5 – E9	15	±3	2	4	12	31	52	±8	4.3	±0.2	
USAFR Officers	15	±3	3	3	12	34	48	±8	4.2	±0.2	
O1 – O3	13	±4	NR	3	17	29	51	±16	4.3	±0.3	
O4 – O6	16	±3	4	4	10	35	48	±10	4.2	±0.2	

Note. Percent responding are Reserve component spouses who answered the question, whose husband/wife was activated and deployed in the past 24 months (Q13/Q14), who had a child or children under 19 living with them during their husband/wife's most recent deployment (Q43), and who indicated the question was applicable (Q48).

NR: Not reportable

48. How important are the following in your child's ability to cope with deployments?

m. Programs or services for children of deployed parents

1. Not important
 2. Somewhat important
 3. Moderately important
 4. Important
 5. Very important

	Percent Responding		Percentages					Max ME	Average Importance		
			1	2	3	4	5				
MEMBER DEMOGRAPHICS											
Total DoD	16	±1	9	8	11	20	52	±3	4.0	±0.1	
ARNG	20	±2	7	7	9	20	57	±4	4.1	±0.1	
USAR	13	±2	9	7	10	19	55	±6	4.0	±0.2	
USNR	14	±3	13	5	10	25	47	±9	3.9	±0.3	
USMCR	11	±2	11	9	9	24	47	±10	3.9	±0.3	
ANG	15	±3	15	11	17	18	39	±8	3.5	±0.3	
USAFR	12	±2	10	8	15	23	43	±7	3.8	±0.2	
Enlisted	16	±1	8	7	11	21	54	±4	4.1	±0.1	
E1 – E4	13	±2	3	6	6	21	65	±7	4.4	±0.2	
E5 – E9	17	±2	9	7	12	21	50	±4	4.0	±0.1	
Officers	16	±2	15	11	11	17	47	±4	3.7	±0.2	
O1 – O3	16	±2	10	12	7	16	54	±7	3.9	±0.2	
O4 – O6	16	±2	19	10	13	17	40	±5	3.5	±0.2	
Reserve Unit	17	±1	9	8	10	20	53	±3	4.0	±0.1	
Military Technician	15	±3	13	7	15	19	46	±8	3.8	±0.3	
AGR/FTS/AR	11	±2	9	8	14	21	47	±9	3.9	±0.3	
IMA	9	±3	25	10	20	14	32	±18	3.2	±0.4	
Not Activated Past 24 Months	NA		NA	NA	NA	NA	NA		NA		
Activated Past 24 Months	33	±2	9	8	11	20	52	±3	4.0	±0.1	
Not Deployed Past 24 Months	NA		NA	NA	NA	NA	NA		NA		
Deployed Past 24 Months	51	±2	9	8	11	20	52	±3	4.0	±0.1	
SPOUSE DEMOGRAPHICS											
Male	7	±2	14	9	12	19	47	±13	3.8	±0.4	
Female	17	±1	9	8	11	20	52	±3	4.0	±0.1	
No College/Some College	17	±2	6	7	10	20	57	±4	4.1	±0.1	
4-Year Degree	16	±2	13	8	13	20	46	±5	3.8	±0.2	
Graduate/Professional Degree	14	±2	15	12	12	20	42	±7	3.6	±0.2	
Non-Hispanic White	16	±1	11	9	12	21	48	±3	3.9	±0.1	
Total Minority	15	±2	5	6	8	19	63	±6	4.3	±0.2	
Non-Hispanic Black	14	±3	6	1	11	19	63	±10	4.3	±0.2	
Hispanic	17	±3	2	7	4	18	69	±8	4.4	±0.2	
30 Years Old or Younger	12	±2	4	5	9	24	58	±6	4.3	±0.2	
31 to 40 Years Old	20	±2	7	8	12	19	55	±4	4.1	±0.1	
More Than 40 Years Old	15	±2	14	9	11	19	46	±5	3.7	±0.2	
FAMILY STATUS											
With Child(ren)	21	±1	9	8	11	20	52	±3	4.0	±0.1	
Without Child(ren)	1	±1	NR	1	3	24	60	±22	4.2	±0.6	

Note. Percent responding are Reserve component spouses who answered the question, whose husband/wife was activated and deployed in the past 24 months (Q13/Q14), who had a child or children under 19 living with them during their husband/wife's most recent deployment (Q43), and who indicated the question was applicable (Q48).

NR: Not reportable

NA: Not applicable

48. How important are the following in your child's ability to cope with deployments?

m. Programs or services for children of deployed parents

	Percent Responding		Percentages					Max ME	Average Importance		
			1	2	3	4	5				
MEMBER COMPONENT BY PAYGRADE											
ARNG Enlisted	20	±2	6	7	9	21	58	±5	4.2	±0.2	
E1 – E4	18	±3	2	6	6	20	65	±9	4.4	±0.2	
E5 – E9	21	±2	7	7	10	21	55	±6	4.1	±0.2	
ARNG Officers	21	±3	11	9	8	16	55	±6	4.0	±0.2	
O1 – O3	20	±4	6	10	6	13	65	±10	4.2	±0.3	
O4 – O6	22	±4	15	8	10	18	49	±10	3.8	±0.3	
USAR Enlisted	13	±2	7	5	9	21	57	±8	4.2	±0.2	
E1 – E4	10	±3	5	2	3	22	68	±13	4.5	±0.3	
E5 – E9	14	±3	8	7	12	20	54	±9	4.1	±0.2	
USAR Officers	15	±2	14	10	12	14	49	±8	3.7	±0.3	
O1 – O3	14	±4	18	14	12	14	43	±14	3.5	±0.5	
O4 – O6	14	±3	15	9	11	16	49	±10	3.8	±0.3	
USNR Enlisted	15	±3	8	5	11	27	50	±11	4.1	±0.3	
E1 – E4	7	±3	18	17	NR	20	NR	±23	3.6	±0.7	
E5 – E9	17	±4	7	3	12	27	51	±12	4.1	±0.3	
USNR Officers	13	±3	27	8	10	18	38	±11	3.3	±0.4	
O1 – O3	12	±4	13	8	NR	27	53	±16	4.0	±0.5	
O4 – O6	14	±4	32	8	13	16	32	±14	3.1	±0.5	
USMCR Enlisted	10	±3	7	8	11	22	53	±13	4.1	±0.4	
E1 – E4	7	±3	4	10	12	27	47	±21	4.0	±0.5	
E5 – E9	12	±4	9	7	10	19	56	±18	4.1	±0.5	
USMCR Officers	14	±3	20	12	7	27	34	±12	3.4	±0.4	
O1 – O3	7	±5	NR	NR	NR	NR	NR		NR		
O4 – O6	15	±4	25	12	7	24	32	±14	3.3	±0.5	
ANG Enlisted	15	±3	14	10	18	18	40	±10	3.6	±0.3	
E1 – E4	8	±3	2	4	4	29	62	±18	4.4	±0.3	
E5 – E9	16	±3	15	11	19	17	38	±10	3.5	±0.3	
ANG Officers	16	±3	18	16	14	18	34	±10	3.3	±0.3	
O1 – O3	15	±4	10	17	6	22	46	±14	3.8	±0.4	
O4 – O6	16	±4	22	15	18	17	28	±13	3.1	±0.4	
USAFR Enlisted	12	±2	10	6	14	24	47	±9	3.9	±0.3	
E1 – E4	7	±3	5	NR	8	21	60	±21	4.2	±0.5	
E5 – E9	13	±3	10	6	14	24	46	±9	3.9	±0.3	
USAFR Officers	11	±2	13	15	20	22	31	±10	3.4	±0.3	
O1 – O3	10	±3	10	14	17	26	33	±18	3.6	±0.5	
O4 – O6	12	±3	13	15	21	20	31	±11	3.4	±0.3	

Note. Percent responding are Reserve component spouses who answered the question, whose husband/wife was activated and deployed in the past 24 months (Q13/ Q14), who had a child or children under 19 living with them during their husband/wife's most recent deployment (Q43), and who indicated the question was applicable (Q48).

NR: Not reportable

48. How important are the following in your child's ability to cope with deployments?

n. Counseling services

1. Not important
4. Important2. Somewhat important
5. Very important

3. Moderately important

	Percent Responding		Percentages					Max ME	Average Importance		
			1	2	3	4	5				
MEMBER DEMOGRAPHICS											
Total DoD	15	±1	12	10	14	20	45	±3	3.8	±0.1	
ARNG	18	±2	9	8	13	20	49	±4	3.9	±0.2	
USAR	13	±2	12	7	10	20	51	±6	3.9	±0.2	
USNR	14	±3	15	10	13	25	37	±9	3.6	±0.3	
USMCR	10	±2	11	11	13	20	45	±10	3.8	±0.3	
ANG	13	±2	17	15	16	19	32	±8	3.3	±0.3	
USAFR	10	±2	14	14	21	20	31	±7	3.4	±0.2	
Enlisted	15	±1	10	9	14	21	46	±4	3.9	±0.1	
E1 – E4	12	±2	6	7	10	21	56	±7	4.1	±0.2	
E5 – E9	16	±2	11	9	15	21	44	±4	3.8	±0.2	
Officers	15	±2	18	13	12	18	39	±4	3.5	±0.2	
O1 – O3	14	±2	18	11	10	21	40	±7	3.5	±0.3	
O4 – O6	14	±2	20	15	13	16	36	±5	3.3	±0.2	
Reserve Unit	16	±1	11	9	13	20	46	±3	3.8	±0.1	
Military Technician	14	±3	13	10	16	19	41	±8	3.7	±0.3	
AGR/FTS/AR	10	±2	15	12	12	22	39	±10	3.6	±0.3	
IMA	9	±3	20	11	30	13	26	±18	3.1	±0.4	
Not Activated Past 24 Months	NA		NA	NA	NA	NA	NA		NA		
Activated Past 24 Months	30	±2	12	10	14	20	45	±3	3.8	±0.1	
Not Deployed Past 24 Months	NA		NA	NA	NA	NA	NA		NA		
Deployed Past 24 Months	47	±2	12	10	14	20	45	±3	3.8	±0.1	
SPOUSE DEMOGRAPHICS											
Male	7	±2	23	12	10	15	40	±13	3.4	±0.5	
Female	16	±1	11	10	14	21	45	±3	3.8	±0.1	
No College/Some College	16	±2	10	9	13	20	48	±4	3.9	±0.1	
4-Year Degree	14	±2	13	11	15	21	40	±5	3.6	±0.2	
Graduate/Professional Degree	12	±2	15	12	15	19	38	±7	3.5	±0.2	
Non-Hispanic White	15	±1	13	11	15	19	41	±3	3.6	±0.1	
Total Minority	14	±2	7	7	9	24	53	±6	4.1	±0.2	
Non-Hispanic Black	12	±3	8	4	6	23	57	±11	4.2	±0.3	
Hispanic	16	±3	5	6	10	22	57	±9	4.2	±0.2	
30 Years Old or Younger	11	±2	8	9	14	25	44	±7	3.9	±0.2	
31 to 40 Years Old	19	±2	11	9	14	18	47	±4	3.8	±0.2	
More Than 40 Years Old	14	±2	14	11	13	20	42	±5	3.7	±0.2	
FAMILY STATUS											
With Child(ren)	19	±1	11	10	14	21	45	±3	3.8	±0.1	
Without Child(ren)	1	±1	17	6	NR	15	NR	±23	3.7	±0.7	

Note. Percent responding are Reserve component spouses who answered the question, whose husband/wife was activated and deployed in the past 24 months (Q13/Q14), who had a child or children under 19 living with them during their husband/wife's most recent deployment (Q43), and who indicated the question was applicable (Q48).

NR: Not reportable

NA: Not applicable

48. How important are the following in your child's ability to cope with deployments?

n. Counseling services

	Percent Responding		Percentages					Max ME	Average Importance		
			1	2	3	4	5				
MEMBER COMPONENT BY PAYGRADE											
ARNG Enlisted	18	±2	8	8	14	20	49	±5	3.9	±0.2	
E1 – E4	16	±3	5	9	11	18	57	±9	4.1	±0.3	
E5 – E9	19	±2	9	8	15	20	47	±6	3.9	±0.2	
ARNG Officers	18	±3	14	9	10	21	46	±7	3.7	±0.2	
O1 – O3	18	±4	15	7	7	24	46	±11	3.8	±0.4	
O4 – O6	19	±4	13	10	12	17	48	±10	3.8	±0.3	
USAR Enlisted	12	±2	9	4	9	22	56	±8	4.1	±0.2	
E1 – E4	11	±3	4	4	7	25	60	±15	4.3	±0.3	
E5 – E9	13	±3	11	4	10	20	54	±9	4.0	±0.3	
USAR Officers	15	±2	19	12	12	17	41	±8	3.5	±0.3	
O1 – O3	14	±4	21	16	16	18	29	±15	3.2	±0.5	
O4 – O6	14	±3	19	11	7	17	46	±10	3.6	±0.4	
USNR Enlisted	15	±3	10	8	13	28	41	±12	3.8	±0.3	
E1 – E4	7	±3	13	16	13	18	40	±23	3.6	±0.7	
E5 – E9	16	±4	10	7	13	29	41	±13	3.8	±0.3	
USNR Officers	13	±3	28	15	14	16	26	±11	3.0	±0.4	
O1 – O3	12	±4	23	8	9	8	53	±16	3.6	±0.6	
O4 – O6	13	±4	30	18	16	19	17	±15	2.8	±0.4	
USMCR Enlisted	8	±3	4	12	11	23	49	±14	4.0	±0.4	
E1 – E4	5	±3	NR	NR	NR	NR	NR		4.0	±0.7	
E5 – E9	11	±4	1	14	16	22	47	±16	4.0	±0.4	
USMCR Officers	14	±3	23	9	16	15	37	±12	3.3	±0.4	
O1 – O3	4	±4	NR	NR	NR	NR	NR		NR		
O4 – O6	16	±4	26	10	15	15	34	±14	3.2	±0.5	
ANG Enlisted	13	±3	15	14	17	20	33	±10	3.4	±0.3	
E1 – E4	8	±3	NR	8	9	32	46	±19	4.1	±0.5	
E5 – E9	14	±3	16	14	18	19	32	±11	3.4	±0.4	
ANG Officers	14	±3	25	22	11	15	27	±10	3.0	±0.4	
O1 – O3	12	±4	21	12	12	21	34	±16	3.3	±0.5	
O4 – O6	15	±4	26	26	11	13	24	±14	2.8	±0.5	
USAFR Enlisted	11	±2	13	13	20	22	32	±9	3.5	±0.3	
E1 – E4	6	±3	19	NR	15	21	NR	±24	3.7	±0.7	
E5 – E9	12	±2	13	14	21	22	30	±9	3.4	±0.3	
USAFR Officers	10	±2	15	19	22	15	30	±10	3.3	±0.3	
O1 – O3	8	±3	16	25	16	16	28	±20	3.1	±0.6	
O4 – O6	10	±3	14	18	23	14	30	±12	3.3	±0.4	

Note. Percent responding are Reserve component spouses who answered the question, whose husband/wife was activated and deployed in the past 24 months (Q13/ Q14), who had a child or children under 19 living with them during their husband/wife's most recent deployment (Q43), and who indicated the question was applicable (Q48).

NR: Not reportable

48. How important are the following in your child's ability to cope with deployments?

o. Other

1. Not important
4. Important2. Somewhat important
5. Very important

3. Moderately important

	Percent Responding		Percentages					Max ME	Average Importance		
			1	2	3	4	5				
MEMBER DEMOGRAPHICS											
Total DoD	4	±1	26	4	11	17	42	±6	3.4	±0.2	
ARNG	5	±1	21	4	10	18	47	±10	3.6	±0.3	
USAR	3	±1	21	2	7	22	48	±14	3.7	±0.4	
USNR	4	±2	30	3	15	11	41	±17	3.3	±0.6	
USMCR	2	±1	42	4	8	14	33	±22	2.9	±0.7	
ANG	4	±2	42	5	14	12	27	±16	2.8	±0.6	
USAFR	2	±1	29	12	16	16	27	±16	3.0	±0.5	
Enlisted	4	±1	24	4	11	19	42	±7	3.5	±0.3	
E1 – E4	4	±2	12	2	6	23	58	±18	4.1	±0.3	
E5 – E9	4	±1	27	5	13	18	37	±8	3.3	±0.3	
Officers	4	±1	37	6	10	7	39	±9	3.0	±0.3	
O1 – O3	3	±1	35	6	8	5	46	±17	3.2	±0.6	
O4 – O6	3	±1	41	8	12	6	33	±11	2.8	±0.4	
Reserve Unit	4	±1	26	4	10	17	42	±6	3.5	±0.2	
Military Technician	4	±2	25	2	19	23	31	±19	3.3	±0.5	
AGR/FTS/AR	2	±1	29	3	17	9	42	±24	3.3	±0.8	
IMA	3	±2	23	11	NR	2	23	±25	2.9	±0.6	
Not Activated Past 24 Months	NA		NA	NA	NA	NA	NA		NA		
Activated Past 24 Months	8	±1	26	4	11	17	42	±6	3.4	±0.2	
Not Deployed Past 24 Months	NA		NA	NA	NA	NA	NA		NA		
Deployed Past 24 Months	13	±2	26	4	11	17	42	±6	3.4	±0.2	
SPOUSE DEMOGRAPHICS											
Male	3	±2	25	3	NR	13	NR	±21	3.6	±0.7	
Female	4	±1	26	4	11	17	41	±6	3.4	±0.2	
No College/Some College	5	±1	23	3	9	18	46	±8	3.6	±0.3	
4-Year Degree	3	±1	33	5	14	14	35	±12	3.1	±0.4	
Graduate/Professional Degree	4	±2	32	10	14	12	31	±22	3.0	±0.5	
Non-Hispanic White	4	±1	33	6	12	11	38	±7	3.2	±0.3	
Total Minority	5	±1	14	2	8	28	48	±12	3.9	±0.3	
Non-Hispanic Black	5	±2	22	2	8	24	44	±19	3.6	±0.6	
Hispanic	5	±2	8	1	11	29	52	±20	4.2	±0.3	
30 Years Old or Younger	3	±1	20	4	6	27	44	±18	3.7	±0.3	
31 to 40 Years Old	5	±1	25	4	15	10	47	±9	3.5	±0.3	
More Than 40 Years Old	4	±1	31	5	10	18	36	±10	3.2	±0.4	
FAMILY STATUS											
With Child(ren)	5	±1	26	4	10	17	43	±6	3.5	±0.2	
Without Child(ren)	0	±1	NR	NR	NR	NR	NR		NR		

Note. Percent responding are Reserve component spouses who answered the question, whose husband/wife was activated and deployed in the past 24 months (Q13/Q14), who had a child or children under 19 living with them during their husband/wife's most recent deployment (Q43), and who indicated the question was applicable (Q48).

NR: Not reportable

NA: Not applicable

48. How important are the following in your child's ability to cope with deployments?

o. Other

	Percent Responding		Percentages					Max ME	Average Importance		
			1	2	3	4	5				
MEMBER COMPONENT BY PAYGRADE											
ARNG Enlisted	6	±2	19	4	10	19	47	±11	3.7	±0.3	
E1 – E4	6	±2	10	2	7	24	57	±25	4.2	±0.3	
E5 – E9	6	±2	24	6	12	17	42	±12	3.5	±0.4	
ARNG Officers	4	±2	33	5	8	9	46	±15	3.3	±0.6	
O1 – O3	4	±2	NR	6	NR	2	NR	±16	3.3	±1.0	
O4 – O6	4	±2	33	3	21	8	34	±20	3.1	±0.7	
USAR Enlisted	3	±1	15	2	7	28	49	±17	3.9	±0.4	
E1 – E4	3	±2	7	4	NR	NR	NR	±18	4.4	±0.5	
E5 – E9	3	±1	19	1	10	29	41	±21	3.7	±0.5	
USAR Officers	3	±2	39	NR	10	6	46	±19	3.2	±0.7	
O1 – O3	3	±2	NR	NR	NR	NR	NR		NR		
O4 – O6	2	±1	30	NR	NR	NR	64	±22	3.7	±0.8	
USNR Enlisted	5	±2	26	1	17	14	43	±21	3.5	±0.7	
E1 – E4	3	±2	NR	NR	NR	NR	NR		NR		
E5 – E9	5	±3	25	1	18	15	NR	±22	3.5	±0.7	
USNR Officers	3	±2	44	11	9	NR	36	±22	2.7	±0.8	
O1 – O3	4	±3	NR	NR	NR	NR	NR		NR		
O4 – O6	3	±2	NR	8	NR	NR	NR	±20	NR		
USMCR Enlisted	1	±1	NR	NR	NR	NR	NR		NR		
E1 – E4	1	±1	NR	NR	NR	NR	NR		NR		
E5 – E9	2	±2	NR	NR	NR	NR	NR		NR		
USMCR Officers	3	±2	NR	NR	17	5	20	±25	2.4	±0.8	
O1 – O3	1	±2	NR	NR	NR	NR	NR		NR		
O4 – O6	4	±3	NR	NR	NR	NR	NR		2.4	±0.9	
ANG Enlisted	4	±2	41	3	15	13	27	±21	2.8	±0.7	
E1 – E4	2	±2	NR	NR	NR	NR	NR		NR		
E5 – E9	5	±2	41	4	15	13	27	±22	2.8	±0.7	
ANG Officers	5	±2	47	13	7	9	24	±20	2.5	±0.7	
O1 – O3	3	±2	NR	NR	NR	NR	NR		NR		
O4 – O6	6	±3	NR	16	9	6	20	±24	2.3	±0.8	
USAFR Enlisted	2	±1	31	11	15	18	25	±20	3.0	±0.6	
E1 – E4	1	±2	NR	NR	NR	NR	NR		NR		
E5 – E9	2	±1	30	12	17	20	21	±23	2.9	±0.7	
USAFR Officers	2	±1	NR	15	21	NR	NR	±24	3.2	±0.8	
O1 – O3	2	±2	NR	NR	NR	NR	NR		NR		
O4 – O6	2	±1	NR	NR	NR	NR	NR		NR		

Note. Percent responding are Reserve component spouses who answered the question, whose husband/wife was activated and deployed in the past 24 months (Q13/ Q14), who had a child or children under 19 living with them during their husband/wife's most recent deployment (Q43), and who indicated the question was applicable (Q48).

NR: Not reportable

49. During your spouse's most recent deployment, was your child able to continue participating in normally scheduled activities (e.g., sports, music lessons, clubs)?

1. Yes

2. No

3. Does not apply

	Percent Responding		Percentages			Max ME	Percentage Reporting Yes		
			1	2	3				
MEMBER DEMOGRAPHICS									
Total DoD	21	±1	71	9	21	±3	89.0	±2.0	
ARNG	26	±2	68	7	25	±4	91.0	±3.0	
USAR	17	±2	68	13	19	±5	84.0	±6.0	
USNR	22	±3	71	11	18	±8	87.0	±7.0	
USMCR	18	±3	68	4	28	±7	94.0	±5.0	
ANG	21	±3	78	8	14	±7	91.0	±6.0	
USAFR	16	±2	82	7	12	±5	92.0	±5.0	
Enlisted	21	±2	67	9	24	±3	88.0	±3.0	
E1 – E4	19	±2	52	8	40	±6	87.0	±5.0	
E5 – E9	22	±2	72	9	19	±3	88.0	±3.0	
Officers	22	±2	83	7	10	±3	92.0	±3.0	
O1 – O3	22	±3	73	8	19	±6	90.0	±5.0	
O4 – O6	21	±2	90	6	4	±3	94.0	±3.0	
Reserve Unit	23	±1	70	9	21	±3	89.0	±2.0	
Military Technician	20	±3	78	7	15	±6	91.0	±6.0	
AGR/FTS/AR	13	±2	77	6	17	±9	93.0	±5.0	
IMA	13	±3	90	6	3	±8	93.0	±8.0	
Not Activated Past 24 Months	NA		NA	NA	NA		NA		
Activated Past 24 Months	44	±2	71	9	21	±3	89.0	±2.0	
Not Deployed Past 24 Months	NA		NA	NA	NA		NA		
Deployed Past 24 Months	67	±2	71	9	21	±3	89.0	±2.0	
SPOUSE DEMOGRAPHICS									
Male	9	±2	67	21	12	±14	77.0	±13.0	
Female	23	±1	71	8	21	±3	90.0	±2.0	
No College/Some College	22	±2	67	10	24	±4	88.0	±3.0	
4-Year Degree	21	±2	77	7	15	±4	91.0	±3.0	
Graduate/Professional Degree	19	±2	77	7	16	±6	92.0	±4.0	
Non-Hispanic White	22	±2	73	7	20	±3	91.0	±2.0	
Total Minority	19	±2	65	12	23	±6	84.0	±5.0	
Non-Hispanic Black	17	±3	61	18	21	±10	77.0	±12.0	
Hispanic	21	±3	69	8	23	±8	90.0	±6.0	
30 Years Old or Younger	19	±2	42	7	51	±5	85.0	±7.0	
31 to 40 Years Old	26	±2	76	9	15	±3	89.0	±3.0	
More Than 40 Years Old	20	±2	84	9	7	±4	90.0	±3.0	
FAMILY STATUS									
With Child(ren)	28	±2	71	9	20	±3	89.0	±2.0	
Without Child(ren)	2	±1	70	3	27	±20	96.0	±8.0	

Note. Percent responding are Reserve component spouses who answered the question, whose husband/wife was activated and deployed in the past 24 months (Q13/Q14), and who had a child or children under 19 living with them during their husband/wife's most recent deployment (Q43). Percentage Reporting Yes does not include those who indicated they "Does not apply."

NA: Not applicable

49. During your spouse's most recent deployment, was your child able to continue participating in normally scheduled activities (e.g., sports, music lessons, clubs)?

	Percent Responding		Percentages			Max ME	Percentage Reporting Yes		
			1	2	3				
MEMBER COMPONENT BY PAYGRADE									
ARNG Enlisted	26	±2	66	7	27	±4	90.0	±4.0	
E1 – E4	25	±4	52	5	43	±8	90.0	±5.0	
E5 – E9	26	±3	72	8	20	±5	90.0	±4.0	
ARNG Officers	26	±3	80	6	14	±5	93.0	±5.0	
O1 – O3	27	±5	73	5	22	±9	94.0	±9.0	
O4 – O6	24	±4	89	8	4	±8	92.0	±8.0	
USAR Enlisted	16	±2	64	14	23	±7	82.0	±8.0	
E1 – E4	13	±3	54	15	31	±12	78.0	±15.0	
E5 – E9	17	±3	68	13	19	±8	84.0	±9.0	
USAR Officers	20	±3	78	11	10	±6	87.0	±6.0	
O1 – O3	18	±4	67	18	16	±12	79.0	±14.0	
O4 – O6	21	±3	85	9	6	±7	91.0	±7.0	
USNR Enlisted	22	±4	64	13	23	±10	83.0	±10.0	
E1 – E4	9	±4	45	22	33	±19	67.0	±24.0	
E5 – E9	25	±5	66	12	22	±11	84.0	±11.0	
USNR Officers	20	±3	89	5	6	±6	95.0	±5.0	
O1 – O3	17	±4	79	6	15	±13	92.0	±13.0	
O4 – O6	22	±4	92	5	3	±7	95.0	±6.0	
USMCR Enlisted	17	±3	61	3	36	±10	95.0	±8.0	
E1 – E4	15	±4	36	1	63	±15	97.0	±16.0	
E5 – E9	19	±5	79	4	17	±12	95.0	±10.0	
USMCR Officers	22	±4	83	7	10	±8	92.0	±7.0	
O1 – O3	14	±6	37	19	NR	±23	NR		
O4 – O6	23	±5	90	6	4	±9	94.0	±8.0	
ANG Enlisted	20	±3	75	9	16	±8	89.0	±7.0	
E1 – E4	13	±4	51	15	34	±16	77.0	±20.0	
E5 – E9	21	±4	76	9	15	±9	90.0	±8.0	
ANG Officers	23	±3	89	4	7	±6	95.0	±4.0	
O1 – O3	23	±4	79	6	15	±10	93.0	±9.0	
O4 – O6	23	±4	94	3	2	±8	97.0	±5.0	
USAFR Enlisted	15	±2	78	8	14	±7	90.0	±7.0	
E1 – E4	9	±4	80	NR	20	±18	NR		
E5 – E9	17	±3	77	9	14	±8	89.0	±7.0	
USAFR Officers	16	±3	91	4	5	±6	96.0	±5.0	
O1 – O3	14	±4	81	5	15	±14	95.0	±13.0	
O4 – O6	17	±3	94	3	3	±6	97.0	±5.0	

Note. Percent responding are Reserve component spouses who answered the question, whose husband/wife was activated and deployed in the past 24 months (Q13/Q14), and who had a child or children under 19 living with them during their husband/wife's most recent deployment (Q43). Percentage Reporting Yes does not include those who indicated they "Does not apply."

NR: Not reportable

50. Are the following applicable to your child?

- a. Coped with your spouse's deployment
- b. Been able to stay connected to your spouse given deployment separations
- c. Been able to reconnect with your spouse after your spouse returned home from deployment

	Percent Responding		Percentages			Max ME
			a	b	c	
MEMBER DEMOGRAPHICS						
Total DoD	21	±1	95	96	80	±3
ARNG	26	±2	95	96	75	±4
USAR	17	±2	94	96	82	±5
USNR	22	±3	93	97	77	±7
USMCR	18	±3	89	91	77	±8
ANG	21	±3	97	97	93	±4
USAFR	16	±2	97	97	83	±5
Enlisted	21	±2	95	96	80	±3
E1 – E4	19	±2	91	92	71	±7
E5 – E9	22	±2	96	97	83	±3
Officers	22	±2	96	96	80	±3
O1 – O3	22	±3	93	94	76	±6
O4 – O6	21	±2	99	98	84	±4
Reserve Unit	23	±1	95	96	79	±3
Military Technician	20	±3	95	95	89	±6
AGR/FTS/AR	13	±2	96	97	89	±7
IMA	13	±3	99	98	88	±9
Not Activated Past 24 Months	NA		NA	NA	NA	
Activated Past 24 Months	44	±2	95	96	80	±3
Not Deployed Past 24 Months	NA		NA	NA	NA	
Deployed Past 24 Months	67	±2	95	96	80	±3
SPOUSE DEMOGRAPHICS						
Male	9	±2	98	99	86	±11
Female	23	±1	95	96	80	±3
No College/Some College	22	±2	95	96	80	±3
4-Year Degree	21	±2	95	96	77	±5
Graduate/Professional Degree	19	±2	95	96	84	±5
Non-Hispanic White	22	±2	95	96	79	±3
Total Minority	19	±2	95	95	82	±5
Non-Hispanic Black	17	±3	94	96	82	±9
Hispanic	21	±3	96	96	83	±8
30 Years Old or Younger	19	±2	88	90	70	±6
31 to 40 Years Old	26	±2	97	98	81	±4
More Than 40 Years Old	20	±2	98	98	84	±4
FAMILY STATUS						
With Child(ren)	28	±2	95	96	80	±3
Without Child(ren)	2	±1	81	82	70	±21

Note. Percent responding are Reserve component spouses who answered the question, whose husband/wife was activated and deployed in the past 24 months (Q13/Q14), and who had a child or children under 19 living with them during their husband/wife's most recent deployment (Q43).
 NA: Not applicable

50. Are the following applicable to your child?

	Percent Responding		Percentages			Max ME
			a	b	c	
MEMBER COMPONENT BY PAYGRADE						
ARNG Enlisted	26	±2	95	95	74	±5
E1 – E4	25	±4	91	93	66	±9
E5 – E9	26	±3	97	97	78	±6
ARNG Officers	26	±3	97	96	77	±6
O1 – O3	27	±5	94	94	73	±10
O4 – O6	24	±4	100	99	85	±9
USAR Enlisted	16	±2	95	96	86	±6
E1 – E4	13	±3	92	93	88	±11
E5 – E9	17	±3	96	97	85	±7
USAR Officers	20	±3	93	94	75	±7
O1 – O3	18	±4	91	91	78	±12
O4 – O6	21	±3	97	97	76	±9
USNR Enlisted	22	±4	92	96	79	±10
E1 – E4	10	±4	97	97	59	±18
E5 – E9	26	±5	92	96	80	±11
USNR Officers	20	±3	96	97	74	±9
O1 – O3	17	±4	88	94	63	±13
O4 – O6	22	±4	99	98	78	±11
USMCR Enlisted	17	±3	86	88	74	±10
E1 – E4	15	±4	77	81	72	±14
E5 – E9	19	±5	93	93	77	±14
USMCR Officers	22	±4	95	97	85	±8
O1 – O3	14	±6	87	87	69	±23
O4 – O6	23	±5	96	99	87	±10
ANG Enlisted	20	±3	96	96	93	±5
E1 – E4	13	±4	94	92	86	±13
E5 – E9	21	±4	97	97	94	±5
ANG Officers	23	±3	98	99	91	±6
O1 – O3	23	±4	96	99	88	±9
O4 – O6	23	±4	99	99	93	±9
USAFR Enlisted	15	±2	96	97	80	±7
E1 – E4	9	±4	92	92	64	±20
E5 – E9	17	±3	97	98	82	±8
USAFR Officers	16	±3	99	97	90	±6
O1 – O3	14	±4	95	93	83	±14
O4 – O6	17	±3	100	98	92	±7

Note. Percent responding are Reserve component spouses who answered the question, whose husband/wife was activated and deployed in the past 24 months (Q13/Q14), and who had a child or children under 19 living with them during their husband/wife's most recent deployment (Q43).

50. How well has your child...

a. Coped with your spouse's deployment?

1. Very poorly
4. Well

2. Poorly
5. Very well

3. Neither well nor poorly

	Percent Responding		Percentages					Max ME	Average Ability To Cope		
			1	2	3	4	5				
MEMBER DEMOGRAPHICS											
Total DoD	20	±1	5	15	21	40	19	±3	3.5	±0.1	
ARNG	24	±2	6	16	21	39	18	±4	3.5	±0.1	
USAR	16	±2	7	17	18	39	18	±5	3.5	±0.2	
USNR	20	±3	4	10	21	42	22	±8	3.7	±0.2	
USMCR	16	±3	6	18	19	37	21	±8	3.5	±0.2	
ANG	20	±3	2	11	23	44	20	±7	3.7	±0.2	
USAFR	15	±2	2	13	20	44	21	±6	3.7	±0.2	
Enlisted	20	±2	5	15	21	40	18	±3	3.5	±0.1	
E1 – E4	17	±2	8	15	25	34	18	±6	3.4	±0.2	
E5 – E9	21	±2	5	15	20	42	18	±4	3.5	±0.1	
Officers	21	±2	3	13	20	41	23	±4	3.7	±0.1	
O1 – O3	20	±2	3	16	19	41	21	±6	3.6	±0.2	
O4 – O6	21	±2	3	12	19	41	25	±4	3.7	±0.1	
Reserve Unit	22	±1	5	15	21	41	18	±3	3.5	±0.1	
Military Technician	19	±3	3	10	21	47	19	±7	3.7	±0.2	
AGR/FTS/AR	13	±2	3	13	23	37	24	±9	3.7	±0.2	
IMA	13	±3	2	10	15	45	27	±12	3.9	±0.2	
Not Activated Past 24 Months	NA		NA	NA	NA	NA	NA		NA		
Activated Past 24 Months	41	±2	5	15	21	40	19	±3	3.5	±0.1	
Not Deployed Past 24 Months	NA		NA	NA	NA	NA	NA		NA		
Deployed Past 24 Months	64	±2	5	15	21	40	19	±3	3.5	±0.1	
SPOUSE DEMOGRAPHICS											
Male	9	±2	7	14	16	41	23	±12	3.6	±0.3	
Female	22	±1	5	15	21	40	19	±3	3.5	±0.1	
No College/Some College	21	±2	6	15	22	39	18	±4	3.5	±0.1	
4-Year Degree	20	±2	4	15	21	42	19	±5	3.6	±0.1	
Graduate/Professional Degree	18	±2	3	13	17	42	25	±6	3.7	±0.2	
Non-Hispanic White	21	±1	5	15	22	41	18	±3	3.5	±0.1	
Total Minority	18	±2	5	15	20	39	21	±5	3.6	±0.2	
Non-Hispanic Black	16	±3	6	17	14	39	24	±9	3.6	±0.3	
Hispanic	21	±3	5	13	21	41	20	±8	3.6	±0.2	
30 Years Old or Younger	16	±2	5	17	28	33	17	±6	3.4	±0.2	
31 to 40 Years Old	25	±2	6	16	21	42	15	±4	3.4	±0.1	
More Than 40 Years Old	19	±2	4	12	17	42	25	±4	3.7	±0.1	
FAMILY STATUS											
With Child(ren)	26	±2	5	15	21	40	19	±3	3.5	±0.1	
Without Child(ren)	1	±1	1	3	13	42	41	±22	4.2	±0.3	

Note. Percent responding are Reserve component spouses who answered the question, whose husband/wife was activated and deployed in the past 24 months (Q13/Q14), who had a child or children under 19 living with them during their husband/wife's most recent deployment (Q43), and who indicated the question was applicable (Q50).

NA: Not applicable

50. How well has your child...
 a. Coped with your spouse's deployment?

	Percent Responding		Percentages					Max ME	Average Ability To Cope		
			1	2	3	4	5				
MEMBER COMPONENT BY PAYGRADE											
ARNG Enlisted	24	±2	6	16	22	39	17	±5	3.5	±0.1	
E1 – E4	23	±4	9	17	25	31	18	±9	3.3	±0.2	
E5 – E9	25	±3	5	15	20	42	17	±5	3.5	±0.1	
ARNG Officers	25	±3	4	16	21	39	20	±6	3.6	±0.2	
O1 – O3	25	±5	4	16	20	38	21	±9	3.5	±0.3	
O4 – O6	24	±4	3	17	18	42	20	±9	3.6	±0.2	
USAR Enlisted	15	±2	8	19	18	39	17	±7	3.4	±0.2	
E1 – E4	12	±3	5	11	22	44	19	±13	3.6	±0.3	
E5 – E9	17	±3	9	22	16	37	16	±8	3.3	±0.2	
USAR Officers	19	±3	4	14	20	41	22	±7	3.6	±0.2	
O1 – O3	17	±4	2	20	19	38	21	±13	3.6	±0.3	
O4 – O6	20	±3	6	12	20	37	25	±9	3.6	±0.2	
USNR Enlisted	21	±4	5	9	22	42	22	±10	3.7	±0.2	
E1 – E4	10	±4	17	8	23	31	21	±20	3.3	±0.5	
E5 – E9	23	±5	4	9	22	43	22	±11	3.7	±0.2	
USNR Officers	20	±3	3	11	21	43	23	±9	3.7	±0.2	
O1 – O3	15	±4	2	10	24	38	26	±14	3.8	±0.3	
O4 – O6	22	±4	2	11	20	44	22	±11	3.7	±0.3	
USMCR Enlisted	15	±3	6	22	20	35	17	±11	3.4	±0.3	
E1 – E4	11	±4	7	12	35	26	20	±17	3.4	±0.4	
E5 – E9	18	±5	5	28	11	40	16	±14	3.3	±0.4	
USMCR Officers	21	±4	5	10	18	40	28	±10	3.8	±0.3	
O1 – O3	12	±6	NR	21	21	NR	NR	±25	3.4	±0.4	
O4 – O6	23	±5	5	8	17	38	32	±11	3.8	±0.3	
ANG Enlisted	20	±3	2	11	25	44	19	±9	3.7	±0.2	
E1 – E4	12	±4	5	12	34	31	18	±16	3.4	±0.4	
E5 – E9	21	±4	2	10	24	45	19	±9	3.7	±0.2	
ANG Officers	22	±3	1	12	17	45	25	±8	3.8	±0.2	
O1 – O3	22	±4	0	13	9	56	23	±11	3.9	±0.2	
O4 – O6	22	±4	1	12	21	40	27	±11	3.8	±0.2	
USAFR Enlisted	15	±2	1	15	21	45	18	±8	3.6	±0.2	
E1 – E4	8	±4	3	19	33	42	3	±22	3.2	±0.4	
E5 – E9	16	±3	1	14	20	45	20	±8	3.7	±0.2	
USAFR Officers	16	±3	2	9	19	42	29	±8	3.9	±0.2	
O1 – O3	13	±4	NR	8	31	44	17	±15	3.7	±0.3	
O4 – O6	17	±3	2	9	16	41	32	±10	3.9	±0.2	

Note. Percent responding are Reserve component spouses who answered the question, whose husband/wife was activated and deployed in the past 24 months (Q13/ Q14), who had a child or children under 19 living with them during their husband/wife's most recent deployment (Q43), and who indicated the question was applicable (Q50).

NR: Not reportable

50. How well has your child...

b. Been able to stay connected to your spouse given deployment separations?

1. Very poorly
4. Well

2. Poorly
5. Very well

3. Neither well nor poorly

	Percent Responding		Percentages					Max ME	Average Ability To Cope		
			1	2	3	4	5				
MEMBER DEMOGRAPHICS											
Total DoD	21	±1	4	10	15	45	25	±3	3.8	±0.1	
ARNG	24	±2	6	11	16	43	24	±4	3.7	±0.1	
USAR	16	±2	4	11	17	43	24	±5	3.7	±0.2	
USNR	21	±3	4	8	14	51	24	±7	3.8	±0.2	
USMCR	17	±3	9	12	14	43	22	±8	3.6	±0.2	
ANG	20	±3	1	7	12	50	30	±7	4.0	±0.2	
USAFR	15	±2	2	12	11	44	31	±6	3.9	±0.2	
Enlisted	20	±2	5	10	14	46	25	±3	3.8	±0.1	
E1 – E4	17	±2	5	11	17	41	25	±7	3.7	±0.2	
E5 – E9	21	±2	5	10	14	47	25	±4	3.8	±0.1	
Officers	21	±2	2	10	17	43	27	±4	3.8	±0.1	
O1 – O3	20	±2	2	11	18	45	24	±6	3.8	±0.2	
O4 – O6	21	±2	2	10	16	41	31	±4	3.9	±0.1	
Reserve Unit	22	±1	5	10	15	45	25	±3	3.8	±0.1	
Military Technician	20	±3	3	7	15	48	28	±7	3.9	±0.2	
AGR/FTS/AR	13	±2	2	11	12	47	27	±8	3.9	±0.2	
IMA	13	±3	1	4	17	38	39	±12	4.1	±0.2	
Not Activated Past 24 Months	NA		NA	NA	NA	NA	NA		NA		
Activated Past 24 Months	42	±2	4	10	15	45	25	±3	3.8	±0.1	
Not Deployed Past 24 Months	NA		NA	NA	NA	NA	NA		NA		
Deployed Past 24 Months	65	±2	4	10	15	45	25	±3	3.8	±0.1	
SPOUSE DEMOGRAPHICS											
Male	9	±2	5	6	16	45	28	±12	3.9	±0.2	
Female	22	±1	4	10	15	45	25	±3	3.8	±0.1	
No College/Some College	21	±2	5	10	14	44	26	±4	3.8	±0.1	
4-Year Degree	20	±2	3	11	16	47	24	±5	3.8	±0.1	
Graduate/Professional Degree	18	±2	4	8	16	46	26	±6	3.8	±0.1	
Non-Hispanic White	22	±1	4	11	15	47	24	±3	3.8	±0.1	
Total Minority	18	±2	5	9	17	41	29	±5	3.8	±0.2	
Non-Hispanic Black	17	±3	4	8	15	39	34	±10	3.9	±0.2	
Hispanic	20	±3	3	7	16	45	30	±8	3.9	±0.2	
30 Years Old or Younger	17	±2	6	10	17	43	24	±6	3.7	±0.2	
31 to 40 Years Old	25	±2	5	12	14	46	23	±4	3.7	±0.1	
More Than 40 Years Old	19	±2	2	8	15	45	29	±4	3.9	±0.1	
FAMILY STATUS											
With Child(ren)	27	±2	4	10	15	45	25	±3	3.8	±0.1	
Without Child(ren)	1	±1	4	7	9	47	34	±22	4.0	±0.4	

Note. Percent responding are Reserve component spouses who answered the question, whose husband/wife was activated and deployed in the past 24 months (Q13/Q14), who had a child or children under 19 living with them during their husband/wife's most recent deployment (Q43), and who indicated the question was applicable (Q50).

NA: Not applicable

50. How well has your child...
 b. Been able to stay connected to your spouse given deployment separations?

	Percent Responding		Percentages					Max ME	Average Ability To Cope		
			1	2	3	4	5				
MEMBER COMPONENT BY PAYGRADE											
ARNG Enlisted	24	±2	6	11	16	43	24	±5	3.7	±0.1	
E1 – E4	23	±4	6	13	17	38	27	±9	3.7	±0.2	
E5 – E9	25	±3	6	10	15	45	23	±5	3.7	±0.2	
ARNG Officers	25	±3	3	11	18	45	23	±6	3.7	±0.2	
O1 – O3	25	±4	2	10	19	47	21	±9	3.8	±0.2	
O4 – O6	24	±4	2	14	14	42	28	±9	3.8	±0.2	
USAR Enlisted	15	±2	5	12	17	44	22	±7	3.7	±0.2	
E1 – E4	12	±3	3	7	21	48	22	±14	3.8	±0.3	
E5 – E9	17	±3	7	13	15	43	22	±8	3.6	±0.2	
USAR Officers	19	±3	2	11	18	41	29	±7	3.8	±0.2	
O1 – O3	17	±4	1	13	19	44	23	±13	3.8	±0.3	
O4 – O6	20	±3	3	10	18	35	35	±9	3.9	±0.2	
USNR Enlisted	22	±4	4	7	12	56	21	±9	3.8	±0.2	
E1 – E4	10	±4	11	11	9	47	22	±18	3.6	±0.5	
E5 – E9	25	±5	4	6	13	57	21	±10	3.8	±0.2	
USNR Officers	20	±3	3	10	19	38	31	±9	3.8	±0.2	
O1 – O3	16	±4	3	12	11	40	35	±14	3.9	±0.3	
O4 – O6	22	±4	3	10	21	38	29	±11	3.8	±0.3	
USMCR Enlisted	15	±3	11	13	13	45	18	±11	3.4	±0.3	
E1 – E4	12	±4	18	8	17	35	23	±16	3.4	±0.5	
E5 – E9	18	±5	7	16	11	51	15	±14	3.5	±0.3	
USMCR Officers	21	±4	3	10	15	40	32	±10	3.9	±0.2	
O1 – O3	12	±6	NR	NR	NR	NR	NR		2.9	±0.5	
O4 – O6	23	±5	2	9	11	42	37	±11	4.0	±0.3	
ANG Enlisted	20	±3	1	6	12	51	29	±8	4.0	±0.2	
E1 – E4	12	±4	4	6	15	52	23	±17	3.8	±0.4	
E5 – E9	21	±4	1	6	12	51	30	±9	4.0	±0.2	
ANG Officers	23	±3	0	10	13	45	31	±8	4.0	±0.2	
O1 – O3	23	±4	1	10	12	42	35	±11	4.0	±0.3	
O4 – O6	22	±4	0	10	14	47	30	±11	4.0	±0.2	
USAFR Enlisted	15	±2	1	14	9	45	31	±8	3.9	±0.2	
E1 – E4	8	±4	3	18	7	52	20	±21	3.7	±0.5	
E5 – E9	16	±3	1	14	9	44	32	±8	3.9	±0.2	
USAFR Officers	16	±3	2	6	16	44	32	±8	4.0	±0.2	
O1 – O3	13	±4	2	7	21	45	24	±15	3.8	±0.3	
O4 – O6	17	±3	2	5	15	44	34	±10	4.0	±0.2	

Note. Percent responding are Reserve component spouses who answered the question, whose husband/wife was activated and deployed in the past 24 months (Q13/ Q14), who had a child or children under 19 living with them during their husband/wife's most recent deployment (Q43), and who indicated the question was applicable (Q50).

NR: Not reportable

50. How well has your child...

c. Been able to reconnect with your spouse after your spouse returned home from deployment?

1. Very poorly
4. Well

2. Poorly
5. Very well

3. Neither well nor poorly

	Percent Responding		Percentages					Max ME	Average Ability To Cope		
			1	2	3	4	5				
MEMBER DEMOGRAPHICS											
Total DoD	17	±1	4	7	10	36	43	±3	4.1	±0.1	
ARNG	19	±2	6	8	11	35	40	±4	3.9	±0.1	
USAR	14	±2	4	7	14	36	38	±6	4.0	±0.2	
USNR	17	±3	3	7	6	42	41	±8	4.1	±0.2	
USMCR	14	±2	5	7	11	32	45	±9	4.1	±0.2	
ANG	19	±3	1	3	8	38	51	±7	4.4	±0.1	
USAFR	13	±2	2	5	10	35	49	±6	4.2	±0.2	
Enlisted	17	±1	5	7	11	35	42	±3	4.0	±0.1	
E1 – E4	13	±2	7	7	11	34	41	±6	3.9	±0.2	
E5 – E9	18	±2	4	7	10	36	43	±4	4.1	±0.1	
Officers	18	±1	3	6	9	39	43	±4	4.1	±0.1	
O1 – O3	16	±2	3	7	10	37	43	±6	4.1	±0.2	
O4 – O6	18	±2	2	5	8	40	45	±5	4.2	±0.1	
Reserve Unit	18	±1	4	7	11	35	43	±3	4.0	±0.1	
Military Technician	18	±3	3	4	8	35	50	±7	4.3	±0.2	
AGR/FTS/AR	12	±2	3	4	9	43	42	±9	4.2	±0.2	
IMA	12	±3	1	1	14	39	45	±13	4.2	±0.2	
Not Activated Past 24 Months	NA		NA	NA	NA	NA	NA		NA		
Activated Past 24 Months	35	±2	4	7	10	36	43	±3	4.1	±0.1	
Not Deployed Past 24 Months	NA		NA	NA	NA	NA	NA		NA		
Deployed Past 24 Months	54	±2	4	7	10	36	43	±3	4.1	±0.1	
SPOUSE DEMOGRAPHICS											
Male	7	±2	6	6	9	36	42	±13	4.0	±0.3	
Female	18	±1	4	7	10	36	43	±3	4.1	±0.1	
No College/Some College	18	±2	5	8	11	34	42	±4	4.0	±0.1	
4-Year Degree	16	±2	3	5	9	39	43	±5	4.1	±0.1	
Graduate/Professional Degree	16	±2	3	7	10	39	43	±6	4.1	±0.2	
Non-Hispanic White	18	±1	4	6	10	38	43	±3	4.1	±0.1	
Total Minority	15	±2	5	9	13	32	41	±5	3.9	±0.2	
Non-Hispanic Black	14	±3	3	7	16	29	45	±11	4.1	±0.2	
Hispanic	18	±3	6	7	10	35	41	±8	4.0	±0.2	
30 Years Old or Younger	13	±2	4	7	11	34	44	±6	4.1	±0.2	
31 to 40 Years Old	21	±2	4	6	9	37	43	±4	4.1	±0.1	
More Than 40 Years Old	17	±2	5	7	12	35	41	±4	4.0	±0.1	
FAMILY STATUS											
With Child(ren)	22	±1	4	7	10	36	42	±3	4.1	±0.1	
Without Child(ren)	1	±1	5	4	3	29	60	±22	4.4	±0.4	

Note. Percent responding are Reserve component spouses who answered the question, whose husband/wife was activated and deployed in the past 24 months (Q13/Q14), who had a child or children under 19 living with them during their husband/wife's most recent deployment (Q43), and who indicated the question was applicable (Q50).

NA: Not applicable

50. How well has your child...

c. Been able to reconnect with your spouse after your spouse returned home from deployment?

	Percent Responding		Percentages					Max ME	Average Ability To Cope		
			1	2	3	4	5				
MEMBER COMPONENT BY PAYGRADE											
ARNG Enlisted	19	±2	7	8	11	35	40	±4	3.9	±0.2	
E1 – E4	16	±3	9	8	11	32	40	±8	3.9	±0.2	
E5 – E9	20	±2	6	8	11	35	40	±5	4.0	±0.2	
ARNG Officers	20	±2	5	7	11	38	40	±6	4.0	±0.2	
O1 – O3	20	±4	6	9	9	34	42	±10	4.0	±0.3	
O4 – O6	21	±4	3	6	11	41	38	±10	4.0	±0.2	
USAR Enlisted	14	±2	5	7	15	35	38	±7	3.9	±0.2	
E1 – E4	12	±3	4	5	12	40	38	±13	4.0	±0.3	
E5 – E9	15	±3	5	8	16	33	38	±8	3.9	±0.2	
USAR Officers	15	±2	2	7	12	40	40	±7	4.1	±0.2	
O1 – O3	14	±3	1	8	15	40	36	±14	4.0	±0.3	
O4 – O6	16	±3	3	5	8	38	45	±10	4.2	±0.2	
USNR Enlisted	18	±4	4	8	5	44	38	±10	4.0	±0.2	
E1 – E4	6	±3	NR	4	4	NR	NR	±18	4.1	±0.6	
E5 – E9	21	±4	4	9	6	44	38	±11	4.0	±0.2	
USNR Officers	15	±3	2	5	9	35	49	±10	4.3	±0.2	
O1 – O3	11	±3	4	8	5	33	50	±18	4.2	±0.4	
O4 – O6	17	±4	1	4	10	36	49	±12	4.3	±0.2	
USMCR Enlisted	13	±3	6	9	10	31	44	±11	4.0	±0.3	
E1 – E4	11	±4	14	NR	9	31	46	±17	4.0	±0.5	
E5 – E9	14	±4	2	15	11	30	42	±15	4.0	±0.4	
USMCR Officers	18	±4	1	3	13	34	49	±10	4.3	±0.2	
O1 – O3	10	±5	NR	NR	NR	NR	NR		4.3	±0.5	
O4 – O6	21	±4	0	2	13	32	52	±12	4.3	±0.2	
ANG Enlisted	19	±3	1	3	8	36	52	±9	4.4	±0.2	
E1 – E4	11	±3	NR	11	9	23	57	±16	4.3	±0.4	
E5 – E9	20	±4	1	2	8	37	52	±9	4.4	±0.2	
ANG Officers	21	±3	1	4	6	44	46	±9	4.3	±0.2	
O1 – O3	21	±4	NR	2	9	40	48	±12	4.3	±0.2	
O4 – O6	21	±4	1	4	4	46	45	±11	4.3	±0.2	
USAFR Enlisted	12	±2	2	6	12	34	47	±8	4.2	±0.2	
E1 – E4	6	±3	4	13	NR	18	NR	±23	3.8	±0.6	
E5 – E9	14	±2	2	5	11	35	47	±9	4.2	±0.2	
USAFR Officers	15	±2	1	4	5	37	53	±9	4.4	±0.2	
O1 – O3	12	±3	NR	2	8	36	54	±16	4.4	±0.3	
O4 – O6	16	±3	1	4	4	37	53	±10	4.4	±0.2	



































Note. Percent responding are Reserve component spouses who answered the question, whose husband/wife was activated and deployed in the past 24 months (Q13/ Q14), who had a child or children under 19 living with them during their husband/wife's most recent deployment (Q43), and who indicated the question was applicable (Q50).

NR: Not reportable

51. How often did your child do the following to cope with your spouse's deployment?

a. Tried to feel better by spending time with others (e.g., family, friends)

1. Not at all 2. Sometimes 3. A lot of the time
4. Almost all the time 5. Don't know

	Percent Responding		Percentages					Max ME	Average Frequency		
			1	2	3	4	5				
MEMBER DEMOGRAPHICS											
Total DoD	21	±1	11	34	28	16	12	±3	2.6	±0.1	
ARNG	25	±2	9	34	28	16	13	±4	2.6	±0.1	
USAR	17	±2	13	32	28	16	12	±5	2.5	±0.1	
USNR	22	±3	11	37	24	15	12	±7	2.5	±0.2	
USMCR	18	±3	17	25	28	14	15	±8	2.5	±0.2	
ANG	20	±3	10	34	29	16	11	±7	2.6	±0.2	
USAFR	15	±2	12	38	27	14	9	±6	2.5	±0.2	
Enlisted	21	±2	11	33	27	16	13	±3	2.6	±0.1	
E1 – E4	19	±2	10	27	26	17	21	±6	2.6	±0.2	
E5 – E9	22	±2	11	35	28	16	10	±4	2.5	±0.1	
Officers	22	±2	10	37	28	15	10	±3	2.5	±0.1	
O1 – O3	21	±3	9	32	31	15	13	±6	2.6	±0.2	
O4 – O6	21	±2	10	39	27	14	10	±4	2.5	±0.1	
Reserve Unit	23	±1	10	33	28	17	12	±3	2.6	±0.1	
Military Technician	20	±3	10	33	30	15	11	±7	2.6	±0.2	
AGR/FTS/AR	13	±2	13	41	26	9	11	±8	2.3	±0.2	
IMA	13	±3	20	32	29	14	6	±13	2.4	±0.3	
Not Activated Past 24 Months	NA		NA	NA	NA	NA	NA		NA		
Activated Past 24 Months	43	±2	11	34	28	16	12	±3	2.6	±0.1	
Not Deployed Past 24 Months	NA		NA	NA	NA	NA	NA		NA		
Deployed Past 24 Months	67	±2	11	34	28	16	12	±3	2.6	±0.1	
SPOUSE DEMOGRAPHICS											
Male	9	±2	13	30	31	13	13	±12	2.5	±0.3	
Female	23	±1	11	34	27	16	12	±3	2.6	±0.1	
No College/Some College	22	±2	11	34	26	17	12	±3	2.6	±0.1	
4-Year Degree	21	±2	10	33	30	16	12	±4	2.6	±0.1	
Graduate/Professional Degree	19	±2	13	35	28	13	12	±6	2.5	±0.2	
Non-Hispanic White	22	±2	10	35	29	14	12	±3	2.5	±0.1	
Total Minority	19	±2	12	31	22	21	13	±5	2.6	±0.2	
Non-Hispanic Black	17	±3	14	28	26	16	16	±9	2.5	±0.2	
Hispanic	21	±3	9	32	20	26	12	±8	2.7	±0.2	
30 Years Old or Younger	19	±2	12	18	28	17	26	±5	2.7	±0.2	
31 to 40 Years Old	25	±2	10	35	29	18	8	±4	2.6	±0.1	
More Than 40 Years Old	19	±2	11	42	26	14	8	±4	2.5	±0.1	
FAMILY STATUS											
With Child(ren)	27	±2	11	33	28	16	12	±3	2.6	±0.1	
Without Child(ren)	2	±1	8	47	7	6	33	±21	2.2	±0.2	

Note. Percent responding are Reserve component spouses who answered the question, whose husband/wife was activated and deployed in the past 24 months (Q13/ Q14), and who had a child or children under 19 living with them during their husband/wife's most recent deployment (Q43). Average Frequency does not include those who indicated they "Don't know."
NA: Not applicable

51. How often did your child do the following to cope with your spouse's deployment?

a. Tried to feel better by spending time with others (e.g., family, friends)





































	Percent Responding		Percentages					Max ME	Average Frequency		
			1	2	3	4	5				
MEMBER COMPONENT BY PAYGRADE											
ARNG Enlisted	25	±2	10	33	27	16	14	±4	2.6	±0.1	
E1 – E4	25	±4	9	27	25	18	21	±8	2.7	±0.2	
E5 – E9	26	±3	10	36	28	15	10	±5	2.5	±0.1	
ARNG Officers	25	±3	9	35	29	17	10	±6	2.6	±0.2	
O1 – O3	26	±5	8	31	32	18	11	±9	2.7	±0.2	
O4 – O6	24	±4	8	34	30	18	9	±9	2.6	±0.2	
USAR Enlisted	16	±2	12	30	28	18	13	±6	2.6	±0.2	
E1 – E4	13	±3	11	25	32	12	19	±13	2.6	±0.3	
E5 – E9	17	±3	13	31	26	20	10	±8	2.6	±0.2	
USAR Officers	20	±3	14	37	28	11	10	±7	2.4	±0.2	
O1 – O3	18	±4	13	34	31	9	12	±12	2.4	±0.2	
O4 – O6	20	±3	13	37	28	10	11	±9	2.4	±0.2	
USNR Enlisted	22	±4	13	36	23	16	12	±10	2.5	±0.2	
E1 – E4	10	±4	21	30	12	11	26	±20	2.2	±0.5	
E5 – E9	25	±5	12	37	24	16	11	±10	2.5	±0.2	
USNR Officers	21	±3	7	40	27	15	12	±9	2.6	±0.2	
O1 – O3	17	±4	11	32	28	10	19	±13	2.4	±0.3	
O4 – O6	22	±4	5	42	27	16	9	±11	2.6	±0.2	
USMCR Enlisted	17	±3	20	20	27	15	18	±10	2.4	±0.3	
E1 – E4	15	±4	19	13	20	13	35	±15	2.4	±0.4	
E5 – E9	19	±5	21	26	31	16	6	±14	2.4	±0.3	
USMCR Officers	21	±4	10	37	31	13	8	±10	2.5	±0.2	
O1 – O3	15	±6	NR	12	35	11	42	±22	NR		
O4 – O6	23	±5	11	43	31	12	3	±11	2.5	±0.2	
ANG Enlisted	20	±3	10	33	30	17	10	±8	2.6	±0.2	
E1 – E4	13	±4	4	27	30	22	17	±15	2.8	±0.3	
E5 – E9	21	±4	10	34	31	16	10	±9	2.6	±0.2	
ANG Officers	22	±3	11	36	23	16	14	±8	2.5	±0.2	
O1 – O3	22	±4	9	30	27	20	14	±11	2.7	±0.3	
O4 – O6	22	±4	12	39	21	14	14	±11	2.4	±0.3	
USAFR Enlisted	15	±2	13	35	27	15	10	±7	2.5	±0.2	
E1 – E4	8	±4	4	47	18	15	16	±20	2.5	±0.4	
E5 – E9	16	±3	14	34	28	15	9	±8	2.5	±0.2	
USAFR Officers	16	±3	10	44	27	12	7	±8	2.4	±0.2	
O1 – O3	13	±4	2	45	26	10	17	±15	2.5	±0.3	
O4 – O6	17	±3	12	44	27	13	4	±10	2.4	±0.2	

Note. Percent responding are Reserve component spouses who answered the question, whose husband/wife was activated and deployed in the past 24 months (Q13/Q14), and who had a child or children under 19 living with them during their husband/wife's most recent deployment (Q43). Average Frequency does not include those who indicated they "Don't know."

NR: Not reportable

51. How often did your child do the following to cope with your spouse's deployment?

b. Did something else to forget about the deployment (e.g., watched TV, played a game)

	Percent Responding		Percentages					Max ME	Average Frequency		
			1	2	3	4	5				
MEMBER COMPONENT BY PAYGRADE											
ARNG Enlisted	25	±2	11	26	28	19	17	±4	2.6	±0.1	
E1 – E4	25	±4	13	22	24	18	23	±8	2.6	±0.2	
E5 – E9	25	±3	10	28	29	19	14	±5	2.7	±0.1	
ARNG Officers	25	±3	11	29	31	18	10	±6	2.6	±0.2	
O1 – O3	27	±5	15	28	31	14	12	±9	2.5	±0.2	
O4 – O6	24	±4	5	26	38	22	9	±9	2.8	±0.2	
USAR Enlisted	16	±2	13	26	32	15	14	±7	2.6	±0.2	
E1 – E4	13	±3	10	31	32	10	17	±13	2.5	±0.2	
E5 – E9	17	±3	15	24	32	17	13	±8	2.6	±0.2	
USAR Officers	20	±3	15	31	30	13	11	±7	2.5	±0.2	
O1 – O3	18	±4	23	27	28	11	12	±12	2.3	±0.3	
O4 – O6	20	±3	10	30	30	16	14	±9	2.6	±0.2	
USNR Enlisted	21	±4	10	32	30	14	15	±10	2.6	±0.2	
E1 – E4	9	±4	24	20	18	14	24	±21	2.3	±0.5	
E5 – E9	24	±5	8	33	31	14	14	±11	2.6	±0.2	
USNR Officers	21	±3	10	27	32	15	16	±9	2.6	±0.2	
O1 – O3	17	±4	8	35	16	19	23	±14	2.6	±0.3	
O4 – O6	22	±4	11	25	37	13	14	±11	2.6	±0.3	
USMCR Enlisted	17	±3	17	17	29	15	22	±10	2.5	±0.3	
E1 – E4	15	±4	21	15	18	5	40	±15	2.1	±0.4	
E5 – E9	19	±5	13	19	37	22	9	±14	2.7	±0.3	
USMCR Officers	21	±4	14	34	29	14	9	±9	2.5	±0.2	
O1 – O3	15	±6	NR	11	35	5	42	±22	NR		
O4 – O6	23	±5	16	39	28	13	4	±11	2.4	±0.3	
ANG Enlisted	20	±3	14	30	29	17	11	±8	2.5	±0.2	
E1 – E4	13	±4	6	34	19	20	21	±16	2.7	±0.4	
E5 – E9	21	±4	14	30	29	16	10	±9	2.5	±0.2	
ANG Officers	22	±3	13	34	25	11	16	±8	2.4	±0.2	
O1 – O3	23	±4	15	29	30	12	14	±11	2.4	±0.3	
O4 – O6	22	±4	13	36	23	11	17	±11	2.4	±0.2	
USAFR Enlisted	15	±2	11	31	26	19	13	±7	2.6	±0.2	
E1 – E4	9	±4	10	39	16	16	20	±22	2.5	±0.5	
E5 – E9	16	±3	11	30	27	20	13	±8	2.6	±0.2	
USAFR Officers	16	±3	14	32	37	11	7	±8	2.5	±0.2	
O1 – O3	13	±4	5	40	25	10	20	±15	2.5	±0.3	
O4 – O6	17	±3	17	30	39	11	4	±10	2.5	±0.2	

Note. Percent responding are Reserve component spouses who answered the question, whose husband/wife was activated and deployed in the past 24 months (Q13/Q14), and who had a child or children under 19 living with them during their husband/wife's most recent deployment (Q43). Average Frequency does not include those who indicated they "Don't know."

NR: Not reportable

51. How often did your child do the following to cope with your spouse's deployment?

c. Stayed by him/herself

- 1. Not at all
- 4. Almost all the time

- 2. Sometimes
- 5. Don't know

- 3. A lot of the time

	Percent Responding		Percentages					Max ME	Average Frequency		
			1	2	3	4	5				
MEMBER DEMOGRAPHICS											
Total DoD	21	±1	40	36	10	4	10	±3	1.8	±0.1	
ARNG	25	±2	39	36	11	4	10	±4	1.8	±0.1	
USAR	17	±2	38	35	13	4	10	±5	1.8	±0.1	
USNR	21	±3	36	37	10	5	12	±7	1.8	±0.2	
USMCR	18	±3	50	25	7	4	14	±8	1.6	±0.2	
ANG	20	±3	46	36	8	4	7	±7	1.7	±0.2	
USAFR	15	±2	42	42	5	4	6	±6	1.7	±0.1	
Enlisted	21	±2	40	35	10	4	10	±3	1.8	±0.1	
E1 – E4	18	±2	40	28	10	4	18	±6	1.7	±0.1	
E5 – E9	22	±2	40	37	10	4	8	±4	1.8	±0.1	
Officers	22	±2	40	39	11	3	7	±4	1.8	±0.1	
O1 – O3	21	±2	44	36	9	1	10	±6	1.6	±0.1	
O4 – O6	21	±2	40	40	11	4	6	±4	1.8	±0.1	
Reserve Unit	22	±1	41	35	10	4	10	±3	1.8	±0.1	
Military Technician	20	±3	44	35	10	3	8	±7	1.7	±0.1	
AGR/FTS/AR	13	±2	35	42	12	5	6	±8	1.9	±0.2	
IMA	13	±3	49	41	5	3	3	±12	1.6	±0.2	
Not Activated Past 24 Months	NA		NA	NA	NA	NA	NA		NA		
Activated Past 24 Months	43	±2	40	36	10	4	10	±3	1.8	±0.1	
Not Deployed Past 24 Months	NA		NA	NA	NA	NA	NA		NA		
Deployed Past 24 Months	66	±2	40	36	10	4	10	±3	1.8	±0.1	
SPOUSE DEMOGRAPHICS											
Male	9	±2	35	36	12	4	12	±12	1.8	±0.2	
Female	23	±1	40	36	10	4	10	±3	1.8	±0.1	
No College/Some College	22	±2	39	36	11	4	10	±4	1.8	±0.1	
4-Year Degree	21	±2	42	36	9	3	10	±5	1.7	±0.1	
Graduate/Professional Degree	18	±2	42	33	10	4	10	±6	1.7	±0.2	
Non-Hispanic White	22	±1	41	37	9	3	10	±3	1.7	±0.1	
Total Minority	18	±2	38	34	12	5	10	±5	1.8	±0.1	
Non-Hispanic Black	17	±3	36	32	14	3	15	±9	1.8	±0.2	
Hispanic	21	±3	38	36	13	6	7	±8	1.9	±0.2	
30 Years Old or Younger	18	±2	42	24	7	3	24	±6	1.6	±0.1	
31 to 40 Years Old	25	±2	44	36	10	4	6	±4	1.7	±0.1	
More Than 40 Years Old	19	±2	34	44	12	5	5	±4	1.9	±0.1	
FAMILY STATUS											
With Child(ren)	27	±2	40	36	10	4	9	±3	1.8	±0.1	
Without Child(ren)	2	±1	31	31	5	3	30	±22	1.7	±0.3	

Note. Percent responding are Reserve component spouses who answered the question, whose husband/wife was activated and deployed in the past 24 months (Q13/ Q14), who had a child or children under 19 living with them during their husband/wife's most recent deployment (Q43), and who indicated the question was applicable (Q51). Average Frequency does not include those who indicated they "Don't know."
 NA: Not applicable

51. How often did your child do the following to cope with your spouse's deployment?

c. Stayed by him/herself

	Percent Responding		Percentages					Max ME	Average Frequency		
			1	2	3	4	5				
MEMBER COMPONENT BY PAYGRADE											
ARNG Enlisted	25	±2	39	35	10	4	11	±5	1.8	±0.1	
E1 – E4	24	±4	43	25	10	5	18	±9	1.7	±0.2	
E5 – E9	25	±3	37	39	11	4	8	±5	1.8	±0.1	
ARNG Officers	25	±3	39	38	14	4	6	±6	1.8	±0.1	
O1 – O3	26	±5	49	32	10	2	7	±10	1.6	±0.2	
O4 – O6	24	±4	35	41	15	4	5	±9	1.9	±0.2	
USAR Enlisted	16	±2	37	34	14	4	11	±7	1.8	±0.2	
E1 – E4	13	±3	33	35	14	3	14	±13	1.8	±0.2	
E5 – E9	17	±3	39	33	14	4	10	±8	1.8	±0.2	
USAR Officers	20	±3	41	39	10	3	8	±7	1.7	±0.1	
O1 – O3	17	±4	41	39	10	0	11	±12	1.6	±0.2	
O4 – O6	20	±3	40	39	10	4	6	±9	1.8	±0.2	
USNR Enlisted	22	±4	36	35	11	5	13	±10	1.8	±0.2	
E1 – E4	9	±4	27	42	7	NR	24	±19	1.7	±0.3	
E5 – E9	25	±5	37	34	11	6	12	±10	1.8	±0.2	
USNR Officers	20	±3	36	43	8	3	11	±9	1.7	±0.2	
O1 – O3	16	±4	26	48	9	NR	17	±13	1.8	±0.2	
O4 – O6	21	±4	39	42	7	4	9	±11	1.7	±0.2	
USMCR Enlisted	17	±3	51	21	6	4	17	±10	1.6	±0.2	
E1 – E4	14	±4	55	10	2	NR	33	±15	1.2	±0.2	
E5 – E9	19	±5	48	29	9	7	6	±14	1.7	±0.3	
USMCR Officers	21	±4	48	33	9	3	7	±9	1.6	±0.2	
O1 – O3	15	±6	NR	6	12	NR	30	±22	1.4	±0.4	
O4 – O6	23	±5	48	39	6	4	4	±11	1.6	±0.2	
ANG Enlisted	20	±3	46	35	8	5	6	±9	1.7	±0.2	
E1 – E4	13	±4	31	24	10	11	24	±16	2.0	±0.4	
E5 – E9	21	±4	47	36	8	4	5	±9	1.7	±0.2	
ANG Officers	22	±3	46	37	7	1	9	±8	1.6	±0.2	
O1 – O3	23	±4	45	43	4	0	9	±11	1.5	±0.2	
O4 – O6	22	±4	46	34	9	2	9	±11	1.6	±0.2	
USAFR Enlisted	15	±2	45	41	3	4	7	±8	1.6	±0.2	
E1 – E4	8	±4	44	42	NR	3	12	±21	1.6	±0.3	
E5 – E9	16	±3	45	41	3	4	7	±8	1.6	±0.2	
USAFR Officers	16	±3	36	45	11	3	5	±8	1.8	±0.2	
O1 – O3	13	±4	31	46	7	NR	15	±15	1.7	±0.2	
O4 – O6	16	±3	37	45	12	4	2	±10	1.8	±0.2	

Note. Percent responding are Reserve component spouses who answered the question, whose husband/wife was activated and deployed in the past 24 months (Q13/Q14), who had a child or children under 19 living with them during their husband/wife's most recent deployment (Q43), and who indicated the question was applicable (Q51). Average Frequency does not include those who indicated they "Don't know."

NR: Not reportable

51. How often did your child do the following to cope with your spouse's deployment?

d. Kept quiet about the deployment

1. Not at all
4. Almost all the time

2. Sometimes
5. Don't know






































3. A lot of the time

	Percent Responding		Percentages					Max ME	Average Frequency		
			1	2	3	4	5				
MEMBER DEMOGRAPHICS											
Total DoD	21	±1	32	32	15	10	12	±3	2.0	±0.1	
ARNG	25	±2	31	30	16	10	13	±4	2.0	±0.1	
USAR	17	±2	29	32	15	11	13	±5	2.1	±0.2	
USNR	21	±3	29	40	10	8	13	±8	2.0	±0.2	
USMCR	18	±3	35	30	10	10	15	±8	1.9	±0.2	
ANG	20	±3	37	30	17	8	7	±7	2.0	±0.2	
USAFR	15	±2	36	36	9	10	10	±6	1.9	±0.2	
Enlisted	21	±2	32	30	15	9	13	±3	2.0	±0.1	
E1 – E4	18	±2	27	27	14	6	26	±6	2.0	±0.2	
E5 – E9	22	±2	34	32	15	10	9	±4	2.0	±0.1	
Officers	22	±2	30	36	15	11	8	±3	2.1	±0.1	
O1 – O3	21	±3	34	33	13	8	12	±6	2.0	±0.2	
O4 – O6	21	±2	31	37	15	11	6	±5	2.1	±0.1	
Reserve Unit	22	±1	32	31	15	9	13	±3	2.0	±0.1	
Military Technician	20	±3	33	29	18	9	10	±7	2.0	±0.2	
AGR/FTS/AR	13	±2	33	34	15	10	7	±8	2.0	±0.2	
IMA	13	±3	35	39	10	13	2	±13	2.0	±0.3	
Not Activated Past 24 Months	NA		NA	NA	NA	NA	NA		NA		
Activated Past 24 Months	43	±2	32	32	15	10	12	±3	2.0	±0.1	
Not Deployed Past 24 Months	NA		NA	NA	NA	NA	NA		NA		
Deployed Past 24 Months	66	±2	32	32	15	10	12	±3	2.0	±0.1	
SPOUSE DEMOGRAPHICS											
Male	9	±2	35	31	11	9	14	±12	1.9	±0.3	
Female	23	±1	32	32	15	10	12	±3	2.0	±0.1	
No College/Some College	22	±2	33	31	16	9	12	±4	2.0	±0.1	
4-Year Degree	21	±2	31	33	12	11	12	±4	2.0	±0.1	
Graduate/Professional Degree	18	±2	30	33	15	11	11	±6	2.1	±0.2	
Non-Hispanic White	22	±2	31	33	15	10	12	±3	2.0	±0.1	
Total Minority	18	±2	34	30	14	9	14	±5	2.0	±0.1	
Non-Hispanic Black	17	±3	30	31	14	8	17	±9	2.0	±0.2	
Hispanic	21	±3	32	31	15	10	13	±8	2.0	±0.2	
30 Years Old or Younger	18	±2	34	20	12	4	30	±6	1.8	±0.2	
31 to 40 Years Old	25	±2	32	34	15	10	8	±4	2.0	±0.1	
More Than 40 Years Old	19	±2	30	36	16	12	5	±4	2.1	±0.1	
FAMILY STATUS											
With Child(ren)	27	±2	32	32	15	10	12	±3	2.0	±0.1	
Without Child(ren)	2	±1	29	24	8	2	38	±21	1.7	±0.3	

Note. Percent responding are Reserve component spouses who answered the question, whose husband/wife was activated and deployed in the past 24 months (Q13/Q14), who had a child or children under 19 living with them during their husband/wife's most recent deployment (Q43), and who indicated the question was applicable (Q51). Average Frequency does not include those who indicated they "Don't know."
NA: Not applicable

51. How often did your child do the following to cope with your spouse's deployment?

d. Kept quiet about the deployment

	Percent Responding		Percentages					Max ME	Average Frequency		
			1	2	3	4	5				
MEMBER COMPONENT BY PAYGRADE											
ARNG Enlisted	25	±2	32	29	15	9	14	±5	2.0	±0.1	
E1 – E4	24	±4	26	28	13	7	26	±9	2.0	±0.2	
E5 – E9	25	±3	35	30	16	10	9	±5	2.0	±0.1	
ARNG Officers	25	±3	29	33	18	12	8	±6	2.2	±0.2	
O1 – O3	26	±5	35	30	18	8	9	±10	2.0	±0.2	
O4 – O6	24	±4	27	38	19	14	3	±9	2.2	±0.2	
USAR Enlisted	16	±2	29	30	15	11	15	±7	2.1	±0.2	
E1 – E4	13	±3	28	28	18	5	22	±12	2.0	±0.3	
E5 – E9	17	±3	29	30	14	13	13	±8	2.1	±0.2	
USAR Officers	20	±3	28	37	15	11	9	±7	2.1	±0.2	
O1 – O3	18	±4	33	36	8	8	14	±12	1.9	±0.3	
O4 – O6	20	±3	27	35	20	12	6	±9	2.2	±0.2	
USNR Enlisted	22	±4	29	41	9	7	14	±10	1.9	±0.2	
E1 – E4	9	±4	30	24	15	4	28	±20	1.9	±0.4	
E5 – E9	25	±5	29	43	9	7	13	±11	1.9	±0.2	
USNR Officers	20	±3	28	37	12	11	11	±9	2.1	±0.2	
O1 – O3	16	±4	17	40	14	14	16	±14	2.3	±0.3	
O4 – O6	22	±4	32	36	12	10	10	±11	2.0	±0.3	
USMCR Enlisted	17	±3	33	29	9	10	19	±10	1.9	±0.3	
E1 – E4	14	±4	37	14	4	7	38	±15	1.7	±0.4	
E5 – E9	19	±5	31	40	12	11	6	±14	2.0	±0.3	
USMCR Officers	21	±4	40	31	12	11	6	±10	1.9	±0.2	
O1 – O3	14	±6	32	18	NR	25	26	±23	2.2	±0.7	
O4 – O6	23	±5	41	33	14	9	3	±11	1.9	±0.3	
ANG Enlisted	20	±3	36	28	19	9	7	±9	2.0	±0.2	
E1 – E4	13	±4	16	28	19	8	28	±15	2.3	±0.4	
E5 – E9	21	±4	38	29	19	9	5	±9	2.0	±0.2	
ANG Officers	22	±3	39	36	10	6	9	±8	1.8	±0.2	
O1 – O3	23	±4	42	35	9	4	10	±11	1.7	±0.2	
O4 – O6	22	±4	37	36	11	8	8	±11	1.9	±0.2	
USAFR Enlisted	15	±2	38	33	10	9	11	±8	1.9	±0.2	
E1 – E4	9	±4	50	24	4	7	15	±20	1.6	±0.4	
E5 – E9	16	±3	36	34	10	9	10	±8	1.9	±0.2	
USAFR Officers	16	±3	30	41	8	12	8	±8	2.0	±0.2	
O1 – O3	13	±4	27	39	2	5	27	±16	1.8	±0.3	
O4 – O6	17	±3	31	42	10	13	4	±10	2.1	±0.2	

Note. Percent responding are Reserve component spouses who answered the question, whose husband/wife was activated and deployed in the past 24 months (Q13/Q14), who had a child or children under 19 living with them during their husband/wife's most recent deployment (Q43), and who indicated the question was applicable (Q51). Average Frequency does not include those who indicated they "Don't know."

NR: Not reportable

51. How often did your child do the following to cope with your spouse's deployment?

e. Tried to see the good side of the deployment

1. Not at all

2. Sometimes

3. A lot of the time

4. Almost all the time

5. Don't know

	Percent Responding		Percentages					Max ME	Average Frequency		
			1	2	3	4	5				
MEMBER DEMOGRAPHICS											
Total DoD	21	±1	25	29	16	8	23	±3	2.1	±0.1	
ARNG	25	±2	26	28	15	7	24	±4	2.1	±0.1	
USAR	17	±2	24	31	15	9	21	±5	2.1	±0.1	
USNR	21	±3	20	31	17	9	22	±7	2.2	±0.2	
USMCR	17	±3	33	17	16	7	27	±8	2.0	±0.2	
ANG	20	±3	22	33	15	8	23	±7	2.1	±0.2	
USAFR	15	±2	25	30	18	9	17	±6	2.1	±0.2	
Enlisted	21	±2	24	28	16	8	24	±3	2.1	±0.1	
E1 – E4	18	±2	23	21	16	7	33	±6	2.1	±0.2	
E5 – E9	22	±2	25	31	16	8	21	±4	2.1	±0.1	
Officers	22	±2	26	32	15	9	18	±3	2.1	±0.1	
O1 – O3	21	±3	26	30	13	8	23	±6	2.0	±0.2	
O4 – O6	21	±2	24	33	17	11	15	±4	2.2	±0.1	
Reserve Unit	22	±1	24	29	15	8	23	±3	2.1	±0.1	
Military Technician	20	±3	20	32	18	10	20	±7	2.2	±0.2	
AGR/FTS/AR	13	±2	25	29	20	7	19	±8	2.1	±0.2	
IMA	13	±3	29	28	19	15	9	±13	2.2	±0.3	
Not Activated Past 24 Months	NA		NA	NA	NA	NA	NA		NA		
Activated Past 24 Months	43	±2	25	29	16	8	23	±3	2.1	±0.1	
Not Deployed Past 24 Months	NA		NA	NA	NA	NA	NA		NA		
Deployed Past 24 Months	66	±2	25	29	16	8	23	±3	2.1	±0.1	
SPOUSE DEMOGRAPHICS											
Male	9	±2	23	30	22	7	18	±13	2.2	±0.3	
Female	23	±1	25	29	15	8	23	±3	2.1	±0.1	
No College/Some College	22	±2	24	29	16	8	23	±3	2.1	±0.1	
4-Year Degree	21	±2	25	28	15	7	25	±4	2.1	±0.1	
Graduate/Professional Degree	18	±2	27	32	14	8	20	±6	2.0	±0.2	
Non-Hispanic White	22	±2	24	30	16	7	23	±3	2.1	±0.1	
Total Minority	18	±2	25	28	14	10	23	±5	2.1	±0.2	
Non-Hispanic Black	17	±3	20	28	15	9	29	±9	2.2	±0.2	
Hispanic	21	±3	24	27	16	12	20	±8	2.2	±0.2	
30 Years Old or Younger	18	±2	28	16	11	5	40	±6	1.9	±0.2	
31 to 40 Years Old	25	±2	27	32	15	7	19	±4	2.0	±0.1	
More Than 40 Years Old	19	±2	20	35	19	10	16	±4	2.2	±0.1	
FAMILY STATUS											
With Child(ren)	27	±2	25	29	16	8	22	±3	2.1	±0.1	
Without Child(ren)	2	±1	19	25	18	3	35	±22	2.1	±0.3	

Note. Percent responding are Reserve component spouses who answered the question, whose husband/wife was activated and deployed in the past 24 months (Q13/Q14), who had a child or children under 19 living with them during their husband/wife's most recent deployment (Q43), and who indicated the question was applicable (Q51). Average Frequency does not include those who indicated they "Don't know."

NA: Not applicable

51. How often did your child do the following to cope with your spouse's deployment?

e. Tried to see the good side of the deployment

	Percent Responding		Percentages					Max ME	Average Frequency		
			1	2	3	4	5				
MEMBER COMPONENT BY PAYGRADE											
ARNG Enlisted	25	±2	25	27	15	7	25	±4	2.1	±0.1	
E1 – E4	24	±4	25	20	16	6	33	±9	2.1	±0.2	
E5 – E9	25	±3	26	30	15	7	22	±5	2.1	±0.1	
ARNG Officers	25	±3	27	31	15	8	19	±6	2.0	±0.2	
O1 – O3	26	±5	29	29	14	8	20	±9	2.0	±0.3	
O4 – O6	24	±4	22	37	15	12	14	±9	2.2	±0.2	
USAR Enlisted	16	±2	24	30	16	8	22	±7	2.1	±0.2	
E1 – E4	13	±3	21	25	16	8	29	±13	2.2	±0.3	
E5 – E9	17	±3	26	32	16	7	19	±8	2.1	±0.2	
USAR Officers	20	±3	24	32	13	11	19	±7	2.1	±0.2	
O1 – O3	18	±4	27	32	9	10	22	±12	2.0	±0.3	
O4 – O6	20	±3	20	33	16	11	20	±9	2.2	±0.2	
USNR Enlisted	21	±4	22	30	16	9	23	±10	2.2	±0.2	
E1 – E4	9	±4	19	18	15	10	38	±20	2.3	±0.5	
E5 – E9	24	±5	22	31	16	9	22	±11	2.2	±0.2	
USNR Officers	20	±3	17	34	21	9	19	±9	2.3	±0.2	
O1 – O3	16	±4	9	32	24	5	30	±14	2.3	±0.3	
O4 – O6	22	±4	19	34	20	11	16	±11	2.3	±0.3	
USMCR Enlisted	16	±3	36	14	14	5	32	±10	1.8	±0.3	
E1 – E4	14	±4	26	7	13	5	50	±15	1.9	±0.5	
E5 – E9	18	±5	42	20	15	5	19	±14	1.8	±0.3	
USMCR Officers	21	±4	25	24	20	14	17	±9	2.3	±0.3	
O1 – O3	15	±6	36	23	6	NR	35	±22	1.5	±0.4	
O4 – O6	23	±5	22	23	24	18	14	±11	2.4	±0.3	
ANG Enlisted	20	±3	20	33	16	8	24	±8	2.2	±0.2	
E1 – E4	13	±4	15	31	16	3	36	±15	2.1	±0.3	
E5 – E9	21	±4	20	33	16	9	23	±9	2.2	±0.2	
ANG Officers	22	±3	29	32	12	8	19	±8	2.0	±0.2	
O1 – O3	22	±4	23	31	11	9	26	±11	2.1	±0.3	
O4 – O6	22	±4	32	33	12	7	15	±11	1.9	±0.2	
USAFR Enlisted	15	±2	25	31	18	8	20	±8	2.1	±0.2	
E1 – E4	9	±4	21	24	19	11	26	±21	2.3	±0.5	
E5 – E9	16	±3	25	31	17	7	19	±8	2.1	±0.2	
USAFR Officers	16	±3	27	29	20	12	11	±8	2.2	±0.2	
O1 – O3	14	±4	18	31	12	5	34	±15	2.0	±0.3	
O4 – O6	16	±3	29	29	22	14	6	±9	2.2	±0.2	

Note. Percent responding are Reserve component spouses who answered the question, whose husband/wife was activated and deployed in the past 24 months (Q13/ Q14), who had a child or children under 19 living with them during their husband/wife's most recent deployment (Q43), and who indicated the question was applicable (Q51). Average Frequency does not include those who indicated they "Don't know."
 NR: Not reportable

51. How often did your child do the following to cope with your spouse's deployment?

f. Yelled, screamed, or got mad






































- | | | |
|------------------------|---------------|----------------------|
| 1. Not at all | 2. Sometimes | 3. A lot of the time |
| 4. Almost all the time | 5. Don't know | |

	Percent Responding		Percentages					Max ME	Average Frequency		
			1	2	3	4	5				
MEMBER DEMOGRAPHICS											
Total DoD	21	±1	35	34	15	6	10	±3	1.9	±0.1	
ARNG	25	±2	31	34	17	8	10	±4	2.0	±0.1	
USAR	17	±2	34	34	17	6	10	±5	1.9	±0.1	
USNR	21	±3	41	28	13	6	12	±7	1.8	±0.2	
USMCR	17	±3	33	32	16	6	13	±8	2.0	±0.2	
ANG	21	±3	42	37	10	3	8	±7	1.7	±0.1	
USAFR	15	±2	42	33	13	6	6	±6	1.8	±0.2	
Enlisted	21	±2	33	33	16	7	11	±3	2.0	±0.1	
E1 – E4	18	±2	26	28	19	10	17	±6	2.2	±0.2	
E5 – E9	22	±2	35	35	15	6	8	±4	1.9	±0.1	
Officers	22	±2	42	35	12	4	7	±4	1.8	±0.1	
O1 – O3	21	±3	35	35	16	4	10	±6	1.9	±0.2	
O4 – O6	21	±2	46	35	9	5	4	±4	1.7	±0.1	
Reserve Unit	22	±1	34	33	15	7	10	±3	1.9	±0.1	
Military Technician	20	±3	40	32	13	6	8	±7	1.8	±0.2	
AGR/FTS/AR	13	±2	41	37	12	4	6	±8	1.8	±0.2	
IMA	13	±3	54	32	8	4	2	±13	1.6	±0.2	
Not Activated Past 24 Months	NA		NA	NA	NA	NA	NA		NA		
Activated Past 24 Months	43	±2	35	34	15	6	10	±3	1.9	±0.1	
Not Deployed Past 24 Months	NA		NA	NA	NA	NA	NA		NA		
Deployed Past 24 Months	66	±2	35	34	15	6	10	±3	1.9	±0.1	
SPOUSE DEMOGRAPHICS											
Male	9	±2	44	25	17	4	10	±12	1.8	±0.2	
Female	23	±1	35	34	15	7	10	±3	1.9	±0.1	
No College/Some College	22	±2	33	34	17	7	10	±4	2.0	±0.1	
4-Year Degree	21	±2	37	35	13	6	9	±4	1.9	±0.1	
Graduate/Professional Degree	19	±2	42	32	12	5	10	±6	1.8	±0.1	
Non-Hispanic White	22	±2	35	35	15	6	9	±3	1.9	±0.1	
Total Minority	18	±2	36	30	15	8	11	±5	2.0	±0.1	
Non-Hispanic Black	17	±3	36	25	15	7	17	±9	1.9	±0.2	
Hispanic	21	±3	32	36	15	9	9	±8	2.0	±0.2	
30 Years Old or Younger	18	±2	25	27	20	5	23	±5	2.1	±0.1	
31 to 40 Years Old	25	±2	33	38	15	8	6	±4	2.0	±0.1	
More Than 40 Years Old	19	±2	45	33	11	6	5	±4	1.8	±0.1	
FAMILY STATUS											
With Child(ren)	27	±2	35	34	15	7	9	±3	1.9	±0.1	
Without Child(ren)	2	±1	31	30	3	3	33	±22	1.7	±0.3	

Note. Percent responding are Reserve component spouses who answered the question, whose husband/wife was activated and deployed in the past 24 months (Q13/ Q14), who had a child or children under 19 living with them during their husband/wife's most recent deployment (Q43), and who indicated the question was applicable (Q51). Average Frequency does not include those who indicated they "Don't know."
 NA: Not applicable

51. How often did your child do the following to cope with your spouse's deployment?

f. Yelled, screamed, or got mad

	Percent Responding		Percentages					Max ME	Average Frequency		
			1	2	3	4	5				
MEMBER COMPONENT BY PAYGRADE											
ARNG Enlisted	25	±2	30	33	17	9	11	±4	2.0	±0.1	
E1 – E4	24	±4	23	29	19	12	17	±8	2.2	±0.2	
E5 – E9	25	±3	33	35	16	7	8	±5	2.0	±0.1	
ARNG Officers	25	±3	36	36	16	5	6	±6	1.9	±0.2	
O1 – O3	26	±5	35	32	22	4	8	±9	1.9	±0.2	
O4 – O6	24	±4	35	45	11	6	3	±9	1.9	±0.2	
USAR Enlisted	16	±2	31	33	19	6	11	±7	2.0	±0.2	
E1 – E4	13	±3	34	21	24	6	15	±13	2.0	±0.3	
E5 – E9	17	±3	30	38	16	6	9	±8	2.0	±0.2	
USAR Officers	20	±3	41	34	12	5	8	±7	1.8	±0.2	
O1 – O3	18	±4	34	35	12	5	14	±12	1.9	±0.3	
O4 – O6	20	±3	43	35	11	5	6	±9	1.8	±0.2	
USNR Enlisted	22	±4	39	26	15	7	13	±10	1.9	±0.2	
E1 – E4	9	±4	32	23	22	2	21	±19	1.9	±0.4	
E5 – E9	25	±5	39	26	14	8	13	±11	1.9	±0.2	
USNR Officers	20	±3	46	33	9	5	7	±9	1.7	±0.2	
O1 – O3	16	±4	41	36	11	2	10	±14	1.7	±0.3	
O4 – O6	22	±4	48	32	8	5	7	±11	1.7	±0.2	
USMCR Enlisted	16	±3	26	32	19	7	16	±10	2.1	±0.2	
E1 – E4	14	±4	29	21	18	1	31	±15	1.9	±0.3	
E5 – E9	18	±5	24	39	20	12	5	±14	2.2	±0.3	
USMCR Officers	21	±4	48	32	9	5	7	±9	1.7	±0.2	
O1 – O3	15	±6	24	40	NR	NR	30	±22	1.7	±0.4	
O4 – O6	23	±5	54	30	9	4	4	±11	1.6	±0.2	
ANG Enlisted	20	±3	40	38	11	3	8	±8	1.7	±0.2	
E1 – E4	13	±4	25	42	9	5	19	±15	1.9	±0.3	
E5 – E9	21	±4	42	37	11	3	7	±9	1.7	±0.2	
ANG Officers	22	±3	50	36	5	3	6	±8	1.6	±0.2	
O1 – O3	23	±4	38	47	7	0	8	±11	1.7	±0.2	
O4 – O6	22	±4	55	31	4	4	5	±11	1.6	±0.2	
USAFR Enlisted	15	±2	38	34	14	6	7	±8	1.9	±0.2	
E1 – E4	8	±4	24	40	22	3	12	±22	2.0	±0.4	
E5 – E9	16	±3	39	34	14	7	7	±8	1.9	±0.2	
USAFR Officers	16	±3	51	30	11	5	3	±8	1.7	±0.2	
O1 – O3	13	±4	32	38	10	7	13	±15	1.9	±0.3	
O4 – O6	16	±3	56	28	11	5	0	±10	1.6	±0.2	

Note. Percent responding are Reserve component spouses who answered the question, whose husband/wife was activated and deployed in the past 24 months (Q13/Q14), who had a child or children under 19 living with them during their husband/wife's most recent deployment (Q43), and who indicated the question was applicable (Q51). Average Frequency does not include those who indicated they "Don't know."

NR: Not reportable

51. How often did your child do the following to cope with your spouse's deployment?

g. Tried not to get upset

1. Not at all
4. Almost all the time

2. Sometimes
5. Don't know

3. A lot of the time

	Percent Responding		Percentages					Max ME	Average Frequency		
			1	2	3	4	5				
MEMBER DEMOGRAPHICS											
Total DoD	21	±1	25	39	15	5	16	±3	2.0	±0.1	
ARNG	25	±2	25	39	14	6	16	±4	2.0	±0.1	
USAR	17	±2	22	37	20	5	16	±5	2.1	±0.1	
USNR	21	±3	25	41	14	4	16	±8	2.0	±0.2	
USMCR	17	±3	25	37	10	6	22	±8	2.0	±0.2	
ANG	20	±3	26	41	14	4	15	±7	2.0	±0.2	
USAFR	15	±2	27	43	12	4	13	±6	1.9	±0.1	
Enlisted	21	±2	25	38	15	5	17	±3	2.0	±0.1	
E1 – E4	18	±2	24	31	14	6	25	±6	2.0	±0.2	
E5 – E9	22	±2	25	40	15	5	14	±4	2.0	±0.1	
Officers	22	±2	24	43	14	6	13	±4	2.0	±0.1	
O1 – O3	21	±2	25	41	12	6	17	±6	2.0	±0.2	
O4 – O6	21	±2	25	43	13	7	12	±5	2.0	±0.1	
Reserve Unit	22	±1	24	39	15	6	16	±3	2.0	±0.1	
Military Technician	20	±3	25	41	14	5	14	±7	2.0	±0.2	
AGR/FTS/AR	13	±2	26	41	14	4	14	±8	2.0	±0.2	
IMA	13	±3	33	42	10	3	12	±13	1.8	±0.2	
Not Activated Past 24 Months	NA		NA	NA	NA	NA	NA		NA		
Activated Past 24 Months	43	±2	25	39	15	5	16	±3	2.0	±0.1	
Not Deployed Past 24 Months	NA		NA	NA	NA	NA	NA		NA		
Deployed Past 24 Months	66	±2	25	39	15	5	16	±3	2.0	±0.1	
SPOUSE DEMOGRAPHICS											
Male	8	±2	27	39	8	9	17	±12	2.0	±0.3	
Female	23	±1	25	39	15	5	16	±3	2.0	±0.1	
No College/Some College	22	±2	24	40	15	6	16	±3	2.0	±0.1	
4-Year Degree	21	±2	26	39	15	5	15	±4	2.0	±0.1	
Graduate/Professional Degree	18	±2	26	39	12	5	17	±6	2.0	±0.1	
Non-Hispanic White	22	±2	24	40	15	5	15	±3	2.0	±0.1	
Total Minority	18	±2	27	39	12	5	18	±5	1.9	±0.1	
Non-Hispanic Black	16	±3	26	35	11	5	23	±9	1.9	±0.2	
Hispanic	21	±3	25	37	14	5	18	±8	2.0	±0.2	
30 Years Old or Younger	18	±2	24	30	10	4	32	±5	1.9	±0.2	
31 to 40 Years Old	25	±2	24	43	16	5	11	±4	2.0	±0.1	
More Than 40 Years Old	19	±2	26	41	16	7	11	±4	2.0	±0.1	
FAMILY STATUS											
With Child(ren)	27	±2	25	39	15	5	16	±3	2.0	±0.1	
Without Child(ren)	2	±1	20	36	2	5	37	±21	1.9	±0.4	

Note. Percent responding are Reserve component spouses who answered the question, whose husband/wife was activated and deployed in the past 24 months (Q13/Q14), who had a child or children under 19 living with them during their husband/wife's most recent deployment (Q43), and who indicated the question was applicable (Q51). Average Frequency does not include those who indicated they "Don't know."
NA: Not applicable

51. How often did your child do the following to cope with your spouse's deployment?

g. Tried not to get upset

	Percent Responding		Percentages					Max ME	Average Frequency		
			1	2	3	4	5				
MEMBER COMPONENT BY PAYGRADE											
ARNG Enlisted	25	±2	26	37	14	6	17	±4	2.0	±0.1	
E1 – E4	24	±4	28	29	13	7	24	±9	2.0	±0.2	
E5 – E9	25	±3	25	41	14	6	14	±5	2.0	±0.1	
ARNG Officers	25	±3	21	47	12	6	13	±6	2.0	±0.1	
O1 – O3	26	±4	27	41	12	6	14	±9	2.0	±0.2	
O4 – O6	24	±4	18	52	13	6	11	±9	2.1	±0.2	
USAR Enlisted	16	±2	22	36	20	5	17	±7	2.1	±0.2	
E1 – E4	13	±3	14	40	17	4	24	±14	2.2	±0.3	
E5 – E9	17	±3	25	35	22	5	14	±8	2.1	±0.2	
USAR Officers	20	±3	22	39	18	7	14	±7	2.1	±0.2	
O1 – O3	18	±4	23	38	13	9	17	±12	2.1	±0.3	
O4 – O6	20	±3	22	39	16	7	16	±9	2.1	±0.2	
USNR Enlisted	22	±4	26	39	16	2	17	±10	1.9	±0.2	
E1 – E4	9	±4	20	27	NR	4	43	±19	1.9	±0.5	
E5 – E9	25	±5	27	40	17	2	14	±11	1.9	±0.2	
USNR Officers	20	±3	22	47	10	7	13	±9	2.0	±0.2	
O1 – O3	16	±4	21	44	17	2	16	±14	2.0	±0.3	
O4 – O6	22	±4	23	48	8	9	13	±11	2.0	±0.2	
USMCR Enlisted	16	±3	24	36	9	3	28	±10	1.9	±0.2	
E1 – E4	14	±4	27	13	14	2	44	±15	1.8	±0.4	
E5 – E9	18	±5	23	52	5	4	17	±14	1.9	±0.2	
USMCR Officers	21	±4	26	39	15	12	8	±9	2.1	±0.2	
O1 – O3	15	±6	24	34	6	6	30	±22	1.9	±0.5	
O4 – O6	23	±5	29	39	14	14	4	±11	2.1	±0.3	
ANG Enlisted	20	±3	25	42	14	4	15	±8	2.0	±0.2	
E1 – E4	13	±4	13	38	12	5	31	±15	2.1	±0.3	
E5 – E9	21	±4	26	42	14	4	13	±9	2.0	±0.2	
ANG Officers	22	±3	27	41	13	4	15	±8	1.9	±0.2	
O1 – O3	22	±4	22	42	13	2	20	±11	2.0	±0.2	
O4 – O6	22	±4	30	40	13	4	13	±11	1.9	±0.2	
USAFR Enlisted	14	±2	24	46	12	4	15	±8	1.9	±0.2	
E1 – E4	8	±4	17	48	14	NR	21	±22	2.0	±0.3	
E5 – E9	16	±3	25	45	11	4	14	±8	1.9	±0.2	
USAFR Officers	16	±3	33	38	14	6	9	±8	1.9	±0.2	
O1 – O3	13	±4	20	45	7	NR	28	±15	1.8	±0.3	
O4 – O6	17	±3	37	36	16	7	4	±10	1.9	±0.2	

Note. Percent responding are Reserve component spouses who answered the question, whose husband/wife was activated and deployed in the past 24 months (Q13/ Q14), who had a child or children under 19 living with them during their husband/wife's most recent deployment (Q43), and who indicated the question was applicable (Q51). Average Frequency does not include those who indicated they "Don't know."
 NR: Not reportable

51. How often did your child do the following to cope with your spouse's deployment?

h. Wished the deployment had never happened

1. Not at all

2. Sometimes

3. A lot of the time

4. Almost all the time

5. Don't know





































	Percent Responding		Percentages					Max ME	Average Frequency		
			1	2	3	4	5				
MEMBER DEMOGRAPHICS											
Total DoD	21	±1	23	27	11	20	19	±3	2.4	±0.1	
ARNG	25	±2	20	26	12	23	20	±4	2.5	±0.1	
USAR	17	±2	21	26	12	23	19	±5	2.4	±0.2	
USNR	22	±3	27	30	10	16	17	±8	2.2	±0.2	
USMCR	18	±3	23	24	10	20	23	±8	2.3	±0.2	
ANG	20	±3	27	31	9	14	20	±7	2.1	±0.2	
USAFR	15	±2	32	24	13	17	15	±6	2.2	±0.2	
Enlisted	21	±2	22	26	11	21	20	±3	2.4	±0.1	
E1 – E4	18	±2	21	20	10	20	29	±7	2.4	±0.2	
E5 – E9	22	±2	22	28	11	21	17	±3	2.4	±0.1	
Officers	22	±2	25	30	12	17	16	±3	2.3	±0.1	
O1 – O3	21	±3	27	25	12	16	20	±6	2.2	±0.2	
O4 – O6	21	±2	25	35	12	16	13	±5	2.2	±0.1	
Reserve Unit	22	±1	22	27	12	20	20	±3	2.4	±0.1	
Military Technician	20	±3	24	30	12	19	16	±7	2.3	±0.2	
AGR/FTS/AR	13	±2	27	26	8	23	15	±8	2.3	±0.2	
IMA	13	±3	33	30	6	16	15	±13	2.1	±0.3	
Not Activated Past 24 Months	NA		NA	NA	NA	NA	NA		NA		
Activated Past 24 Months	43	±2	23	27	11	20	19	±3	2.4	±0.1	
Not Deployed Past 24 Months	NA		NA	NA	NA	NA	NA		NA		
Deployed Past 24 Months	66	±2	23	27	11	20	19	±3	2.4	±0.1	
SPOUSE DEMOGRAPHICS											
Male	9	±2	33	24	9	20	14	±12	2.2	±0.3	
Female	23	±1	22	27	11	20	19	±3	2.4	±0.1	
No College/Some College	22	±2	22	26	11	23	18	±3	2.4	±0.1	
4-Year Degree	21	±2	23	26	12	17	22	±5	2.3	±0.1	
Graduate/Professional Degree	18	±2	25	30	10	14	21	±6	2.2	±0.2	
Non-Hispanic White	22	±1	22	27	12	20	19	±3	2.4	±0.1	
Total Minority	18	±2	25	26	10	20	19	±5	2.3	±0.2	
Non-Hispanic Black	17	±3	22	24	9	24	22	±9	2.5	±0.3	
Hispanic	21	±3	22	31	10	18	18	±8	2.3	±0.2	
30 Years Old or Younger	18	±2	23	18	9	15	34	±5	2.2	±0.2	
31 to 40 Years Old	25	±2	21	26	13	25	16	±4	2.5	±0.1	
More Than 40 Years Old	19	±2	24	33	11	18	13	±4	2.3	±0.1	
FAMILY STATUS											
With Child(ren)	27	±2	23	27	11	21	19	±3	2.4	±0.1	
Without Child(ren)	2	±1	25	19	7	12	37	±21	2.1	±0.5	

Note. Percent responding are Reserve component spouses who answered the question, whose husband/wife was activated and deployed in the past 24 months (Q13/Q14), who had a child or children under 19 living with them during their husband/wife's most recent deployment (Q43), and who indicated the question was applicable (Q51). Average Frequency does not include those who indicated they "Don't know."

NA: Not applicable

51. How often did your child do the following to cope with your spouse's deployment?

h. Wished the deployment had never happened

	Percent Responding		Percentages					Max ME	Average Frequency		
			1	2	3	4	5				
MEMBER COMPONENT BY PAYGRADE											
ARNG Enlisted	25	±2	20	25	11	24	21	±4	2.5	±0.2	
E1 – E4	24	±4	23	17	10	22	28	±9	2.4	±0.3	
E5 – E9	25	±3	18	29	12	24	17	±5	2.5	±0.2	
ARNG Officers	25	±3	21	29	15	18	17	±6	2.4	±0.2	
O1 – O3	26	±5	26	24	14	17	19	±9	2.3	±0.3	
O4 – O6	24	±4	16	41	15	15	13	±10	2.3	±0.2	
USAR Enlisted	16	±2	19	25	12	24	19	±7	2.5	±0.2	
E1 – E4	13	±3	15	29	10	19	26	±13	2.5	±0.3	
E5 – E9	17	±3	21	23	13	26	17	±8	2.5	±0.2	
USAR Officers	20	±3	24	30	10	19	17	±7	2.3	±0.2	
O1 – O3	18	±4	30	27	8	16	19	±11	2.1	±0.3	
O4 – O6	20	±3	19	35	10	19	18	±9	2.4	±0.2	
USNR Enlisted	22	±4	27	31	9	16	17	±10	2.2	±0.3	
E1 – E4	9	±4	31	17	5	18	29	±21	2.1	±0.6	
E5 – E9	25	±5	27	32	9	16	16	±11	2.2	±0.3	
USNR Officers	20	±3	25	28	15	16	16	±9	2.3	±0.3	
O1 – O3	16	±4	23	20	16	13	28	±13	2.3	±0.4	
O4 – O6	22	±4	26	30	15	17	13	±11	2.3	±0.3	
USMCR Enlisted	16	±3	19	22	10	21	28	±10	2.5	±0.3	
E1 – E4	14	±4	20	12	11	13	45	±15	2.3	±0.5	
E5 – E9	18	±5	19	28	8	28	16	±14	2.5	±0.4	
USMCR Officers	21	±4	32	31	10	15	11	±10	2.1	±0.3	
O1 – O3	15	±6	24	NR	11	18	41	±22	NR		
O4 – O6	23	±5	37	35	8	15	5	±11	2.0	±0.3	
ANG Enlisted	20	±3	26	30	8	14	21	±8	2.1	±0.2	
E1 – E4	13	±4	14	28	14	12	32	±15	2.3	±0.4	
E5 – E9	21	±4	27	30	8	14	20	±9	2.1	±0.3	
ANG Officers	22	±3	27	34	11	13	15	±8	2.1	±0.2	
O1 – O3	23	±4	28	30	7	15	20	±11	2.1	±0.3	
O4 – O6	22	±4	27	36	12	12	13	±11	2.1	±0.3	
USAFR Enlisted	15	±2	29	22	15	17	17	±7	2.2	±0.2	
E1 – E4	9	±4	21	35	15	13	17	±22	2.2	±0.4	
E5 – E9	16	±3	30	20	15	18	17	±8	2.2	±0.2	
USAFR Officers	16	±3	39	28	7	15	10	±8	2.0	±0.2	
O1 – O3	13	±4	22	26	5	16	30	±15	2.2	±0.4	
O4 – O6	17	±3	44	28	8	15	5	±10	1.9	±0.2	

Note. Percent responding are Reserve component spouses who answered the question, whose husband/wife was activated and deployed in the past 24 months (Q13/ Q14), who had a child or children under 19 living with them during their husband/wife's most recent deployment (Q43), and who indicated the question was applicable (Q51). Average Frequency does not include those who indicated they "Don't know."

NR: Not reportable

51. How often did your child do the following to cope with your spouse's deployment?

i. Wished he/she could make things different

1. Not at all
4. Almost all the time

2. Sometimes
5. Don't know





































3. A lot of the time

	Percent Responding		Percentages					Max ME	Average Frequency		
			1	2	3	4	5				
MEMBER DEMOGRAPHICS											
Total DoD	21	±1	25	26	11	14	23	±3	2.2	±0.1	
ARNG	25	±2	22	26	12	17	23	±4	2.3	±0.1	
USAR	17	±2	21	26	14	17	22	±5	2.3	±0.2	
USNR	21	±3	25	31	10	11	23	±7	2.1	±0.2	
USMCR	18	±3	29	19	11	15	26	±8	2.2	±0.2	
ANG	20	±3	34	27	7	9	23	±7	1.9	±0.2	
USAFR	15	±2	35	25	10	11	20	±6	2.0	±0.2	
Enlisted	21	±2	24	26	11	15	24	±3	2.2	±0.1	
E1 – E4	18	±2	22	19	12	16	31	±7	2.3	±0.2	
E5 – E9	22	±2	25	29	11	14	21	±3	2.2	±0.1	
Officers	22	±2	26	27	13	14	20	±3	2.2	±0.1	
O1 – O3	21	±3	24	25	11	17	23	±6	2.3	±0.2	
O4 – O6	21	±2	29	31	12	11	17	±4	2.1	±0.1	
Reserve Unit	22	±1	25	26	12	14	23	±3	2.2	±0.1	
Military Technician	20	±3	33	25	10	12	20	±7	2.0	±0.2	
AGR/FTS/AR	13	±2	28	27	9	17	20	±8	2.2	±0.2	
IMA	13	±3	33	29	10	12	16	±13	2.0	±0.3	
Not Activated Past 24 Months	NA		NA	NA	NA	NA	NA		NA		
Activated Past 24 Months	43	±2	25	26	11	14	23	±3	2.2	±0.1	
Not Deployed Past 24 Months	NA		NA	NA	NA	NA	NA		NA		
Deployed Past 24 Months	66	±2	25	26	11	14	23	±3	2.2	±0.1	
SPOUSE DEMOGRAPHICS											
Male	9	±2	36	19	13	15	17	±12	2.1	±0.3	
Female	23	±1	24	27	11	14	23	±3	2.2	±0.1	
No College/Some College	22	±2	25	25	12	16	22	±3	2.2	±0.1	
4-Year Degree	21	±2	25	28	11	13	24	±4	2.2	±0.1	
Graduate/Professional Degree	18	±2	25	30	9	12	23	±6	2.1	±0.2	
Non-Hispanic White	22	±2	24	27	12	14	22	±3	2.2	±0.1	
Total Minority	18	±2	27	24	11	15	24	±5	2.2	±0.2	
Non-Hispanic Black	16	±3	25	24	10	16	25	±9	2.2	±0.3	
Hispanic	21	±3	25	25	13	13	24	±7	2.2	±0.2	
30 Years Old or Younger	18	±2	27	15	9	12	37	±6	2.1	±0.2	
31 to 40 Years Old	25	±2	22	27	12	18	20	±4	2.3	±0.1	
More Than 40 Years Old	19	±2	27	32	12	12	17	±4	2.1	±0.1	
FAMILY STATUS											
With Child(ren)	27	±2	25	26	12	15	22	±3	2.2	±0.1	
Without Child(ren)	2	±1	20	25	12	5	38	±21	2.0	±0.4	

Note. Percent responding are Reserve component spouses who answered the question, whose husband/wife was activated and deployed in the past 24 months (Q13/Q14), who had a child or children under 19 living with them during their husband/wife's most recent deployment (Q43), and who indicated the question was applicable (Q51). Average Frequency does not include those who indicated they "Don't know."
NA: Not applicable

51. How often did your child do the following to cope with your spouse's deployment?

i. Wished he/she could make things different

	Percent Responding		Percentages					Max ME	Average Frequency		
			1	2	3	4	5				
MEMBER COMPONENT BY PAYGRADE											
ARNG Enlisted	25	±2	22	26	12	16	24	±4	2.3	±0.1	
E1 – E4	24	±4	25	16	11	17	31	±9	2.3	±0.3	
E5 – E9	25	±3	20	31	13	16	21	±5	2.3	±0.2	
ARNG Officers	25	±3	22	26	14	18	19	±6	2.4	±0.2	
O1 – O3	26	±5	23	23	10	22	21	±10	2.4	±0.3	
O4 – O6	24	±4	23	37	15	11	14	±9	2.2	±0.2	
USAR Enlisted	16	±2	19	27	13	18	23	±7	2.4	±0.2	
E1 – E4	13	±3	12	27	15	15	31	±13	2.5	±0.3	
E5 – E9	17	±3	22	27	13	19	20	±8	2.4	±0.2	
USAR Officers	20	±3	25	25	14	14	22	±6	2.2	±0.2	
O1 – O3	18	±4	25	27	14	13	22	±12	2.2	±0.3	
O4 – O6	20	±3	26	25	11	15	22	±9	2.2	±0.2	
USNR Enlisted	22	±4	25	32	8	12	24	±10	2.1	±0.3	
E1 – E4	9	±4	21	21	7	11	40	±20	2.1	±0.6	
E5 – E9	25	±5	26	33	8	12	22	±10	2.1	±0.3	
USNR Officers	20	±3	25	30	16	8	21	±9	2.1	±0.2	
O1 – O3	16	±4	24	25	12	7	32	±14	2.0	±0.3	
O4 – O6	22	±4	26	31	17	9	17	±11	2.1	±0.3	
USMCR Enlisted	16	±3	29	11	13	17	30	±10	2.2	±0.3	
E1 – E4	14	±4	29	4	14	9	45	±15	2.1	±0.5	
E5 – E9	18	±5	29	17	12	22	20	±14	2.3	±0.4	
USMCR Officers	21	±4	31	37	8	11	14	±10	2.0	±0.2	
O1 – O3	15	±6	24	NR	11	12	NR	±22	NR		
O4 – O6	23	±5	32	43	7	10	8	±11	1.9	±0.3	
ANG Enlisted	20	±3	34	26	7	9	24	±9	1.9	±0.2	
E1 – E4	13	±4	19	25	11	12	34	±15	2.2	±0.4	
E5 – E9	21	±4	36	26	7	9	23	±9	1.8	±0.2	
ANG Officers	22	±3	31	33	7	10	21	±8	1.9	±0.2	
O1 – O3	22	±4	23	34	7	14	22	±11	2.2	±0.3	
O4 – O6	22	±4	34	32	6	8	20	±11	1.8	±0.2	
USAFR Enlisted	15	±2	33	25	9	12	21	±8	2.0	±0.2	
E1 – E4	9	±4	30	25	10	17	18	±21	2.2	±0.5	
E5 – E9	16	±3	34	25	9	11	21	±8	2.0	±0.2	
USAFR Officers	16	±3	38	24	13	9	17	±8	1.9	±0.2	
O1 – O3	13	±4	27	15	19	7	32	±15	2.1	±0.4	
O4 – O6	17	±3	41	26	11	9	12	±10	1.9	±0.2	

Note. Percent responding are Reserve component spouses who answered the question, whose husband/wife was activated and deployed in the past 24 months (Q13/ Q14), who had a child or children under 19 living with them during their husband/wife's most recent deployment (Q43), and who indicated the question was applicable (Q51). Average Frequency does not include those who indicated they "Don't know."

NR: Not reportable

51. How often did your child do the following to cope with your spouse's deployment?

j. Other coping strategy

	Percent Responding		Percentages					Max ME	Average Frequency		
			1	2	3	4	5				
MEMBER COMPONENT BY PAYGRADE											
ARNG Enlisted	22	±2	22	12	6	4	56	±5	1.8	±0.2	
E1 – E4	22	±4	26	9	4	4	57	±9	1.7	±0.3	
E5 – E9	22	±2	20	14	7	4	55	±5	1.9	±0.2	
ARNG Officers	22	±3	20	12	6	3	59	±6	1.8	±0.2	
O1 – O3	23	±4	24	11	5	4	57	±10	1.7	±0.3	
O4 – O6	21	±4	15	17	8	3	58	±10	2.0	±0.3	
USAR Enlisted	14	±2	20	13	4	2	61	±7	1.7	±0.2	
E1 – E4	12	±3	19	10	8	2	61	±13	1.8	±0.4	
E5 – E9	15	±3	20	14	2	3	61	±8	1.7	±0.3	
USAR Officers	17	±2	21	11	5	4	59	±7	1.8	±0.3	
O1 – O3	15	±4	19	7	3	4	67	±14	1.8	±0.5	
O4 – O6	16	±3	21	10	7	4	58	±10	1.9	±0.3	
USNR Enlisted	19	±4	22	10	5	3	61	±11	1.7	±0.4	
E1 – E4	9	±4	20	13	NR	NR	67	±21	NR		
E5 – E9	21	±5	22	9	6	3	60	±12	1.8	±0.4	
USNR Officers	17	±3	22	8	8	3	59	±10	1.8	±0.4	
O1 – O3	14	±4	24	4	7	3	62	±15	1.7	±0.6	
O4 – O6	18	±4	22	9	8	4	58	±12	1.8	±0.4	
USMCR Enlisted	14	±3	28	11	3	4	54	±11	1.6	±0.3	
E1 – E4	13	±4	24	5	2	1	67	±15	1.4	±0.4	
E5 – E9	16	±5	31	15	3	6	45	±15	1.7	±0.4	
USMCR Officers	18	±4	33	16	9	2	40	±10	1.7	±0.3	
O1 – O3	12	±6	29	21	NR	NR	NR	±25	NR		
O4 – O6	20	±4	34	17	10	1	38	±12	1.7	±0.3	
ANG Enlisted	19	±3	28	14	5	1	52	±9	1.6	±0.2	
E1 – E4	12	±4	14	9	8	6	62	±15	2.2	±0.6	
E5 – E9	19	±4	29	15	5	1	51	±10	1.5	±0.2	
ANG Officers	19	±3	26	14	4	3	52	±9	1.7	±0.3	
O1 – O3	20	±4	20	12	6	3	59	±12	1.8	±0.4	
O4 – O6	18	±4	29	16	3	3	49	±12	1.6	±0.3	
USAFR Enlisted	13	±2	24	8	6	3	60	±8	1.7	±0.3	
E1 – E4	6	±3	26	9	NR	NR	NR	±23	NR		
E5 – E9	14	±2	23	8	6	3	60	±8	1.7	±0.3	
USAFR Officers	14	±2	28	15	5	0	53	±9	1.5	±0.2	
O1 – O3	13	±4	26	11	5	NR	58	±16	1.5	±0.4	
O4 – O6	14	±3	29	16	4	0	51	±10	1.5	±0.2	

Note. Percent responding are Reserve component spouses who answered the question, whose husband/wife was activated and deployed in the past 24 months (Q13/ Q14), who had a child or children under 19 living with them during their husband/wife's most recent deployment (Q43), and who indicated the question was applicable (Q51). Average Frequency does not include those who indicated they "Don't know."

NR: Not reportable

52. In the past 24 months, has your spouse had...

- a. The length of an activation/deployment extended?
- b. The length of an activation/deployment reduced?
- c. To leave for an activation/deployment sooner than expected?
- d. Less time at home between activations/deployments than expected?

	Percent Responding		Percentages				Max ME
			a	b	c	d	
MEMBER DEMOGRAPHICS							
Total DoD	32	±1	14	14	15	19	±2
ARNG	38	±2	10	16	14	20	±3
USAR	27	±2	14	15	14	23	±4
USNR	31	±3	16	16	15	20	±6
USMCR	31	±3	18	21	18	25	±6
ANG	29	±3	21	9	19	14	±5
USAFR	23	±2	20	7	15	13	±4
Enlisted	32	±2	14	14	15	20	±2
E1 – E4	30	±3	12	17	14	18	±4
E5 – E9	32	±2	14	14	15	20	±3
Officers	32	±2	14	14	15	18	±3
O1 – O3	33	±3	14	17	16	19	±4
O4 – O6	29	±2	16	12	15	16	±3
Reserve Unit	34	±2	14	14	14	19	±2
Military Technician	31	±4	14	12	14	16	±5
AGR/FTS/AR	18	±3	16	13	20	25	±8
IMA	18	±4	15	12	13	12	±9
Not Activated Past 24 Months	NA		NA	NA	NA	NA	
Activated Past 24 Months	64	±2	14	14	15	19	±2
Not Deployed Past 24 Months	NA		NA	NA	NA	NA	
Deployed Past 24 Months	99	±1	14	14	15	19	±2
SPOUSE DEMOGRAPHICS							
Male	17	±3	16	16	14	16	±8
Female	34	±2	14	14	15	19	±2
No College/Some College	32	±2	14	14	14	20	±3
4-Year Degree	32	±2	13	14	16	18	±3
Graduate/Professional Degree	29	±3	16	14	15	20	±4
Non-Hispanic White	33	±2	13	15	16	18	±2
Total Minority	28	±2	16	12	12	22	±4
Non-Hispanic Black	26	±4	16	13	12	24	±7
Hispanic	31	±4	15	13	11	21	±6
30 Years Old or Younger	33	±3	14	19	16	21	±4
31 to 40 Years Old	31	±2	14	13	15	17	±3
More Than 40 Years Old	31	±2	14	12	14	20	±3
FAMILY STATUS							
With Child(ren)	31	±2	14	14	15	20	±2
Without Child(ren)	32	±3	13	15	13	18	±4

Note. Percent responding are Reserve component spouses who answered the question and whose husband/wife was activated and deployed in the past 24 months (Q13/Q14).

NA: Not applicable

52. In the past 24 months, has your spouse had...

	Percent Responding		Percentages				Max ME
			a	b	c	d	
MEMBER COMPONENT BY PAYGRADE							
ARNG Enlisted	38	±3	10	16	14	20	±4
E1 – E4	38	±4	11	17	13	17	±6
E5 – E9	37	±3	10	16	14	22	±4
ARNG Officers	38	±3	9	16	13	17	±4
O1 – O3	41	±5	11	19	13	18	±7
O4 – O6	33	±4	8	11	9	12	±7
USAR Enlisted	25	±3	14	16	13	23	±5
E1 – E4	20	±3	8	19	15	18	±9
E5 – E9	28	±3	15	14	12	25	±6
USAR Officers	31	±3	16	13	16	22	±5
O1 – O3	28	±4	11	16	19	19	±9
O4 – O6	32	±4	20	10	14	23	±7
USNR Enlisted	32	±4	15	16	16	22	±7
E1 – E4	22	±5	12	13	14	19	±12
E5 – E9	34	±5	16	16	16	22	±8
USNR Officers	28	±4	19	17	15	15	±7
O1 – O3	23	±5	18	24	19	19	±11
O4 – O6	31	±5	19	15	14	14	±8
USMCR Enlisted	32	±4	17	22	19	26	±7
E1 – E4	34	±5	15	20	17	21	±9
E5 – E9	31	±5	19	24	21	30	±11
USMCR Officers	28	±4	24	18	16	24	±8
O1 – O3	27	±7	20	35	30	38	±16
O4 – O6	28	±5	23	17	13	20	±9
ANG Enlisted	29	±4	22	8	18	14	±6
E1 – E4	23	±4	22	10	25	14	±10
E5 – E9	29	±4	22	8	17	14	±7
ANG Officers	31	±3	18	13	20	15	±7
O1 – O3	33	±4	23	9	22	16	±9
O4 – O6	29	±5	15	16	20	14	±9
USAFR Enlisted	23	±3	20	8	14	13	±6
E1 – E4	13	±4	18	14	8	23	±17
E5 – E9	26	±3	20	7	15	12	±6
USAFR Officers	21	±3	20	7	19	13	±6
O1 – O3	20	±4	22	7	11	16	±12
O4 – O6	21	±3	19	7	21	13	±8

Note. Percent responding are Reserve component spouses who answered the question and whose husband/wife was activated and deployed in the past 24 months (Q13/Q14).

53. Overall, how well prepared are you for future deployments?

1. Very poorly prepared 2. Poorly prepared 3. Neither well nor poorly prepared
 4. Well prepared 5. Very well prepared

	Percent Responding		Percentages					Max ME	Average Preparedness		
			1	2	3	4	5				
MEMBER DEMOGRAPHICS											
Total DoD	99	±1	4	6	32	37	21	±2	3.6	±0.1	
ARNG	99	±1	4	6	33	37	20	±3	3.6	±0.1	
USAR	99	±1	6	7	34	33	20	±3	3.5	±0.1	
USNR	99	±1	4	6	33	37	20	±4	3.6	±0.1	
USMCR	100	±1	4	7	37	35	18	±4	3.5	±0.1	
ANG	100	±1	2	6	29	42	21	±4	3.7	±0.1	
USAFR	99	±1	2	5	29	38	25	±3	3.8	±0.1	
Enlisted	99	±1	4	6	33	36	20	±2	3.6	±0.1	
E1 – E4	99	±1	8	9	39	30	14	±4	3.3	±0.1	
E5 – E9	99	±1	3	5	31	39	22	±2	3.7	±0.1	
Officers	99	±1	2	6	30	39	22	±2	3.7	±0.1	
O1 – O3	99	±1	3	8	34	38	16	±3	3.6	±0.1	
O4 – O6	100	±1	2	4	27	41	26	±3	3.9	±0.1	
Reserve Unit	99	±1	4	7	33	37	19	±2	3.6	±0.1	
Military Technician	99	±1	2	5	29	42	21	±4	3.7	±0.1	
AGR/FTS/AR	99	±1	2	4	27	40	27	±4	3.9	±0.1	
IMA	99	±1	2	6	31	35	25	±5	3.7	±0.1	
Not Activated Past 24 Months	99	±1	5	7	32	37	20	±2	3.6	±0.1	
Activated Past 24 Months	100	±1	3	6	33	37	22	±2	3.7	±0.1	
Not Deployed Past 24 Months	99	±1	4	7	33	35	20	±2	3.6	±0.1	
Deployed Past 24 Months	100	±1	3	4	31	40	22	±2	3.8	±0.1	
SPOUSE DEMOGRAPHICS											
Male	100	±1	2	5	28	37	28	±4	3.9	±0.1	
Female	99	±1	4	6	33	37	19	±2	3.6	±0.1	
No College/Some College	99	±1	4	6	32	36	21	±2	3.6	±0.1	
4-Year Degree	100	±1	4	6	33	37	20	±3	3.6	±0.1	
Graduate/Professional Degree	99	±1	4	7	31	38	20	±3	3.6	±0.1	
Non-Hispanic White	99	±1	3	6	30	39	21	±2	3.7	±0.1	
Total Minority	99	±1	5	8	37	31	18	±3	3.5	±0.1	
Non-Hispanic Black	100	±1	4	7	39	32	18	±5	3.5	±0.1	
Hispanic	99	±1	7	9	34	32	19	±5	3.5	±0.1	
30 Years Old or Younger	99	±1	5	8	39	33	14	±3	3.4	±0.1	
31 to 40 Years Old	99	±1	5	6	33	38	18	±3	3.6	±0.1	
More Than 40 Years Old	100	±1	2	5	27	39	27	±2	3.8	±0.1	
FAMILY STATUS											
With Child(ren)	99	±1	4	6	32	37	20	±2	3.6	±0.1	
Without Child(ren)	99	±1	4	7	33	35	21	±3	3.6	±0.1	

Note. Percent responding are Reserve component spouses who answered the question.

53. Overall, how well prepared are you for future deployments?

	Percent Responding		Percentages					Max ME	Average Preparedness		
			1	2	3	4	5				
MEMBER COMPONENT BY PAYGRADE											
ARNG Enlisted	99	±1	4	6	34	37	20	±3	3.6	±0.1	
E1 – E4	100	±1	7	8	40	30	14	±6	3.4	±0.2	
E5 – E9	99	±1	3	5	30	40	22	±4	3.7	±0.1	
ARNG Officers	99	±1	2	6	30	41	22	±4	3.7	±0.1	
O1 – O3	99	±2	3	7	34	39	17	±6	3.6	±0.2	
O4 – O6	100	±1	1	3	23	46	27	±6	4.0	±0.1	
USAR Enlisted	99	±1	7	8	34	32	19	±4	3.5	±0.1	
E1 – E4	99	±2	11	12	37	27	12	±7	3.2	±0.2	
E5 – E9	100	±1	5	5	33	35	23	±4	3.6	±0.1	
USAR Officers	100	±1	3	7	33	35	21	±4	3.6	±0.1	
O1 – O3	100	±1	5	10	35	35	15	±6	3.4	±0.2	
O4 – O6	100	±1	2	5	31	36	25	±5	3.8	±0.1	
USNR Enlisted	99	±1	4	7	34	35	20	±5	3.6	±0.2	
E1 – E4	99	±2	6	8	39	32	15	±6	3.4	±0.2	
E5 – E9	100	±1	4	6	32	36	21	±6	3.6	±0.2	
USNR Officers	99	±1	3	5	32	40	20	±5	3.7	±0.1	
O1 – O3	99	±2	3	10	39	33	14	±6	3.4	±0.2	
O4 – O6	99	±1	3	3	29	42	22	±6	3.8	±0.2	
USMCR Enlisted	100	±1	5	8	38	33	16	±5	3.5	±0.1	
E1 – E4	99	±1	6	8	40	34	12	±6	3.4	±0.2	
E5 – E9	100	±1	3	7	36	33	20	±7	3.6	±0.2	
USMCR Officers	100	±1	2	4	34	38	22	±5	3.7	±0.1	
O1 – O3	99	±2	4	9	37	34	17	±8	3.5	±0.2	
O4 – O6	100	±0	2	3	31	40	24	±6	3.8	±0.1	
ANG Enlisted	100	±1	2	7	30	41	21	±5	3.7	±0.1	
E1 – E4	100	±0	4	9	39	33	15	±6	3.5	±0.2	
E5 – E9	100	±1	2	7	28	42	22	±5	3.8	±0.1	
ANG Officers	100	±1	2	5	27	45	21	±5	3.8	±0.1	
O1 – O3	100	±1	2	6	30	46	16	±6	3.7	±0.1	
O4 – O6	100	±1	2	4	25	45	24	±6	3.8	±0.1	
USAFR Enlisted	99	±1	3	5	30	37	24	±4	3.7	±0.1	
E1 – E4	100	±1	4	8	34	32	22	±7	3.6	±0.2	
E5 – E9	99	±1	3	5	30	39	25	±4	3.8	±0.1	
USAFR Officers	99	±1	1	5	26	39	29	±4	3.9	±0.1	
O1 – O3	99	±1	2	7	32	40	19	±6	3.7	±0.2	
O4 – O6	99	±1	1	5	24	38	32	±4	3.9	±0.1	

Note. Percent responding are Reserve component spouses who answered the question.

54. Have you and/or your spouse taken the following steps to prepare for deployments?

a. Ensured I have money for rent (or mortgage), food, and living expenses (e.g., set up an allotment, joint accounts)

1. Yes

2. No

3. Don't know

	Percent Responding		Percentages			Max ME	Percentage Reporting Yes
			1	2	3		
MEMBER DEMOGRAPHICS							
Total DoD	99	±1	78	19	3	±2	
ARNG	99	±1	77	21	2	±3	
USAR	99	±1	75	22	3	±3	
USNR	98	±2	79	18	3	±4	
USMCR	99	±1	76	22	2	±4	
ANG	99	±1	83	15	2	±3	
USAFR	99	±1	84	13	3	±2	
Enlisted	99	±1	76	21	3	±2	
E1 – E4	99	±1	67	29	4	±4	
E5 – E9	98	±1	79	18	2	±2	
Officers	99	±1	87	11	2	±2	
O1 – O3	99	±1	84	14	2	±3	
O4 – O6	99	±1	89	9	2	±2	
Reserve Unit	99	±1	77	20	3	±2	
Military Technician	98	±2	81	16	3	±4	
AGR/FTS/AR	99	±1	86	13	1	±4	
IMA	100	±1	86	11	3	±4	
Not Activated Past 24 Months	99	±1	77	20	3	±2	
Activated Past 24 Months	99	±1	80	18	2	±2	
Not Deployed Past 24 Months	99	±1	77	20	3	±2	
Deployed Past 24 Months	99	±1	81	17	2	±2	
SPOUSE DEMOGRAPHICS							
Male	99	±1	84	14	2	±4	
Female	99	±1	77	20	3	±2	
No College/Some College	99	±1	76	21	3	±2	
4-Year Degree	99	±1	81	17	2	±2	
Graduate/Professional Degree	99	±1	83	15	2	±3	
Non-Hispanic White	99	±1	81	17	2	±2	
Total Minority	98	±1	72	24	4	±3	
Non-Hispanic Black	98	±2	70	26	4	±5	
Hispanic	99	±1	73	24	3	±4	
30 Years Old or Younger	99	±1	72	24	3	±3	
31 to 40 Years Old	99	±1	78	20	2	±2	
More Than 40 Years Old	98	±1	83	15	3	±2	
FAMILY STATUS							
With Child(ren)	99	±1	78	20	3	±2	
Without Child(ren)	98	±1	80	18	3	±3	

Note. Percent responding are Reserve component spouses who answered the question.

54. Have you and/or your spouse taken the following steps to prepare for deployments?
a. Ensured I have money for rent (or mortgage), food, and living expenses (e.g., set up an allotment, joint accounts)

	Percent Responding		Percentages			Max ME	Percentage Reporting Yes
			1	2	3		
MEMBER COMPONENT BY PAYGRADE							
ARNG Enlisted	98	±1	75	23	3	±3	
E1 – E4	99	±1	68	28	4	±5	
E5 – E9	98	±1	78	20	2	±3	
ARNG Officers	99	±1	86	12	2	±3	
O1 – O3	99	±2	85	14	1	±5	
O4 – O6	100	±1	89	10	1	±5	
USAR Enlisted	99	±1	71	25	4	±4	
E1 – E4	99	±2	58	37	5	±7	
E5 – E9	99	±1	78	19	3	±4	
USAR Officers	99	±1	85	13	2	±3	
O1 – O3	99	±2	82	16	2	±5	
O4 – O6	99	±1	87	10	3	±4	
USNR Enlisted	98	±2	76	21	4	±5	
E1 – E4	100	±1	71	22	8	±6	
E5 – E9	98	±2	77	20	3	±6	
USNR Officers	99	±1	87	11	2	±3	
O1 – O3	99	±2	81	15	5	±5	
O4 – O6	99	±1	89	10	1	±4	
USMCR Enlisted	99	±1	72	26	3	±4	
E1 – E4	99	±1	69	28	3	±6	
E5 – E9	99	±2	74	23	2	±6	
USMCR Officers	100	±1	89	10	1	±3	
O1 – O3	100	±0	84	14	2	±7	
O4 – O6	100	±1	91	8	1	±4	
ANG Enlisted	99	±1	81	17	2	±4	
E1 – E4	100	±1	76	22	2	±5	
E5 – E9	99	±2	82	16	2	±4	
ANG Officers	100	±1	89	8	2	±3	
O1 – O3	100	±1	88	9	3	±4	
O4 – O6	100	±1	90	8	2	±4	
USAFR Enlisted	99	±1	82	15	3	±3	
E1 – E4	99	±1	82	15	2	±6	
E5 – E9	98	±1	82	15	3	±3	
USAFR Officers	99	±1	88	9	2	±3	
O1 – O3	99	±2	84	12	4	±5	
O4 – O6	100	±1	90	9	2	±3	

Note. Percent responding are Reserve component spouses who answered the question.

54. Have you and/or your spouse taken the following steps to prepare for deployments?

b. Developed a financial plan to meet emergencies

1. Yes

2. No

3. Don't know

	Percent Responding		Percentages			Max ME	Percentage Reporting Yes
			1	2	3		
MEMBER DEMOGRAPHICS							
Total DoD	98	±1	61	35	4	±2	
ARNG	99	±1	58	39	4	±3	
USAR	98	±1	60	36	4	±3	
USNR	99	±1	65	30	5	±4	
USMCR	99	±1	59	37	4	±4	
ANG	98	±2	65	31	4	±4	
USAFR	98	±1	68	28	4	±3	
Enlisted	98	±1	57	39	4	±2	
E1 – E4	98	±1	47	49	4	±4	
E5 – E9	98	±1	61	35	4	±2	
Officers	99	±1	74	23	3	±2	
O1 – O3	99	±1	70	26	4	±3	
O4 – O6	99	±1	78	19	3	±2	
Reserve Unit	98	±1	59	37	4	±2	
Military Technician	98	±2	65	32	4	±4	
AGR/FTS/AR	98	±2	71	26	3	±4	
IMA	99	±2	75	21	4	±5	
Not Activated Past 24 Months	98	±1	60	36	4	±3	
Activated Past 24 Months	99	±1	63	34	3	±2	
Not Deployed Past 24 Months	98	±1	59	36	4	±2	
Deployed Past 24 Months	99	±1	65	32	3	±2	
SPOUSE DEMOGRAPHICS							
Male	98	±2	71	24	4	±4	
Female	98	±1	60	37	4	±2	
No College/Some College	98	±1	57	38	5	±2	
4-Year Degree	99	±1	65	33	3	±3	
Graduate/Professional Degree	99	±1	69	28	3	±3	
Non-Hispanic White	99	±1	64	33	3	±2	
Total Minority	97	±1	55	40	5	±3	
Non-Hispanic Black	97	±2	51	44	5	±5	
Hispanic	99	±1	59	37	4	±5	
30 Years Old or Younger	99	±1	53	43	4	±3	
31 to 40 Years Old	99	±1	61	35	3	±3	
More Than 40 Years Old	98	±1	67	29	4	±3	
FAMILY STATUS							
With Child(ren)	98	±1	60	36	4	±2	
Without Child(ren)	98	±1	64	32	4	±3	

Note. Percent responding are Reserve component spouses who answered the question.

54. Have you and/or your spouse taken the following steps to prepare for deployments?
b. Developed a financial plan to meet emergencies

	Percent Responding		Percentages			Max ME	Percentage Reporting Yes
			1	2	3		
MEMBER COMPONENT BY PAYGRADE							
ARNG Enlisted	99	±1	54	42	4	±3	
E1 – E4	99	±2	45	51	4	±6	
E5 – E9	99	±1	59	38	4	±4	
ARNG Officers	99	±1	72	24	3	±4	
O1 – O3	99	±2	72	25	4	±6	
O4 – O6	99	±2	76	21	3	±6	
USAR Enlisted	98	±2	56	40	4	±4	
E1 – E4	96	±3	43	53	4	±7	
E5 – E9	99	±1	62	34	4	±4	
USAR Officers	99	±1	72	25	4	±4	
O1 – O3	99	±2	67	29	4	±6	
O4 – O6	99	±2	76	20	4	±5	
USNR Enlisted	98	±2	61	34	5	±5	
E1 – E4	98	±2	55	39	6	±6	
E5 – E9	98	±2	62	33	5	±7	
USNR Officers	99	±1	75	22	3	±4	
O1 – O3	100	±1	66	27	7	±6	
O4 – O6	99	±1	78	20	2	±5	
USMCR Enlisted	99	±1	54	42	4	±5	
E1 – E4	99	±2	46	50	4	±6	
E5 – E9	99	±1	61	35	4	±7	
USMCR Officers	100	±0	76	20	4	±4	
O1 – O3	100	±0	72	24	3	±8	
O4 – O6	100	±0	79	18	4	±5	
ANG Enlisted	98	±2	63	34	4	±5	
E1 – E4	99	±1	55	41	4	±6	
E5 – E9	98	±2	64	33	4	±5	
ANG Officers	99	±1	77	21	3	±4	
O1 – O3	100	±1	74	22	4	±5	
O4 – O6	99	±1	78	20	2	±5	
USAFR Enlisted	97	±2	64	32	4	±4	
E1 – E4	99	±2	63	33	4	±7	
E5 – E9	97	±2	65	31	4	±4	
USAFR Officers	98	±1	79	18	4	±3	
O1 – O3	98	±3	72	24	4	±6	
O4 – O6	98	±1	81	16	4	±4	

Note. Percent responding are Reserve component spouses who answered the question.

55. Overall, how satisfied are you with the National Guard/Reserve way of life?

1. Very dissatisfied
4. Satisfied

2. Dissatisfied
5. Very satisfied

3. Neither satisfied nor dissatisfied

	Percent Responding		Percentages					Max ME	Average Satisfaction		
			1	2	3	4	5				
MEMBER DEMOGRAPHICS											
Total DoD	100	±1	4	8	25	44	19	±2	3.7	±0.1	
ARNG	100	±1	5	9	25	44	17	±3	3.6	±0.1	
USAR	100	±1	7	10	30	41	13	±3	3.4	±0.1	
USNR	100	±1	3	6	26	45	19	±4	3.7	±0.1	
USMCR	100	±1	4	12	28	42	15	±4	3.5	±0.1	
ANG	100	±1	1	4	17	48	30	±4	4.0	±0.1	
USAFR	100	±1	2	6	22	46	24	±3	3.9	±0.1	
Enlisted	100	±1	5	8	25	44	18	±2	3.6	±0.1	
E1 – E4	100	±1	8	11	29	38	14	±4	3.4	±0.1	
E5 – E9	100	±1	4	7	24	46	19	±2	3.7	±0.1	
Officers	100	±1	3	7	23	44	23	±2	3.8	±0.1	
O1 – O3	100	±1	5	9	28	42	17	±3	3.6	±0.1	
O4 – O6	100	±1	2	5	19	46	28	±3	3.9	±0.1	
Reserve Unit	100	±1	5	8	26	43	18	±2	3.6	±0.1	
Military Technician	100	±1	2	7	21	48	22	±4	3.8	±0.1	
AGR/FTS/AR	100	±1	3	5	17	49	26	±4	3.9	±0.1	
IMA	100	±1	3	6	24	44	24	±5	3.8	±0.1	
Not Activated Past 24 Months	100	±1	4	7	24	47	19	±2	3.7	±0.1	
Activated Past 24 Months	100	±1	5	9	26	41	19	±2	3.6	±0.1	
Not Deployed Past 24 Months	100	±1	4	7	24	46	19	±2	3.7	±0.1	
Deployed Past 24 Months	100	±1	5	9	27	40	18	±2	3.6	±0.1	
SPOUSE DEMOGRAPHICS											
Male	100	±1	6	9	21	44	20	±4	3.6	±0.1	
Female	100	±1	4	8	25	44	19	±2	3.7	±0.1	
No College/Some College	100	±1	5	8	25	43	19	±2	3.6	±0.1	
4-Year Degree	100	±1	4	8	25	45	19	±3	3.7	±0.1	
Graduate/Professional Degree	100	±1	4	8	24	45	19	±3	3.7	±0.1	
Non-Hispanic White	100	±1	4	8	24	44	20	±2	3.7	±0.1	
Total Minority	100	±1	5	8	27	44	17	±3	3.6	±0.1	
Non-Hispanic Black	100	±1	4	6	26	47	16	±5	3.6	±0.1	
Hispanic	100	±1	6	8	25	43	18	±5	3.6	±0.1	
30 Years Old or Younger	100	±1	5	10	29	42	13	±3	3.5	±0.1	
31 to 40 Years Old	100	±1	5	9	25	45	16	±3	3.6	±0.1	
More Than 40 Years Old	100	±1	3	6	21	45	25	±3	3.8	±0.1	
FAMILY STATUS											
With Child(ren)	100	±1	4	8	24	45	18	±2	3.7	±0.1	
Without Child(ren)	100	±1	4	9	25	41	20	±3	3.6	±0.1	

Note. Percent responding are Reserve component spouses who answered the question.

55. Overall, how satisfied are you with the National Guard/Reserve way of life?

	Percent Responding		Percentages					Max ME	Average Satisfaction		
			1	2	3	4	5				
MEMBER COMPONENT BY PAYGRADE											
ARNG Enlisted	100	±1	6	10	25	44	16	±3	3.5	±0.1	
E1 – E4	100	±1	9	11	28	38	14	±6	3.4	±0.2	
E5 – E9	100	±1	4	9	24	46	17	±4	3.6	±0.1	
ARNG Officers	100	±1	3	7	22	45	22	±4	3.8	±0.1	
O1 – O3	99	±1	4	10	26	45	16	±6	3.6	±0.2	
O4 – O6	100	±1	2	5	17	48	29	±6	4.0	±0.1	
USAR Enlisted	100	±1	7	10	31	41	11	±4	3.4	±0.1	
E1 – E4	100	±0	8	13	33	35	11	±7	3.3	±0.2	
E5 – E9	100	±1	7	9	29	44	12	±4	3.4	±0.1	
USAR Officers	100	±1	4	8	28	41	17	±4	3.6	±0.1	
O1 – O3	100	±0	7	11	35	34	14	±6	3.4	±0.2	
O4 – O6	100	±1	2	7	24	47	20	±5	3.8	±0.1	
USNR Enlisted	100	±1	4	7	27	46	16	±5	3.6	±0.1	
E1 – E4	100	±1	5	9	34	42	11	±6	3.5	±0.2	
E5 – E9	100	±0	3	7	25	47	18	±6	3.7	±0.2	
USNR Officers	99	±1	2	5	25	44	24	±5	3.8	±0.1	
O1 – O3	99	±1	3	6	27	45	18	±6	3.7	±0.2	
O4 – O6	100	±1	2	4	25	43	26	±6	3.9	±0.1	
USMCR Enlisted	100	±1	5	13	30	41	12	±5	3.4	±0.1	
E1 – E4	99	±1	5	14	35	38	8	±6	3.3	±0.2	
E5 – E9	100	±1	4	12	25	43	15	±7	3.5	±0.2	
USMCR Officers	100	±0	2	8	21	45	25	±5	3.8	±0.1	
O1 – O3	100	±0	3	15	25	41	16	±8	3.5	±0.2	
O4 – O6	100	±0	2	6	18	47	27	±6	3.9	±0.2	
ANG Enlisted	100	±1	1	4	17	49	29	±5	4.0	±0.1	
E1 – E4	100	±0	3	5	21	43	28	±6	3.9	±0.2	
E5 – E9	100	±1	1	4	17	49	29	±5	4.0	±0.1	
ANG Officers	100	±1	1	4	17	44	33	±5	4.0	±0.1	
O1 – O3	100	±0	2	5	21	47	26	±6	3.9	±0.1	
O4 – O6	100	±1	1	4	15	43	37	±6	4.1	±0.1	
USAFR Enlisted	100	±1	2	6	24	46	22	±4	3.8	±0.1	
E1 – E4	99	±1	2	7	25	47	18	±7	3.7	±0.2	
E5 – E9	100	±1	2	6	24	46	23	±4	3.8	±0.1	
USAFR Officers	100	±0	2	5	17	48	29	±4	4.0	±0.1	
O1 – O3	100	±0	3	5	23	46	23	±6	3.8	±0.2	
O4 – O6	100	±0	1	5	15	48	31	±4	4.0	±0.1	

Note. Percent responding are Reserve component spouses who answered the question.

56. What is your overall attitude toward your spouse's participation in the National Guard/Reserve?

- 1. Very unfavorable
- 4. Somewhat favorable

- 2. Somewhat unfavorable
- 5. Very favorable

- 3. Neither favorable nor unfavorable

	Percent Responding		Percentages					Max ME	Average Favorableness		
			1	2	3	4	5				
MEMBER DEMOGRAPHICS											
Total DoD	100	±1	4	5	10	28	53	±2	4.2	±0.1	
ARNG	100	±1	4	5	11	27	52	±3	4.2	±0.1	
USAR	100	±1	5	6	12	30	47	±3	4.1	±0.1	
USNR	100	±1	3	6	9	31	52	±4	4.2	±0.1	
USMCR	100	±1	2	9	12	29	48	±4	4.1	±0.1	
ANG	99	±1	1	3	7	26	63	±4	4.5	±0.1	
USAFR	100	±1	1	4	10	27	58	±3	4.4	±0.1	
Enlisted	100	±1	4	5	10	28	52	±2	4.2	±0.1	
E1 – E4	100	±1	6	6	13	29	46	±4	4.0	±0.1	
E5 – E9	99	±1	3	4	9	28	55	±2	4.3	±0.1	
Officers	100	±1	2	6	9	27	55	±2	4.3	±0.1	
O1 – O3	100	±1	4	7	12	30	48	±3	4.1	±0.1	
O4 – O6	100	±1	1	5	8	25	62	±3	4.4	±0.1	
Reserve Unit	100	±1	4	5	11	28	52	±2	4.2	±0.1	
Military Technician	99	±1	2	4	9	26	59	±4	4.4	±0.1	
AGR/FTS/AR	99	±1	2	3	8	25	61	±4	4.4	±0.1	
IMA	99	±1	2	5	9	26	57	±5	4.3	±0.2	
Not Activated Past 24 Months	100	±1	3	4	9	30	53	±2	4.3	±0.1	
Activated Past 24 Months	99	±1	4	6	11	26	53	±2	4.2	±0.1	
Not Deployed Past 24 Months	100	±1	3	5	9	29	54	±2	4.3	±0.1	
Deployed Past 24 Months	100	±1	4	6	12	26	52	±2	4.1	±0.1	
SPOUSE DEMOGRAPHICS											
Male	100	±1	5	6	10	27	52	±4	4.1	±0.1	
Female	100	±1	3	5	10	28	53	±2	4.2	±0.1	
No College/Some College	99	±1	4	5	10	28	54	±2	4.2	±0.1	
4-Year Degree	100	±1	3	6	11	27	53	±3	4.2	±0.1	
Graduate/Professional Degree	100	±1	3	7	10	30	50	±3	4.2	±0.1	
Non-Hispanic White	100	±1	4	5	9	27	55	±2	4.2	±0.1	
Total Minority	100	±1	3	5	13	30	49	±3	4.2	±0.1	
Non-Hispanic Black	99	±1	3	4	13	28	51	±5	4.2	±0.1	
Hispanic	100	±1	4	5	12	29	50	±5	4.2	±0.1	
30 Years Old or Younger	100	±1	5	6	11	32	47	±3	4.1	±0.1	
31 to 40 Years Old	100	±1	4	6	11	29	51	±3	4.2	±0.1	
More Than 40 Years Old	100	±1	3	4	9	25	60	±3	4.3	±0.1	
FAMILY STATUS											
With Child(ren)	100	±1	4	5	10	28	53	±2	4.2	±0.1	
Without Child(ren)	100	±1	3	5	11	27	54	±3	4.2	±0.1	

Note. Percent responding are Reserve component spouses who answered the question.

56. What is your overall attitude toward your spouse's participation in the National Guard/Reserve?

	Percent Responding		Percentages					Max ME	Average Favorableness		
			1	2	3	4	5				
MEMBER COMPONENT BY PAYGRADE											
ARNG Enlisted	100	±1	5	5	11	27	51	±3	4.1	±0.1	
E1 – E4	100	±1	7	5	14	27	47	±6	4.0	±0.2	
E5 – E9	100	±1	4	5	10	27	53	±4	4.2	±0.1	
ARNG Officers	100	±1	3	6	10	27	55	±4	4.2	±0.1	
O1 – O3	100	±1	5	8	10	28	49	±6	4.1	±0.2	
O4 – O6	100	±1	1	3	8	23	64	±6	4.5	±0.1	
USAR Enlisted	100	±1	6	6	12	30	47	±4	4.1	±0.1	
E1 – E4	100	±1	5	8	13	32	41	±7	4.0	±0.2	
E5 – E9	100	±1	6	5	11	29	50	±4	4.1	±0.1	
USAR Officers	100	±1	3	7	12	30	49	±4	4.1	±0.1	
O1 – O3	100	±1	5	7	17	33	38	±6	3.9	±0.2	
O4 – O6	100	±1	1	6	9	26	58	±5	4.3	±0.1	
USNR Enlisted	99	±1	4	4	9	32	51	±5	4.2	±0.1	
E1 – E4	100	±1	3	7	11	33	45	±7	4.1	±0.2	
E5 – E9	99	±1	4	4	8	32	53	±6	4.3	±0.2	
USNR Officers	100	±1	1	8	8	29	54	±5	4.3	±0.1	
O1 – O3	100	±0	2	10	10	30	49	±6	4.1	±0.2	
O4 – O6	100	±1	1	8	8	28	55	±6	4.3	±0.2	
USMCR Enlisted	100	±1	3	10	13	30	45	±5	4.1	±0.1	
E1 – E4	100	±1	3	10	17	28	43	±6	4.0	±0.2	
E5 – E9	100	±0	2	10	9	32	47	±7	4.1	±0.2	
USMCR Officers	100	±1	1	6	9	25	58	±5	4.3	±0.1	
O1 – O3	99	±2	3	9	13	23	52	±8	4.1	±0.2	
O4 – O6	100	±1	1	5	8	25	61	±6	4.4	±0.2	
ANG Enlisted	99	±1	1	2	7	26	63	±5	4.5	±0.1	
E1 – E4	100	±1	3	5	8	26	59	±6	4.3	±0.2	
E5 – E9	99	±1	1	2	7	26	64	±5	4.5	±0.1	
ANG Officers	100	±1	1	4	8	25	62	±5	4.4	±0.1	
O1 – O3	100	±0	1	5	10	27	57	±6	4.3	±0.1	
O4 – O6	100	±1	1	4	7	24	64	±6	4.5	±0.1	
USAFR Enlisted	99	±1	2	4	11	27	56	±4	4.3	±0.1	
E1 – E4	100	±1	3	5	11	27	55	±7	4.3	±0.2	
E5 – E9	99	±1	1	4	11	28	56	±4	4.3	±0.1	
USAFR Officers	100	±1	1	4	6	25	65	±4	4.5	±0.1	
O1 – O3	100	±0	1	6	6	31	56	±6	4.4	±0.2	
O4 – O6	100	±1	0	4	6	23	67	±4	4.5	±0.1	

Note. Percent responding are Reserve component spouses who answered the question.

57. How has your support for your spouse's decision about staying in the National Guard/Reserve changed in the past year?

- 1. Greatly decreased
- 2. Somewhat decreased
- 3. Has not changed
- 4. Somewhat increased
- 5. Greatly increased

	Percent Responding		Percentages					Max ME	Average Change in Support		
			1	2	3	4	5				
MEMBER DEMOGRAPHICS											
Total DoD	100	±1	5	10	62	11	13	±2	3.2	±0.1	
ARNG	100	±1	5	9	59	11	15	±3	3.2	±0.1	
USAR	100	±1	6	12	60	10	13	±3	3.1	±0.1	
USNR	100	±1	3	8	66	12	11	±4	3.2	±0.1	
USMCR	100	±1	6	8	63	12	12	±4	3.2	±0.1	
ANG	100	±1	3	9	68	8	13	±4	3.2	±0.1	
USAFR	100	±1	3	9	64	12	12	±3	3.2	±0.1	
Enlisted	100	±1	5	9	60	11	15	±2	3.2	±0.1	
E1 – E4	100	±1	6	11	50	14	19	±4	3.3	±0.1	
E5 – E9	100	±1	4	9	64	9	13	±2	3.2	±0.1	
Officers	100	±1	4	10	67	10	9	±2	3.1	±0.1	
O1 – O3	100	±1	5	11	62	13	9	±3	3.1	±0.1	
O4 – O6	100	±1	3	9	70	9	9	±3	3.1	±0.1	
Reserve Unit	100	±1	5	10	61	11	13	±2	3.2	±0.1	
Military Technician	100	±1	3	8	69	9	12	±4	3.2	±0.1	
AGR/FTS/AR	99	±1	3	7	66	9	15	±4	3.3	±0.1	
IMA	100	±1	3	7	71	10	8	±5	3.1	±0.1	
Not Activated Past 24 Months	100	±1	3	9	64	11	13	±2	3.2	±0.1	
Activated Past 24 Months	100	±1	6	10	60	10	14	±2	3.2	±0.1	
Not Deployed Past 24 Months	100	±1	4	9	63	11	13	±2	3.2	±0.1	
Deployed Past 24 Months	99	±1	6	10	60	10	14	±2	3.1	±0.1	
SPOUSE DEMOGRAPHICS											
Male	100	±0	6	10	63	9	12	±4	3.1	±0.1	
Female	100	±1	4	10	62	11	14	±2	3.2	±0.1	
No College/Some College	100	±1	5	9	60	10	16	±2	3.2	±0.1	
4-Year Degree	100	±1	4	10	65	11	11	±3	3.1	±0.1	
Graduate/Professional Degree	100	±1	4	12	63	12	10	±3	3.1	±0.1	
Non-Hispanic White	100	±1	5	10	65	9	11	±2	3.1	±0.1	
Total Minority	100	±1	4	9	54	14	19	±3	3.3	±0.1	
Non-Hispanic Black	100	±1	4	9	58	10	18	±5	3.3	±0.1	
Hispanic	100	±1	4	10	52	16	18	±5	3.3	±0.1	
30 Years Old or Younger	100	±1	6	11	55	13	14	±3	3.2	±0.1	
31 to 40 Years Old	100	±1	5	10	63	10	12	±3	3.1	±0.1	
More Than 40 Years Old	100	±1	3	8	65	9	14	±2	3.2	±0.1	
FAMILY STATUS											
With Child(ren)	100	±1	5	9	62	11	13	±2	3.2	±0.1	
Without Child(ren)	100	±1	5	10	62	11	13	±3	3.2	±0.1	

Note. Percent responding are Reserve component spouses who answered the question.

57. How has your support for your spouse's decision about staying in the National Guard/Reserve changed in the past year?

	Percent Responding		Percentages					Max ME	Average Change in Support		
			1	2	3	4	5				
MEMBER COMPONENT BY PAYGRADE											
ARNG Enlisted	100	±1	6	9	57	12	16	±3	3.2	±0.1	
E1 – E4	100	±1	7	11	47	14	21	±6	3.3	±0.2	
E5 – E9	100	±1	5	9	62	10	14	±4	3.2	±0.1	
ARNG Officers	100	±1	4	9	65	11	11	±4	3.2	±0.1	
O1 – O3	100	±1	5	11	60	14	10	±6	3.1	±0.2	
O4 – O6	100	±1	2	7	70	8	13	±6	3.2	±0.1	
USAR Enlisted	100	±1	6	12	58	10	14	±4	3.1	±0.1	
E1 – E4	100	±0	5	14	53	11	17	±7	3.2	±0.2	
E5 – E9	99	±1	6	11	61	9	13	±4	3.1	±0.1	
USAR Officers	100	±1	5	10	65	11	9	±4	3.1	±0.1	
O1 – O3	100	±0	6	12	60	13	8	±6	3.0	±0.2	
O4 – O6	100	±1	4	10	68	9	9	±5	3.1	±0.1	
USNR Enlisted	100	±1	4	7	64	13	13	±5	3.2	±0.1	
E1 – E4	100	±0	4	8	52	17	19	±6	3.4	±0.2	
E5 – E9	100	±1	3	7	66	11	12	±6	3.2	±0.2	
USNR Officers	100	±1	3	10	70	10	7	±4	3.1	±0.1	
O1 – O3	100	±0	3	10	66	12	9	±6	3.2	±0.1	
O4 – O6	99	±1	3	10	72	9	6	±6	3.1	±0.1	
USMCR Enlisted	100	±1	7	8	60	12	13	±5	3.2	±0.1	
E1 – E4	100	±1	8	8	53	15	15	±6	3.2	±0.2	
E5 – E9	99	±2	6	7	65	10	12	±7	3.1	±0.2	
USMCR Officers	99	±1	2	8	72	11	7	±5	3.1	±0.1	
O1 – O3	99	±2	2	13	67	11	8	±8	3.1	±0.2	
O4 – O6	99	±1	2	6	74	11	8	±6	3.2	±0.1	
ANG Enlisted	100	±1	3	8	68	7	14	±4	3.2	±0.1	
E1 – E4	99	±1	4	8	51	16	21	±6	3.4	±0.2	
E5 – E9	100	±1	2	8	70	6	13	±5	3.2	±0.1	
ANG Officers	100	±1	2	12	68	8	9	±4	3.1	±0.1	
O1 – O3	100	±1	2	14	66	8	10	±6	3.1	±0.1	
O4 – O6	100	±1	3	12	69	8	8	±6	3.1	±0.1	
USAFR Enlisted	100	±0	4	8	63	13	13	±4	3.2	±0.1	
E1 – E4	100	±0	4	6	56	18	17	±7	3.4	±0.2	
E5 – E9	100	±0	4	9	64	11	12	±4	3.2	±0.1	
USAFR Officers	100	±1	2	10	68	10	9	±4	3.1	±0.1	
O1 – O3	100	±1	1	11	69	12	8	±6	3.1	±0.1	
O4 – O6	100	±1	3	10	68	10	10	±4	3.1	±0.1	

Note. Percent responding are Reserve component spouses who answered the question.

58. Which of the following has had the greatest impact on your view of your spouse's participation in the National Guard/Reserve?

- 1. Effect on family life
- 2. Effect on work life (i.e., civilian employment)
- 3. Time spent on National Guard/Reserve duties/activities
- 4. Effect on my spouse's outlook on life
- 5. Image attached to the military
- 6. Income change
- 7. Activations/deployments
- 8. Other

	Percent Responding		Percentages								Max ME
			1	2	3	4	5	6	7	8	
MEMBER DEMOGRAPHICS											
Total DoD	98	±1	33	7	8	15	5	9	13	10	±2
ARNG	98	±1	33	6	8	17	4	8	15	9	±3
USAR	98	±1	34	9	7	15	4	8	13	11	±3
USNR	97	±2	33	6	9	14	5	9	12	10	±4
USMCR	98	±1	40	9	6	15	4	8	9	9	±4
ANG	98	±2	33	7	10	14	7	9	11	9	±4
USAFR	98	±1	32	10	8	15	6	11	8	10	±3
Enlisted	98	±1	33	7	7	16	5	9	13	10	±2
E1 – E4	97	±2	30	8	5	19	5	10	12	10	±3
E5 – E9	98	±1	34	7	8	14	5	8	13	10	±2
Officers	98	±1	35	7	10	15	4	8	13	8	±2
O1 – O3	99	±1	36	8	9	14	3	8	14	8	±3
O4 – O6	98	±1	35	7	11	16	4	8	11	8	±3
Reserve Unit	98	±1	32	7	8	16	5	9	14	9	±2
Military Technician	98	±1	32	7	7	16	5	7	16	10	±4
AGR/FTS/AR	98	±1	40	6	10	15	4	7	7	11	±4
IMA	99	±1	35	10	7	16	6	11	6	9	±5
Not Activated Past 24 Months	98	±1	32	8	9	15	5	9	10	12	±2
Activated Past 24 Months	98	±1	35	6	7	16	5	8	16	8	±2
Not Deployed Past 24 Months	98	±1	33	8	8	16	5	9	10	11	±2
Deployed Past 24 Months	97	±1	34	5	7	15	5	7	19	8	±2
SPOUSE DEMOGRAPHICS											
Male	99	±1	31	9	9	19	5	9	7	12	±4
Female	97	±1	34	7	8	15	5	9	14	9	±2
No College/Some College	97	±1	33	7	7	15	5	9	13	11	±2
4-Year Degree	99	±1	34	8	9	15	4	8	14	8	±3
Graduate/Professional Degree	98	±2	34	6	10	17	4	8	12	8	±3
Non-Hispanic White	98	±1	33	7	8	16	5	9	13	10	±2
Total Minority	97	±1	34	9	7	15	4	8	14	8	±3
Non-Hispanic Black	98	±2	33	11	9	12	5	11	12	9	±5
Hispanic	96	±2	33	8	8	17	3	8	15	8	±4
30 Years Old or Younger	98	±1	36	7	6	14	5	8	14	10	±3
31 to 40 Years Old	98	±1	36	7	8	15	3	9	12	10	±3
More Than 40 Years Old	97	±1	29	8	9	17	6	8	13	9	±2
FAMILY STATUS											
With Child(ren)	98	±1	38	7	7	14	4	9	12	9	±2
Without Child(ren)	98	±1	20	9	10	20	6	7	16	11	±3

Note. Percent responding are Reserve component spouses who answered the question.

58. Which of the following has had the greatest impact on your view of your spouse's participation in the National Guard/Reserve?

	Percent Responding		Percentages								Max ME
			1	2	3	4	5	6	7	8	
MEMBER COMPONENT BY PAYGRADE											
ARNG Enlisted	97	±1	33	6	7	17	4	8	15	9	±3
E1 – E4	97	±2	29	6	6	21	6	9	14	10	±5
E5 – E9	98	±1	34	6	8	15	4	8	16	8	±4
ARNG Officers	99	±1	34	5	10	15	3	7	17	9	±4
O1 – O3	99	±1	36	6	7	15	2	7	18	9	±6
O4 – O6	98	±2	35	4	12	18	5	7	11	8	±6
USAR Enlisted	98	±1	33	9	6	16	4	9	13	11	±4
E1 – E4	98	±2	32	9	4	19	3	10	14	10	±6
E5 – E9	97	±2	34	8	7	14	4	8	12	12	±4
USAR Officers	98	±1	36	9	8	13	4	7	14	8	±4
O1 – O3	99	±2	36	10	9	14	3	9	13	7	±6
O4 – O6	98	±2	36	8	8	13	4	6	15	9	±5
USNR Enlisted	97	±2	33	6	8	14	5	9	13	12	±5
E1 – E4	96	±3	26	10	5	18	7	13	9	14	±6
E5 – E9	97	±2	35	5	9	13	5	8	14	11	±6
USNR Officers	98	±2	33	6	13	14	5	9	12	7	±4
O1 – O3	97	±2	34	6	15	12	5	8	12	7	±6
O4 – O6	99	±2	33	7	12	15	5	10	11	7	±6
USMCR Enlisted	98	±2	41	10	5	14	5	8	9	9	±5
E1 – E4	97	±2	36	12	5	18	3	9	8	9	±6
E5 – E9	99	±2	45	8	5	11	6	7	9	9	±7
USMCR Officers	98	±2	36	8	9	15	3	10	10	9	±5
O1 – O3	100	±0	38	6	13	13	2	9	11	8	±8
O4 – O6	98	±2	37	9	7	16	4	10	9	9	±6
ANG Enlisted	98	±2	33	7	9	13	8	9	12	10	±5
E1 – E4	98	±2	28	12	5	15	7	14	10	9	±6
E5 – E9	98	±2	34	6	9	12	8	9	12	10	±5
ANG Officers	98	±2	35	7	14	18	4	8	9	6	±5
O1 – O3	98	±2	36	8	11	17	3	10	10	5	±6
O4 – O6	97	±2	34	7	15	18	4	7	8	7	±6
USAFR Enlisted	98	±1	31	11	7	15	6	11	8	10	±3
E1 – E4	99	±2	31	14	4	18	7	10	6	9	±6
E5 – E9	98	±1	31	10	8	14	6	11	9	11	±4
USAFR Officers	98	±1	36	8	12	16	4	9	6	9	±4
O1 – O3	98	±2	38	10	10	13	5	9	7	8	±6
O4 – O6	98	±2	35	7	12	17	4	9	6	10	±4

Note. Percent responding are Reserve component spouses who answered the question.

59. In the past 12 months, has your spouse spent more or less time away from home, because of National Guard/Reserve duties, than you would expect for an average 12 month period?

1. Much less than expected 2. Less than expected 3. Neither more nor less than expected
 4. More than expected 5. Much more than expected

	Percent Responding		Percentages					Max ME	Degree Expectations Exceeded		
			1	2	3	4	5				
MEMBER DEMOGRAPHICS											
Total DoD	100	±1	4	7	58	20	11	±2	3.3	±0.1	
ARNG	100	±1	3	6	55	23	13	±3	3.4	±0.1	
USAR	100	±1	4	8	55	20	13	±3	3.3	±0.1	
USNR	100	±1	5	6	61	17	11	±4	3.2	±0.1	
USMCR	100	±1	3	9	56	18	14	±4	3.3	±0.1	
ANG	100	±1	4	9	63	16	7	±4	3.1	±0.1	
USAFR	100	±1	4	9	62	17	8	±3	3.2	±0.1	
Enlisted	100	±1	4	7	59	19	11	±2	3.3	±0.1	
E1 – E4	100	±1	5	7	60	18	10	±4	3.2	±0.1	
E5 – E9	100	±1	3	7	59	20	11	±2	3.3	±0.1	
Officers	100	±1	2	8	54	23	14	±2	3.4	±0.1	
O1 – O3	100	±1	3	7	50	24	16	±3	3.4	±0.1	
O4 – O6	100	±1	2	9	56	21	12	±3	3.3	±0.1	
Reserve Unit	100	±1	3	7	57	20	12	±2	3.3	±0.1	
Military Technician	100	±1	3	10	61	18	9	±4	3.2	±0.1	
AGR/FTS/AR	100	±1	4	8	60	20	8	±4	3.2	±0.1	
IMA	100	±1	5	12	67	11	5	±5	3.0	±0.1	
Not Activated Past 24 Months	100	±1	4	9	65	17	5	±2	3.1	±0.1	
Activated Past 24 Months	100	±1	3	6	51	23	18	±2	3.5	±0.1	
Not Deployed Past 24 Months	100	±1	4	8	63	18	6	±2	3.1	±0.1	
Deployed Past 24 Months	100	±1	2	5	46	24	22	±2	3.6	±0.1	
SPOUSE DEMOGRAPHICS											
Male	100	±1	4	8	64	15	9	±4	3.2	±0.1	
Female	100	±1	3	7	57	21	12	±2	3.3	±0.1	
No College/Some College	100	±1	4	7	59	19	11	±2	3.2	±0.1	
4-Year Degree	100	±1	3	7	55	22	13	±3	3.4	±0.1	
Graduate/Professional Degree	100	±1	2	8	55	23	12	±3	3.3	±0.1	
Non-Hispanic White	100	±1	3	7	57	20	12	±2	3.3	±0.1	
Total Minority	100	±1	5	8	59	19	9	±3	3.2	±0.1	
Non-Hispanic Black	100	±1	4	9	61	16	10	±5	3.2	±0.1	
Hispanic	100	±1	6	7	57	21	9	±5	3.2	±0.1	
30 Years Old or Younger	100	±1	4	7	56	20	13	±3	3.3	±0.1	
31 to 40 Years Old	100	±1	4	7	56	22	11	±3	3.3	±0.1	
More Than 40 Years Old	100	±1	3	8	60	19	11	±2	3.3	±0.1	
FAMILY STATUS											
With Child(ren)	100	±1	3	7	58	21	11	±2	3.3	±0.1	
Without Child(ren)	100	±1	5	8	57	19	12	±3	3.3	±0.1	

Note. Percent responding are Reserve component spouses who answered the question.

59. In the past 12 months, has your spouse spent more or less time away from home, because of National Guard/Reserve duties, than you would expect for an average 12 month period?

	Percent Responding		Percentages					Max ME	Degree Expectations Exceeded		
			1	2	3	4	5				
MEMBER COMPONENT BY PAYGRADE											
ARNG Enlisted	100	±1	3	6	56	23	13	±3	3.4	±0.1	
E1 – E4	100	±1	5	5	59	19	11	±5	3.3	±0.1	
E5 – E9	100	±1	2	6	54	24	13	±4	3.4	±0.1	
ARNG Officers	100	±1	2	7	50	24	17	±4	3.5	±0.1	
O1 – O3	99	±1	3	6	44	26	21	±6	3.5	±0.2	
O4 – O6	100	±0	1	8	56	23	12	±6	3.4	±0.1	
USAR Enlisted	100	±1	5	7	57	19	12	±4	3.3	±0.1	
E1 – E4	100	±0	6	9	60	16	8	±7	3.1	±0.2	
E5 – E9	100	±1	4	6	55	21	14	±4	3.3	±0.1	
USAR Officers	100	±1	2	9	51	24	15	±4	3.4	±0.1	
O1 – O3	100	±0	1	10	52	23	13	±6	3.4	±0.1	
O4 – O6	100	±1	2	9	51	25	14	±5	3.4	±0.1	
USNR Enlisted	100	±1	6	6	62	16	10	±5	3.2	±0.1	
E1 – E4	100	±1	11	11	55	14	9	±7	3.0	±0.2	
E5 – E9	100	±1	5	5	64	16	10	±6	3.2	±0.2	
USNR Officers	100	±1	3	5	59	20	14	±5	3.4	±0.1	
O1 – O3	100	±1	2	3	60	24	12	±6	3.4	±0.1	
O4 – O6	100	±1	3	6	59	18	14	±6	3.3	±0.1	
USMCR Enlisted	100	±1	3	9	56	17	15	±5	3.3	±0.1	
E1 – E4	100	±1	3	9	57	19	12	±6	3.3	±0.1	
E5 – E9	100	±0	2	9	55	16	18	±7	3.4	±0.2	
USMCR Officers	100	±1	2	10	57	20	11	±5	3.3	±0.1	
O1 – O3	100	±0	3	5	53	22	17	±8	3.5	±0.2	
O4 – O6	100	±1	3	12	59	18	9	±6	3.2	±0.1	
ANG Enlisted	100	±1	5	10	65	15	6	±5	3.1	±0.1	
E1 – E4	100	±1	4	6	62	20	7	±6	3.2	±0.1	
E5 – E9	100	±1	5	10	66	14	6	±5	3.1	±0.1	
ANG Officers	100	±1	2	8	55	23	11	±5	3.3	±0.1	
O1 – O3	100	±1	3	7	54	23	14	±6	3.4	±0.1	
O4 – O6	100	±0	2	9	55	24	10	±6	3.3	±0.1	
USAFR Enlisted	100	±1	4	9	63	17	7	±4	3.1	±0.1	
E1 – E4	100	±1	3	8	61	20	8	±7	3.2	±0.2	
E5 – E9	100	±1	5	9	63	16	7	±4	3.1	±0.1	
USAFR Officers	100	±1	3	10	62	17	9	±4	3.2	±0.1	
O1 – O3	100	±1	4	8	61	16	11	±6	3.2	±0.2	
O4 – O6	100	±1	2	10	62	18	8	±4	3.2	±0.1	

Note. Percent responding are Reserve component spouses who answered the question.

60. What impact has your spouse's time away (or lack thereof) from home in the past 12 months had on your support for your spouse's National Guard/Reserve career?

1. Greatly decreased my support 2. Somewhat decreased my support 3. Neither increased nor decreased my support
 4. Somewhat increased my support 5. Greatly increased my support

	Percent Responding		Percentages					Max ME	Impact on Support to Stay		
			1	2	3	4	5				
MEMBER DEMOGRAPHICS											
Total DoD	99	±1	4	8	70	9	9	±2	3.1	±0.1	
ARNG	99	±1	4	9	67	10	10	±3	3.1	±0.1	
USAR	100	±1	4	9	68	10	9	±3	3.1	±0.1	
USNR	100	±1	3	6	72	9	10	±4	3.2	±0.1	
USMCR	100	±1	4	8	72	7	9	±4	3.1	±0.1	
ANG	99	±1	2	6	78	8	7	±3	3.1	±0.1	
USAFR	100	±1	2	7	76	8	8	±3	3.1	±0.1	
Enlisted	99	±1	4	7	69	10	10	±2	3.1	±0.1	
E1 – E4	99	±1	4	7	65	11	13	±3	3.2	±0.1	
E5 – E9	100	±1	4	7	71	9	9	±2	3.1	±0.1	
Officers	99	±1	3	9	74	8	6	±2	3.0	±0.1	
O1 – O3	99	±1	4	11	69	9	7	±3	3.0	±0.1	
O4 – O6	99	±1	2	7	78	7	5	±2	3.1	±0.1	
Reserve Unit	99	±1	4	8	70	9	9	±2	3.1	±0.1	
Military Technician	100	±1	3	6	73	8	9	±4	3.2	±0.1	
AGR/FTS/AR	100	±1	3	6	73	10	9	±4	3.2	±0.1	
IMA	100	±1	2	5	81	7	6	±4	3.1	±0.1	
Not Activated Past 24 Months	100	±1	2	7	75	9	7	±2	3.1	±0.1	
Activated Past 24 Months	99	±1	5	9	66	10	11	±2	3.1	±0.1	
Not Deployed Past 24 Months	100	±1	3	7	73	9	8	±2	3.1	±0.1	
Deployed Past 24 Months	99	±1	5	10	65	9	11	±2	3.1	±0.1	
SPOUSE DEMOGRAPHICS											
Male	100	±1	4	6	77	7	6	±4	3.0	±0.1	
Female	99	±1	3	8	69	10	10	±2	3.1	±0.1	
No College/Some College	99	±1	4	7	69	10	11	±2	3.2	±0.1	
4-Year Degree	100	±1	4	9	73	8	7	±3	3.1	±0.1	
Graduate/Professional Degree	100	±1	3	10	72	9	5	±3	3.0	±0.1	
Non-Hispanic White	99	±1	4	8	73	8	7	±2	3.1	±0.1	
Total Minority	100	±1	4	7	63	13	14	±3	3.3	±0.1	
Non-Hispanic Black	100	±1	4	5	66	11	14	±5	3.3	±0.1	
Hispanic	99	±1	4	8	61	12	15	±5	3.3	±0.1	
30 Years Old or Younger	99	±1	4	9	67	11	9	±3	3.1	±0.1	
31 to 40 Years Old	99	±1	4	9	72	8	7	±2	3.1	±0.1	
More Than 40 Years Old	99	±1	3	6	71	10	11	±2	3.2	±0.1	
FAMILY STATUS											
With Child(ren)	99	±1	3	8	71	9	8	±2	3.1	±0.1	
Without Child(ren)	100	±1	4	7	68	10	11	±3	3.2	±0.1	




































Note. Percent responding are Reserve component spouses who answered the question.

60. What impact has your spouse's time away (or lack thereof) from home in the past 12 months had on your support for your spouse's National Guard/Reserve career?

	Percent Responding		Percentages					Max ME	Impact on Support to Stay		
			1	2	3	4	5				
MEMBER COMPONENT BY PAYGRADE											
ARNG Enlisted	99	±1	5	8	66	11	11	±3	3.1	±0.1	
E1 – E4	99	±2	5	9	63	10	14	±5	3.2	±0.1	
E5 – E9	99	±1	4	8	67	11	9	±4	3.1	±0.1	
ARNG Officers	99	±1	3	10	73	7	7	±4	3.1	±0.1	
O1 – O3	99	±2	4	13	67	8	9	±6	3.1	±0.1	
O4 – O6	100	±1	2	5	79	7	7	±6	3.1	±0.1	
USAR Enlisted	100	±1	5	8	67	11	10	±4	3.1	±0.1	
E1 – E4	100	±1	4	6	66	12	11	±7	3.2	±0.2	
E5 – E9	100	±1	5	9	68	10	9	±4	3.1	±0.1	
USAR Officers	99	±1	4	10	71	8	7	±4	3.0	±0.1	
O1 – O3	99	±2	5	12	67	9	8	±6	3.0	±0.1	
O4 – O6	99	±1	3	9	75	8	5	±4	3.0	±0.1	
USNR Enlisted	100	±1	3	5	70	9	12	±5	3.2	±0.1	
E1 – E4	100	±1	4	7	64	12	13	±6	3.2	±0.2	
E5 – E9	99	±1	3	5	72	9	12	±6	3.2	±0.1	
USNR Officers	100	±1	2	8	78	8	4	±4	3.0	±0.1	
O1 – O3	100	±1	2	11	72	10	5	±6	3.0	±0.1	
O4 – O6	100	±1	3	7	80	7	4	±5	3.0	±0.1	
USMCR Enlisted	99	±1	4	8	71	7	10	±4	3.1	±0.1	
E1 – E4	100	±1	4	8	69	8	12	±6	3.2	±0.1	
E5 – E9	99	±2	4	8	73	7	8	±6	3.1	±0.1	
USMCR Officers	100	±0	3	9	76	6	6	±4	3.0	±0.1	
O1 – O3	100	±0	5	10	75	6	3	±8	2.9	±0.2	
O4 – O6	100	±0	2	7	78	5	7	±5	3.1	±0.1	
ANG Enlisted	99	±1	2	5	78	7	8	±4	3.1	±0.1	
E1 – E4	99	±2	2	7	68	11	13	±6	3.3	±0.1	
E5 – E9	100	±1	2	4	79	7	8	±4	3.1	±0.1	
ANG Officers	99	±1	2	9	77	9	4	±4	3.0	±0.1	
O1 – O3	100	±1	2	11	72	10	5	±5	3.1	±0.1	
O4 – O6	99	±2	2	8	79	8	3	±5	3.0	±0.1	
USAFR Enlisted	100	±1	2	7	75	8	8	±3	3.1	±0.1	
E1 – E4	100	±0	3	5	72	12	9	±6	3.2	±0.1	
E5 – E9	100	±1	2	7	75	8	8	±4	3.1	±0.1	
USAFR Officers	99	±1	1	7	78	7	6	±3	3.1	±0.1	
O1 – O3	99	±2	2	7	79	9	2	±5	3.0	±0.1	
O4 – O6	99	±1	1	7	78	6	7	±4	3.1	±0.1	




































Note. Percent responding are Reserve component spouses who answered the question.

60. Reserve component spouses who indicated their support decreased as a result of their spouse being away more than expected. Constructed from Q59 and Q60.

	Percent Responding		Percentages	Max ME	Percentage Reporting Yes
			Yes		
MEMBER DEMOGRAPHICS					
Total DoD	99	±1	8	±1	
ARNG	99	±1	9	±2	
USAR	99	±1	9	±2	
USNR	99	±1	6	±2	
USMCR	100	±1	8	±2	
ANG	99	±1	5	±2	
USAFR	99	±1	6	±2	
Enlisted	99	±1	7	±1	
E1 – E4	99	±1	7	±2	
E5 – E9	99	±1	7	±1	
Officers	99	±1	9	±2	
O1 – O3	99	±1	11	±3	
O4 – O6	99	±1	7	±2	
Reserve Unit	99	±1	8	±1	
Military Technician	100	±1	6	±2	
AGR/FTS/AR	99	±1	5	±2	
IMA	100	±1	3	±2	
Not Activated Past 24 Months	99	±1	5	±1	
Activated Past 24 Months	99	±1	10	±2	
Not Deployed Past 24 Months	99	±1	6	±1	
Deployed Past 24 Months	99	±1	11	±2	
SPOUSE DEMOGRAPHICS					
Male	100	±1	7	±2	
Female	99	±1	8	±1	
No College/Some College	99	±1	7	±1	
4-Year Degree	100	±1	9	±2	
Graduate/Professional Degree	99	±1	10	±2	
Non-Hispanic White	99	±1	8	±1	
Total Minority	99	±1	7	±2	
Non-Hispanic Black	99	±1	5	±3	
Hispanic	99	±1	8	±3	
30 Years Old or Younger	99	±1	8	±2	
31 to 40 Years Old	99	±1	9	±2	
More Than 40 Years Old	99	±1	6	±1	
FAMILY STATUS					
With Child(ren)	99	±1	8	±1	
Without Child(ren)	99	±1	7	±2	

Note. Percent responding are Reserve component spouses who answered the question.

60. Reserve component spouses who indicated their support decreased as a result of their spouse being away more than expected. Constructed from Q59 and Q60.

	Percent Responding		Percentages	Max ME	Percentage Reporting Yes
			Yes		
MEMBER COMPONENT BY PAYGRADE					
ARNG Enlisted	99	±1	8	±2	
E1 – E4	99	±2	8	±4	
E5 – E9	99	±1	8	±2	
ARNG Officers	99	±1	10	±3	
O1 – O3	99	±2	13	±4	
O4 – O6	100	±1	6	±3	
USAR Enlisted	100	±1	8	±2	
E1 – E4	100	±1	6	±4	
E5 – E9	100	±1	10	±3	
USAR Officers	99	±1	10	±3	
O1 – O3	99	±2	12	±5	
O4 – O6	99	±1	8	±3	
USNR Enlisted	99	±1	5	±3	
E1 – E4	99	±1	5	±4	
E5 – E9	99	±1	5	±3	
USNR Officers	99	±1	8	±3	
O1 – O3	99	±2	9	±4	
O4 – O6	99	±1	8	±4	
USMCR Enlisted	99	±1	8	±3	
E1 – E4	100	±1	7	±4	
E5 – E9	99	±2	9	±5	
USMCR Officers	100	±1	9	±3	
O1 – O3	100	±0	12	±7	
O4 – O6	100	±1	7	±4	
ANG Enlisted	99	±1	4	±2	
E1 – E4	99	±2	6	±4	
E5 – E9	99	±1	4	±3	
ANG Officers	99	±1	8	±3	
O1 – O3	99	±1	9	±4	
O4 – O6	99	±2	8	±4	
USAFR Enlisted	100	±1	5	±2	
E1 – E4	100	±1	5	±4	
E5 – E9	99	±1	6	±2	
USAFR Officers	99	±1	6	±2	
O1 – O3	99	±2	6	±4	
O4 – O6	99	±1	6	±3	

Note. Percent responding are Reserve component spouses who answered the question.

61. If your spouse's future military participation requires long or frequent activations/deployments, how likely is it that you will support your spouse staying in the National Guard/Reserve (assuming that he/she can stay)?

1. Very unlikely 2. Unlikely 3. Neither likely nor unlikely
4. Likely 5. Very likely

	Percent Responding		Percentages					Max ME	Average Likelihood		
			1	2	3	4	5				
MEMBER DEMOGRAPHICS											
Total DoD	100	±1	10	14	17	23	36	±2	3.6	±0.1	
ARNG	99	±1	9	12	17	23	39	±3	3.7	±0.1	
USAR	100	±1	12	15	16	22	35	±3	3.5	±0.1	
USNR	100	±1	10	15	15	25	34	±4	3.6	±0.1	
USMCR	99	±1	10	13	16	22	37	±4	3.6	±0.1	
ANG	100	±1	8	15	18	24	35	±4	3.6	±0.1	
USAFR	100	±1	9	15	19	25	31	±3	3.5	±0.1	
Enlisted	100	±1	9	13	17	23	38	±2	3.7	±0.1	
E1 – E4	100	±1	11	13	17	23	37	±4	3.6	±0.1	
E5 – E9	100	±1	9	13	17	23	39	±2	3.7	±0.1	
Officers	100	±1	11	18	18	24	29	±2	3.4	±0.1	
O1 – O3	99	±1	13	19	19	23	26	±3	3.3	±0.1	
O4 – O6	100	±1	10	18	18	25	30	±3	3.5	±0.1	
Reserve Unit	100	±1	10	14	17	23	36	±2	3.6	±0.1	
Military Technician	100	±1	7	10	17	24	42	±4	3.8	±0.1	
AGR/FTS/AR	99	±1	6	11	18	22	42	±4	3.8	±0.1	
IMA	100	±1	13	20	22	20	24	±4	3.2	±0.2	
Not Activated Past 24 Months	100	±1	10	15	17	24	35	±2	3.6	±0.1	
Activated Past 24 Months	99	±1	10	13	17	22	38	±2	3.6	±0.1	
Not Deployed Past 24 Months	100	±1	9	14	16	24	36	±2	3.6	±0.1	
Deployed Past 24 Months	99	±1	11	13	18	21	37	±2	3.6	±0.1	
SPOUSE DEMOGRAPHICS											
Male	100	±1	13	15	20	22	29	±4	3.4	±0.2	
Female	100	±1	9	14	16	23	37	±2	3.7	±0.1	
No College/Some College	100	±1	9	10	16	22	42	±2	3.8	±0.1	
4-Year Degree	100	±1	10	19	18	24	29	±3	3.4	±0.1	
Graduate/Professional Degree	99	±1	13	19	18	24	25	±3	3.3	±0.1	
Non-Hispanic White	100	±1	10	14	16	22	37	±2	3.6	±0.1	
Total Minority	100	±1	8	14	18	26	34	±3	3.6	±0.1	
Non-Hispanic Black	99	±2	8	13	18	25	36	±5	3.7	±0.2	
Hispanic	100	±1	8	15	17	28	32	±4	3.6	±0.2	
30 Years Old or Younger	100	±1	12	15	17	21	35	±3	3.5	±0.1	
31 to 40 Years Old	100	±1	11	15	18	25	32	±3	3.5	±0.1	
More Than 40 Years Old	100	±1	7	12	17	23	41	±3	3.8	±0.1	
FAMILY STATUS											
With Child(ren)	100	±1	10	14	17	23	36	±2	3.6	±0.1	
Without Child(ren)	100	±1	10	14	16	23	37	±3	3.6	±0.1	

Note. Percent responding are Reserve component spouses who answered the question.

61. If your spouse's future military participation requires long or frequent activations/deployments, how likely is it that you will support your spouse staying in the National Guard/Reserve (assuming that he/she can stay)?

	Percent Responding		Percentages					Max ME	Average Likelihood		
			1	2	3	4	5				
MEMBER COMPONENT BY PAYGRADE											
ARNG Enlisted	100	±1	9	12	16	23	40	±3	3.7	±0.1	
E1 – E4	100	±1	11	12	16	23	38	±6	3.7	±0.2	
E5 – E9	99	±1	8	11	16	23	41	±4	3.8	±0.1	
ARNG Officers	99	±1	10	16	19	25	31	±4	3.5	±0.1	
O1 – O3	99	±2	13	19	20	24	25	±6	3.3	±0.2	
O4 – O6	100	±1	6	13	18	27	36	±6	3.7	±0.2	
USAR Enlisted	100	±1	12	14	15	22	37	±4	3.6	±0.1	
E1 – E4	100	±1	13	14	17	22	34	±7	3.5	±0.2	
E5 – E9	100	±1	11	14	14	22	39	±4	3.6	±0.2	
USAR Officers	100	±1	12	18	18	21	30	±4	3.4	±0.1	
O1 – O3	100	±1	16	19	20	19	27	±6	3.2	±0.2	
O4 – O6	100	±1	9	19	18	22	32	±5	3.5	±0.2	
USNR Enlisted	100	±1	9	13	15	24	39	±5	3.7	±0.2	
E1 – E4	100	±1	10	12	13	28	38	±6	3.7	±0.2	
E5 – E9	99	±2	9	13	15	23	39	±7	3.7	±0.2	
USNR Officers	100	±1	13	21	18	26	24	±4	3.3	±0.2	
O1 – O3	100	±0	13	23	16	23	24	±5	3.2	±0.2	
O4 – O6	99	±1	13	20	18	26	23	±5	3.3	±0.2	
USMCR Enlisted	99	±1	11	11	16	23	40	±5	3.7	±0.2	
E1 – E4	100	±1	10	11	18	21	40	±6	3.7	±0.2	
E5 – E9	99	±2	11	10	14	25	40	±7	3.7	±0.2	
USMCR Officers	100	±0	10	21	19	21	29	±5	3.4	±0.2	
O1 – O3	100	±0	17	23	15	23	22	±8	3.1	±0.3	
O4 – O6	100	±0	8	22	20	21	29	±6	3.4	±0.2	
ANG Enlisted	100	±1	7	14	18	23	37	±5	3.7	±0.2	
E1 – E4	100	±0	10	14	16	26	34	±6	3.6	±0.2	
E5 – E9	100	±1	7	14	19	23	38	±5	3.7	±0.2	
ANG Officers	100	±1	10	19	17	26	27	±4	3.4	±0.2	
O1 – O3	100	±0	9	20	19	27	25	±5	3.4	±0.2	
O4 – O6	100	±1	11	18	16	26	29	±6	3.4	±0.2	
USAFR Enlisted	100	±1	8	14	20	25	34	±3	3.6	±0.1	
E1 – E4	100	±0	9	13	22	23	32	±6	3.6	±0.2	
E5 – E9	100	±1	8	14	19	25	34	±4	3.6	±0.1	
USAFR Officers	100	±1	12	20	18	25	26	±3	3.3	±0.1	
O1 – O3	100	±1	13	20	19	24	24	±6	3.3	±0.2	
O4 – O6	99	±1	11	20	17	25	26	±4	3.3	±0.2	

Note. Percent responding are Reserve component spouses who answered the question.

62. Compared to 12 months ago, how often do you and your spouse have problems in your personal relationship?

- 1. Much less often
- 4. More often

- 2. Less often
- 5. Much more often

- 3. About the same

	Percent Responding		Percentages					Max ME	Average Frequency		
			1	2	3	4	5				
MEMBER DEMOGRAPHICS											
Total DoD	99	±1	9	16	57	11	7	±2	2.9	±0.1	
ARNG	99	±1	9	18	50	14	9	±3	3.0	±0.1	
USAR	99	±1	9	15	55	12	8	±3	3.0	±0.1	
USNR	100	±1	11	16	61	9	4	±4	2.8	±0.1	
USMCR	99	±1	9	19	52	12	7	±4	2.9	±0.1	
ANG	98	±1	8	13	68	7	4	±4	2.9	±0.1	
USAFR	99	±1	8	13	67	9	3	±3	2.9	±0.1	
Enlisted	99	±1	10	17	54	12	8	±2	2.9	±0.1	
E1 – E4	99	±1	10	19	47	13	10	±4	2.9	±0.1	
E5 – E9	99	±1	10	16	56	11	7	±2	2.9	±0.1	
Officers	99	±1	6	13	66	10	4	±2	2.9	±0.1	
O1 – O3	99	±1	6	14	62	12	6	±3	3.0	±0.1	
O4 – O6	99	±1	6	12	71	8	3	±3	2.9	±0.1	
Reserve Unit	99	±1	9	16	55	12	7	±2	2.9	±0.1	
Military Technician	99	±1	11	14	60	10	5	±4	2.9	±0.1	
AGR/FTS/AR	99	±1	9	14	61	9	6	±4	2.9	±0.1	
IMA	99	±1	6	11	76	6	1	±4	2.9	±0.1	
Not Activated Past 24 Months	99	±1	10	14	61	9	5	±2	2.9	±0.1	
Activated Past 24 Months	99	±1	8	17	52	13	9	±2	3.0	±0.1	
Not Deployed Past 24 Months	99	±1	9	15	60	10	5	±2	2.9	±0.1	
Deployed Past 24 Months	99	±1	9	17	49	15	10	±2	3.0	±0.1	
SPOUSE DEMOGRAPHICS											
Male	99	±2	6	13	61	13	7	±4	3.0	±0.1	
Female	99	±1	9	16	56	11	7	±2	2.9	±0.1	
No College/Some College	99	±1	11	16	53	12	8	±2	2.9	±0.1	
4-Year Degree	99	±1	7	16	60	11	5	±3	2.9	±0.1	
Graduate/Professional Degree	99	±1	5	14	65	10	5	±3	3.0	±0.1	
Non-Hispanic White	99	±1	7	15	61	11	6	±2	2.9	±0.1	
Total Minority	99	±1	14	18	47	12	10	±3	2.9	±0.1	
Non-Hispanic Black	98	±2	16	19	46	11	8	±5	2.8	±0.2	
Hispanic	99	±2	12	17	47	12	11	±5	2.9	±0.1	
30 Years Old or Younger	99	±1	10	19	50	13	9	±3	2.9	±0.1	
31 to 40 Years Old	99	±1	9	15	56	12	8	±3	2.9	±0.1	
More Than 40 Years Old	98	±1	8	15	62	9	5	±3	2.9	±0.1	
FAMILY STATUS											
With Child(ren)	99	±1	9	16	57	12	7	±2	2.9	±0.1	
Without Child(ren)	99	±1	9	18	57	10	6	±3	2.9	±0.1	

Note. Percent responding are Reserve component spouses who answered the question.

62. Compared to 12 months ago, how often do you and your spouse have problems in your personal relationship?

	Percent Responding		Percentages					Max ME	Average Frequency		
			1	2	3	4	5				
MEMBER COMPONENT BY PAYGRADE											
ARNG Enlisted	99	±1	10	19	48	14	10	±3	3.0	±0.1	
E1 – E4	98	±2	9	20	44	14	12	±6	3.0	±0.2	
E5 – E9	100	±1	10	18	50	14	8	±4	2.9	±0.1	
ARNG Officers	98	±2	7	15	61	11	6	±4	2.9	±0.1	
O1 – O3	99	±2	7	16	56	14	6	±6	3.0	±0.2	
O4 – O6	98	±2	7	15	65	8	5	±6	2.9	±0.1	
USAR Enlisted	99	±1	10	16	51	13	9	±4	3.0	±0.1	
E1 – E4	100	±1	10	18	48	14	10	±7	3.0	±0.2	
E5 – E9	99	±1	10	15	53	12	9	±4	3.0	±0.1	
USAR Officers	99	±1	7	13	64	11	5	±4	3.0	±0.1	
O1 – O3	99	±2	7	12	64	10	6	±6	3.0	±0.2	
O4 – O6	99	±1	5	14	66	11	3	±5	2.9	±0.1	
USNR Enlisted	100	±1	13	17	57	9	4	±5	2.8	±0.1	
E1 – E4	99	±2	16	19	49	9	8	±6	2.8	±0.2	
E5 – E9	100	±1	12	16	59	9	4	±6	2.8	±0.2	
USNR Officers	100	±1	5	13	70	8	3	±4	2.9	±0.1	
O1 – O3	100	±0	5	18	64	9	4	±6	2.9	±0.1	
O4 – O6	99	±1	5	11	73	8	3	±5	2.9	±0.1	
USMCR Enlisted	99	±1	10	21	47	13	9	±5	2.9	±0.1	
E1 – E4	99	±1	14	24	41	13	8	±6	2.8	±0.2	
E5 – E9	99	±2	7	19	52	13	10	±7	3.0	±0.2	
USMCR Officers	99	±1	6	14	69	8	3	±5	2.9	±0.1	
O1 – O3	99	±2	4	15	65	11	4	±8	3.0	±0.2	
O4 – O6	99	±2	7	13	71	7	2	±6	2.8	±0.1	
ANG Enlisted	98	±2	8	13	67	7	5	±5	2.9	±0.1	
E1 – E4	99	±1	10	16	57	11	5	±6	2.9	±0.1	
E5 – E9	98	±2	8	13	68	6	5	±5	2.9	±0.1	
ANG Officers	99	±1	5	11	73	8	2	±4	2.9	±0.1	
O1 – O3	99	±1	5	12	69	11	4	±6	3.0	±0.1	
O4 – O6	99	±1	6	11	75	7	1	±6	2.9	±0.1	
USAFR Enlisted	99	±1	10	13	63	10	4	±4	2.8	±0.1	
E1 – E4	100	±0	10	18	56	9	7	±7	2.8	±0.2	
E5 – E9	99	±1	10	12	65	10	3	±4	2.8	±0.1	
USAFR Officers	98	±1	5	11	76	7	2	±3	2.9	±0.1	
O1 – O3	99	±1	5	14	68	10	2	±6	2.9	±0.1	
O4 – O6	98	±2	5	10	78	6	2	±4	2.9	±0.1	

Note. Percent responding are Reserve component spouses who answered the question.

63. How much do you agree or disagree with each of the following statements?

a. Being a National Guard/Reserve spouse fulfills most of the important needs I look for in my life.

- 1. Strongly disagree
- 2. Disagree
- 3. Neither agree nor disagree
- 4. Agree
- 5. Strongly agree

	Percent Responding		Percentages					Max ME	Average Agreement		
			1	2	3	4	5				
MEMBER DEMOGRAPHICS											
Total DoD	99	±1	13	17	44	19	8	±2	2.9	±0.1	
ARNG	99	±1	13	17	43	20	8	±3	2.9	±0.1	
USAR	100	±1	15	19	42	17	7	±3	2.8	±0.1	
USNR	99	±1	12	15	47	19	7	±4	2.9	±0.1	
USMCR	100	±1	15	19	43	18	5	±4	2.8	±0.1	
ANG	99	±1	9	14	47	21	9	±4	3.1	±0.1	
USAFR	99	±1	11	16	49	16	8	±3	2.9	±0.1	
Enlisted	99	±1	12	16	45	20	8	±2	3.0	±0.1	
E1 – E4	100	±1	15	16	42	19	8	±4	2.9	±0.1	
E5 – E9	99	±1	11	16	46	20	8	±2	3.0	±0.1	
Officers	99	±1	15	19	43	16	6	±2	2.8	±0.1	
O1 – O3	100	±1	16	22	41	16	6	±3	2.7	±0.1	
O4 – O6	99	±1	15	18	44	16	6	±3	2.8	±0.1	
Reserve Unit	99	±1	13	17	45	18	7	±2	2.9	±0.1	
Military Technician	99	±1	9	12	45	23	10	±4	3.1	±0.1	
AGR/FTS/AR	99	±1	7	12	40	26	13	±4	3.3	±0.1	
IMA	100	±1	16	18	49	11	5	±5	2.7	±0.1	
Not Activated Past 24 Months	99	±1	12	17	45	19	7	±3	2.9	±0.1	
Activated Past 24 Months	99	±1	13	17	44	18	8	±2	2.9	±0.1	
Not Deployed Past 24 Months	100	±1	12	17	44	20	8	±2	2.9	±0.1	
Deployed Past 24 Months	99	±1	14	16	46	16	7	±2	2.9	±0.1	
SPOUSE DEMOGRAPHICS											
Male	100	±1	16	16	43	17	8	±4	2.8	±0.1	
Female	99	±1	12	17	45	19	7	±2	2.9	±0.1	
No College/Some College	99	±1	11	14	46	20	9	±2	3.0	±0.1	
4-Year Degree	99	±1	13	20	43	17	7	±3	2.8	±0.1	
Graduate/Professional Degree	99	±1	18	22	41	15	5	±3	2.7	±0.1	
Non-Hispanic White	99	±1	13	17	46	17	7	±2	2.9	±0.1	
Total Minority	99	±1	11	16	40	23	10	±3	3.0	±0.1	
Non-Hispanic Black	99	±1	12	19	38	20	11	±5	3.0	±0.2	
Hispanic	99	±1	12	15	39	24	9	±5	3.0	±0.1	
30 Years Old or Younger	100	±1	14	18	41	20	7	±3	2.9	±0.1	
31 to 40 Years Old	99	±1	13	18	44	18	7	±3	2.9	±0.1	
More Than 40 Years Old	99	±1	11	15	47	19	9	±3	3.0	±0.1	
FAMILY STATUS											
With Child(ren)	99	±1	12	17	45	19	7	±2	2.9	±0.1	
Without Child(ren)	99	±1	13	16	42	18	9	±3	2.9	±0.1	

Note. Percent responding are Reserve component spouses who answered the question.

63. How much do you agree or disagree with each of the following statements?
a. Being a National Guard/Reserve spouse fulfills most of the important needs I look for in my life.

	Percent Responding		Percentages					Max ME	Average Agreement		
			1	2	3	4	5				
MEMBER COMPONENT BY PAYGRADE											
ARNG Enlisted	99	±1	13	17	43	20	8	±3	2.9	±0.1	
E1 – E4	100	±1	17	16	41	18	8	±6	2.8	±0.2	
E5 – E9	99	±1	11	17	44	21	8	±4	3.0	±0.1	
ARNG Officers	99	±1	13	19	41	19	8	±4	2.9	±0.1	
O1 – O3	99	±1	15	23	38	18	6	±6	2.8	±0.2	
O4 – O6	99	±2	12	15	43	22	9	±6	3.0	±0.2	
USAR Enlisted	100	±1	15	18	42	18	7	±4	2.9	±0.1	
E1 – E4	100	±0	15	17	41	19	7	±7	2.9	±0.2	
E5 – E9	99	±1	14	18	43	18	7	±4	2.9	±0.1	
USAR Officers	100	±1	18	22	41	13	6	±4	2.7	±0.1	
O1 – O3	100	±1	20	24	40	12	4	±6	2.6	±0.2	
O4 – O6	100	±1	17	22	42	14	6	±5	2.7	±0.1	
USNR Enlisted	99	±2	10	12	47	22	8	±5	3.0	±0.2	
E1 – E4	100	±1	11	14	50	19	7	±6	3.0	±0.2	
E5 – E9	99	±2	10	12	47	23	8	±6	3.1	±0.2	
USNR Officers	99	±1	17	21	48	11	4	±5	2.6	±0.1	
O1 – O3	99	±2	16	20	49	11	5	±6	2.7	±0.2	
O4 – O6	99	±2	18	21	47	11	4	±6	2.6	±0.2	
USMCR Enlisted	100	±1	14	19	42	19	5	±5	2.8	±0.1	
E1 – E4	100	±0	14	19	45	18	4	±6	2.8	±0.2	
E5 – E9	100	±1	15	19	40	20	6	±7	2.8	±0.2	
USMCR Officers	100	±1	16	19	44	16	4	±5	2.7	±0.1	
O1 – O3	99	±2	22	18	45	12	4	±9	2.6	±0.2	
O4 – O6	100	±0	15	20	43	17	4	±6	2.8	±0.2	
ANG Enlisted	99	±1	8	13	48	22	9	±5	3.1	±0.1	
E1 – E4	99	±1	10	15	42	22	12	±6	3.1	±0.2	
E5 – E9	99	±2	7	13	49	22	9	±5	3.1	±0.1	
ANG Officers	100	±1	13	16	44	20	7	±5	2.9	±0.1	
O1 – O3	100	±1	13	16	42	22	7	±6	2.9	±0.2	
O4 – O6	100	±1	12	16	45	19	7	±6	2.9	±0.2	
USAFR Enlisted	99	±1	10	15	50	17	8	±4	3.0	±0.1	
E1 – E4	100	±0	9	12	51	17	10	±7	3.1	±0.2	
E5 – E9	99	±1	10	16	50	17	8	±4	3.0	±0.1	
USAFR Officers	99	±1	16	17	48	13	6	±4	2.8	±0.1	
O1 – O3	100	±1	13	19	48	13	8	±6	2.9	±0.2	
O4 – O6	99	±1	16	17	47	14	6	±4	2.8	±0.1	

Note. Percent responding are Reserve component spouses who answered the question.

63. How much do you agree or disagree with each of the following statements?

b. Being a National Guard/Reserve spouse is ideal for me.

1. Strongly disagree
4. Agree

2. Disagree
5. Strongly agree

3. Neither agree nor disagree

	Percent Responding		Percentages					Max ME	Average Agreement		
			1	2	3	4	5				
MEMBER DEMOGRAPHICS											
Total DoD	99	±1	9	13	47	23	8	±2	3.1	±0.1	
ARNG	99	±1	10	13	45	23	9	±3	3.1	±0.1	
USAR	99	±1	11	15	46	19	8	±3	3.0	±0.1	
USNR	99	±1	9	13	48	23	7	±4	3.1	±0.1	
USMCR	100	±1	10	14	47	22	7	±4	3.0	±0.1	
ANG	98	±1	5	9	50	26	10	±4	3.3	±0.1	
USAFR	99	±1	6	12	50	23	9	±3	3.2	±0.1	
Enlisted	99	±1	9	12	47	23	9	±2	3.1	±0.1	
E1 – E4	99	±1	12	12	43	24	9	±4	3.1	±0.1	
E5 – E9	99	±1	8	12	48	23	9	±2	3.1	±0.1	
Officers	99	±1	9	16	48	21	6	±2	3.0	±0.1	
O1 – O3	99	±1	10	18	47	19	6	±3	2.9	±0.1	
O4 – O6	99	±1	8	14	50	21	7	±3	3.0	±0.1	
Reserve Unit	99	±1	9	13	47	23	7	±2	3.1	±0.1	
Military Technician	99	±1	6	7	51	24	11	±4	3.3	±0.1	
AGR/FTS/AR	99	±1	6	11	45	24	15	±4	3.3	±0.1	
IMA	99	±1	8	14	52	19	7	±5	3.0	±0.1	
Not Activated Past 24 Months	99	±1	8	12	48	23	8	±3	3.1	±0.1	
Activated Past 24 Months	99	±1	10	14	46	22	9	±2	3.1	±0.1	
Not Deployed Past 24 Months	99	±1	8	12	48	24	9	±2	3.1	±0.1	
Deployed Past 24 Months	99	±1	11	14	46	21	8	±2	3.0	±0.1	
SPOUSE DEMOGRAPHICS											
Male	99	±1	12	14	47	19	8	±4	3.0	±0.1	
Female	99	±1	8	13	47	23	9	±2	3.1	±0.1	
No College/Some College	99	±1	8	11	47	24	10	±2	3.2	±0.1	
4-Year Degree	99	±1	8	15	48	22	7	±3	3.0	±0.1	
Graduate/Professional Degree	99	±1	12	17	49	17	5	±3	2.9	±0.1	
Non-Hispanic White	99	±1	9	13	48	22	8	±2	3.1	±0.1	
Total Minority	99	±1	8	13	44	25	10	±3	3.2	±0.1	
Non-Hispanic Black	99	±1	8	13	45	23	11	±5	3.2	±0.1	
Hispanic	99	±1	10	13	44	25	9	±5	3.1	±0.1	
30 Years Old or Younger	99	±1	11	14	45	21	9	±3	3.0	±0.1	
31 to 40 Years Old	99	±1	9	14	48	22	7	±3	3.0	±0.1	
More Than 40 Years Old	99	±1	7	11	48	24	9	±3	3.2	±0.1	
FAMILY STATUS											
With Child(ren)	99	±1	9	14	47	23	8	±2	3.1	±0.1	
Without Child(ren)	99	±1	10	12	46	22	10	±3	3.1	±0.1	

Note. Percent responding are Reserve component spouses who answered the question.

63. How much do you agree or disagree with each of the following statements?

b. Being a National Guard/Reserve spouse is ideal for me.

	Percent Responding		Percentages					Max ME	Average Agreement		
			1	2	3	4	5				
MEMBER COMPONENT BY PAYGRADE											
ARNG Enlisted	99	±1	10	13	45	23	9	±3	3.1	±0.1	
E1 – E4	99	±2	13	11	43	25	8	±6	3.1	±0.2	
E5 – E9	99	±1	9	14	46	23	9	±4	3.1	±0.1	
ARNG Officers	99	±1	8	16	46	22	8	±4	3.0	±0.1	
O1 – O3	99	±1	11	19	44	20	6	±6	2.9	±0.2	
O4 – O6	98	±2	5	13	49	22	10	±6	3.2	±0.2	
USAR Enlisted	99	±1	11	14	46	20	9	±4	3.0	±0.1	
E1 – E4	99	±2	12	14	42	22	9	±7	3.0	±0.2	
E5 – E9	99	±1	11	14	48	19	9	±4	3.0	±0.1	
USAR Officers	99	±1	12	18	48	17	5	±4	2.9	±0.1	
O1 – O3	99	±2	13	21	46	16	5	±6	2.8	±0.2	
O4 – O6	100	±1	11	17	48	18	5	±5	2.9	±0.1	
USNR Enlisted	100	±1	8	12	46	25	9	±5	3.1	±0.2	
E1 – E4	100	±0	10	11	45	26	8	±7	3.1	±0.2	
E5 – E9	99	±1	7	13	47	25	9	±6	3.2	±0.2	
USNR Officers	98	±2	11	16	51	18	4	±5	2.9	±0.1	
O1 – O3	99	±2	9	17	51	19	5	±6	2.9	±0.2	
O4 – O6	98	±2	12	16	51	18	4	±6	2.9	±0.2	
USMCR Enlisted	100	±1	10	15	46	22	7	±5	3.0	±0.1	
E1 – E4	100	±0	11	16	43	22	7	±6	3.0	±0.2	
E5 – E9	100	±1	9	14	47	23	7	±7	3.1	±0.2	
USMCR Officers	100	±1	9	13	51	21	6	±5	3.0	±0.1	
O1 – O3	99	±2	8	19	49	19	4	±8	2.9	±0.2	
O4 – O6	100	±0	8	12	52	22	6	±6	3.1	±0.2	
ANG Enlisted	98	±2	4	9	50	26	10	±5	3.3	±0.1	
E1 – E4	99	±1	5	15	43	25	12	±6	3.2	±0.2	
E5 – E9	98	±2	4	8	51	26	10	±5	3.3	±0.1	
ANG Officers	99	±2	8	11	49	25	7	±5	3.1	±0.1	
O1 – O3	99	±1	7	14	49	24	6	±6	3.1	±0.1	
O4 – O6	98	±2	8	10	50	25	8	±6	3.1	±0.2	
USAFR Enlisted	99	±1	6	11	50	23	10	±4	3.2	±0.1	
E1 – E4	100	±1	7	11	49	24	9	±7	3.2	±0.2	
E5 – E9	99	±1	6	11	50	23	10	±4	3.2	±0.1	
USAFR Officers	99	±1	6	14	52	21	7	±4	3.1	±0.1	
O1 – O3	99	±1	6	16	53	17	9	±6	3.1	±0.2	
O4 – O6	99	±1	6	13	51	23	6	±4	3.1	±0.1	

Note. Percent responding are Reserve component spouses who answered the question.

63. How much do you agree or disagree with each of the following statements?

c. Being a National Guard/Reserve spouse is consistent with my personal goals.

1. Strongly disagree
4. Agree2. Disagree
5. Strongly agree

3. Neither agree nor disagree

	Percent Responding		Percentages					Max ME	Average Agreement		
			1	2	3	4	5				
MEMBER DEMOGRAPHICS											
Total DoD	99	±1	9	14	47	22	8	±2	3.1	±0.1	
ARNG	99	±1	10	14	46	22	8	±3	3.0	±0.1	
USAR	99	±1	12	17	45	20	7	±3	3.0	±0.1	
USNR	99	±1	8	13	49	22	8	±4	3.1	±0.1	
USMCR	100	±1	12	17	43	22	7	±4	3.0	±0.1	
ANG	98	±1	6	10	49	27	9	±4	3.2	±0.1	
USAFR	99	±1	7	12	48	24	9	±3	3.2	±0.1	
Enlisted	99	±1	9	13	47	22	8	±2	3.1	±0.1	
E1 – E4	99	±1	12	14	44	23	8	±4	3.0	±0.1	
E5 – E9	99	±1	8	13	48	22	9	±2	3.1	±0.1	
Officers	99	±1	9	14	46	23	8	±2	3.1	±0.1	
O1 – O3	99	±1	10	16	45	22	7	±3	3.0	±0.1	
O4 – O6	99	±1	8	12	46	25	8	±3	3.1	±0.1	
Reserve Unit	99	±1	10	14	47	22	7	±2	3.0	±0.1	
Military Technician	98	±1	8	9	49	24	10	±4	3.2	±0.1	
AGR/FTS/AR	99	±1	6	12	46	21	14	±4	3.2	±0.1	
IMA	99	±1	9	11	48	25	7	±5	3.1	±0.1	
Not Activated Past 24 Months	99	±1	8	13	48	23	8	±3	3.1	±0.1	
Activated Past 24 Months	99	±1	11	14	45	22	8	±2	3.0	±0.1	
Not Deployed Past 24 Months	99	±1	8	13	46	24	9	±2	3.1	±0.1	
Deployed Past 24 Months	99	±1	11	14	47	19	7	±2	3.0	±0.1	
SPOUSE DEMOGRAPHICS											
Male	99	±1	11	13	45	21	10	±4	3.0	±0.1	
Female	99	±1	9	14	47	22	8	±2	3.1	±0.1	
No College/Some College	99	±1	9	12	48	22	9	±2	3.1	±0.1	
4-Year Degree	99	±1	9	15	45	24	7	±3	3.0	±0.1	
Graduate/Professional Degree	99	±1	12	15	45	21	7	±3	3.0	±0.1	
Non-Hispanic White	99	±1	9	12	48	22	8	±2	3.1	±0.1	
Total Minority	99	±1	9	17	43	22	9	±3	3.1	±0.1	
Non-Hispanic Black	99	±1	8	18	42	21	10	±5	3.1	±0.1	
Hispanic	99	±1	10	15	44	23	8	±5	3.0	±0.1	
30 Years Old or Younger	99	±1	11	16	44	22	7	±3	3.0	±0.1	
31 to 40 Years Old	99	±1	10	14	48	21	7	±3	3.0	±0.1	
More Than 40 Years Old	99	±1	8	12	47	24	10	±3	3.2	±0.1	
FAMILY STATUS											
With Child(ren)	99	±1	9	14	47	22	8	±2	3.1	±0.1	
Without Child(ren)	99	±1	11	12	44	23	10	±3	3.1	±0.1	

Note. Percent responding are Reserve component spouses who answered the question.

63. How much do you agree or disagree with each of the following statements?

c. Being a National Guard/Reserve spouse is consistent with my personal goals.

	Percent Responding		Percentages					Max ME	Average Agreement		
			1	2	3	4	5				
MEMBER COMPONENT BY PAYGRADE											
ARNG Enlisted	99	±1	10	14	46	21	8	±3	3.0	±0.1	
E1 – E4	99	±1	14	13	44	23	7	±6	3.0	±0.2	
E5 – E9	99	±1	9	15	48	20	9	±4	3.1	±0.1	
ARNG Officers	99	±1	9	12	47	23	9	±4	3.1	±0.1	
O1 – O3	99	±2	9	17	46	22	6	±6	3.0	±0.2	
O4 – O6	99	±2	8	8	48	26	11	±6	3.2	±0.2	
USAR Enlisted	99	±1	11	16	45	20	8	±4	3.0	±0.1	
E1 – E4	99	±2	12	15	45	20	8	±7	3.0	±0.2	
E5 – E9	99	±1	11	17	45	20	7	±4	2.9	±0.1	
USAR Officers	99	±1	12	18	43	20	7	±4	2.9	±0.1	
O1 – O3	99	±1	14	18	43	19	6	±6	2.9	±0.2	
O4 – O6	99	±1	11	17	44	21	7	±5	3.0	±0.1	
USNR Enlisted	99	±2	7	12	51	21	9	±5	3.1	±0.1	
E1 – E4	100	±1	11	12	46	22	8	±6	3.0	±0.2	
E5 – E9	99	±2	7	12	51	21	10	±6	3.2	±0.2	
USNR Officers	99	±1	9	16	46	24	5	±5	3.0	±0.1	
O1 – O3	99	±2	11	13	45	25	6	±6	3.0	±0.2	
O4 – O6	99	±1	8	17	47	24	5	±6	3.0	±0.1	
USMCR Enlisted	100	±1	12	18	41	22	7	±5	2.9	±0.1	
E1 – E4	100	±1	13	17	40	24	6	±6	2.9	±0.2	
E5 – E9	99	±1	11	19	43	19	8	±7	2.9	±0.2	
USMCR Officers	100	±1	10	12	47	24	7	±5	3.1	±0.1	
O1 – O3	99	±2	11	15	50	19	5	±8	2.9	±0.2	
O4 – O6	100	±1	10	11	47	25	7	±6	3.1	±0.2	
ANG Enlisted	98	±2	6	9	50	26	9	±5	3.2	±0.1	
E1 – E4	99	±1	7	14	40	27	12	±6	3.2	±0.2	
E5 – E9	98	±2	6	8	51	26	8	±5	3.2	±0.1	
ANG Officers	99	±1	7	12	44	27	10	±5	3.2	±0.1	
O1 – O3	99	±2	7	15	42	28	8	±6	3.2	±0.2	
O4 – O6	99	±1	8	10	45	27	11	±6	3.2	±0.2	
USAFR Enlisted	99	±1	7	12	48	23	9	±4	3.1	±0.1	
E1 – E4	100	±1	8	13	44	26	10	±7	3.2	±0.2	
E5 – E9	99	±1	7	12	49	22	9	±4	3.1	±0.1	
USAFR Officers	99	±1	6	11	48	26	9	±4	3.2	±0.1	
O1 – O3	99	±2	6	13	51	20	10	±6	3.1	±0.2	
O4 – O6	99	±1	6	10	47	28	8	±4	3.2	±0.1	

Note. Percent responding are Reserve component spouses who answered the question.

63. How much do you agree or disagree with each of the following statements?

d. I am proud to tell others that I am married to a National Guard/Reserve member.

1. Strongly disagree
4. Agree

2. Disagree
5. Strongly agree

3. Neither agree nor disagree

	Percent Responding		Percentages					Max ME	Average Agreement		
			1	2	3	4	5				
MEMBER DEMOGRAPHICS											
Total DoD	100	±1	2	1	10	25	61	±2	4.4	±0.1	
ARNG	100	±1	3	1	9	22	65	±3	4.5	±0.1	
USAR	99	±1	2	1	13	27	56	±3	4.3	±0.1	
USNR	100	±1	2	1	8	31	58	±4	4.4	±0.1	
USMCR	100	±1	2	1	9	23	65	±4	4.5	±0.1	
ANG	99	±1	0	0	11	28	60	±4	4.5	±0.1	
USAFR	99	±1	1	1	12	27	60	±3	4.4	±0.1	
Enlisted	100	±1	2	1	11	24	62	±2	4.4	±0.1	
E1 – E4	99	±1	3	2	11	25	59	±4	4.4	±0.1	
E5 – E9	100	±1	2	1	10	24	63	±2	4.4	±0.1	
Officers	100	±1	1	1	10	28	60	±2	4.4	±0.1	
O1 – O3	100	±1	2	1	10	29	58	±3	4.4	±0.1	
O4 – O6	100	±1	1	1	9	28	61	±3	4.5	±0.1	
Reserve Unit	100	±1	2	1	10	26	61	±2	4.4	±0.1	
Military Technician	100	±1	1	1	12	23	63	±4	4.5	±0.1	
AGR/FTS/AR	100	±1	2	0	12	21	65	±4	4.5	±0.1	
IMA	100	±1	2	1	11	33	53	±5	4.3	±0.1	
Not Activated Past 24 Months	100	±1	2	1	10	26	61	±2	4.4	±0.1	
Activated Past 24 Months	100	±1	2	1	10	25	62	±2	4.4	±0.1	
Not Deployed Past 24 Months	100	±1	2	1	11	26	61	±2	4.4	±0.1	
Deployed Past 24 Months	100	±1	2	1	10	25	62	±2	4.4	±0.1	
SPOUSE DEMOGRAPHICS											
Male	100	±1	4	1	15	30	49	±4	4.2	±0.1	
Female	100	±1	2	1	10	25	63	±2	4.5	±0.1	
No College/Some College	100	±1	2	1	10	24	63	±2	4.4	±0.1	
4-Year Degree	100	±1	1	1	11	26	60	±3	4.4	±0.1	
Graduate/Professional Degree	100	±1	2	1	10	30	57	±3	4.4	±0.1	
Non-Hispanic White	100	±1	2	1	9	25	64	±2	4.5	±0.1	
Total Minority	100	±1	2	1	14	27	55	±3	4.3	±0.1	
Non-Hispanic Black	100	±1	2	1	15	28	54	±5	4.3	±0.1	
Hispanic	100	±1	3	1	13	26	56	±5	4.3	±0.1	
30 Years Old or Younger	99	±1	2	1	10	24	63	±3	4.5	±0.1	
31 to 40 Years Old	100	±1	2	1	11	26	60	±3	4.4	±0.1	
More Than 40 Years Old	100	±1	2	1	10	26	62	±2	4.4	±0.1	
FAMILY STATUS											
With Child(ren)	100	±1	2	1	11	25	62	±2	4.4	±0.1	
Without Child(ren)	100	±1	2	1	10	27	59	±3	4.4	±0.1	

Note. Percent responding are Reserve component spouses who answered the question.

63. How much do you agree or disagree with each of the following statements?

d. I am proud to tell others that I am married to a National Guard/Reserve member.

	Percent Responding		Percentages					Max ME	Average Agreement		
			1	2	3	4	5				
MEMBER COMPONENT BY PAYGRADE											
ARNG Enlisted	100	±1	3	1	9	21	66	±3	4.5	±0.1	
E1 – E4	100	±1	4	2	9	24	62	±6	4.4	±0.1	
E5 – E9	100	±1	3	1	9	19	68	±4	4.5	±0.1	
ARNG Officers	100	±1	1	1	10	25	63	±4	4.5	±0.1	
O1 – O3	100	±0	2	1	9	28	61	±6	4.5	±0.1	
O4 – O6	100	±1	0	2	9	21	68	±6	4.5	±0.1	
USAR Enlisted	99	±1	3	1	13	27	56	±4	4.3	±0.1	
E1 – E4	98	±3	2	3	16	27	53	±7	4.3	±0.2	
E5 – E9	100	±1	3	1	12	26	58	±4	4.3	±0.1	
USAR Officers	100	±1	2	1	11	29	57	±4	4.4	±0.1	
O1 – O3	100	±1	3	1	12	28	56	±6	4.3	±0.2	
O4 – O6	100	±1	1	1	10	29	59	±5	4.5	±0.1	
USNR Enlisted	100	±0	2	1	7	30	60	±5	4.4	±0.1	
E1 – E4	100	±0	2	0	12	30	55	±7	4.3	±0.2	
E5 – E9	100	±0	2	1	6	30	61	±6	4.5	±0.1	
USNR Officers	99	±1	2	1	9	34	54	±5	4.4	±0.1	
O1 – O3	99	±1	2	1	9	30	58	±6	4.4	±0.1	
O4 – O6	99	±1	2	0	9	36	53	±6	4.4	±0.1	
USMCR Enlisted	100	±0	2	1	9	22	66	±5	4.5	±0.1	
E1 – E4	100	±0	2	1	11	18	68	±6	4.5	±0.1	
E5 – E9	100	±0	2	2	8	25	63	±7	4.5	±0.2	
USMCR Officers	100	±1	1	0	9	27	61	±5	4.5	±0.1	
O1 – O3	99	±2	2	0	14	24	59	±9	4.4	±0.2	
O4 – O6	100	±0	1	1	8	29	61	±6	4.5	±0.1	
ANG Enlisted	99	±1	0	0	12	28	60	±5	4.5	±0.1	
E1 – E4	100	±1	1	1	12	23	64	±6	4.5	±0.1	
E5 – E9	99	±1	0	0	11	29	59	±5	4.5	±0.1	
ANG Officers	100	±1	1	1	9	30	60	±5	4.5	±0.1	
O1 – O3	100	±1	1	1	8	32	58	±6	4.4	±0.1	
O4 – O6	100	±1	1	0	9	28	61	±6	4.5	±0.1	
USAFR Enlisted	99	±1	1	1	13	26	60	±4	4.4	±0.1	
E1 – E4	100	±0	1	1	14	25	59	±7	4.4	±0.1	
E5 – E9	99	±1	1	1	12	26	60	±4	4.4	±0.1	
USAFR Officers	99	±1	1	0	9	30	60	±4	4.5	±0.1	
O1 – O3	100	±1	1	0	13	33	53	±6	4.4	±0.1	
O4 – O6	99	±1	1	0	8	28	62	±4	4.5	±0.1	

Note. Percent responding are Reserve component spouses who answered the question.

63. Identification scale: Constructed from Q63a-d. The Identification scale indicates how much a spouse identifies with the military.

	Percent Responding		Mean	Max ME	Identification Scale
MEMBER DEMOGRAPHICS					
Total DoD	98	±1	3.4	±0.1	
ARNG	99	±1	3.4	±0.1	
USAR	98	±1	3.3	±0.1	
USNR	98	±2	3.4	±0.1	
USMCR	100	±1	3.3	±0.1	
ANG	98	±2	3.5	±0.1	
USAFR	98	±1	3.4	±0.1	
Enlisted	98	±1	3.4	±0.1	
E1 – E4	98	±1	3.3	±0.1	
E5 – E9	98	±1	3.4	±0.1	
Officers	98	±1	3.3	±0.1	
O1 – O3	99	±1	3.3	±0.1	
O4 – O6	98	±1	3.4	±0.1	
Reserve Unit	98	±1	3.3	±0.1	
Military Technician	98	±2	3.5	±0.1	
AGR/FTS/AR	98	±2	3.6	±0.1	
IMA	98	±1	3.3	±0.1	
Not Activated Past 24 Months	98	±1	3.4	±0.1	
Activated Past 24 Months	98	±1	3.4	±0.1	
Not Deployed Past 24 Months	98	±1	3.4	±0.1	
Deployed Past 24 Months	98	±1	3.3	±0.1	
SPOUSE DEMOGRAPHICS					
Male	99	±1	3.3	±0.1	
Female	98	±1	3.4	±0.1	
No College/Some College	98	±1	3.4	±0.1	
4-Year Degree	98	±1	3.3	±0.1	
Graduate/Professional Degree	99	±1	3.2	±0.1	
Non-Hispanic White	98	±1	3.4	±0.1	
Total Minority	98	±1	3.4	±0.1	
Non-Hispanic Black	98	±2	3.4	±0.1	
Hispanic	98	±1	3.4	±0.1	
30 Years Old or Younger	98	±1	3.3	±0.1	
31 to 40 Years Old	99	±1	3.3	±0.1	
More Than 40 Years Old	98	±1	3.4	±0.1	
FAMILY STATUS					
With Child(ren)	98	±1	3.4	±0.1	
Without Child(ren)	98	±1	3.4	±0.1	

Note. Percent responding are Reserve component spouses who answered the question. The scale ranges from 1 to 5. Higher scores indicate stronger identification. Cronbach's coefficient alpha = 0.82.

63. Identification scale: Constructed from Q63a-d. The Identification scale indicates how much a spouse identifies with the military.

	Percent Responding		Mean	Max ME	Identification Scale
MEMBER COMPONENT BY PAYGRADE					
ARNG Enlisted	99	±1	3.4	±0.1	
E1 – E4	99	±2	3.3	±0.1	
E5 – E9	99	±1	3.4	±0.1	
ARNG Officers	98	±1	3.4	±0.1	
O1 – O3	98	±2	3.3	±0.1	
O4 – O6	98	±2	3.5	±0.1	
USAR Enlisted	98	±2	3.3	±0.1	
E1 – E4	98	±3	3.3	±0.2	
E5 – E9	98	±2	3.3	±0.1	
USAR Officers	99	±1	3.2	±0.1	
O1 – O3	99	±2	3.1	±0.1	
O4 – O6	99	±1	3.3	±0.1	
USNR Enlisted	98	±2	3.4	±0.1	
E1 – E4	99	±1	3.4	±0.1	
E5 – E9	98	±2	3.5	±0.1	
USNR Officers	98	±2	3.2	±0.1	
O1 – O3	98	±2	3.3	±0.1	
O4 – O6	97	±2	3.2	±0.1	
USMCR Enlisted	100	±1	3.3	±0.1	
E1 – E4	100	±1	3.3	±0.1	
E5 – E9	99	±1	3.3	±0.2	
USMCR Officers	100	±1	3.3	±0.1	
O1 – O3	99	±2	3.2	±0.2	
O4 – O6	100	±1	3.4	±0.1	
ANG Enlisted	97	±2	3.5	±0.1	
E1 – E4	98	±2	3.5	±0.1	
E5 – E9	97	±2	3.5	±0.1	
ANG Officers	98	±2	3.4	±0.1	
O1 – O3	99	±2	3.4	±0.1	
O4 – O6	98	±2	3.4	±0.1	
USAFR Enlisted	98	±1	3.4	±0.1	
E1 – E4	99	±1	3.5	±0.1	
E5 – E9	98	±2	3.4	±0.1	
USAFR Officers	98	±1	3.4	±0.1	
O1 – O3	99	±2	3.4	±0.1	
O4 – O6	98	±1	3.4	±0.1	

Note. Percent responding are Reserve component spouses who answered the question. The scale ranges from 1 to 5. Higher scores indicate stronger identification. Cronbach's coefficient alpha = 0.82.

64. In the past month, how often have you...

a. Felt that you were unable to control the important things in your life?

- 1. Never
- 4. Fairly often

- 2. Almost never
- 5. Very often

- 3. Sometimes

	Percent Responding		Percentages					Max ME	Average Frequency		
			1	2	3	4	5				
MEMBER DEMOGRAPHICS											
Total DoD	99	±1	24	24	34	11	7	±2	2.5	±0.1	
ARNG	99	±1	22	22	34	12	10	±3	2.6	±0.1	
USAR	99	±1	22	24	35	11	8	±3	2.6	±0.1	
USNR	99	±2	25	27	32	12	5	±4	2.5	±0.1	
USMCR	100	±1	18	24	37	12	8	±4	2.7	±0.1	
ANG	99	±1	28	27	32	9	4	±4	2.3	±0.1	
USAFR	99	±1	29	26	32	9	4	±3	2.3	±0.1	
Enlisted	99	±1	24	23	34	11	8	±2	2.5	±0.1	
E1 – E4	99	±1	22	20	36	12	10	±3	2.7	±0.1	
E5 – E9	99	±1	25	24	33	10	7	±2	2.5	±0.1	
Officers	99	±1	22	27	34	11	6	±2	2.5	±0.1	
O1 – O3	99	±1	18	27	37	11	7	±3	2.6	±0.1	
O4 – O6	99	±1	25	27	32	11	4	±3	2.4	±0.1	
Reserve Unit	99	±1	24	24	34	11	8	±2	2.6	±0.1	
Military Technician	99	±1	27	27	33	9	5	±4	2.4	±0.1	
AGR/FTS/AR	99	±1	26	24	33	10	7	±4	2.5	±0.1	
IMA	99	±1	26	30	30	10	4	±5	2.3	±0.1	
Not Activated Past 24 Months	99	±1	27	26	32	9	5	±2	2.4	±0.1	
Activated Past 24 Months	99	±1	21	22	35	13	9	±2	2.7	±0.1	
Not Deployed Past 24 Months	99	±1	25	26	33	10	6	±2	2.5	±0.1	
Deployed Past 24 Months	99	±1	21	20	35	13	10	±2	2.7	±0.1	
SPOUSE DEMOGRAPHICS											
Male	99	±1	34	25	25	9	6	±4	2.3	±0.1	
Female	99	±1	22	24	35	11	8	±2	2.6	±0.1	
No College/Some College	99	±1	25	22	34	11	8	±2	2.5	±0.1	
4-Year Degree	99	±1	22	25	34	11	7	±3	2.6	±0.1	
Graduate/Professional Degree	99	±1	21	30	31	11	6	±3	2.5	±0.1	
Non-Hispanic White	99	±1	23	25	33	12	7	±2	2.6	±0.1	
Total Minority	99	±1	26	22	35	9	8	±3	2.5	±0.1	
Non-Hispanic Black	98	±2	32	21	31	9	7	±5	2.4	±0.2	
Hispanic	99	±2	27	21	35	8	9	±5	2.5	±0.2	
30 Years Old or Younger	100	±1	21	22	35	13	9	±3	2.7	±0.1	
31 to 40 Years Old	99	±1	22	24	36	11	7	±3	2.6	±0.1	
More Than 40 Years Old	99	±1	28	25	31	10	6	±2	2.4	±0.1	
FAMILY STATUS											
With Child(ren)	99	±1	23	23	35	11	7	±2	2.6	±0.1	
Without Child(ren)	99	±1	26	26	29	12	7	±3	2.5	±0.1	

Note. Percent responding are Reserve component spouses who answered the question.

64. In the past month, how often have you...
 a. Felt that you were unable to control the important things in your life?

	Percent Responding		Percentages					Max ME	Average Frequency		
			1	2	3	4	5				
MEMBER COMPONENT BY PAYGRADE											
ARNG Enlisted	99	±1	23	21	34	12	10	±3	2.7	±0.1	
E1 – E4	99	±1	22	18	35	13	12	±5	2.8	±0.2	
E5 – E9	99	±1	23	22	34	11	9	±4	2.6	±0.1	
ARNG Officers	99	±1	20	26	36	12	6	±4	2.6	±0.1	
O1 – O3	98	±2	14	26	39	12	8	±6	2.8	±0.2	
O4 – O6	99	±1	25	27	34	10	4	±6	2.4	±0.2	
USAR Enlisted	99	±1	23	24	34	11	9	±4	2.6	±0.1	
E1 – E4	100	±1	22	23	37	10	7	±7	2.6	±0.2	
E5 – E9	99	±1	23	24	32	11	9	±4	2.6	±0.1	
USAR Officers	99	±1	20	25	37	11	7	±4	2.6	±0.1	
O1 – O3	99	±2	18	26	38	10	8	±6	2.7	±0.2	
O4 – O6	99	±1	23	25	35	12	5	±5	2.5	±0.1	
USNR Enlisted	98	±2	25	26	32	12	5	±5	2.5	±0.2	
E1 – E4	100	±1	25	21	33	14	7	±6	2.6	±0.2	
E5 – E9	98	±2	25	28	32	11	4	±6	2.4	±0.2	
USNR Officers	99	±1	25	27	32	12	4	±4	2.4	±0.1	
O1 – O3	100	±1	23	30	33	9	6	±6	2.4	±0.2	
O4 – O6	99	±1	25	26	31	13	4	±6	2.4	±0.2	
USMCR Enlisted	100	±1	17	23	37	13	9	±5	2.7	±0.1	
E1 – E4	100	±1	18	20	40	14	9	±6	2.8	±0.2	
E5 – E9	100	±1	17	26	35	13	10	±7	2.7	±0.2	
USMCR Officers	99	±1	23	28	35	10	5	±5	2.5	±0.1	
O1 – O3	99	±2	19	25	33	15	8	±8	2.7	±0.2	
O4 – O6	99	±1	25	30	34	7	5	±6	2.4	±0.2	
ANG Enlisted	99	±2	29	26	32	9	4	±5	2.3	±0.1	
E1 – E4	100	±1	25	21	37	11	5	±6	2.5	±0.2	
E5 – E9	99	±2	29	27	31	9	4	±5	2.3	±0.1	
ANG Officers	99	±1	25	28	32	11	4	±4	2.4	±0.1	
O1 – O3	99	±1	23	29	32	13	4	±6	2.5	±0.2	
O4 – O6	99	±2	27	27	32	9	4	±6	2.4	±0.2	
USAFR Enlisted	99	±1	29	24	33	9	4	±4	2.3	±0.1	
E1 – E4	100	±1	28	22	32	12	6	±6	2.5	±0.2	
E5 – E9	99	±1	29	25	34	9	3	±4	2.3	±0.1	
USAFR Officers	99	±1	27	31	29	9	5	±4	2.3	±0.1	
O1 – O3	100	±1	25	29	32	9	6	±6	2.4	±0.2	
O4 – O6	99	±1	28	32	27	9	4	±4	2.3	±0.1	

Note. Percent responding are Reserve component spouses who answered the question.

64. In the past month, how often have you...
b. Felt confident about your ability to handle your personal problems?

- 1. Never
- 2. Almost never
- 3. Sometimes
- 4. Fairly often
- 5. Very often

	Percent Responding		Percentages					Max ME	Average Frequency		
			1	2	3	4	5				
MEMBER DEMOGRAPHICS											
Total DoD	99	±1	4	6	22	33	36	±2	3.9	±0.1	
ARNG	98	±1	4	6	24	34	32	±3	3.8	±0.1	
USAR	99	±1	4	7	22	31	36	±3	3.9	±0.1	
USNR	99	±1	2	5	19	35	39	±4	4.0	±0.1	
USMCR	99	±1	3	6	19	37	36	±4	4.0	±0.1	
ANG	98	±1	4	5	18	35	39	±4	4.0	±0.1	
USAFR	99	±1	4	4	19	31	43	±3	4.1	±0.1	
Enlisted	98	±1	4	6	23	32	35	±2	3.9	±0.1	
E1 – E4	99	±1	4	8	27	30	31	±3	3.8	±0.1	
E5 – E9	98	±1	4	5	22	33	36	±2	3.9	±0.1	
Officers	99	±1	3	4	16	37	40	±2	4.1	±0.1	
O1 – O3	99	±1	2	5	18	41	35	±3	4.0	±0.1	
O4 – O6	99	±1	3	4	13	34	46	±3	4.2	±0.1	
Reserve Unit	99	±1	4	6	23	33	35	±2	3.9	±0.1	
Military Technician	98	±2	4	6	23	31	36	±4	3.9	±0.1	
AGR/FTS/AR	99	±1	4	5	16	33	42	±4	4.0	±0.1	
IMA	99	±1	4	3	14	30	48	±5	4.2	±0.1	
Not Activated Past 24 Months	99	±1	4	5	19	34	38	±2	4.0	±0.1	
Activated Past 24 Months	98	±1	3	6	24	33	34	±2	3.9	±0.1	
Not Deployed Past 24 Months	99	±1	4	5	20	34	37	±2	4.0	±0.1	
Deployed Past 24 Months	99	±1	4	7	26	32	32	±2	3.8	±0.1	
SPOUSE DEMOGRAPHICS											
Male	98	±2	5	7	17	26	44	±4	4.0	±0.1	
Female	99	±1	3	6	22	34	35	±2	3.9	±0.1	
No College/Some College	98	±1	4	7	25	30	34	±2	3.8	±0.1	
4-Year Degree	99	±1	3	4	18	38	37	±3	4.0	±0.1	
Graduate/Professional Degree	99	±1	3	4	17	35	41	±3	4.1	±0.1	
Non-Hispanic White	99	±1	3	5	21	34	37	±2	4.0	±0.1	
Total Minority	98	±1	5	7	24	31	33	±3	3.8	±0.1	
Non-Hispanic Black	98	±2	7	6	21	26	40	±5	3.8	±0.2	
Hispanic	98	±2	5	8	23	32	31	±5	3.8	±0.1	
30 Years Old or Younger	99	±1	3	6	24	36	31	±3	3.8	±0.1	
31 to 40 Years Old	99	±1	3	6	22	34	35	±3	3.9	±0.1	
More Than 40 Years Old	98	±1	4	5	20	30	40	±3	4.0	±0.1	
FAMILY STATUS											
With Child(ren)	99	±1	3	6	22	33	35	±2	3.9	±0.1	
Without Child(ren)	98	±1	4	6	19	33	37	±3	3.9	±0.1	

Note. Percent responding are Reserve component spouses who answered the question.

64. In the past month, how often have you...
 b. Felt confident about your ability to handle your personal problems?

	Percent Responding		Percentages					Max ME	Average Frequency		
			1	2	3	4	5				
MEMBER COMPONENT BY PAYGRADE											
ARNG Enlisted	98	±1	4	6	26	33	31	±3	3.8	±0.1	
E1 – E4	98	±2	4	8	30	31	28	±5	3.7	±0.2	
E5 – E9	98	±2	4	6	24	34	32	±4	3.8	±0.1	
ARNG Officers	99	±1	3	4	17	38	38	±4	4.0	±0.1	
O1 – O3	99	±2	2	5	18	43	32	±6	4.0	±0.2	
O4 – O6	99	±2	4	3	12	34	48	±6	4.2	±0.2	
USAR Enlisted	99	±1	4	7	23	29	36	±4	3.9	±0.1	
E1 – E4	99	±2	5	10	26	25	33	±7	3.7	±0.2	
E5 – E9	99	±1	4	5	22	31	37	±4	3.9	±0.1	
USAR Officers	99	±1	3	6	19	37	36	±4	4.0	±0.1	
O1 – O3	98	±2	2	7	20	40	32	±6	3.9	±0.2	
O4 – O6	100	±1	3	4	18	34	40	±5	4.0	±0.1	
USNR Enlisted	99	±2	3	5	22	33	37	±5	4.0	±0.2	
E1 – E4	99	±2	3	4	25	34	33	±6	3.9	±0.2	
E5 – E9	99	±2	3	6	21	33	38	±6	4.0	±0.2	
USNR Officers	99	±1	1	3	14	39	43	±5	4.2	±0.1	
O1 – O3	99	±1	2	2	18	40	38	±6	4.1	±0.1	
O4 – O6	99	±1	1	4	12	38	45	±6	4.2	±0.1	
USMCR Enlisted	99	±1	3	7	21	38	32	±5	3.9	±0.1	
E1 – E4	99	±1	3	7	22	35	34	±6	3.9	±0.2	
E5 – E9	100	±1	3	6	20	41	31	±7	3.9	±0.2	
USMCR Officers	99	±1	3	3	14	33	47	±5	4.2	±0.1	
O1 – O3	99	±2	2	2	12	39	44	±9	4.2	±0.2	
O4 – O6	99	±2	4	3	14	30	49	±6	4.2	±0.2	
ANG Enlisted	98	±2	4	6	19	34	38	±5	4.0	±0.1	
E1 – E4	99	±1	2	6	22	34	36	±6	3.9	±0.2	
E5 – E9	98	±2	4	5	18	34	38	±5	4.0	±0.1	
ANG Officers	99	±1	2	4	13	36	44	±5	4.2	±0.1	
O1 – O3	99	±1	2	2	15	40	41	±6	4.2	±0.1	
O4 – O6	98	±2	2	4	12	34	46	±6	4.2	±0.2	
USAFR Enlisted	99	±1	4	4	21	31	41	±4	4.0	±0.1	
E1 – E4	99	±2	5	2	22	37	34	±7	3.9	±0.2	
E5 – E9	99	±1	4	4	21	30	42	±4	4.0	±0.1	
USAFR Officers	99	±1	3	4	13	32	48	±4	4.2	±0.1	
O1 – O3	99	±1	3	1	19	32	43	±6	4.1	±0.2	
O4 – O6	99	±1	3	5	11	32	49	±4	4.2	±0.1	

Note. Percent responding are Reserve component spouses who answered the question.

64. In the past month, how often have you...

c. Felt that things were going your way?

- 1. Never
- 4. Fairly often

- 2. Almost never
- 5. Very often

- 3. Sometimes

	Percent Responding		Percentages					Max ME	Average Frequency		
			1	2	3	4	5				
MEMBER DEMOGRAPHICS											
Total DoD	98	±1	4	10	37	35	16	±2	3.5	±0.1	
ARNG	98	±1	4	11	38	32	14	±3	3.4	±0.1	
USAR	98	±1	4	12	37	33	14	±3	3.4	±0.1	
USNR	98	±2	2	8	36	38	16	±4	3.6	±0.1	
USMCR	98	±1	3	9	38	35	15	±4	3.5	±0.1	
ANG	97	±2	3	6	35	38	18	±4	3.6	±0.1	
USAFR	98	±1	3	5	33	40	19	±3	3.7	±0.1	
Enlisted	98	±1	4	11	38	32	15	±2	3.4	±0.1	
E1 – E4	98	±1	5	12	42	27	12	±4	3.3	±0.1	
E5 – E9	98	±1	4	10	36	34	16	±2	3.5	±0.1	
Officers	98	±1	2	6	32	42	18	±2	3.7	±0.1	
O1 – O3	98	±1	2	7	35	41	15	±3	3.6	±0.1	
O4 – O6	99	±1	2	5	28	44	22	±3	3.8	±0.1	
Reserve Unit	98	±1	4	10	37	34	15	±2	3.5	±0.1	
Military Technician	97	±2	4	7	34	38	16	±4	3.5	±0.1	
AGR/FTS/AR	98	±1	3	9	32	37	19	±4	3.6	±0.1	
IMA	98	±2	2	4	28	41	25	±5	3.8	±0.1	
Not Activated Past 24 Months	98	±1	4	8	34	37	18	±2	3.6	±0.1	
Activated Past 24 Months	98	±1	4	11	39	32	13	±2	3.4	±0.1	
Not Deployed Past 24 Months	98	±1	3	9	34	37	17	±2	3.5	±0.1	
Deployed Past 24 Months	98	±1	5	11	41	30	14	±2	3.4	±0.1	
SPOUSE DEMOGRAPHICS											
Male	99	±1	4	9	34	35	18	±4	3.5	±0.1	
Female	98	±1	4	10	37	35	15	±2	3.5	±0.1	
No College/Some College	98	±1	5	12	38	30	14	±2	3.4	±0.1	
4-Year Degree	98	±1	2	7	37	38	16	±3	3.6	±0.1	
Graduate/Professional Degree	98	±2	2	7	28	45	19	±3	3.7	±0.1	
Non-Hispanic White	98	±1	3	9	36	36	16	±2	3.5	±0.1	
Total Minority	97	±1	6	11	38	30	15	±3	3.4	±0.1	
Non-Hispanic Black	96	±2	5	11	37	29	18	±5	3.4	±0.2	
Hispanic	98	±2	7	11	35	32	15	±5	3.4	±0.1	
30 Years Old or Younger	98	±1	5	12	39	32	12	±3	3.3	±0.1	
31 to 40 Years Old	98	±1	3	10	37	35	15	±3	3.5	±0.1	
More Than 40 Years Old	98	±1	4	8	34	36	19	±2	3.6	±0.1	
FAMILY STATUS											
With Child(ren)	98	±1	3	10	37	35	15	±2	3.5	±0.1	
Without Child(ren)	97	±1	5	9	35	33	18	±3	3.5	±0.1	

Note. Percent responding are Reserve component spouses who answered the question.

64. In the past month, how often have you...
 c. Felt that things were going your way?

	Percent Responding		Percentages					Max ME	Average Frequency		
			1	2	3	4	5				
MEMBER COMPONENT BY PAYGRADE											
ARNG Enlisted	98	±1	5	12	39	30	14	±3	3.4	±0.1	
E1 – E4	98	±2	6	14	41	27	12	±6	3.2	±0.2	
E5 – E9	98	±2	4	11	38	31	15	±4	3.4	±0.1	
ARNG Officers	98	±2	2	7	34	41	15	±4	3.6	±0.1	
O1 – O3	97	±3	3	8	37	41	11	±6	3.5	±0.2	
O4 – O6	98	±2	1	5	27	43	23	±6	3.8	±0.2	
USAR Enlisted	98	±1	5	13	39	31	13	±4	3.3	±0.1	
E1 – E4	97	±2	5	13	44	23	13	±7	3.3	±0.2	
E5 – E9	98	±2	5	13	36	35	12	±4	3.4	±0.1	
USAR Officers	98	±1	2	7	33	40	18	±4	3.6	±0.1	
O1 – O3	98	±2	2	8	35	37	18	±6	3.6	±0.2	
O4 – O6	99	±1	3	5	30	44	18	±5	3.7	±0.1	
USNR Enlisted	98	±2	3	9	37	36	15	±5	3.5	±0.1	
E1 – E4	99	±1	4	8	41	35	12	±7	3.4	±0.2	
E5 – E9	98	±2	3	9	36	36	16	±6	3.5	±0.2	
USNR Officers	99	±1	1	6	32	43	18	±5	3.7	±0.1	
O1 – O3	99	±2	1	6	36	39	17	±6	3.6	±0.1	
O4 – O6	99	±2	1	6	30	44	19	±6	3.7	±0.1	
USMCR Enlisted	98	±2	4	10	41	32	12	±5	3.4	±0.1	
E1 – E4	97	±2	5	7	47	31	10	±6	3.3	±0.2	
E5 – E9	99	±2	3	13	36	33	14	±7	3.4	±0.2	
USMCR Officers	99	±1	1	4	29	42	23	±5	3.8	±0.1	
O1 – O3	98	±3	1	6	33	42	18	±8	3.7	±0.2	
O4 – O6	99	±2	1	3	26	44	26	±6	3.9	±0.1	
ANG Enlisted	96	±2	3	7	36	36	17	±5	3.6	±0.1	
E1 – E4	99	±1	4	10	40	31	16	±6	3.4	±0.2	
E5 – E9	96	±2	3	6	36	37	18	±5	3.6	±0.1	
ANG Officers	99	±1	2	4	27	45	22	±5	3.8	±0.1	
O1 – O3	99	±2	2	6	28	46	19	±6	3.7	±0.1	
O4 – O6	99	±2	2	3	27	44	23	±6	3.8	±0.1	
USAFR Enlisted	98	±1	3	6	35	38	18	±4	3.6	±0.1	
E1 – E4	98	±3	5	8	43	33	11	±7	3.4	±0.2	
E5 – E9	98	±1	3	6	33	39	19	±4	3.7	±0.1	
USAFR Officers	99	±1	2	4	28	45	22	±4	3.8	±0.1	
O1 – O3	98	±2	2	3	33	44	18	±6	3.7	±0.1	
O4 – O6	99	±1	1	4	26	45	24	±4	3.9	±0.1	

Note. Percent responding are Reserve component spouses who answered the question.

64. In the past month, how often have you...

d. Felt difficulties were piling up so high that you could not overcome them?

1. Never
 2. Almost never
 3. Sometimes
 4. Fairly often
 5. Very often

	Percent Responding		Percentages					Max ME	Average Frequency		
			1	2	3	4	5				
MEMBER DEMOGRAPHICS											
Total DoD	99	±1	28	32	28	8	4	±2	2.3	±0.1	
ARNG	99	±1	25	30	30	9	6	±3	2.4	±0.1	
USAR	99	±1	28	30	29	9	4	±3	2.3	±0.1	
USNR	99	±1	29	34	28	6	3	±4	2.2	±0.1	
USMCR	99	±1	24	31	31	10	4	±4	2.4	±0.1	
ANG	98	±1	32	35	26	5	2	±4	2.1	±0.1	
USAFR	99	±1	35	34	24	6	2	±3	2.1	±0.1	
Enlisted	99	±1	27	30	30	9	5	±2	2.3	±0.1	
E1 – E4	99	±1	22	27	33	12	6	±4	2.5	±0.1	
E5 – E9	99	±1	29	31	28	8	4	±2	2.3	±0.1	
Officers	99	±1	32	37	24	5	2	±2	2.1	±0.1	
O1 – O3	99	±1	26	39	26	7	2	±3	2.2	±0.1	
O4 – O6	99	±1	36	37	22	4	1	±3	2.0	±0.1	
Reserve Unit	99	±1	27	31	29	8	4	±2	2.3	±0.1	
Military Technician	99	±1	31	34	26	6	2	±4	2.2	±0.1	
AGR/FTS/AR	99	±1	31	34	26	6	4	±4	2.2	±0.1	
IMA	99	±1	35	36	23	4	1	±5	2.0	±0.1	
Not Activated Past 24 Months	99	±1	32	33	26	6	3	±2	2.2	±0.1	
Activated Past 24 Months	99	±1	24	30	30	10	5	±2	2.4	±0.1	
Not Deployed Past 24 Months	99	±1	31	33	26	7	3	±2	2.2	±0.1	
Deployed Past 24 Months	99	±1	23	28	32	10	7	±2	2.5	±0.1	
SPOUSE DEMOGRAPHICS											
Male	99	±1	38	31	23	6	2	±4	2.0	±0.1	
Female	99	±1	27	32	29	8	4	±2	2.3	±0.1	
No College/Some College	99	±1	27	29	30	9	5	±2	2.4	±0.1	
4-Year Degree	99	±1	29	34	27	7	3	±3	2.2	±0.1	
Graduate/Professional Degree	99	±1	30	39	24	5	3	±3	2.1	±0.1	
Non-Hispanic White	99	±1	29	32	27	8	4	±2	2.3	±0.1	
Total Minority	99	±1	26	31	30	8	5	±3	2.3	±0.1	
Non-Hispanic Black	99	±1	32	29	27	8	5	±5	2.2	±0.2	
Hispanic	98	±2	27	30	30	8	5	±4	2.3	±0.1	
30 Years Old or Younger	99	±1	22	29	32	11	5	±3	2.5	±0.1	
31 to 40 Years Old	99	±1	26	33	28	8	4	±3	2.3	±0.1	
More Than 40 Years Old	99	±1	34	32	26	6	4	±2	2.1	±0.1	
FAMILY STATUS											
With Child(ren)	99	±1	27	32	29	8	4	±2	2.3	±0.1	
Without Child(ren)	99	±1	31	31	26	8	4	±3	2.2	±0.1	

Note. Percent responding are Reserve component spouses who answered the question.

64. In the past month, how often have you...
 d. Felt difficulties were piling up so high that you could not overcome them?

	Percent Responding		Percentages					Max ME	Average Frequency		
			1	2	3	4	5				
MEMBER COMPONENT BY PAYGRADE											
ARNG Enlisted	99	±1	24	28	31	10	6	±3	2.5	±0.1	
E1 – E4	99	±1	21	26	32	13	7	±5	2.6	±0.2	
E5 – E9	99	±1	26	29	30	9	6	±4	2.4	±0.1	
ARNG Officers	99	±1	28	37	26	7	2	±4	2.2	±0.1	
O1 – O3	99	±2	21	41	27	8	4	±6	2.3	±0.2	
O4 – O6	99	±2	36	36	23	4	1	±6	2.0	±0.1	
USAR Enlisted	99	±1	28	28	30	9	5	±4	2.4	±0.1	
E1 – E4	98	±2	23	24	37	10	6	±7	2.5	±0.2	
E5 – E9	100	±1	30	30	26	9	5	±4	2.3	±0.1	
USAR Officers	99	±1	29	36	26	7	2	±4	2.2	±0.1	
O1 – O3	99	±2	24	38	27	9	1	±6	2.3	±0.2	
O4 – O6	99	±1	33	35	26	5	2	±5	2.1	±0.1	
USNR Enlisted	99	±1	26	32	31	7	3	±5	2.3	±0.2	
E1 – E4	99	±1	21	31	33	10	4	±6	2.5	±0.2	
E5 – E9	99	±2	27	32	30	7	3	±6	2.3	±0.2	
USNR Officers	99	±1	35	39	21	3	1	±5	2.0	±0.1	
O1 – O3	99	±1	30	38	25	5	2	±6	2.1	±0.2	
O4 – O6	99	±1	37	39	20	3	1	±6	1.9	±0.1	
USMCR Enlisted	99	±1	21	29	34	11	5	±5	2.5	±0.1	
E1 – E4	100	±1	21	30	29	13	7	±6	2.6	±0.2	
E5 – E9	99	±1	21	28	37	9	4	±7	2.5	±0.2	
USMCR Officers	99	±1	33	37	23	5	1	±5	2.0	±0.1	
O1 – O3	99	±2	29	43	16	8	4	±8	2.1	±0.2	
O4 – O6	99	±1	36	37	23	4	0	±6	2.0	±0.1	
ANG Enlisted	98	±2	32	34	26	6	3	±5	2.1	±0.1	
E1 – E4	100	±1	25	33	29	10	3	±6	2.3	±0.2	
E5 – E9	98	±2	32	34	26	5	3	±5	2.1	±0.1	
ANG Officers	99	±1	35	38	23	3	1	±5	2.0	±0.1	
O1 – O3	99	±1	36	35	23	4	2	±6	2.0	±0.2	
O4 – O6	99	±2	35	39	22	3	1	±6	2.0	±0.1	
USAFR Enlisted	100	±1	33	33	26	6	2	±3	2.1	±0.1	
E1 – E4	99	±1	29	34	26	10	2	±7	2.2	±0.2	
E5 – E9	100	±1	34	33	26	5	2	±4	2.1	±0.1	
USAFR Officers	99	±1	39	38	19	4	1	±4	1.9	±0.1	
O1 – O3	99	±1	34	40	24	2	0	±6	2.0	±0.1	
O4 – O6	99	±1	41	37	17	4	1	±4	1.9	±0.1	

Note. Percent responding are Reserve component spouses who answered the question.

64. Perceived Stress scale: Constructed from Q64a-d. Perceived Stress can be defined as spouses' stress levels, measured by their emotional experiences/reactions in the month prior to taking the survey.

	Percent Responding		Mean	Max ME	Perceived Stress Scale
MEMBER DEMOGRAPHICS					
Total DoD	97	±1	5.4	±0.1	
ARNG	97	±1	5.8	±0.2	
USAR	97	±1	5.6	±0.2	
USNR	97	±2	5.0	±0.3	
USMCR	97	±1	5.6	±0.3	
ANG	96	±2	4.8	±0.3	
USAFR	98	±1	4.7	±0.2	
Enlisted	97	±1	5.6	±0.2	
E1 – E4	97	±1	6.2	±0.3	
E5 – E9	96	±1	5.4	±0.2	
Officers	98	±1	4.8	±0.1	
O1 – O3	97	±2	5.2	±0.2	
O4 – O6	98	±1	4.5	±0.2	
Reserve Unit	97	±1	5.5	±0.1	
Military Technician	96	±2	5.1	±0.3	
AGR/FTS/AR	97	±2	5.0	±0.3	
IMA	98	±2	4.4	±0.3	
Not Activated Past 24 Months	97	±1	5.0	±0.2	
Activated Past 24 Months	97	±1	5.8	±0.2	
Not Deployed Past 24 Months	97	±1	5.1	±0.2	
Deployed Past 24 Months	97	±1	6.0	±0.2	
SPOUSE DEMOGRAPHICS					
Male	97	±2	4.8	±0.3	
Female	97	±1	5.5	±0.1	
No College/Some College	97	±1	5.7	±0.2	
4-Year Degree	98	±1	5.2	±0.2	
Graduate/Professional Degree	97	±2	4.8	±0.2	
Non-Hispanic White	97	±1	5.3	±0.2	
Total Minority	96	±2	5.7	±0.2	
Non-Hispanic Black	93	±3	5.2	±0.4	
Hispanic	96	±2	5.8	±0.3	
30 Years Old or Younger	97	±1	6.0	±0.2	
31 to 40 Years Old	97	±1	5.5	±0.2	
More Than 40 Years Old	96	±1	5.0	±0.2	
FAMILY STATUS					
With Child(ren)	97	±1	5.5	±0.2	
Without Child(ren)	96	±2	5.3	±0.2	

Note. Percent responding are Reserve component spouses who answered the question. Perceived stress scale scores are calculated by reverse coding responses B and C and then summing across the items. The scale ranges from 0 to 16. A higher scale score indicates a higher level of stress. For details, see Cohen & Williamson (1988). Cronbach's coefficient alpha = 0.77.

64. Perceived Stress scale: Constructed from Q64a-d. Perceived Stress can be defined as spouses' stress levels, measured by their emotional experiences/reactions in the month prior to taking the survey.

	Percent Responding		Mean	Max ME	Perceived Stress Scale
MEMBER COMPONENT BY PAYGRADE					
ARNG Enlisted	96	±2	6.0	±0.2	
E1 – E4	97	±2	6.4	±0.4	
E5 – E9	96	±2	5.7	±0.3	
ARNG Officers	97	±2	5.1	±0.3	
O1 – O3	97	±3	5.6	±0.4	
O4 – O6	97	±3	4.4	±0.4	
USAR Enlisted	97	±2	5.8	±0.3	
E1 – E4	97	±2	6.1	±0.5	
E5 – E9	97	±2	5.6	±0.3	
USAR Officers	98	±2	5.2	±0.3	
O1 – O3	98	±2	5.4	±0.4	
O4 – O6	98	±2	4.9	±0.3	
USNR Enlisted	97	±2	5.2	±0.4	
E1 – E4	98	±2	5.7	±0.4	
E5 – E9	96	±3	5.1	±0.4	
USNR Officers	98	±1	4.5	±0.3	
O1 – O3	98	±2	4.8	±0.4	
O4 – O6	98	±2	4.4	±0.4	
USMCR Enlisted	97	±2	6.0	±0.3	
E1 – E4	96	±3	6.0	±0.4	
E5 – E9	98	±2	5.9	±0.4	
USMCR Officers	98	±2	4.5	±0.3	
O1 – O3	98	±3	4.9	±0.5	
O4 – O6	98	±2	4.3	±0.4	
ANG Enlisted	96	±2	4.9	±0.3	
E1 – E4	99	±1	5.4	±0.4	
E5 – E9	95	±3	4.9	±0.3	
ANG Officers	98	±2	4.4	±0.3	
O1 – O3	99	±2	4.6	±0.4	
O4 – O6	97	±2	4.3	±0.4	
USAFR Enlisted	97	±2	4.8	±0.2	
E1 – E4	97	±3	5.4	±0.4	
E5 – E9	97	±2	4.7	±0.3	
USAFR Officers	98	±1	4.2	±0.2	
O1 – O3	97	±2	4.5	±0.4	
O4 – O6	98	±1	4.1	±0.3	

Note. Percent responding are Reserve component spouses who answered the question. Perceived stress scale scores are calculated by reverse coding responses B and C and then summing across the items. The scale ranges from 0 to 16. A higher scale score indicates a higher level of stress. For details, see Cohen & Williamson (1988). Cronbach's coefficient alpha = 0.77.

65. Overall, how would you rate the current level of stress in your personal life?

1. Much less than usual 2. Less than usual 3. About the same as usual
 4. More than usual 5. Much more than usual

	Percent Responding		Percentages					Max ME	Average Level of Stress		
			1	2	3	4	5				
MEMBER DEMOGRAPHICS											
Total DoD	99	±1	4	9	49	29	10	±2	3.3	±0.1	
ARNG	100	±1	4	9	46	29	13	±3	3.4	±0.1	
USAR	99	±1	4	10	45	31	10	±3	3.4	±0.1	
USNR	100	±1	4	11	52	27	6	±4	3.2	±0.1	
USMCR	100	±1	4	10	44	33	10	±4	3.3	±0.1	
ANG	100	±1	4	7	57	25	7	±4	3.3	±0.1	
USAFR	99	±1	4	8	54	27	6	±3	3.2	±0.1	
Enlisted	99	±1	4	9	47	28	11	±2	3.3	±0.1	
E1 – E4	100	±1	4	9	42	32	13	±4	3.4	±0.1	
E5 – E9	99	±1	4	9	49	27	10	±2	3.3	±0.1	
Officers	100	±1	3	8	53	29	8	±2	3.3	±0.1	
O1 – O3	99	±1	3	8	48	33	8	±3	3.3	±0.1	
O4 – O6	100	±1	3	7	56	27	6	±3	3.3	±0.1	
Reserve Unit	100	±1	4	9	48	29	11	±2	3.3	±0.1	
Military Technician	100	±1	4	8	54	25	10	±4	3.3	±0.1	
AGR/FTS/AR	99	±1	5	10	51	25	9	±4	3.2	±0.1	
IMA	100	±1	4	8	56	27	5	±5	3.2	±0.1	
Not Activated Past 24 Months	99	±1	4	9	54	25	8	±3	3.2	±0.1	
Activated Past 24 Months	100	±1	4	8	43	33	13	±2	3.4	±0.1	
Not Deployed Past 24 Months	99	±1	4	9	52	26	8	±2	3.3	±0.1	
Deployed Past 24 Months	100	±1	3	7	42	34	14	±2	3.5	±0.1	
SPOUSE DEMOGRAPHICS											
Male	99	±1	3	8	51	28	9	±4	3.3	±0.1	
Female	100	±1	4	9	48	29	10	±2	3.3	±0.1	
No College/Some College	99	±1	4	9	48	27	12	±2	3.3	±0.1	
4-Year Degree	100	±1	3	8	48	32	8	±3	3.3	±0.1	
Graduate/Professional Degree	100	±1	4	8	51	29	8	±3	3.3	±0.1	
Non-Hispanic White	100	±1	3	7	51	29	10	±2	3.4	±0.1	
Total Minority	99	±1	7	13	42	28	10	±3	3.2	±0.1	
Non-Hispanic Black	99	±1	8	14	43	26	8	±5	3.1	±0.1	
Hispanic	99	±1	7	11	39	30	12	±4	3.3	±0.1	
30 Years Old or Younger	100	±1	4	9	42	32	13	±3	3.4	±0.1	
31 to 40 Years Old	99	±1	3	9	48	31	9	±3	3.3	±0.1	
More Than 40 Years Old	100	±1	4	8	54	24	9	±3	3.3	±0.1	
FAMILY STATUS											
With Child(ren)	99	±1	4	8	49	29	10	±2	3.3	±0.1	
Without Child(ren)	100	±1	4	10	49	27	10	±3	3.3	±0.1	

Note. Percent responding are Reserve component spouses who answered the question.

65. Overall, how would you rate the current level of stress in your personal life?

	Percent Responding		Percentages					Max ME	Average Level of Stress		
			1	2	3	4	5				
MEMBER COMPONENT BY PAYGRADE											
ARNG Enlisted	100	±1	4	9	45	28	14	±3	3.4	±0.1	
E1 – E4	100	±1	5	9	41	30	15	±6	3.4	±0.2	
E5 – E9	100	±1	4	8	47	27	13	±4	3.4	±0.1	
ARNG Officers	99	±1	4	8	49	29	10	±4	3.3	±0.1	
O1 – O3	99	±2	2	8	44	36	10	±6	3.4	±0.1	
O4 – O6	100	±1	5	8	56	24	8	±6	3.2	±0.1	
USAR Enlisted	99	±1	4	10	43	32	11	±4	3.4	±0.1	
E1 – E4	100	±0	3	9	44	33	11	±7	3.4	±0.2	
E5 – E9	99	±2	5	11	42	31	12	±4	3.3	±0.1	
USAR Officers	100	±1	3	8	50	30	8	±4	3.3	±0.1	
O1 – O3	100	±1	4	9	48	31	8	±6	3.3	±0.2	
O4 – O6	99	±1	2	8	52	31	7	±5	3.3	±0.1	
USNR Enlisted	100	±1	4	14	50	26	6	±5	3.2	±0.1	
E1 – E4	99	±2	4	14	39	34	8	±6	3.3	±0.2	
E5 – E9	100	±1	4	14	53	24	6	±6	3.1	±0.2	
USNR Officers	99	±1	3	5	56	29	6	±5	3.3	±0.1	
O1 – O3	99	±1	3	6	56	30	5	±6	3.3	±0.1	
O4 – O6	100	±1	3	5	56	29	7	±6	3.3	±0.1	
USMCR Enlisted	100	±1	4	10	40	34	12	±5	3.4	±0.1	
E1 – E4	100	±0	5	11	37	37	10	±6	3.4	±0.2	
E5 – E9	99	±2	4	9	43	32	13	±7	3.4	±0.2	
USMCR Officers	99	±1	3	9	56	27	5	±5	3.2	±0.1	
O1 – O3	100	±0	3	5	45	38	8	±8	3.4	±0.2	
O4 – O6	99	±1	3	10	60	23	3	±6	3.1	±0.1	
ANG Enlisted	100	±1	3	7	57	25	7	±5	3.3	±0.1	
E1 – E4	99	±1	3	9	46	33	8	±6	3.3	±0.1	
E5 – E9	100	±1	3	7	58	24	7	±5	3.2	±0.1	
ANG Officers	100	±1	4	7	56	26	6	±5	3.2	±0.1	
O1 – O3	100	±1	2	10	53	28	6	±6	3.3	±0.1	
O4 – O6	100	±1	4	6	58	25	6	±6	3.2	±0.1	
USAFR Enlisted	99	±1	5	7	53	28	7	±4	3.2	±0.1	
E1 – E4	100	±1	3	9	50	29	9	±7	3.3	±0.2	
E5 – E9	99	±1	5	7	54	28	6	±4	3.2	±0.1	
USAFR Officers	100	±1	3	9	58	26	4	±4	3.2	±0.1	
O1 – O3	100	±0	3	7	53	31	5	±6	3.3	±0.1	
O4 – O6	100	±1	3	9	59	25	4	±4	3.2	±0.1	

Note. Percent responding are Reserve component spouses who answered the question.

66. Over the past 30 days, have you been bothered by the following problems?

a. Little interest or pleasure in doing things

1. Not at all
4. Nearly every day

2. Several days

3. More than half the days

	Percent Responding		Percentages				Max ME	Average Frequency		
			1	2	3	4				
MEMBER DEMOGRAPHICS										
Total DoD	98	±1	69	23	5	3	±2	1.4	±0.1	■
ARNG	98	±1	64	26	6	4	±3	1.5	±0.1	■
USAR	98	±1	68	23	7	3	±3	1.4	±0.1	■
USNR	97	±2	70	22	6	2	±4	1.4	±0.1	■
USMCR	99	±1	68	24	6	3	±4	1.4	±0.1	■
ANG	98	±1	77	18	3	2	±4	1.3	±0.1	■
USAFR	98	±1	75	20	4	2	±3	1.3	±0.1	■
Enlisted	98	±1	67	23	6	3	±2	1.5	±0.1	■
E1 – E4	99	±1	64	25	7	4	±4	1.5	±0.1	■
E5 – E9	98	±1	69	23	5	3	±2	1.4	±0.1	■
Officers	98	±1	73	21	4	2	±2	1.3	±0.1	■
O1 – O3	98	±2	72	21	5	2	±3	1.4	±0.1	■
O4 – O6	99	±1	75	20	3	1	±2	1.3	±0.1	■
Reserve Unit	98	±1	68	23	6	3	±2	1.4	±0.1	■
Military Technician	99	±1	69	24	4	2	±4	1.4	±0.1	■
AGR/FTS/AR	97	±2	70	23	4	2	±4	1.4	±0.1	■
IMA	98	±2	76	21	3	1	±4	1.3	±0.1	■
Not Activated Past 24 Months	98	±1	73	21	4	2	±2	1.4	±0.1	■
Activated Past 24 Months	98	±1	64	25	7	4	±2	1.5	±0.1	■
Not Deployed Past 24 Months	98	±1	72	21	4	2	±2	1.4	±0.1	■
Deployed Past 24 Months	98	±1	61	27	8	4	±2	1.6	±0.1	■
SPOUSE DEMOGRAPHICS										
Male	98	±2	73	18	6	2	±4	1.4	±0.1	■
Female	98	±1	68	24	5	3	±2	1.4	±0.1	■
No College/Some College	98	±1	66	24	6	4	±2	1.5	±0.1	■
4-Year Degree	98	±1	71	22	4	2	±3	1.4	±0.1	■
Graduate/Professional Degree	98	±1	75	20	4	1	±3	1.3	±0.1	■
Non-Hispanic White	98	±1	70	23	5	3	±2	1.4	±0.1	■
Total Minority	98	±1	66	24	7	4	±3	1.5	±0.1	■
Non-Hispanic Black	98	±2	71	18	7	4	±5	1.4	±0.1	■
Hispanic	98	±2	64	25	7	4	±5	1.5	±0.1	■
30 Years Old or Younger	98	±1	67	24	6	3	±3	1.4	±0.1	■
31 to 40 Years Old	98	±1	70	23	5	2	±3	1.4	±0.1	■
More Than 40 Years Old	98	±1	69	22	5	4	±2	1.4	±0.1	■
FAMILY STATUS										
With Child(ren)	98	±1	68	23	5	3	±2	1.4	±0.1	■
Without Child(ren)	98	±1	68	23	5	3	±3	1.4	±0.1	■

Note. Percent responding are Reserve component spouses who answered the question.

66. Over the past 30 days, have you been bothered by the following problems?

a. Little interest or pleasure in doing things

	Percent Responding		Percentages				Max ME	Average Frequency		
			1	2	3	4				
MEMBER COMPONENT BY PAYGRADE										
ARNG Enlisted	99	±1	62	26	6	5	±3	1.5	±0.1	■
E1 – E4	99	±1	59	28	8	5	±6	1.6	±0.1	■
E5 – E9	99	±1	64	26	6	5	±4	1.5	±0.1	■
ARNG Officers	98	±2	69	24	5	2	±4	1.4	±0.1	■
O1 – O3	97	±2	68	22	6	3	±6	1.5	±0.1	■
O4 – O6	99	±2	69	24	5	2	±6	1.4	±0.1	■
USAR Enlisted	98	±2	67	22	8	3	±4	1.5	±0.1	■
E1 – E4	98	±2	68	22	8	2	±7	1.4	±0.1	■
E5 – E9	97	±2	66	23	8	3	±4	1.5	±0.1	■
USAR Officers	98	±1	71	23	4	2	±4	1.4	±0.1	■
O1 – O3	97	±3	70	23	5	3	±6	1.4	±0.1	■
O4 – O6	99	±2	72	22	4	2	±5	1.3	±0.1	■
USNR Enlisted	97	±3	69	23	7	2	±5	1.4	±0.1	■
E1 – E4	99	±1	69	24	6	1	±6	1.4	±0.1	■
E5 – E9	96	±3	69	22	7	3	±6	1.4	±0.1	■
USNR Officers	99	±1	74	21	3	2	±4	1.3	±0.1	■
O1 – O3	100	±1	72	23	3	2	±6	1.3	±0.1	■
O4 – O6	98	±2	75	20	3	1	±5	1.3	±0.1	■
USMCR Enlisted	99	±1	66	25	7	2	±5	1.5	±0.1	■
E1 – E4	99	±1	65	27	5	3	±6	1.5	±0.1	■
E5 – E9	99	±1	66	22	9	2	±7	1.5	±0.1	■
USMCR Officers	99	±1	76	20	2	3	±4	1.3	±0.1	■
O1 – O3	100	±0	72	25	1	3	±8	1.3	±0.2	■
O4 – O6	98	±2	78	18	2	3	±5	1.3	±0.1	■
ANG Enlisted	98	±1	76	19	3	2	±4	1.3	±0.1	■
E1 – E4	98	±2	69	23	6	2	±6	1.4	±0.1	■
E5 – E9	98	±2	77	18	2	2	±5	1.3	±0.1	■
ANG Officers	99	±1	81	17	2	1	±4	1.2	±0.1	■
O1 – O3	99	±2	82	15	2	0	±5	1.2	±0.1	■
O4 – O6	99	±1	80	17	2	1	±5	1.2	±0.1	■
USAFR Enlisted	98	±1	73	21	4	2	±3	1.3	±0.1	■
E1 – E4	98	±2	71	21	7	1	±7	1.4	±0.1	■
E5 – E9	98	±1	74	21	3	2	±4	1.3	±0.1	■
USAFR Officers	99	±1	80	17	2	1	±3	1.2	±0.1	■
O1 – O3	98	±2	80	16	4	0	±6	1.2	±0.1	■
O4 – O6	99	±1	80	17	2	1	±4	1.2	±0.1	■

Note. Percent responding are Reserve component spouses who answered the question.

66. Over the past 30 days, have you been bothered by the following problems?

b. Feeling down, depressed, or hopeless

1. Not at all
4. Nearly every day

2. Several days

3. More than half the days

	Percent Responding		Percentages				Max ME	Average Frequency		
			1	2	3	4				
MEMBER DEMOGRAPHICS										
Total DoD	98	±1	64	27	5	3	±2	1.5	±0.1	■
ARNG	98	±1	59	29	7	5	±3	1.6	±0.1	■
USAR	97	±1	64	27	6	3	±3	1.5	±0.1	■
USNR	97	±2	67	27	4	2	±4	1.4	±0.1	■
USMCR	99	±1	62	29	5	4	±4	1.5	±0.1	■
ANG	98	±1	72	24	2	2	±4	1.3	±0.1	■
USAFR	98	±1	73	22	3	2	±3	1.3	±0.1	■
Enlisted	98	±1	63	27	6	4	±2	1.5	±0.1	■
E1 – E4	98	±1	59	29	8	5	±4	1.6	±0.1	■
E5 – E9	98	±1	65	27	5	3	±2	1.5	±0.1	■
Officers	98	±1	70	26	3	2	±2	1.4	±0.1	■
O1 – O3	97	±2	67	27	3	2	±3	1.4	±0.1	■
O4 – O6	98	±1	72	24	3	1	±2	1.3	±0.1	■
Reserve Unit	98	±1	63	28	6	3	±2	1.5	±0.1	■
Military Technician	98	±2	66	27	4	2	±4	1.4	±0.1	■
AGR/FTS/AR	97	±2	70	24	3	3	±4	1.4	±0.1	■
IMA	96	±3	76	21	2	1	±4	1.3	±0.1	■
Not Activated Past 24 Months	98	±1	70	24	4	2	±2	1.4	±0.1	■
Activated Past 24 Months	98	±1	59	30	7	4	±2	1.6	±0.1	■
Not Deployed Past 24 Months	97	±1	69	25	5	2	±2	1.4	±0.1	■
Deployed Past 24 Months	98	±1	56	32	7	5	±2	1.6	±0.1	■
SPOUSE DEMOGRAPHICS										
Male	97	±2	73	19	5	2	±4	1.4	±0.1	■
Female	98	±1	63	28	5	3	±2	1.5	±0.1	■
No College/Some College	98	±1	62	27	7	4	±2	1.5	±0.1	■
4-Year Degree	98	±1	66	27	4	2	±3	1.4	±0.1	■
Graduate/Professional Degree	97	±2	70	26	3	1	±3	1.4	±0.1	■
Non-Hispanic White	98	±1	65	27	5	3	±2	1.5	±0.1	■
Total Minority	97	±1	63	27	6	4	±3	1.5	±0.1	■
Non-Hispanic Black	98	±2	71	21	6	2	±5	1.4	±0.1	■
Hispanic	97	±2	60	30	5	5	±5	1.6	±0.1	■
30 Years Old or Younger	98	±1	60	29	7	4	±3	1.5	±0.1	■
31 to 40 Years Old	98	±1	65	27	5	3	±3	1.5	±0.1	■
More Than 40 Years Old	97	±1	67	25	5	3	±2	1.4	±0.1	■
FAMILY STATUS										
With Child(ren)	98	±1	64	27	5	3	±2	1.5	±0.1	■
Without Child(ren)	97	±2	65	26	5	4	±3	1.5	±0.1	■

Note. Percent responding are Reserve component spouses who answered the question.

66. Over the past 30 days, have you been bothered by the following problems?

b. Feeling down, depressed, or hopeless

	Percent Responding		Percentages				Max ME	Average Frequency		
			1	2	3	4				
MEMBER COMPONENT BY PAYGRADE										
ARNG Enlisted	98	±1	58	30	8	5	±3	1.6	±0.1	■
E1 – E4	98	±2	54	31	8	7	±6	1.7	±0.1	■
E5 – E9	98	±2	59	29	7	4	±4	1.6	±0.1	■
ARNG Officers	98	±2	66	27	4	2	±4	1.4	±0.1	■
O1 – O3	97	±3	64	28	5	2	±6	1.5	±0.1	■
O4 – O6	99	±2	69	25	4	2	±6	1.4	±0.1	■
USAR Enlisted	97	±2	63	26	7	3	±4	1.5	±0.1	■
E1 – E4	98	±3	63	25	9	3	±7	1.5	±0.1	■
E5 – E9	97	±2	64	27	6	4	±4	1.5	±0.1	■
USAR Officers	97	±2	66	28	4	2	±4	1.4	±0.1	■
O1 – O3	96	±3	65	30	3	3	±6	1.4	±0.1	■
O4 – O6	98	±2	69	27	4	1	±5	1.4	±0.1	■
USNR Enlisted	97	±2	66	28	4	2	±5	1.4	±0.1	■
E1 – E4	98	±2	61	30	6	3	±6	1.5	±0.1	■
E5 – E9	97	±3	67	27	4	2	±6	1.4	±0.1	■
USNR Officers	98	±2	71	24	3	2	±4	1.4	±0.1	■
O1 – O3	98	±2	69	26	2	3	±6	1.4	±0.1	■
O4 – O6	98	±2	72	23	3	2	±6	1.3	±0.1	■
USMCR Enlisted	99	±1	59	31	6	4	±5	1.5	±0.1	■
E1 – E4	99	±1	55	34	6	5	±6	1.6	±0.1	■
E5 – E9	98	±2	63	28	5	4	±7	1.5	±0.1	■
USMCR Officers	99	±2	71	25	3	2	±5	1.4	±0.1	■
O1 – O3	100	±0	67	26	4	4	±8	1.4	±0.2	■
O4 – O6	98	±2	73	24	2	1	±6	1.3	±0.1	■
ANG Enlisted	98	±2	71	25	3	2	±4	1.4	±0.1	■
E1 – E4	98	±2	66	26	6	2	±6	1.4	±0.1	■
E5 – E9	98	±2	71	25	2	2	±5	1.3	±0.1	■
ANG Officers	99	±1	76	23	1	1	±4	1.3	±0.1	■
O1 – O3	99	±2	77	21	2	1	±5	1.3	±0.1	■
O4 – O6	98	±2	75	23	1	1	±6	1.3	±0.1	■
USAFR Enlisted	98	±1	71	23	4	2	±3	1.4	±0.1	■
E1 – E4	97	±2	68	24	6	2	±6	1.4	±0.1	■
E5 – E9	98	±1	72	23	4	2	±4	1.4	±0.1	■
USAFR Officers	98	±1	77	21	1	1	±3	1.3	±0.1	■
O1 – O3	98	±2	75	22	1	1	±6	1.3	±0.1	■
O4 – O6	98	±2	78	20	1	1	±4	1.3	±0.1	■

Note. Percent responding are Reserve component spouses who answered the question.

66. Over the past 30 days, have you been bothered by the following problems?

c. Trouble falling or staying asleep, or sleeping too much

1. Not at all

2. Several days

3. More than half the days

4. Nearly every day

	Percent Responding		Percentages				Max ME	Average Frequency		
			1	2	3	4				
MEMBER DEMOGRAPHICS										
Total DoD	98	±1	51	30	11	8	±2	1.8	±0.1	
ARNG	98	±1	46	31	12	10	±3	1.9	±0.1	
USAR	98	±1	52	29	11	8	±3	1.8	±0.1	
USNR	97	±2	56	30	7	7	±4	1.7	±0.1	
USMCR	99	±1	47	34	12	7	±4	1.8	±0.1	
ANG	99	±1	57	29	9	6	±4	1.6	±0.1	
USAFR	98	±1	60	28	8	4	±3	1.6	±0.1	
Enlisted	98	±1	50	30	11	9	±2	1.8	±0.1	
E1 – E4	98	±1	47	30	13	11	±4	1.9	±0.1	
E5 – E9	98	±1	51	30	10	8	±2	1.8	±0.1	
Officers	98	±1	57	30	9	4	±2	1.6	±0.1	
O1 – O3	97	±2	57	27	10	5	±3	1.6	±0.1	
O4 – O6	98	±1	58	31	8	3	±3	1.6	±0.1	
Reserve Unit	98	±1	51	30	11	8	±2	1.8	±0.1	
Military Technician	98	±2	52	29	10	9	±4	1.8	±0.1	
AGR/FTS/AR	99	±1	52	32	8	7	±4	1.7	±0.1	
IMA	96	±3	59	33	6	1	±5	1.5	±0.1	
Not Activated Past 24 Months	98	±1	57	28	9	6	±3	1.6	±0.1	
Activated Past 24 Months	98	±1	46	32	12	10	±2	1.9	±0.1	
Not Deployed Past 24 Months	98	±1	55	29	10	6	±2	1.7	±0.1	
Deployed Past 24 Months	98	±1	43	32	13	12	±2	1.9	±0.1	
SPOUSE DEMOGRAPHICS										
Male	98	±1	57	27	10	7	±4	1.7	±0.1	
Female	98	±1	50	30	11	8	±2	1.8	±0.1	
No College/Some College	98	±1	48	30	12	10	±2	1.8	±0.1	
4-Year Degree	98	±1	54	32	9	6	±3	1.7	±0.1	
Graduate/Professional Degree	98	±1	59	28	8	5	±3	1.6	±0.1	
Non-Hispanic White	98	±1	51	31	11	8	±2	1.8	±0.1	
Total Minority	98	±1	53	29	10	9	±3	1.7	±0.1	
Non-Hispanic Black	98	±2	60	24	8	8	±5	1.6	±0.1	
Hispanic	98	±2	49	31	12	9	±5	1.8	±0.1	
30 Years Old or Younger	98	±1	48	29	14	10	±3	1.8	±0.1	
31 to 40 Years Old	98	±1	53	30	9	8	±3	1.7	±0.1	
More Than 40 Years Old	98	±1	52	31	10	8	±3	1.7	±0.1	
FAMILY STATUS										
With Child(ren)	98	±1	53	29	11	8	±2	1.7	±0.1	
Without Child(ren)	98	±1	47	34	11	9	±3	1.8	±0.1	

Note. Percent responding are Reserve component spouses who answered the question.

66. Over the past 30 days, have you been bothered by the following problems?

c. Trouble falling or staying asleep, or sleeping too much

	Percent Responding		Percentages				Max ME	Average Frequency		
			1	2	3	4				
MEMBER COMPONENT BY PAYGRADE										
ARNG Enlisted	99	±1	44	31	13	11	±3	1.9	±0.1	
E1 – E4	98	±2	40	32	13	15	±6	2.0	±0.2	
E5 – E9	99	±1	47	31	13	9	±4	1.8	±0.1	
ARNG Officers	98	±2	53	30	11	6	±4	1.7	±0.1	
O1 – O3	97	±3	54	29	12	5	±6	1.7	±0.1	
O4 – O6	99	±2	56	30	9	5	±6	1.6	±0.1	
USAR Enlisted	97	±2	51	28	11	10	±4	1.8	±0.1	
E1 – E4	99	±2	55	25	13	7	±7	1.7	±0.2	
E5 – E9	97	±2	50	30	9	11	±4	1.8	±0.1	
USAR Officers	98	±1	53	31	11	5	±4	1.7	±0.1	
O1 – O3	97	±3	56	25	11	7	±6	1.7	±0.2	
O4 – O6	99	±1	51	35	10	3	±5	1.7	±0.1	
USNR Enlisted	97	±2	53	30	8	8	±6	1.7	±0.1	
E1 – E4	98	±2	53	26	13	8	±7	1.8	±0.2	
E5 – E9	97	±3	54	31	6	9	±7	1.7	±0.2	
USNR Officers	98	±2	61	29	6	5	±5	1.5	±0.1	
O1 – O3	99	±1	58	31	4	6	±6	1.6	±0.1	
O4 – O6	98	±2	62	28	6	4	±6	1.5	±0.1	
USMCR Enlisted	99	±1	42	36	13	8	±5	1.9	±0.1	
E1 – E4	99	±1	41	34	16	9	±6	1.9	±0.2	
E5 – E9	99	±2	43	38	11	8	±7	1.8	±0.2	
USMCR Officers	98	±2	63	27	8	2	±5	1.5	±0.1	
O1 – O3	100	±0	64	26	8	3	±8	1.5	±0.2	
O4 – O6	98	±2	65	27	6	2	±6	1.4	±0.1	
ANG Enlisted	99	±1	56	29	9	6	±5	1.7	±0.1	
E1 – E4	98	±2	53	31	12	5	±6	1.7	±0.1	
E5 – E9	99	±1	56	28	9	7	±5	1.7	±0.1	
ANG Officers	99	±1	60	31	7	2	±5	1.5	±0.1	
O1 – O3	99	±2	65	26	8	1	±6	1.5	±0.1	
O4 – O6	99	±2	58	33	6	3	±6	1.5	±0.1	
USAFR Enlisted	98	±1	59	28	9	5	±4	1.6	±0.1	
E1 – E4	98	±2	57	27	10	6	±7	1.7	±0.2	
E5 – E9	97	±2	59	28	8	5	±4	1.6	±0.1	
USAFR Officers	98	±1	64	28	6	2	±4	1.5	±0.1	
O1 – O3	98	±2	65	26	6	3	±6	1.5	±0.1	
O4 – O6	98	±2	64	28	6	2	±4	1.5	±0.1	

Note. Percent responding are Reserve component spouses who answered the question.

66. Over the past 30 days, have you been bothered by the following problems?

d. Feeling tired or having little energy

	Percent Responding		Percentages				Max ME	Average Frequency		
			1	2	3	4				
MEMBER COMPONENT BY PAYGRADE										
ARNG Enlisted	98	±1	35	40	13	11	±3	2.0	±0.1	
E1 – E4	98	±2	33	39	14	14	±6	2.1	±0.2	
E5 – E9	98	±1	36	41	13	10	±4	2.0	±0.1	
ARNG Officers	98	±2	39	45	9	7	±4	1.8	±0.1	
O1 – O3	97	±2	38	46	9	7	±6	1.9	±0.1	
O4 – O6	99	±2	41	43	9	6	±6	1.8	±0.1	
USAR Enlisted	97	±2	38	39	13	10	±4	1.9	±0.1	
E1 – E4	97	±3	38	37	16	9	±7	2.0	±0.2	
E5 – E9	97	±2	38	40	12	10	±4	1.9	±0.1	
USAR Officers	97	±2	42	42	10	6	±4	1.8	±0.1	
O1 – O3	95	±3	44	38	12	7	±6	1.8	±0.2	
O4 – O6	99	±2	41	44	10	5	±5	1.8	±0.1	
USNR Enlisted	97	±2	45	35	13	7	±6	1.8	±0.1	
E1 – E4	99	±2	41	35	16	7	±7	1.9	±0.2	
E5 – E9	96	±3	46	35	13	7	±7	1.8	±0.2	
USNR Officers	98	±2	46	42	8	4	±5	1.7	±0.1	
O1 – O3	99	±2	41	46	9	5	±6	1.8	±0.1	
O4 – O6	98	±2	48	40	8	3	±6	1.7	±0.1	
USMCR Enlisted	97	±2	32	43	14	11	±5	2.1	±0.1	
E1 – E4	97	±2	30	45	16	10	±6	2.1	±0.1	
E5 – E9	98	±2	33	41	13	13	±7	2.0	±0.2	
USMCR Officers	97	±2	44	42	10	5	±5	1.8	±0.1	
O1 – O3	100	±0	46	39	9	6	±8	1.7	±0.2	
O4 – O6	96	±3	45	42	9	4	±6	1.7	±0.1	
ANG Enlisted	97	±2	45	40	10	5	±5	1.7	±0.1	
E1 – E4	97	±2	43	40	13	4	±6	1.8	±0.1	
E5 – E9	97	±2	46	40	10	5	±5	1.7	±0.1	
ANG Officers	98	±1	46	43	8	3	±5	1.7	±0.1	
O1 – O3	98	±2	50	39	7	4	±6	1.6	±0.1	
O4 – O6	99	±2	44	44	8	3	±6	1.7	±0.1	
USAFR Enlisted	97	±1	46	40	8	6	±4	1.7	±0.1	
E1 – E4	98	±2	45	38	11	6	±7	1.8	±0.2	
E5 – E9	97	±2	46	41	7	6	±4	1.7	±0.1	
USAFR Officers	98	±1	51	39	8	3	±4	1.6	±0.1	
O1 – O3	97	±3	49	39	8	4	±6	1.7	±0.1	
O4 – O6	98	±2	51	39	8	3	±4	1.6	±0.1	

Note. Percent responding are Reserve component spouses who answered the question.

66. Over the past 30 days, have you been bothered by the following problems?

e. Poor appetite or overeating

1. Not at all

2. Several days

3. More than half the days

4. Nearly every day

	Percent Responding		Percentages				Max ME	Average Frequency		
			1	2	3	4				
MEMBER DEMOGRAPHICS										
Total DoD	98	±1	62	24	8	5	±2	1.6	±0.1	■
ARNG	98	±1	57	26	10	7	±3	1.7	±0.1	■
USAR	97	±1	62	25	9	5	±3	1.6	±0.1	■
USNR	97	±2	65	23	7	5	±4	1.5	±0.1	■
USMCR	98	±1	64	23	7	6	±4	1.6	±0.1	■
ANG	98	±2	70	22	5	4	±4	1.4	±0.1	■
USAFR	98	±1	71	21	5	3	±3	1.4	±0.1	■
Enlisted	98	±1	61	25	9	6	±2	1.6	±0.1	■
E1 – E4	98	±1	58	26	10	6	±4	1.6	±0.1	■
E5 – E9	98	±1	62	24	8	6	±2	1.6	±0.1	■
Officers	97	±1	69	23	6	3	±2	1.4	±0.1	■
O1 – O3	96	±2	67	23	7	3	±3	1.5	±0.1	■
O4 – O6	98	±1	71	22	5	2	±3	1.4	±0.1	■
Reserve Unit	98	±1	62	25	8	5	±2	1.6	±0.1	■
Military Technician	97	±2	63	23	9	5	±4	1.6	±0.1	■
AGR/FTS/AR	97	±2	66	23	6	5	±4	1.5	±0.1	■
IMA	97	±2	69	24	6	1	±5	1.4	±0.1	■
Not Activated Past 24 Months	98	±1	68	21	7	4	±2	1.5	±0.1	■
Activated Past 24 Months	97	±1	56	28	10	7	±2	1.7	±0.1	■
Not Deployed Past 24 Months	97	±1	66	23	7	4	±2	1.5	±0.1	■
Deployed Past 24 Months	98	±1	54	28	11	7	±2	1.7	±0.1	■
SPOUSE DEMOGRAPHICS										
Male	97	±2	70	19	7	3	±4	1.4	±0.1	■
Female	98	±1	61	25	8	5	±2	1.6	±0.1	■
No College/Some College	98	±1	59	25	9	6	±2	1.6	±0.1	■
4-Year Degree	97	±1	65	24	7	4	±3	1.5	±0.1	■
Graduate/Professional Degree	97	±2	69	22	6	3	±3	1.4	±0.1	■
Non-Hispanic White	98	±1	62	26	8	5	±2	1.6	±0.1	■
Total Minority	97	±1	64	22	8	6	±3	1.6	±0.1	■
Non-Hispanic Black	97	±2	70	19	7	4	±5	1.4	±0.1	■
Hispanic	96	±2	61	22	9	8	±5	1.6	±0.1	■
30 Years Old or Younger	98	±1	59	25	10	6	±3	1.6	±0.1	■
31 to 40 Years Old	98	±1	64	23	8	5	±3	1.5	±0.1	■
More Than 40 Years Old	97	±1	63	25	7	5	±3	1.5	±0.1	■
FAMILY STATUS										
With Child(ren)	98	±1	63	24	8	5	±2	1.6	±0.1	■
Without Child(ren)	98	±1	61	26	8	6	±3	1.6	±0.1	■

Note. Percent responding are Reserve component spouses who answered the question.

66. Over the past 30 days, have you been bothered by the following problems?

e. Poor appetite or overeating

	Percent Responding		Percentages				Max ME	Average Frequency		
			1	2	3	4				
MEMBER COMPONENT BY PAYGRADE										
ARNG Enlisted	98	±1	55	27	10	7	±3	1.7	±0.1	
E1 – E4	98	±2	53	28	11	8	±6	1.7	±0.1	
E5 – E9	98	±1	56	26	10	7	±4	1.7	±0.1	
ARNG Officers	96	±2	65	24	7	4	±4	1.5	±0.1	
O1 – O3	96	±3	65	22	9	4	±6	1.5	±0.1	
O4 – O6	98	±2	69	22	6	3	±6	1.4	±0.1	
USAR Enlisted	97	±2	60	25	9	5	±4	1.6	±0.1	
E1 – E4	97	±3	61	25	9	5	±7	1.6	±0.2	
E5 – E9	97	±2	60	25	9	6	±4	1.6	±0.1	
USAR Officers	97	±2	66	24	8	3	±4	1.5	±0.1	
O1 – O3	95	±3	64	25	9	2	±6	1.5	±0.1	
O4 – O6	97	±2	67	23	7	2	±5	1.4	±0.1	
USNR Enlisted	97	±2	63	23	8	6	±5	1.6	±0.1	
E1 – E4	99	±2	65	19	11	4	±6	1.5	±0.1	
E5 – E9	97	±3	62	24	7	7	±7	1.6	±0.2	
USNR Officers	98	±2	71	22	5	2	±4	1.4	±0.1	
O1 – O3	99	±2	67	24	4	4	±6	1.5	±0.1	
O4 – O6	97	±2	73	21	5	1	±6	1.3	±0.1	
USMCR Enlisted	98	±2	61	25	7	8	±5	1.6	±0.1	
E1 – E4	97	±2	59	28	7	7	±6	1.6	±0.1	
E5 – E9	99	±2	62	22	8	8	±7	1.6	±0.2	
USMCR Officers	98	±2	73	19	6	3	±5	1.4	±0.1	
O1 – O3	99	±2	71	20	5	4	±8	1.4	±0.2	
O4 – O6	98	±2	75	18	6	2	±6	1.3	±0.1	
ANG Enlisted	97	±2	69	22	6	4	±5	1.5	±0.1	
E1 – E4	97	±2	64	23	8	4	±6	1.5	±0.1	
E5 – E9	97	±2	69	22	5	4	±5	1.4	±0.1	
ANG Officers	99	±1	74	22	3	1	±4	1.3	±0.1	
O1 – O3	99	±2	77	18	4	1	±5	1.3	±0.1	
O4 – O6	99	±1	73	23	3	1	±6	1.3	±0.1	
USAFR Enlisted	97	±2	70	22	5	3	±3	1.4	±0.1	
E1 – E4	97	±3	71	21	5	3	±6	1.4	±0.1	
E5 – E9	97	±2	69	22	5	3	±4	1.4	±0.1	
USAFR Officers	98	±1	74	20	5	1	±3	1.3	±0.1	
O1 – O3	97	±2	73	22	4	1	±6	1.3	±0.1	
O4 – O6	98	±1	75	19	5	2	±4	1.3	±0.1	

Note. Percent responding are Reserve component spouses who answered the question.

66. Over the past 30 days, have you been bothered by the following problems?

f. Feeling bad about yourself—or that you are a failure or have let yourself or your family down

- 1. Not at all
- 2. Several days
- 3. More than half the days
- 4. Nearly every day

	Percent Responding		Percentages				Max ME	Average Frequency		Bar
			1	2	3	4				
MEMBER DEMOGRAPHICS										
Total DoD	98	±1	72	19	5	4	±2	1.4	±0.1	■
ARNG	98	±1	68	20	6	6	±3	1.5	±0.1	■
USAR	97	±1	71	19	6	3	±3	1.4	±0.1	■
USNR	97	±2	73	20	5	3	±4	1.4	±0.1	■
USMCR	98	±1	71	19	5	5	±4	1.4	±0.1	■
ANG	98	±1	76	19	3	2	±4	1.3	±0.1	■
USAFR	98	±1	79	15	4	2	±3	1.3	±0.1	■
Enlisted	98	±1	70	20	6	4	±2	1.4	±0.1	■
E1 – E4	98	±1	66	22	7	5	±4	1.5	±0.1	■
E5 – E9	98	±1	72	19	5	4	±2	1.4	±0.1	■
Officers	98	±1	77	18	4	2	±2	1.3	±0.1	■
O1 – O3	97	±2	75	18	5	2	±3	1.3	±0.1	■
O4 – O6	98	±1	79	17	3	2	±2	1.3	±0.1	■
Reserve Unit	98	±1	71	20	5	4	±2	1.4	±0.1	■
Military Technician	98	±1	72	20	4	4	±4	1.4	±0.1	■
AGR/FTS/AR	98	±1	77	15	4	4	±4	1.4	±0.1	■
IMA	98	±2	80	17	2	1	±4	1.2	±0.1	■
Not Activated Past 24 Months	98	±1	75	17	4	4	±2	1.4	±0.1	■
Activated Past 24 Months	98	±1	68	21	6	4	±2	1.5	±0.1	■
Not Deployed Past 24 Months	98	±1	74	18	5	3	±2	1.4	±0.1	■
Deployed Past 24 Months	98	±1	67	22	6	5	±2	1.5	±0.1	■
SPOUSE DEMOGRAPHICS										
Male	98	±2	77	15	5	3	±4	1.3	±0.1	■
Female	98	±1	71	20	5	4	±2	1.4	±0.1	■
No College/Some College	98	±1	70	19	6	5	±2	1.5	±0.1	■
4-Year Degree	98	±1	72	20	4	3	±3	1.4	±0.1	■
Graduate/Professional Degree	98	±1	77	18	4	2	±3	1.3	±0.1	■
Non-Hispanic White	98	±1	72	20	5	4	±2	1.4	±0.1	■
Total Minority	98	±1	72	18	6	4	±3	1.4	±0.1	■
Non-Hispanic Black	97	±2	78	14	6	3	±5	1.3	±0.1	■
Hispanic	98	±2	70	18	5	7	±4	1.5	±0.1	■
30 Years Old or Younger	98	±1	68	20	7	5	±3	1.5	±0.1	■
31 to 40 Years Old	98	±1	71	20	5	4	±3	1.4	±0.1	■
More Than 40 Years Old	98	±1	74	18	4	3	±2	1.4	±0.1	■
FAMILY STATUS										
With Child(ren)	98	±1	71	20	5	4	±2	1.4	±0.1	■
Without Child(ren)	98	±1	73	18	5	4	±3	1.4	±0.1	■

Note. Percent responding are Reserve component spouses who answered the question.

66. Over the past 30 days, have you been bothered by the following problems?

f. Feeling bad about yourself—or that you are a failure or have let yourself or your family down

	Percent Responding		Percentages				Max ME	Average Frequency		
			1	2	3	4				
MEMBER COMPONENT BY PAYGRADE										
ARNG Enlisted	99	±1	67	20	7	6	±3	1.5	±0.1	■
E1 – E4	99	±2	63	23	7	7	±6	1.6	±0.1	■
E5 – E9	98	±1	69	19	6	6	±4	1.5	±0.1	■
ARNG Officers	98	±2	73	20	5	2	±4	1.4	±0.1	■
O1 – O3	97	±2	72	20	6	2	±6	1.4	±0.1	■
O4 – O6	98	±2	76	18	3	3	±6	1.3	±0.1	■
USAR Enlisted	97	±2	70	20	7	4	±4	1.4	±0.1	■
E1 – E4	97	±3	66	23	7	4	±7	1.5	±0.1	■
E5 – E9	97	±2	72	18	6	4	±4	1.4	±0.1	■
USAR Officers	97	±2	76	17	5	2	±3	1.3	±0.1	■
O1 – O3	96	±3	75	18	5	2	±6	1.3	±0.1	■
O4 – O6	98	±2	77	17	5	1	±4	1.3	±0.1	■
USNR Enlisted	97	±2	70	21	6	3	±5	1.4	±0.1	■
E1 – E4	99	±1	72	18	7	3	±6	1.4	±0.1	■
E5 – E9	97	±3	69	22	6	3	±6	1.4	±0.1	■
USNR Officers	98	±2	81	15	2	2	±4	1.3	±0.1	■
O1 – O3	99	±2	78	17	3	3	±5	1.3	±0.1	■
O4 – O6	98	±2	82	15	2	1	±5	1.2	±0.1	■
USMCR Enlisted	99	±1	68	21	5	6	±4	1.5	±0.1	■
E1 – E4	99	±2	65	21	7	6	±6	1.5	±0.1	■
E5 – E9	99	±2	71	20	4	5	±6	1.4	±0.1	■
USMCR Officers	98	±2	79	15	4	3	±4	1.3	±0.1	■
O1 – O3	99	±2	78	12	6	4	±8	1.4	±0.2	■
O4 – O6	97	±2	80	15	2	2	±5	1.3	±0.1	■
ANG Enlisted	98	±2	75	19	3	2	±4	1.3	±0.1	■
E1 – E4	98	±2	73	19	6	2	±6	1.4	±0.1	■
E5 – E9	98	±2	75	19	3	3	±5	1.3	±0.1	■
ANG Officers	99	±1	78	19	3	1	±4	1.3	±0.1	■
O1 – O3	99	±2	81	16	2	1	±5	1.2	±0.1	■
O4 – O6	99	±1	77	20	3	0	±6	1.3	±0.1	■
USAFR Enlisted	98	±1	77	16	4	2	±3	1.3	±0.1	■
E1 – E4	98	±2	73	20	4	3	±6	1.4	±0.1	■
E5 – E9	98	±1	78	15	5	2	±4	1.3	±0.1	■
USAFR Officers	98	±1	83	14	2	1	±3	1.2	±0.1	■
O1 – O3	98	±2	81	18	1	1	±5	1.2	±0.1	■
O4 – O6	98	±2	84	13	2	1	±4	1.2	±0.1	■

Note. Percent responding are Reserve component spouses who answered the question.

66. Over the past 30 days, have you been bothered by the following problems?

g. Trouble concentrating on things, such as reading the newspaper or watching television

	Percent Responding		Percentages				Max ME	Average Frequency		
			1	2	3	4				
MEMBER COMPONENT BY PAYGRADE										
ARNG Enlisted	99	±1	70	19	7	5	±3	1.5	±0.1	■
E1 – E4	99	±1	68	18	8	6	±5	1.5	±0.1	■
E5 – E9	98	±1	71	19	6	4	±4	1.4	±0.1	■
ARNG Officers	98	±2	75	19	3	3	±4	1.3	±0.1	■
O1 – O3	97	±2	75	19	3	3	±6	1.3	±0.1	■
O4 – O6	99	±2	77	18	3	3	±6	1.3	±0.1	■
USAR Enlisted	97	±2	74	18	6	3	±4	1.4	±0.1	■
E1 – E4	98	±2	74	17	6	3	±6	1.4	±0.1	■
E5 – E9	97	±2	74	18	6	3	±4	1.4	±0.1	■
USAR Officers	98	±1	75	19	4	2	±4	1.3	±0.1	■
O1 – O3	97	±3	74	18	6	3	±6	1.4	±0.1	■
O4 – O6	99	±2	78	18	2	1	±4	1.3	±0.1	■
USNR Enlisted	97	±2	77	15	5	3	±5	1.3	±0.1	■
E1 – E4	99	±2	76	17	5	2	±6	1.3	±0.1	■
E5 – E9	97	±3	77	15	5	3	±6	1.3	±0.1	■
USNR Officers	98	±2	83	14	2	1	±4	1.2	±0.1	■
O1 – O3	99	±2	82	14	2	2	±5	1.2	±0.1	■
O4 – O6	97	±2	83	14	2	1	±5	1.2	±0.1	■
USMCR Enlisted	99	±1	73	19	5	3	±4	1.4	±0.1	■
E1 – E4	99	±1	74	18	6	2	±5	1.4	±0.1	■
E5 – E9	99	±1	72	20	4	4	±6	1.4	±0.1	■
USMCR Officers	98	±2	82	15	1	2	±4	1.2	±0.1	■
O1 – O3	100	±0	85	12	2	2	±7	1.2	±0.1	■
O4 – O6	98	±2	83	14	1	2	±5	1.2	±0.1	■
ANG Enlisted	99	±1	78	17	3	2	±4	1.3	±0.1	■
E1 – E4	97	±2	77	14	5	4	±5	1.3	±0.1	■
E5 – E9	99	±1	78	17	3	2	±5	1.3	±0.1	■
ANG Officers	98	±2	85	12	2	1	±4	1.2	±0.1	■
O1 – O3	98	±2	86	12	2	1	±5	1.2	±0.1	■
O4 – O6	98	±2	84	12	3	1	±5	1.2	±0.1	■
USAFR Enlisted	98	±1	80	15	4	1	±3	1.3	±0.1	■
E1 – E4	98	±2	81	14	4	1	±6	1.2	±0.1	■
E5 – E9	98	±1	79	15	5	2	±4	1.3	±0.1	■
USAFR Officers	98	±1	84	13	2	1	±3	1.2	±0.1	■
O1 – O3	97	±3	83	14	2	1	±5	1.2	±0.1	■
O4 – O6	98	±2	85	13	2	1	±3	1.2	±0.1	■

Note. Percent responding are Reserve component spouses who answered the question.

66. Over the past 30 days, have you been bothered by the following problems?

h. Moving or speaking so slowly that other people could have noticed. Or the opposite—being so fidgety or restless that you have been moving around a lot more than usual

- 1. Not at all
- 2. Several days
- 3. More than half the days
- 4. Nearly every day

	Percent Responding		Percentages				Max ME	Average Frequency		
			1	2	3	4				
MEMBER DEMOGRAPHICS										
Total DoD	98	±1	87	9	3	1	±1	1.2	±0.1	
ARNG	98	±1	85	10	4	2	±2	1.2	±0.1	
USAR	98	±1	87	9	3	1	±2	1.2	±0.1	
USNR	97	±2	88	9	2	1	±3	1.2	±0.1	
USMCR	99	±1	86	10	2	2	±3	1.2	±0.1	
ANG	99	±1	91	6	2	1	±3	1.1	±0.1	
USAFR	98	±1	92	6	2	1	±2	1.1	±0.1	
Enlisted	98	±1	86	9	3	2	±2	1.2	±0.1	
E1 – E4	98	±1	83	11	4	2	±3	1.3	±0.1	
E5 – E9	98	±1	87	9	3	2	±2	1.2	±0.1	
Officers	98	±1	91	7	1	1	±2	1.1	±0.1	
O1 – O3	97	±2	91	6	2	1	±2	1.1	±0.1	
O4 – O6	98	±1	92	6	1	0	±2	1.1	±0.1	
Reserve Unit	98	±1	87	9	3	1	±2	1.2	±0.1	
Military Technician	99	±1	86	11	3	1	±3	1.2	±0.1	
AGR/FTS/AR	98	±1	89	7	2	1	±3	1.2	±0.1	
IMA	97	±2	91	7	1	0	±4	1.1	±0.1	
Not Activated Past 24 Months	98	±1	89	8	2	1	±2	1.2	±0.1	
Activated Past 24 Months	98	±1	85	10	3	2	±2	1.2	±0.1	
Not Deployed Past 24 Months	98	±1	89	8	3	1	±2	1.2	±0.1	
Deployed Past 24 Months	98	±1	84	11	3	2	±2	1.2	±0.1	
SPOUSE DEMOGRAPHICS										
Male	98	±2	86	8	3	2	±3	1.2	±0.1	
Female	98	±1	87	9	3	1	±1	1.2	±0.1	
No College/Some College	98	±1	85	10	4	2	±2	1.2	±0.1	
4-Year Degree	98	±1	89	8	1	1	±2	1.1	±0.1	
Graduate/Professional Degree	98	±2	92	5	1	1	±2	1.1	±0.1	
Non-Hispanic White	98	±1	88	8	3	1	±2	1.2	±0.1	
Total Minority	98	±1	85	10	3	2	±2	1.2	±0.1	
Non-Hispanic Black	98	±1	88	8	3	1	±4	1.2	±0.1	
Hispanic	97	±2	83	10	3	3	±4	1.3	±0.1	
30 Years Old or Younger	98	±1	86	9	3	2	±2	1.2	±0.1	
31 to 40 Years Old	98	±1	88	9	3	1	±2	1.2	±0.1	
More Than 40 Years Old	98	±1	87	9	3	1	±2	1.2	±0.1	
FAMILY STATUS										
With Child(ren)	98	±1	87	8	3	1	±2	1.2	±0.1	
Without Child(ren)	98	±1	86	9	3	2	±2	1.2	±0.1	

Note: Percent responding are Reserve component spouses who answered the question.

66. Over the past 30 days, have you been bothered by the following problems?

- h. Moving or speaking so slowly that other people could have noticed. Or the opposite—being so fidgety or restless that you have been moving around a lot more than usual

	Percent Responding		Percentages				Max ME	Average Frequency		
			1	2	3	4				
MEMBER COMPONENT BY PAYGRADE										
ARNG Enlisted	98	±1	83	11	4	2	±3	1.3	±0.1	■
E1 – E4	98	±2	82	11	5	2	±4	1.3	±0.1	■
E5 – E9	99	±1	84	10	4	2	±3	1.2	±0.1	■
ARNG Officers	98	±2	91	7	2	1	±3	1.1	±0.1	■
O1 – O3	97	±3	91	6	2	1	±4	1.1	±0.1	■
O4 – O6	99	±2	91	7	1	1	±4	1.1	±0.1	■
USAR Enlisted	97	±2	86	9	3	2	±3	1.2	±0.1	■
E1 – E4	98	±2	82	11	4	3	±6	1.3	±0.1	■
E5 – E9	97	±2	88	8	3	1	±3	1.2	±0.1	■
USAR Officers	98	±2	89	9	2	0	±3	1.1	±0.1	■
O1 – O3	97	±3	88	9	3	0	±5	1.1	±0.1	■
O4 – O6	98	±2	90	8	1	0	±3	1.1	±0.1	■
USNR Enlisted	97	±2	86	10	3	1	±5	1.2	±0.1	■
E1 – E4	98	±2	88	9	2	1	±5	1.2	±0.1	■
E5 – E9	96	±3	85	10	3	2	±6	1.2	±0.1	■
USNR Officers	98	±2	92	6	1	1	±3	1.1	±0.1	■
O1 – O3	98	±2	90	7	2	1	±4	1.1	±0.1	■
O4 – O6	98	±2	93	6	1	0	±4	1.1	±0.1	■
USMCR Enlisted	99	±1	84	11	3	3	±4	1.2	±0.1	■
E1 – E4	99	±1	83	12	3	2	±5	1.2	±0.1	■
E5 – E9	99	±2	84	11	2	3	±6	1.2	±0.1	■
USMCR Officers	98	±2	94	4	1	1	±3	1.1	±0.1	■
O1 – O3	98	±3	92	5	2	1	±6	1.1	±0.1	■
O4 – O6	98	±2	96	2	1	1	±3	1.1	±0.1	■
ANG Enlisted	99	±1	90	7	2	1	±3	1.1	±0.1	■
E1 – E4	98	±2	88	9	1	2	±4	1.2	±0.1	■
E5 – E9	99	±1	90	6	2	1	±4	1.1	±0.1	■
ANG Officers	99	±1	94	5	0	0	±3	1.1	±0.1	■
O1 – O3	99	±2	94	5	0	1	±4	1.1	±0.1	■
O4 – O6	99	±1	94	5	1	0	±4	1.1	±0.1	■
USAFR Enlisted	98	±1	91	7	2	1	±2	1.1	±0.1	■
E1 – E4	97	±2	90	8	2	0	±5	1.1	±0.1	■
E5 – E9	98	±2	91	6	2	1	±3	1.1	±0.1	■
USAFR Officers	98	±1	94	5	1	0	±2	1.1	±0.1	■
O1 – O3	97	±2	94	3	2	0	±4	1.1	±0.1	■
O4 – O6	98	±2	94	5	1	0	±3	1.1	±0.1	■

Note. Percent responding are Reserve component spouses who answered the question.

66. Depression scale: Constructed from Q66a-h. The Depression scale measures the severity of depression symptoms.

	Percent Responding		Mean	Max ME	Depression Scale
MEMBER DEMOGRAPHICS					
Total DoD	93	±1	1.5	±0.1	■
ARNG	94	±2	1.6	±0.1	■
USAR	93	±2	1.5	±0.1	■
USNR	92	±3	1.4	±0.1	■
USMCR	95	±2	1.5	±0.1	■
ANG	93	±2	1.4	±0.1	■
USAFR	93	±2	1.4	±0.1	■
Enlisted	93	±1	1.5	±0.1	■
E1 – E4	93	±2	1.6	±0.1	■
E5 – E9	93	±1	1.5	±0.1	■
Officers	94	±1	1.4	±0.1	■
O1 – O3	93	±2	1.4	±0.1	■
O4 – O6	95	±1	1.4	±0.1	■
Reserve Unit	94	±1	1.5	±0.1	■
Military Technician	93	±2	1.5	±0.1	■
AGR/FTS/AR	93	±3	1.4	±0.1	■
IMA	93	±3	1.3	±0.1	■
Not Activated Past 24 Months	93	±1	1.4	±0.1	■
Activated Past 24 Months	93	±1	1.6	±0.1	■
Not Deployed Past 24 Months	93	±1	1.4	±0.1	■
Deployed Past 24 Months	94	±1	1.6	±0.1	■
SPOUSE DEMOGRAPHICS					
Male	93	±2	1.4	±0.1	■
Female	94	±1	1.5	±0.1	■
No College/Some College	94	±1	1.6	±0.1	■
4-Year Degree	94	±2	1.4	±0.1	■
Graduate/Professional Degree	93	±2	1.4	±0.1	■
Non-Hispanic White	94	±1	1.5	±0.1	■
Total Minority	93	±2	1.5	±0.1	■
Non-Hispanic Black	93	±3	1.4	±0.1	■
Hispanic	92	±3	1.6	±0.1	■
30 Years Old or Younger	94	±2	1.6	±0.1	■
31 to 40 Years Old	94	±1	1.5	±0.1	■
More Than 40 Years Old	92	±2	1.5	±0.1	■
FAMILY STATUS					
With Child(ren)	94	±1	1.5	±0.1	■
Without Child(ren)	93	±2	1.5	±0.1	■

Note. Percent responding are Reserve component spouses who answered the question. The scale ranges from 1 to 4. Higher scores indicate higher levels of depression. Cronbach's coefficient alpha = 0.92. One item, "Thoughts that you would be better off dead, or of hurting yourself in some way," on the Patient Health Questionnaire (PHQ-9) Depression scale was excluded from this survey.

66. Depression scale: Constructed from Q66a-h. The Depression scale measures the severity of depression symptoms.

	Percent Responding		Mean	Max ME	Depression Scale
MEMBER COMPONENT BY PAYGRADE					
ARNG Enlisted	94	±2	1.6	±0.1	■
E1 – E4	94	±3	1.7	±0.1	■
E5 – E9	95	±2	1.6	±0.1	■
ARNG Officers	94	±2	1.5	±0.1	■
O1 – O3	94	±3	1.5	±0.1	■
O4 – O6	95	±3	1.4	±0.1	■
USAR Enlisted	92	±2	1.5	±0.1	■
E1 – E4	92	±4	1.5	±0.1	■
E5 – E9	93	±3	1.5	±0.1	■
USAR Officers	94	±2	1.4	±0.1	■
O1 – O3	91	±4	1.4	±0.1	■
O4 – O6	95	±2	1.4	±0.1	■
USNR Enlisted	91	±4	1.5	±0.1	■
E1 – E4	94	±3	1.5	±0.1	■
E5 – E9	90	±4	1.5	±0.1	■
USNR Officers	94	±2	1.4	±0.1	■
O1 – O3	94	±3	1.4	±0.1	■
O4 – O6	94	±3	1.3	±0.1	■
USMCR Enlisted	95	±2	1.6	±0.1	■
E1 – E4	95	±3	1.6	±0.1	■
E5 – E9	95	±3	1.6	±0.1	■
USMCR Officers	94	±2	1.4	±0.1	■
O1 – O3	97	±3	1.4	±0.1	■
O4 – O6	94	±3	1.3	±0.1	■
ANG Enlisted	92	±3	1.4	±0.1	■
E1 – E4	92	±3	1.5	±0.1	■
E5 – E9	92	±3	1.4	±0.1	■
ANG Officers	96	±2	1.3	±0.1	■
O1 – O3	96	±3	1.3	±0.1	■
O4 – O6	96	±3	1.3	±0.1	■
USAFR Enlisted	93	±2	1.4	±0.1	■
E1 – E4	94	±3	1.4	±0.1	■
E5 – E9	92	±2	1.4	±0.1	■
USAFR Officers	94	±2	1.3	±0.1	■
O1 – O3	94	±3	1.3	±0.1	■
O4 – O6	94	±2	1.3	±0.1	■

Note. Percent responding are Reserve component spouses who answered the question. The scale ranges from 1 to 4. Higher scores indicate higher levels of depression. Cronbach's coefficient alpha = 0.92. One item, "Thoughts that you would be better off dead, or of hurting yourself in some way," on the Patient Health Questionnaire (PHQ-9) Depression scale was excluded from this survey.

67. During the past 4 weeks, how often did you feel...

a. So sad that nothing could cheer you up?

1. None of the time
4. Most of the time

2. Little of the time
5. All of the time

3. Some of the time

	Percent Responding		Percentages					Max ME	Frequency of Occurrence		
			1	2	3	4	5				
MEMBER DEMOGRAPHICS											
Total DoD	99	±1	72	16	9	2	1	±2	1.4	±0.1	■
ARNG	99	±1	67	17	11	3	2	±3	1.5	±0.1	■
USAR	98	±1	70	17	10	3	0	±3	1.5	±0.1	■
USNR	98	±2	73	17	8	2	0	±4	1.4	±0.1	■
USMCR	99	±1	71	17	9	3	1	±4	1.5	±0.1	■
ANG	99	±1	79	12	7	1	0	±4	1.3	±0.1	■
USAFR	98	±1	81	12	6	1	0	±3	1.3	±0.1	■
Enlisted	99	±1	70	16	10	3	1	±2	1.5	±0.1	■
E1 – E4	99	±1	66	18	12	3	1	±3	1.6	±0.1	■
E5 – E9	98	±1	72	16	9	2	1	±2	1.5	±0.1	■
Officers	98	±1	77	15	7	1	0	±2	1.3	±0.1	■
O1 – O3	98	±1	76	15	7	2	0	±3	1.3	±0.1	■
O4 – O6	99	±1	80	13	6	0	0	±2	1.3	±0.1	■
Reserve Unit	99	±1	71	16	10	2	1	±2	1.5	±0.1	■
Military Technician	99	±1	72	17	9	1	0	±4	1.4	±0.1	■
AGR/FTS/AR	98	±1	76	15	5	3	1	±4	1.4	±0.1	■
IMA	98	±2	83	12	4	1	0	±4	1.2	±0.1	■
Not Activated Past 24 Months	99	±1	76	15	7	2	1	±2	1.4	±0.1	■
Activated Past 24 Months	98	±1	68	17	11	3	1	±2	1.5	±0.1	■
Not Deployed Past 24 Months	99	±1	75	15	8	2	1	±2	1.4	±0.1	■
Deployed Past 24 Months	99	±1	65	18	13	3	1	±2	1.6	±0.1	■
SPOUSE DEMOGRAPHICS											
Male	98	±2	79	10	8	2	1	±4	1.4	±0.1	■
Female	99	±1	71	17	10	2	1	±2	1.5	±0.1	■
No College/Some College	98	±1	68	17	11	3	1	±2	1.5	±0.1	■
4-Year Degree	99	±1	75	16	8	1	0	±3	1.4	±0.1	■
Graduate/Professional Degree	98	±1	80	13	6	1	0	±3	1.3	±0.1	■
Non-Hispanic White	99	±1	73	16	9	2	1	±2	1.4	±0.1	■
Total Minority	98	±1	68	17	11	3	1	±3	1.5	±0.1	■
Non-Hispanic Black	97	±2	76	11	9	4	1	±5	1.4	±0.1	■
Hispanic	98	±2	65	18	12	3	2	±5	1.6	±0.1	■
30 Years Old or Younger	99	±1	68	17	11	3	1	±3	1.5	±0.1	■
31 to 40 Years Old	98	±1	73	16	9	2	1	±3	1.4	±0.1	■
More Than 40 Years Old	99	±1	73	15	9	2	1	±2	1.4	±0.1	■
FAMILY STATUS											
With Child(ren)	99	±1	72	16	9	2	1	±2	1.4	±0.1	■
Without Child(ren)	98	±1	70	16	10	3	1	±3	1.5	±0.1	■

Note. Percent responding are Reserve component spouses who answered the question.

67. During the past 4 weeks, how often did you feel...

a. So sad that nothing could cheer you up?

	Percent Responding		Percentages					Max ME	Frequency of Occurrence		
			1	2	3	4	5				
MEMBER COMPONENT BY PAYGRADE											
ARNG Enlisted	99	±1	66	18	11	3	2	±3	1.6	±0.1	■
E1 – E4	99	±1	62	19	13	3	2	±5	1.6	±0.1	■
E5 – E9	99	±1	68	17	11	3	2	±4	1.5	±0.1	■
ARNG Officers	98	±2	74	16	9	1	0	±4	1.4	±0.1	■
O1 – O3	97	±2	74	15	9	2	0	±6	1.4	±0.1	■
O4 – O6	99	±2	77	15	7	1	1	±6	1.3	±0.1	■
USAR Enlisted	98	±2	69	17	11	3	0	±4	1.5	±0.1	■
E1 – E4	99	±2	67	15	13	4	0	±6	1.5	±0.2	■
E5 – E9	97	±2	69	17	10	3	1	±4	1.5	±0.1	■
USAR Officers	98	±1	73	17	8	1	0	±4	1.4	±0.1	■
O1 – O3	97	±2	73	17	7	2	0	±6	1.4	±0.1	■
O4 – O6	99	±2	75	16	9	0	0	±4	1.4	±0.1	■
USNR Enlisted	98	±2	70	18	9	3	0	±5	1.4	±0.1	■
E1 – E4	99	±2	68	18	10	3	1	±6	1.5	±0.1	■
E5 – E9	98	±2	71	18	8	3	0	±6	1.4	±0.1	■
USNR Officers	99	±1	80	14	5	1	0	±4	1.3	±0.1	■
O1 – O3	100	±1	79	14	4	2	1	±5	1.3	±0.1	■
O4 – O6	98	±2	80	14	5	0	0	±5	1.2	±0.1	■
USMCR Enlisted	99	±1	67	18	11	3	1	±5	1.5	±0.1	■
E1 – E4	99	±1	64	19	13	2	1	±6	1.6	±0.1	■
E5 – E9	99	±2	70	17	8	4	1	±7	1.5	±0.2	■
USMCR Officers	99	±1	81	12	5	1	0	±4	1.3	±0.1	■
O1 – O3	100	±0	80	10	7	3	0	±8	1.3	±0.2	■
O4 – O6	98	±2	83	13	3	1	0	±5	1.2	±0.1	■
ANG Enlisted	99	±1	78	13	8	1	0	±4	1.3	±0.1	■
E1 – E4	98	±2	72	16	10	2	0	±6	1.4	±0.1	■
E5 – E9	99	±1	79	12	7	1	0	±5	1.3	±0.1	■
ANG Officers	99	±1	83	12	5	1	0	±4	1.2	±0.1	■
O1 – O3	99	±2	82	12	4	1	0	±5	1.3	±0.1	■
O4 – O6	99	±1	83	12	5	0	0	±5	1.2	±0.1	■
USAFR Enlisted	98	±1	79	13	6	1	0	±3	1.3	±0.1	■
E1 – E4	98	±3	76	15	8	1	0	±6	1.4	±0.1	■
E5 – E9	98	±1	80	13	6	2	0	±4	1.3	±0.1	■
USAFR Officers	99	±1	86	10	4	1	0	±3	1.2	±0.1	■
O1 – O3	98	±2	83	12	4	1	0	±5	1.2	±0.1	■
O4 – O6	99	±1	86	9	4	1	0	±3	1.2	±0.1	■

Note. Percent responding are Reserve component spouses who answered the question.

67. During the past 4 weeks, how often did you feel...

b. Nervous?

1. None of the time
4. Most of the time

2. Little of the time
5. All of the time

3. Some of the time

	Percent Responding		Percentages					Max ME	Frequency of Occurrence		
			1	2	3	4	5				
MEMBER DEMOGRAPHICS											
Total DoD	98	±1	53	27	15	4	2	±2	1.8	±0.1	■
ARNG	98	±1	49	27	16	5	3	±3	1.9	±0.1	■
USAR	97	±1	53	27	15	5	1	±3	1.7	±0.1	■
USNR	97	±2	56	27	14	3	1	±4	1.7	±0.1	■
USMCR	99	±1	48	30	15	5	2	±4	1.8	±0.1	■
ANG	99	±1	56	28	12	3	1	±4	1.6	±0.1	■
USAFR	98	±1	62	23	13	2	1	±3	1.6	±0.1	■
Enlisted	98	±1	52	26	15	4	2	±2	1.8	±0.1	■
E1 – E4	98	±1	48	28	16	6	3	±4	1.9	±0.1	■
E5 – E9	98	±1	53	26	15	4	2	±2	1.7	±0.1	■
Officers	98	±1	56	28	13	3	0	±2	1.6	±0.1	■
O1 – O3	97	±2	53	29	13	4	0	±3	1.7	±0.1	■
O4 – O6	98	±1	60	27	11	2	0	±3	1.6	±0.1	■
Reserve Unit	98	±1	52	27	15	4	2	±2	1.8	±0.1	■
Military Technician	99	±1	54	28	14	3	1	±4	1.7	±0.1	■
AGR/FTS/AR	98	±1	56	27	12	2	2	±4	1.7	±0.1	■
IMA	97	±2	63	24	10	2	1	±5	1.5	±0.1	■
Not Activated Past 24 Months	98	±1	57	27	12	3	1	±3	1.7	±0.1	■
Activated Past 24 Months	98	±1	49	27	17	5	2	±2	1.8	±0.1	■
Not Deployed Past 24 Months	98	±1	56	26	13	3	2	±2	1.7	±0.1	■
Deployed Past 24 Months	98	±1	47	27	18	6	2	±2	1.9	±0.1	■
SPOUSE DEMOGRAPHICS											
Male	97	±2	63	22	10	3	2	±4	1.6	±0.1	■
Female	98	±1	51	27	15	4	2	±2	1.8	±0.1	■
No College/Some College	98	±1	52	26	15	5	2	±2	1.8	±0.1	■
4-Year Degree	98	±1	54	28	15	2	1	±3	1.7	±0.1	■
Graduate/Professional Degree	98	±1	56	29	11	4	1	±3	1.6	±0.1	■
Non-Hispanic White	98	±1	51	28	15	4	2	±2	1.8	±0.1	■
Total Minority	97	±1	57	24	14	3	2	±3	1.7	±0.1	■
Non-Hispanic Black	96	±2	67	19	11	2	1	±5	1.5	±0.1	■
Hispanic	98	±2	54	24	16	3	3	±5	1.8	±0.1	■
30 Years Old or Younger	98	±1	46	30	16	6	2	±3	1.9	±0.1	■
31 to 40 Years Old	98	±1	53	26	15	4	2	±3	1.8	±0.1	■
More Than 40 Years Old	98	±1	58	25	13	3	2	±3	1.7	±0.1	■
FAMILY STATUS											
With Child(ren)	98	±1	53	26	15	4	2	±2	1.7	±0.1	■
Without Child(ren)	97	±1	52	29	13	4	2	±3	1.8	±0.1	■

Note. Percent responding are Reserve component spouses who answered the question.

67. During the past 4 weeks, how often did you feel...
 b. Nervous?

	Percent Responding		Percentages					Max ME	Frequency of Occurrence		
			1	2	3	4	5				
MEMBER COMPONENT BY PAYGRADE											
ARNG Enlisted	98	±1	48	27	16	5	4	±3	1.9	±0.1	
E1 – E4	98	±2	45	27	18	6	4	±6	2.0	±0.2	
E5 – E9	98	±1	50	27	16	5	3	±4	1.8	±0.1	
ARNG Officers	98	±2	53	28	15	4	1	±4	1.7	±0.1	
O1 – O3	97	±3	51	31	14	4	1	±6	1.7	±0.2	
O4 – O6	98	±2	59	24	13	2	1	±6	1.6	±0.1	
USAR Enlisted	97	±2	53	26	15	5	1	±4	1.8	±0.1	
E1 – E4	99	±2	50	28	15	5	2	±7	1.8	±0.2	
E5 – E9	96	±2	54	25	15	5	1	±4	1.7	±0.1	
USAR Officers	98	±2	55	29	12	4	0	±4	1.7	±0.1	
O1 – O3	97	±3	51	30	14	6	0	±6	1.7	±0.2	
O4 – O6	98	±2	57	28	12	2	0	±5	1.6	±0.1	
USNR Enlisted	97	±2	55	27	15	3	1	±6	1.7	±0.1	
E1 – E4	99	±2	54	26	14	5	1	±7	1.7	±0.2	
E5 – E9	97	±3	55	27	15	3	1	±7	1.7	±0.2	
USNR Officers	98	±2	59	26	12	1	1	±5	1.6	±0.1	
O1 – O3	99	±1	56	27	13	3	1	±6	1.7	±0.1	
O4 – O6	97	±2	60	26	12	1	0	±6	1.5	±0.1	
USMCR Enlisted	99	±1	44	31	16	6	2	±5	1.9	±0.1	
E1 – E4	99	±2	41	34	17	7	2	±6	1.9	±0.2	
E5 – E9	99	±1	47	29	16	5	3	±7	1.9	±0.2	
USMCR Officers	99	±1	58	28	9	4	1	±5	1.6	±0.1	
O1 – O3	100	±0	51	29	13	5	2	±8	1.8	±0.2	
O4 – O6	98	±2	60	28	7	3	1	±6	1.6	±0.1	
ANG Enlisted	99	±1	55	28	13	3	1	±5	1.7	±0.1	
E1 – E4	98	±2	49	31	16	3	2	±6	1.8	±0.2	
E5 – E9	99	±1	56	28	12	3	1	±5	1.6	±0.1	
ANG Officers	99	±1	58	28	11	3	0	±5	1.6	±0.1	
O1 – O3	98	±2	61	26	11	2	0	±6	1.5	±0.1	
O4 – O6	99	±2	57	29	11	3	1	±6	1.6	±0.1	
USAFR Enlisted	97	±1	61	21	14	3	1	±4	1.6	±0.1	
E1 – E4	98	±3	60	23	13	4	1	±7	1.6	±0.2	
E5 – E9	97	±2	61	21	14	2	1	±4	1.6	±0.1	
USAFR Officers	98	±1	63	26	9	2	0	±4	1.5	±0.1	
O1 – O3	98	±2	60	27	10	3	0	±6	1.6	±0.1	
O4 – O6	98	±2	65	25	9	1	0	±4	1.5	±0.1	

Note. Percent responding are Reserve component spouses who answered the question.

67. During the past 4 weeks, how often did you feel...

c. Restless or fidgety?

1. None of the time
4. Most of the time

2. Little of the time
5. All of the time

3. Some of the time

	Percent Responding		Percentages					Max ME	Frequency of Occurrence		
			1	2	3	4	5				
MEMBER DEMOGRAPHICS											
Total DoD	98	±1	60	21	13	4	2	±2	1.7	±0.1	■
ARNG	99	±1	55	21	16	5	3	±3	1.8	±0.1	■
USAR	98	±1	59	22	13	5	1	±3	1.7	±0.1	■
USNR	98	±2	63	22	11	3	1	±4	1.6	±0.1	■
USMCR	99	±1	55	25	14	4	2	±4	1.7	±0.1	■
ANG	99	±1	67	21	9	2	1	±4	1.5	±0.1	■
USAFR	98	±1	68	19	9	3	1	±3	1.5	±0.1	■
Enlisted	98	±1	59	21	14	4	2	±2	1.7	±0.1	■
E1 – E4	98	±1	54	22	16	5	2	±4	1.8	±0.1	■
E5 – E9	98	±1	60	21	13	4	2	±2	1.7	±0.1	■
Officers	98	±1	65	22	10	3	1	±2	1.5	±0.1	■
O1 – O3	98	±1	64	20	11	4	0	±3	1.6	±0.1	■
O4 – O6	98	±1	68	21	9	1	1	±3	1.5	±0.1	■
Reserve Unit	98	±1	59	22	14	4	2	±2	1.7	±0.1	■
Military Technician	99	±1	61	21	13	4	1	±4	1.6	±0.1	■
AGR/FTS/AR	99	±1	64	20	10	4	2	±4	1.6	±0.1	■
IMA	97	±2	68	21	8	2	0	±5	1.5	±0.1	■
Not Activated Past 24 Months	98	±1	65	21	10	3	1	±2	1.6	±0.1	■
Activated Past 24 Months	98	±1	55	22	16	5	2	±2	1.8	±0.1	■
Not Deployed Past 24 Months	98	±1	64	21	11	3	1	±2	1.6	±0.1	■
Deployed Past 24 Months	98	±1	52	22	17	5	3	±2	1.8	±0.1	■
SPOUSE DEMOGRAPHICS											
Male	97	±2	63	20	10	4	2	±4	1.6	±0.1	■
Female	98	±1	60	21	13	4	2	±2	1.7	±0.1	■
No College/Some College	98	±1	58	21	15	5	2	±2	1.7	±0.1	■
4-Year Degree	98	±1	61	23	11	3	1	±3	1.6	±0.1	■
Graduate/Professional Degree	98	±1	67	20	9	3	1	±3	1.5	±0.1	■
Non-Hispanic White	99	±1	60	22	13	4	1	±2	1.6	±0.1	■
Total Minority	98	±1	60	20	13	5	2	±3	1.7	±0.1	■
Non-Hispanic Black	97	±2	66	17	12	4	2	±5	1.6	±0.1	■
Hispanic	98	±2	58	18	15	5	3	±5	1.8	±0.1	■
30 Years Old or Younger	98	±1	55	24	15	5	2	±3	1.8	±0.1	■
31 to 40 Years Old	98	±1	60	21	13	4	1	±3	1.7	±0.1	■
More Than 40 Years Old	98	±1	63	21	12	3	2	±2	1.6	±0.1	■
FAMILY STATUS											
With Child(ren)	98	±1	60	21	13	4	1	±2	1.7	±0.1	■
Without Child(ren)	98	±1	58	23	12	5	2	±3	1.7	±0.1	■

Note. Percent responding are Reserve component spouses who answered the question.

67. During the past 4 weeks, how often did you feel...

c. Restless or fidgety?

	Percent Responding		Percentages					Max ME	Frequency of Occurrence		
			1	2	3	4	5				
MEMBER COMPONENT BY PAYGRADE											
ARNG Enlisted	99	±1	54	21	17	5	3	±3	1.8	±0.1	■
E1 – E4	98	±2	50	23	19	5	3	±6	1.9	±0.2	■
E5 – E9	99	±1	56	21	16	5	3	±4	1.8	±0.1	■
ARNG Officers	98	±2	62	22	12	3	1	±4	1.6	±0.1	■
O1 – O3	97	±2	64	18	13	4	1	±6	1.6	±0.2	■
O4 – O6	99	±2	66	22	10	1	1	±6	1.5	±0.1	■
USAR Enlisted	97	±2	59	21	14	6	1	±4	1.7	±0.1	■
E1 – E4	97	±3	58	19	15	7	1	±7	1.7	±0.2	■
E5 – E9	97	±2	59	21	14	5	1	±4	1.7	±0.1	■
USAR Officers	98	±1	61	25	10	3	1	±4	1.6	±0.1	■
O1 – O3	97	±2	57	26	11	5	0	±6	1.7	±0.2	■
O4 – O6	98	±2	65	23	9	2	1	±5	1.5	±0.1	■
USNR Enlisted	98	±2	61	23	12	3	1	±5	1.6	±0.1	■
E1 – E4	99	±2	59	27	10	3	1	±6	1.6	±0.2	■
E5 – E9	98	±2	62	22	13	3	1	±6	1.6	±0.2	■
USNR Officers	98	±2	68	21	9	2	1	±4	1.5	±0.1	■
O1 – O3	100	±1	72	18	8	2	1	±6	1.4	±0.1	■
O4 – O6	98	±2	67	22	9	2	0	±6	1.5	±0.1	■
USMCR Enlisted	99	±1	51	27	16	5	2	±5	1.8	±0.1	■
E1 – E4	99	±2	50	27	14	6	3	±6	1.8	±0.2	■
E5 – E9	99	±1	52	26	17	4	2	±7	1.8	±0.2	■
USMCR Officers	98	±2	67	22	7	4	0	±5	1.5	±0.1	■
O1 – O3	98	±2	64	23	8	5	0	±8	1.5	±0.2	■
O4 – O6	98	±2	69	22	6	3	0	±6	1.4	±0.1	■
ANG Enlisted	99	±1	66	22	9	2	1	±4	1.5	±0.1	■
E1 – E4	98	±2	61	23	13	2	1	±6	1.6	±0.1	■
E5 – E9	99	±1	67	21	8	2	1	±5	1.5	±0.1	■
ANG Officers	99	±1	71	18	10	1	1	±4	1.4	±0.1	■
O1 – O3	98	±2	72	17	9	2	0	±5	1.4	±0.1	■
O4 – O6	99	±1	70	18	10	1	1	±6	1.4	±0.1	■
USAFR Enlisted	98	±1	66	19	10	3	1	±4	1.5	±0.1	■
E1 – E4	97	±3	66	17	11	4	1	±7	1.6	±0.2	■
E5 – E9	98	±1	66	20	10	3	1	±4	1.5	±0.1	■
USAFR Officers	98	±1	73	19	7	1	0	±3	1.4	±0.1	■
O1 – O3	98	±2	73	18	7	2	0	±6	1.4	±0.1	■
O4 – O6	99	±1	73	20	7	1	0	±4	1.4	±0.1	■

Note. Percent responding are Reserve component spouses who answered the question.

67. During the past 4 weeks, how often did you feel...

d. Hopeless?

1. None of the time
4. Most of the time

2. Little of the time
5. All of the time

3. Some of the time

	Percent Responding		Percentages					Max ME	Frequency of Occurrence		
			1	2	3	4	5				
MEMBER DEMOGRAPHICS											
Total DoD	98	±1	76	13	8	3	1	±2	1.4	±0.1	■
ARNG	98	±1	72	14	9	3	2	±3	1.5	±0.1	■
USAR	97	±1	74	13	8	3	1	±3	1.4	±0.1	■
USNR	98	±2	77	13	7	2	1	±4	1.4	±0.1	■
USMCR	98	±1	74	13	9	3	1	±4	1.4	±0.1	■
ANG	98	±1	82	11	5	1	1	±3	1.3	±0.1	■
USAFR	98	±1	84	9	5	2	0	±2	1.3	±0.1	■
Enlisted	98	±1	74	13	8	3	2	±2	1.5	±0.1	■
E1 – E4	98	±1	70	15	9	4	2	±3	1.5	±0.1	■
E5 – E9	98	±1	75	13	8	3	2	±2	1.4	±0.1	■
Officers	98	±1	82	10	6	1	0	±2	1.3	±0.1	■
O1 – O3	97	±2	81	11	6	2	0	±3	1.3	±0.1	■
O4 – O6	98	±1	84	9	5	1	0	±2	1.2	±0.1	■
Reserve Unit	98	±1	75	13	8	3	1	±2	1.4	±0.1	■
Military Technician	99	±1	76	13	8	2	1	±4	1.4	±0.1	■
AGR/FTS/AR	98	±2	81	11	5	2	1	±4	1.3	±0.1	■
IMA	97	±2	86	7	4	1	0	±4	1.2	±0.1	■
Not Activated Past 24 Months	98	±1	80	11	6	2	1	±2	1.3	±0.1	■
Activated Past 24 Months	98	±1	71	15	9	3	2	±2	1.5	±0.1	■
Not Deployed Past 24 Months	98	±1	78	12	7	2	1	±2	1.4	±0.1	■
Deployed Past 24 Months	98	±1	70	15	9	3	2	±2	1.5	±0.1	■
SPOUSE DEMOGRAPHICS											
Male	97	±2	81	10	6	3	1	±4	1.3	±0.1	■
Female	98	±1	75	13	8	3	1	±2	1.4	±0.1	■
No College/Some College	98	±1	73	13	9	3	2	±2	1.5	±0.1	■
4-Year Degree	98	±1	78	12	7	2	1	±3	1.3	±0.1	■
Graduate/Professional Degree	98	±1	81	12	5	1	1	±3	1.3	±0.1	■
Non-Hispanic White	98	±1	77	12	7	2	1	±2	1.4	±0.1	■
Total Minority	97	±1	73	14	9	3	2	±3	1.5	±0.1	■
Non-Hispanic Black	97	±2	81	8	7	4	1	±5	1.4	±0.1	■
Hispanic	98	±2	69	16	9	3	3	±4	1.5	±0.1	■
30 Years Old or Younger	98	±1	71	15	8	4	2	±3	1.5	±0.1	■
31 to 40 Years Old	98	±1	77	12	8	2	1	±2	1.4	±0.1	■
More Than 40 Years Old	98	±1	77	12	7	2	1	±2	1.4	±0.1	■
FAMILY STATUS											
With Child(ren)	98	±1	76	13	8	3	1	±2	1.4	±0.1	■
Without Child(ren)	98	±1	75	12	8	3	2	±3	1.4	±0.1	■

Note. Percent responding are Reserve component spouses who answered the question.

67. During the past 4 weeks, how often did you feel...
d. Hopeless?

	Percent Responding		Percentages					Max ME	Frequency of Occurrence		
			1	2	3	4	5				
MEMBER COMPONENT BY PAYGRADE											
ARNG Enlisted	98	±1	70	15	9	4	3	±3	1.5	±0.1	■
E1 – E4	97	±2	68	16	9	4	3	±5	1.6	±0.2	■
E5 – E9	99	±1	71	14	9	3	3	±4	1.5	±0.1	■
ARNG Officers	98	±2	79	11	8	2	0	±3	1.3	±0.1	■
O1 – O3	97	±3	79	10	8	3	0	±5	1.3	±0.1	■
O4 – O6	98	±2	81	10	6	2	1	±5	1.3	±0.1	■
USAR Enlisted	97	±2	72	13	9	4	1	±4	1.5	±0.1	■
E1 – E4	98	±2	69	15	10	4	2	±7	1.5	±0.2	■
E5 – E9	97	±2	74	13	9	3	1	±4	1.4	±0.1	■
USAR Officers	98	±2	80	12	6	1	1	±3	1.3	±0.1	■
O1 – O3	96	±3	79	12	6	1	1	±6	1.3	±0.1	■
O4 – O6	98	±2	82	11	6	1	0	±4	1.3	±0.1	■
USNR Enlisted	98	±2	75	14	7	3	1	±5	1.4	±0.1	■
E1 – E4	98	±2	72	16	6	3	2	±6	1.5	±0.2	■
E5 – E9	98	±2	75	13	8	3	1	±6	1.4	±0.1	■
USNR Officers	98	±2	83	10	6	1	0	±4	1.2	±0.1	■
O1 – O3	99	±1	83	12	4	1	1	±5	1.3	±0.1	■
O4 – O6	98	±2	84	9	7	1	0	±5	1.2	±0.1	■
USMCR Enlisted	98	±2	71	15	9	3	1	±4	1.5	±0.1	■
E1 – E4	99	±1	69	16	10	4	2	±6	1.5	±0.2	■
E5 – E9	97	±2	72	15	9	3	1	±6	1.5	±0.2	■
USMCR Officers	99	±2	85	7	6	2	0	±4	1.3	±0.1	■
O1 – O3	100	±0	84	8	5	3	0	±7	1.3	±0.2	■
O4 – O6	98	±2	86	6	6	2	0	±5	1.2	±0.1	■
ANG Enlisted	98	±1	81	11	6	1	1	±4	1.3	±0.1	■
E1 – E4	98	±2	75	15	6	3	1	±5	1.4	±0.1	■
E5 – E9	98	±2	82	11	5	1	1	±4	1.3	±0.1	■
ANG Officers	98	±2	85	9	5	1	0	±4	1.2	±0.1	■
O1 – O3	99	±2	85	9	5	1	0	±5	1.2	±0.1	■
O4 – O6	98	±2	86	8	5	1	0	±5	1.2	±0.1	■
USAFR Enlisted	98	±2	82	9	6	2	1	±3	1.3	±0.1	■
E1 – E4	98	±3	80	9	9	3	0	±6	1.4	±0.1	■
E5 – E9	97	±2	82	10	6	2	1	±3	1.3	±0.1	■
USAFR Officers	98	±1	89	7	3	1	0	±3	1.2	±0.1	■
O1 – O3	98	±2	86	10	3	1	0	±5	1.2	±0.1	■
O4 – O6	98	±2	90	6	3	1	0	±3	1.2	±0.1	■

Note. Percent responding are Reserve component spouses who answered the question.

67. During the past 4 weeks, how often did you feel...

e. That everything was an effort?

1. None of the time
4. Most of the time

2. Little of the time
5. All of the time

3. Some of the time

	Percent Responding		Percentages					Max ME	Frequency of Occurrence		
			1	2	3	4	5				
MEMBER DEMOGRAPHICS											
Total DoD	98	±1	59	21	12	6	2	±2	1.7	±0.1	■
ARNG	98	±1	55	20	14	7	3	±3	1.8	±0.1	■
USAR	97	±1	59	21	12	6	2	±3	1.7	±0.1	■
USNR	98	±2	60	22	12	5	2	±4	1.7	±0.1	■
USMCR	99	±1	59	22	11	6	2	±4	1.7	±0.1	■
ANG	99	±1	64	22	8	4	1	±4	1.6	±0.1	■
USAFR	98	±1	67	19	9	3	2	±3	1.5	±0.1	■
Enlisted	98	±1	58	21	12	6	3	±2	1.7	±0.1	■
E1 – E4	98	±1	53	22	14	7	4	±4	1.9	±0.1	■
E5 – E9	98	±1	60	20	12	6	2	±2	1.7	±0.1	■
Officers	98	±1	62	21	10	5	1	±2	1.6	±0.1	■
O1 – O3	97	±2	60	20	12	6	1	±3	1.7	±0.1	■
O4 – O6	98	±1	65	22	9	4	1	±3	1.5	±0.1	■
Reserve Unit	98	±1	58	21	12	6	3	±2	1.7	±0.1	■
Military Technician	99	±1	62	20	12	5	2	±4	1.7	±0.1	■
AGR/FTS/AR	99	±1	63	21	10	4	2	±4	1.6	±0.1	■
IMA	98	±2	67	20	6	5	2	±5	1.5	±0.1	■
Not Activated Past 24 Months	98	±1	63	21	10	5	2	±2	1.6	±0.1	■
Activated Past 24 Months	98	±1	55	21	14	7	3	±2	1.8	±0.1	■
Not Deployed Past 24 Months	98	±1	62	20	11	5	2	±2	1.6	±0.1	■
Deployed Past 24 Months	98	±1	53	21	15	7	4	±2	1.9	±0.1	■
SPOUSE DEMOGRAPHICS											
Male	97	±2	67	16	10	4	2	±4	1.6	±0.1	■
Female	98	±1	58	21	12	6	2	±2	1.7	±0.1	■
No College/Some College	98	±1	58	20	13	6	3	±2	1.8	±0.1	■
4-Year Degree	99	±1	59	22	11	5	2	±3	1.7	±0.1	■
Graduate/Professional Degree	97	±2	64	21	10	4	1	±3	1.6	±0.1	■
Non-Hispanic White	98	±1	59	21	11	6	2	±2	1.7	±0.1	■
Total Minority	98	±1	59	19	13	6	3	±3	1.7	±0.1	■
Non-Hispanic Black	97	±2	65	15	13	5	2	±5	1.6	±0.2	■
Hispanic	98	±2	60	19	13	6	2	±5	1.7	±0.1	■
30 Years Old or Younger	98	±1	55	21	14	7	3	±3	1.8	±0.1	■
31 to 40 Years Old	98	±1	59	22	11	5	2	±3	1.7	±0.1	■
More Than 40 Years Old	98	±1	62	19	11	5	2	±3	1.6	±0.1	■
FAMILY STATUS											
With Child(ren)	98	±1	59	21	12	6	2	±2	1.7	±0.1	■
Without Child(ren)	97	±1	61	22	10	5	2	±3	1.7	±0.1	■

Note. Percent responding are Reserve component spouses who answered the question.

67. During the past 4 weeks, how often did you feel...

e. That everything was an effort?

	Percent Responding		Percentages					Max ME	Frequency of Occurrence		
			1	2	3	4	5				
MEMBER COMPONENT BY PAYGRADE											
ARNG Enlisted	99	±1	54	20	14	7	4	±3	1.9	±0.1	
E1 – E4	98	±2	48	23	15	8	5	±6	2.0	±0.2	
E5 – E9	99	±1	57	19	14	7	3	±4	1.8	±0.1	
ARNG Officers	98	±2	60	20	13	6	1	±4	1.7	±0.1	
O1 – O3	97	±2	58	17	16	7	1	±6	1.8	±0.2	
O4 – O6	99	±2	64	20	9	6	1	±6	1.6	±0.2	
USAR Enlisted	97	±2	59	20	13	6	3	±4	1.7	±0.1	
E1 – E4	98	±3	56	20	15	6	3	±7	1.8	±0.2	
E5 – E9	97	±2	61	20	11	6	3	±4	1.7	±0.1	
USAR Officers	98	±2	58	24	11	6	1	±4	1.7	±0.1	
O1 – O3	97	±3	55	23	12	8	2	±6	1.8	±0.2	
O4 – O6	98	±2	59	24	12	4	1	±5	1.6	±0.1	
USNR Enlisted	98	±2	59	20	14	5	2	±5	1.7	±0.2	
E1 – E4	99	±1	56	22	14	5	3	±7	1.8	±0.2	
E5 – E9	98	±2	60	20	14	5	2	±7	1.7	±0.2	
USNR Officers	98	±2	63	25	7	5	1	±5	1.6	±0.1	
O1 – O3	99	±2	63	23	8	4	1	±6	1.6	±0.1	
O4 – O6	98	±2	63	25	6	5	0	±6	1.5	±0.1	
USMCR Enlisted	99	±1	58	21	12	6	3	±5	1.7	±0.1	
E1 – E4	99	±1	57	22	12	7	2	±6	1.8	±0.2	
E5 – E9	99	±1	59	21	12	5	3	±7	1.7	±0.2	
USMCR Officers	99	±1	64	22	9	5	0	±5	1.6	±0.1	
O1 – O3	100	±0	60	26	10	2	2	±8	1.6	±0.2	
O4 – O6	98	±2	66	21	8	5	0	±6	1.5	±0.1	
ANG Enlisted	99	±1	63	23	8	4	2	±5	1.6	±0.1	
E1 – E4	98	±2	60	18	12	5	4	±6	1.7	±0.2	
E5 – E9	99	±2	64	23	8	4	1	±5	1.6	±0.1	
ANG Officers	99	±1	69	19	7	3	1	±4	1.5	±0.1	
O1 – O3	99	±2	70	19	7	4	1	±6	1.5	±0.1	
O4 – O6	99	±2	69	20	8	3	1	±6	1.5	±0.1	
USAFR Enlisted	98	±1	66	19	9	4	2	±4	1.6	±0.1	
E1 – E4	98	±3	67	16	10	6	1	±7	1.6	±0.2	
E5 – E9	98	±2	66	20	9	3	2	±4	1.6	±0.1	
USAFR Officers	98	±1	70	19	8	3	1	±4	1.5	±0.1	
O1 – O3	98	±2	70	20	7	3	0	±6	1.4	±0.1	
O4 – O6	98	±1	70	19	8	2	1	±4	1.5	±0.1	

Note. Percent responding are Reserve component spouses who answered the question.

67. During the past 4 weeks, how often did you feel...

f. Worthless?

1. None of the time
4. Most of the time

2. Little of the time
5. All of the time

3. Some of the time

	Percent Responding		Percentages					Max ME	Frequency of Occurrence		
			1	2	3	4	5				
MEMBER DEMOGRAPHICS											
Total DoD	98	±1	80	10	6	2	2	±2	1.4	±0.1	█
ARNG	99	±1	76	11	7	3	3	±3	1.5	±0.1	█
USAR	98	±1	80	10	7	2	1	±3	1.3	±0.1	█
USNR	98	±2	82	9	6	2	1	±4	1.3	±0.1	█
USMCR	99	±1	81	10	5	3	1	±3	1.3	±0.1	█
ANG	99	±1	85	9	4	1	1	±3	1.2	±0.1	█
USAFR	98	±1	86	7	5	1	1	±2	1.2	±0.1	█
Enlisted	98	±1	78	10	7	3	2	±2	1.4	±0.1	█
E1 – E4	99	±1	74	14	7	4	3	±3	1.5	±0.1	█
E5 – E9	98	±1	80	9	7	2	2	±2	1.4	±0.1	█
Officers	98	±1	86	8	4	1	1	±2	1.2	±0.1	█
O1 – O3	98	±2	84	9	5	1	1	±3	1.3	±0.1	█
O4 – O6	98	±1	88	8	4	1	0	±2	1.2	±0.1	█
Reserve Unit	98	±1	79	10	7	2	2	±2	1.4	±0.1	█
Military Technician	98	±1	81	11	5	3	1	±4	1.3	±0.1	█
AGR/FTS/AR	98	±1	85	7	5	2	1	±3	1.3	±0.1	█
IMA	98	±2	88	6	4	1	0	±4	1.2	±0.1	█
Not Activated Past 24 Months	99	±1	82	9	5	2	1	±2	1.3	±0.1	█
Activated Past 24 Months	98	±1	77	11	7	3	2	±2	1.4	±0.1	█
Not Deployed Past 24 Months	98	±1	81	9	6	2	1	±2	1.3	±0.1	█
Deployed Past 24 Months	98	±1	76	12	7	3	2	±2	1.4	±0.1	█
SPOUSE DEMOGRAPHICS											
Male	98	±2	82	9	7	2	1	±4	1.3	±0.1	█
Female	98	±1	80	10	6	2	2	±2	1.4	±0.1	█
No College/Some College	98	±1	77	10	8	3	2	±2	1.4	±0.1	█
4-Year Degree	99	±1	82	10	5	2	1	±2	1.3	±0.1	█
Graduate/Professional Degree	98	±1	86	8	4	1	1	±3	1.2	±0.1	█
Non-Hispanic White	99	±1	81	9	6	2	1	±2	1.3	±0.1	█
Total Minority	98	±1	77	11	7	3	2	±3	1.4	±0.1	█
Non-Hispanic Black	97	±2	82	9	6	2	1	±5	1.3	±0.1	█
Hispanic	98	±2	75	12	7	3	4	±4	1.5	±0.1	█
30 Years Old or Younger	98	±1	77	11	7	3	2	±3	1.4	±0.1	█
31 to 40 Years Old	98	±1	81	10	6	2	2	±2	1.3	±0.1	█
More Than 40 Years Old	98	±1	81	9	6	2	2	±2	1.3	±0.1	█
FAMILY STATUS											
With Child(ren)	98	±1	80	10	6	2	2	±2	1.4	±0.1	█
Without Child(ren)	98	±1	79	10	7	3	2	±3	1.4	±0.1	█

Note. Percent responding are Reserve component spouses who answered the question.

67. During the past 4 weeks, how often did you feel...
f. Worthless?

	Percent Responding		Percentages					Max ME	Frequency of Occurrence		
			1	2	3	4	5				
MEMBER COMPONENT BY PAYGRADE											
ARNG Enlisted	99	±1	74	12	7	4	3	±3	1.5	±0.1	■
E1 – E4	99	±1	71	15	6	5	3	±5	1.6	±0.1	■
E5 – E9	99	±1	76	10	8	3	2	±3	1.5	±0.1	■
ARNG Officers	98	±2	83	9	5	1	2	±3	1.3	±0.1	■
O1 – O3	97	±2	82	9	6	1	2	±5	1.3	±0.1	■
O4 – O6	98	±2	86	7	4	2	1	±5	1.3	±0.1	■
USAR Enlisted	98	±2	78	10	8	2	2	±3	1.4	±0.1	■
E1 – E4	99	±2	74	13	9	2	3	±6	1.5	±0.2	■
E5 – E9	97	±2	81	8	8	2	1	±4	1.3	±0.1	■
USAR Officers	98	±2	84	10	5	1	0	±3	1.2	±0.1	■
O1 – O3	97	±3	81	12	6	1	1	±6	1.3	±0.1	■
O4 – O6	98	±2	86	10	4	1	0	±4	1.2	±0.1	■
USNR Enlisted	98	±2	79	9	8	3	1	±5	1.4	±0.1	■
E1 – E4	99	±2	77	13	6	3	1	±6	1.4	±0.1	■
E5 – E9	98	±2	80	9	8	3	1	±6	1.4	±0.1	■
USNR Officers	98	±2	88	8	2	1	0	±3	1.2	±0.1	■
O1 – O3	100	±1	88	7	3	1	1	±4	1.2	±0.1	■
O4 – O6	97	±2	89	8	2	1	0	±4	1.2	±0.1	■
USMCR Enlisted	99	±1	79	10	6	4	2	±4	1.4	±0.1	■
E1 – E4	99	±1	76	11	7	4	2	±5	1.4	±0.2	■
E5 – E9	99	±2	82	9	5	4	1	±6	1.3	±0.2	■
USMCR Officers	98	±2	86	10	2	2	0	±4	1.2	±0.1	■
O1 – O3	100	±0	84	9	4	2	1	±7	1.3	±0.2	■
O4 – O6	98	±2	88	10	1	1	0	±4	1.2	±0.1	■
ANG Enlisted	99	±1	85	9	4	2	1	±4	1.3	±0.1	■
E1 – E4	98	±2	82	10	5	2	1	±5	1.3	±0.1	■
E5 – E9	99	±1	85	9	3	1	1	±4	1.2	±0.1	■
ANG Officers	98	±2	89	6	5	0	0	±3	1.2	±0.1	■
O1 – O3	99	±2	91	4	4	0	0	±4	1.1	±0.1	■
O4 – O6	98	±2	88	7	5	0	0	±5	1.2	±0.1	■
USAFR Enlisted	98	±1	84	8	5	1	1	±3	1.3	±0.1	■
E1 – E4	98	±3	82	10	6	1	1	±6	1.3	±0.1	■
E5 – E9	98	±1	85	7	5	1	1	±3	1.3	±0.1	■
USAFR Officers	98	±1	91	6	3	1	0	±3	1.1	±0.1	■
O1 – O3	98	±2	91	7	2	0	0	±5	1.1	±0.1	■
O4 – O6	98	±2	90	5	3	1	0	±3	1.2	±0.1	■

Note. Percent responding are Reserve component spouses who answered the question.

67. Kessler scale (K6): Constructed from Q67a-f. K6 is designed to identify potential mental health concerns by measuring spouses experiences/reactions in the 4 weeks prior to taking the survey.

	Percent Responding		Mean	Max ME	K6 Score
MEMBER DEMOGRAPHICS					
Total DoD	96	±1	3.3	±0.2	■
ARNG	96	±1	3.9	±0.3	■
USAR	95	±2	3.4	±0.3	■
USNR	95	±2	2.9	±0.4	■
USMCR	97	±2	3.5	±0.4	■
ANG	96	±2	2.5	±0.3	■
USAFR	96	±2	2.3	±0.2	■
Enlisted	96	±1	3.5	±0.2	■
E1 – E4	95	±2	4.1	±0.4	■
E5 – E9	96	±1	3.3	±0.2	■
Officers	96	±1	2.6	±0.2	■
O1 – O3	96	±2	2.8	±0.3	■
O4 – O6	96	±1	2.3	±0.2	■
Reserve Unit	96	±1	3.4	±0.2	■
Military Technician	96	±2	3.1	±0.4	■
AGR/FTS/AR	97	±2	2.8	±0.4	■
IMA	96	±2	2.2	±0.4	■
Not Activated Past 24 Months	96	±1	2.8	±0.2	■
Activated Past 24 Months	96	±1	3.8	±0.2	■
Not Deployed Past 24 Months	96	±1	2.9	±0.2	■
Deployed Past 24 Months	96	±1	4.1	±0.2	■
SPOUSE DEMOGRAPHICS					
Male	94	±2	2.8	±0.4	■
Female	96	±1	3.4	±0.2	■
No College/Some College	96	±1	3.7	±0.2	■
4-Year Degree	96	±1	2.9	±0.2	■
Graduate/Professional Degree	95	±2	2.5	±0.3	■
Non-Hispanic White	96	±1	3.2	±0.2	■
Total Minority	94	±2	3.5	±0.3	■
Non-Hispanic Black	92	±3	2.8	±0.5	■
Hispanic	95	±3	3.8	±0.5	■
30 Years Old or Younger	96	±2	3.8	±0.3	■
31 to 40 Years Old	96	±1	3.2	±0.3	■
More Than 40 Years Old	95	±1	3.0	±0.2	■
FAMILY STATUS					
With Child(ren)	96	±1	3.3	±0.2	■
Without Child(ren)	94	±2	3.3	±0.3	■

Note. Percent responding are Reserve component spouses who answered the question. The scale ranges from 0 to 24. A higher score indicates a higher likelihood of mental illness. Cronbach's coefficient alpha = 0.92. For details, see Kessler, et al. (2002).

67. Kessler scale (K6): Constructed from Q67a-f. K6 is designed to identify potential mental health concerns by measuring spouses experiences/reactions in the 4 weeks prior to taking the survey.

	Percent Responding		Mean	Max ME	K6 Score
MEMBER COMPONENT BY PAYGRADE					
ARNG Enlisted	96	±2	4.1	±0.3	■
E1 – E4	95	±3	4.6	±0.6	■
E5 – E9	97	±2	3.9	±0.4	■
ARNG Officers	96	±2	3.0	±0.3	■
O1 – O3	95	±3	3.1	±0.5	■
O4 – O6	97	±2	2.6	±0.5	■
USAR Enlisted	95	±2	3.5	±0.4	■
E1 – E4	96	±3	3.9	±0.7	■
E5 – E9	94	±2	3.4	±0.4	■
USAR Officers	96	±2	2.8	±0.3	■
O1 – O3	95	±3	3.2	±0.5	■
O4 – O6	96	±2	2.5	±0.3	■
USNR Enlisted	95	±3	3.2	±0.5	■
E1 – E4	97	±2	3.4	±0.6	■
E5 – E9	94	±3	3.1	±0.6	■
USNR Officers	96	±2	2.2	±0.3	■
O1 – O3	98	±2	2.4	±0.5	■
O4 – O6	95	±3	2.1	±0.4	■
USMCR Enlisted	97	±2	3.9	±0.4	■
E1 – E4	98	±2	4.1	±0.6	■
E5 – E9	96	±3	3.7	±0.6	■
USMCR Officers	98	±2	2.4	±0.4	■
O1 – O3	98	±2	2.7	±0.7	■
O4 – O6	98	±2	2.2	±0.4	■
ANG Enlisted	96	±2	2.6	±0.4	■
E1 – E4	96	±3	3.1	±0.5	■
E5 – E9	96	±2	2.5	±0.4	■
ANG Officers	97	±2	2.1	±0.3	■
O1 – O3	98	±2	2.0	±0.4	■
O4 – O6	97	±2	2.1	±0.4	■
USAFR Enlisted	95	±2	2.5	±0.3	■
E1 – E4	97	±3	2.8	±0.5	■
E5 – E9	95	±2	2.5	±0.3	■
USAFR Officers	97	±2	1.8	±0.3	■
O1 – O3	98	±2	1.9	±0.4	■
O4 – O6	96	±2	1.8	±0.3	■

Note. Percent responding are Reserve component spouses who answered the question. The scale ranges from 0 to 24. A higher score indicates a higher likelihood of mental illness. Cronbach's coefficient alpha = 0.92. For details, see Kessler, et al. (2002).

68. Which of the following best describes the financial condition of you and your spouse?

- 1. Very comfortable and secure
- 2. Able to make ends meet without much difficulty
- 3. Occasionally have some difficulty making ends meet
- 4. Tough to make ends meet but keeping your head above water
- 5. In over your head

	Percent Responding		Percentages					Max ME	Average Financial Difficulty		
			1	2	3	4	5				
MEMBER DEMOGRAPHICS											
Total DoD	99	±1	18	41	24	14	4	±2	2.5	±0.1	
ARNG	99	±1	14	40	25	16	5	±3	2.6	±0.1	
USAR	98	±1	17	38	25	15	5	±3	2.5	±0.1	
USNR	98	±1	20	43	22	12	3	±4	2.4	±0.1	
USMCR	99	±1	19	38	26	13	3	±4	2.4	±0.1	
ANG	99	±1	22	46	20	11	2	±4	2.3	±0.1	
USAFR	99	±1	25	43	21	10	1	±3	2.2	±0.1	
Enlisted	99	±1	13	39	26	17	5	±2	2.6	±0.1	
E1 – E4	98	±1	8	32	30	23	7	±4	2.9	±0.1	
E5 – E9	99	±1	15	42	25	14	3	±2	2.5	±0.1	
Officers	99	±1	33	45	15	5	1	±2	2.0	±0.1	
O1 – O3	99	±1	26	47	18	7	2	±3	2.1	±0.1	
O4 – O6	99	±1	39	44	12	3	1	±3	1.8	±0.1	
Reserve Unit	99	±1	16	40	25	15	4	±2	2.5	±0.1	
Military Technician	99	±1	16	48	20	14	2	±4	2.4	±0.1	
AGR/FTS/AR	99	±1	26	44	19	10	2	±4	2.2	±0.1	
IMA	98	±2	40	40	13	5	1	±5	1.9	±0.1	
Not Activated Past 24 Months	99	±1	18	41	23	15	4	±2	2.5	±0.1	
Activated Past 24 Months	99	±1	18	41	24	14	4	±2	2.5	±0.1	
Not Deployed Past 24 Months	99	±1	17	40	24	15	4	±2	2.5	±0.1	
Deployed Past 24 Months	99	±1	19	42	23	13	4	±2	2.4	±0.1	
SPOUSE DEMOGRAPHICS											
Male	98	±1	23	47	18	9	2	±4	2.2	±0.1	
Female	99	±1	17	40	24	15	4	±2	2.5	±0.1	
No College/Some College	98	±1	14	38	27	17	5	±2	2.6	±0.1	
4-Year Degree	99	±1	21	44	21	11	3	±3	2.3	±0.1	
Graduate/Professional Degree	99	±1	29	44	16	9	2	±3	2.1	±0.1	
Non-Hispanic White	99	±1	19	41	23	13	4	±2	2.4	±0.1	
Total Minority	98	±1	14	40	26	16	4	±3	2.5	±0.1	
Non-Hispanic Black	98	±2	12	43	24	17	4	±5	2.6	±0.1	
Hispanic	98	±1	15	39	27	16	4	±5	2.5	±0.1	
30 Years Old or Younger	98	±1	12	39	26	18	4	±3	2.6	±0.1	
31 to 40 Years Old	99	±1	17	40	25	14	5	±3	2.5	±0.1	
More Than 40 Years Old	99	±1	22	42	21	11	3	±3	2.3	±0.1	
FAMILY STATUS											
With Child(ren)	99	±1	16	40	25	15	4	±2	2.5	±0.1	
Without Child(ren)	99	±1	22	44	19	12	3	±3	2.3	±0.1	

Note. Percent responding are Reserve component spouses who answered the question.

68. Which of the following best describes the financial condition of you and your spouse?

	Percent Responding		Percentages					Max ME	Average Financial Difficulty		
			1	2	3	4	5				
MEMBER COMPONENT BY PAYGRADE											
ARNG Enlisted	99	±1	11	39	27	19	5	±3	2.7	±0.1	
E1 – E4	99	±1	6	31	30	25	8	±6	3.0	±0.2	
E5 – E9	99	±1	13	42	26	15	4	±4	2.6	±0.1	
ARNG Officers	99	±1	29	46	17	7	2	±4	2.1	±0.1	
O1 – O3	98	±2	22	49	20	8	2	±6	2.2	±0.2	
O4 – O6	99	±1	36	44	14	4	2	±6	1.9	±0.2	
USAR Enlisted	98	±2	13	35	28	18	6	±4	2.7	±0.1	
E1 – E4	98	±2	9	28	29	25	9	±7	3.0	±0.2	
E5 – E9	97	±2	15	39	28	14	4	±4	2.5	±0.1	
USAR Officers	99	±1	31	44	17	7	1	±4	2.0	±0.1	
O1 – O3	99	±2	27	43	19	9	2	±6	2.2	±0.2	
O4 – O6	98	±2	36	45	14	4	1	±5	1.9	±0.1	
USNR Enlisted	98	±2	14	41	26	15	4	±6	2.6	±0.2	
E1 – E4	99	±2	7	36	32	20	6	±6	2.8	±0.2	
E5 – E9	98	±2	15	42	25	14	4	±7	2.5	±0.2	
USNR Officers	99	±1	33	48	13	4	1	±5	1.9	±0.1	
O1 – O3	99	±1	26	50	17	6	1	±6	2.1	±0.1	
O4 – O6	99	±2	36	47	12	4	1	±6	1.9	±0.1	
USMCR Enlisted	99	±1	14	36	31	16	4	±5	2.6	±0.1	
E1 – E4	99	±2	8	34	34	20	5	±6	2.8	±0.2	
E5 – E9	99	±2	19	37	28	12	4	±7	2.5	±0.2	
USMCR Officers	99	±2	35	48	12	4	1	±5	1.9	±0.1	
O1 – O3	100	±0	31	48	13	4	4	±8	2.0	±0.2	
O4 – O6	98	±2	37	49	10	4	0	±6	1.8	±0.1	
ANG Enlisted	100	±1	18	46	21	12	3	±5	2.4	±0.1	
E1 – E4	98	±2	11	42	30	14	4	±6	2.6	±0.2	
E5 – E9	100	±1	19	46	20	12	3	±5	2.3	±0.1	
ANG Officers	99	±1	39	45	13	3	1	±5	1.8	±0.1	
O1 – O3	99	±2	32	50	14	4	1	±6	1.9	±0.1	
O4 – O6	99	±1	43	42	12	2	1	±6	1.8	±0.1	
USAFR Enlisted	98	±1	18	42	25	13	2	±4	2.4	±0.1	
E1 – E4	98	±3	13	35	30	19	4	±7	2.7	±0.2	
E5 – E9	99	±1	20	43	24	11	2	±4	2.3	±0.1	
USAFR Officers	99	±1	42	44	10	3	0	±4	1.7	±0.1	
O1 – O3	99	±2	35	48	14	3	0	±6	1.8	±0.1	
O4 – O6	99	±1	45	43	9	3	0	±4	1.7	±0.1	





































Note. Percent responding are Reserve component spouses who answered the question.

69. Was your spouse TRICARE eligible in the past 24 months?

	Percent Responding		Percentages	Max ME	Percentage Reporting Yes
			Yes		
MEMBER DEMOGRAPHICS					
Total DoD	99	±1	77	±2	
ARNG	99	±1	81	±3	
USAR	98	±1	76	±3	
USNR	99	±1	75	±4	
USMCR	98	±1	81	±3	
ANG	99	±1	69	±4	
USAFR	98	±1	71	±3	
Enlisted	99	±1	77	±2	
E1 – E4	99	±1	80	±3	
E5 – E9	99	±1	75	±2	
Officers	98	±1	77	±2	
O1 – O3	99	±1	81	±3	
O4 – O6	98	±1	75	±2	
Reserve Unit	99	±1	73	±2	
Military Technician	99	±1	57	±4	
AGR/FTS/AR	99	±1	99	±2	
IMA	97	±2	70	±5	
Not Activated Past 24 Months	99	±1	61	±2	
Activated Past 24 Months	99	±1	92	±2	
Not Deployed Past 24 Months	99	±1	68	±2	
Deployed Past 24 Months	99	±1	95	±2	
SPOUSE DEMOGRAPHICS					
Male	99	±1	76	±4	
Female	99	±1	77	±2	
No College/Some College	98	±1	76	±2	
4-Year Degree	99	±1	78	±3	
Graduate/Professional Degree	99	±1	75	±3	
Non-Hispanic White	99	±1	77	±2	
Total Minority	98	±1	75	±3	
Non-Hispanic Black	98	±2	73	±5	
Hispanic	98	±1	75	±4	
30 Years Old or Younger	98	±1	84	±3	
31 to 40 Years Old	99	±1	76	±3	
More Than 40 Years Old	99	±1	72	±2	
FAMILY STATUS					
With Child(ren)	99	±1	78	±2	
Without Child(ren)	99	±1	73	±3	

Note. Percent responding are Reserve component spouses who answered the question.

69. Was your spouse TRICARE eligible in the past 24 months?

	Percent Responding		Percentages	Max ME	Percentage Reporting Yes
			Yes		
MEMBER COMPONENT BY PAYGRADE					
ARNG Enlisted	99	±1	81	±3	
E1 – E4	99	±1	82	±5	
E5 – E9	99	±1	80	±3	
ARNG Officers	99	±1	83	±3	
O1 – O3	98	±2	88	±5	
O4 – O6	99	±1	83	±5	
USAR Enlisted	98	±1	76	±4	
E1 – E4	98	±2	73	±6	
E5 – E9	98	±2	77	±4	
USAR Officers	98	±1	75	±4	
O1 – O3	100	±1	75	±6	
O4 – O6	98	±2	76	±5	
USNR Enlisted	99	±1	77	±5	
E1 – E4	99	±2	81	±6	
E5 – E9	100	±1	76	±6	
USNR Officers	98	±2	70	±4	
O1 – O3	98	±2	73	±5	
O4 – O6	98	±2	68	±6	
USMCR Enlisted	98	±2	83	±4	
E1 – E4	98	±2	85	±5	
E5 – E9	98	±2	81	±6	
USMCR Officers	99	±2	73	±5	
O1 – O3	100	±0	85	±7	
O4 – O6	98	±2	68	±6	
ANG Enlisted	99	±1	67	±5	
E1 – E4	99	±2	81	±5	
E5 – E9	99	±1	65	±5	
ANG Officers	99	±2	79	±4	
O1 – O3	99	±2	79	±5	
O4 – O6	98	±2	78	±5	
USAFR Enlisted	98	±1	72	±3	
E1 – E4	97	±3	86	±6	
E5 – E9	98	±1	69	±4	
USAFR Officers	98	±1	70	±4	
O1 – O3	98	±2	78	±6	
O4 – O6	98	±2	68	±4	

Note. Percent responding are Reserve component spouses who answered the question.

70. Have you or your family used TRICARE or civilian medical benefits in the past 24 months?

1. Yes, used both TRICARE and civilian medical benefits 2. Yes, used only TRICARE 3. Yes, used only civilian medical benefits
4. No

	Percent Responding		Percentages				Max ME
			1	2	3	4	
MEMBER DEMOGRAPHICS							
Total DoD	75	±2	34	47	8	12	±2
ARNG	80	±3	33	50	7	9	±3
USAR	73	±3	33	47	8	12	±4
USNR	74	±4	31	45	10	14	±5
USMCR	78	±3	29	46	9	16	±4
ANG	68	±4	40	38	8	14	±4
USAFR	70	±3	35	42	9	13	±3
Enlisted	75	±2	34	47	8	12	±2
E1 – E4	78	±3	30	47	10	13	±4
E5 – E9	73	±2	35	47	7	11	±3
Officers	75	±2	34	45	9	11	±2
O1 – O3	80	±3	35	45	10	10	±4
O4 – O6	73	±2	34	46	8	12	±3
Reserve Unit	72	±2	36	41	10	14	±2
Military Technician	55	±4	46	22	13	18	±5
AGR/FTS/AR	97	±2	25	73	1	1	±4
IMA	66	±5	31	45	8	16	±6
Not Activated Past 24 Months	60	±2	29	46	11	14	±3
Activated Past 24 Months	90	±2	37	47	6	10	±2
Not Deployed Past 24 Months	66	±2	30	48	9	12	±3
Deployed Past 24 Months	93	±2	40	44	6	10	±2
SPOUSE DEMOGRAPHICS							
Male	74	±4	36	49	7	8	±5
Female	75	±2	33	46	8	12	±2
No College/Some College	74	±2	33	49	8	11	±3
4-Year Degree	77	±3	34	44	8	14	±3
Graduate/Professional Degree	73	±3	37	42	9	12	±4
Non-Hispanic White	76	±2	34	48	7	10	±2
Total Minority	72	±3	32	43	10	15	±3
Non-Hispanic Black	72	±5	32	42	10	16	±6
Hispanic	73	±4	30	44	12	15	±5
30 Years Old or Younger	82	±3	32	51	8	9	±3
31 to 40 Years Old	75	±3	33	48	8	11	±3
More Than 40 Years Old	71	±2	36	41	9	14	±3
FAMILY STATUS							
With Child(ren)	76	±2	34	49	7	10	±2
Without Child(ren)	72	±3	34	40	11	15	±3

Note. Percent responding are Reserve component spouses who answered the question and who were eligible for TRICARE in the past 24 months (Q69).

70. Have you or your family used TRICARE or civilian medical benefits in the past 24 months?

	Percent Responding		Percentages				Max ME
			1	2	3	4	
MEMBER COMPONENT BY PAYGRADE							
ARNG Enlisted	79	±3	33	51	7	10	±3
E1 – E4	81	±5	29	48	10	12	±6
E5 – E9	78	±3	34	52	6	8	±4
ARNG Officers	82	±3	35	48	9	8	±4
O1 – O3	86	±5	35	46	11	8	±6
O4 – O6	82	±5	33	53	6	9	±7
USAR Enlisted	73	±4	33	47	8	12	±4
E1 – E4	71	±6	31	44	10	15	±8
E5 – E9	75	±4	34	49	8	10	±5
USAR Officers	73	±3	32	47	8	13	±4
O1 – O3	75	±6	33	47	8	12	±7
O4 – O6	73	±4	32	48	8	13	±6
USNR Enlisted	77	±5	29	49	10	13	±6
E1 – E4	80	±5	24	53	9	14	±7
E5 – E9	76	±6	30	48	10	13	±7
USNR Officers	68	±4	36	37	11	16	±5
O1 – O3	72	±5	32	39	15	14	±7
O4 – O6	66	±6	38	36	10	17	±7
USMCR Enlisted	81	±4	27	47	9	17	±5
E1 – E4	83	±4	26	42	12	20	±6
E5 – E9	79	±5	28	51	6	14	±7
USMCR Officers	71	±5	35	41	10	14	±6
O1 – O3	84	±6	32	48	7	12	±9
O4 – O6	66	±6	36	38	11	15	±7
ANG Enlisted	66	±5	40	37	9	14	±5
E1 – E4	79	±5	33	49	9	9	±6
E5 – E9	64	±5	41	35	9	15	±6
ANG Officers	77	±4	39	45	6	10	±5
O1 – O3	78	±5	40	44	7	9	±6
O4 – O6	77	±5	38	46	6	11	±7
USAFR Enlisted	70	±3	37	42	8	14	±4
E1 – E4	84	±5	33	47	8	12	±7
E5 – E9	67	±4	37	40	8	14	±5
USAFR Officers	68	±3	33	44	10	12	±4
O1 – O3	76	±5	34	43	9	14	±7
O4 – O6	65	±4	32	45	11	12	±5

Note. Percent responding are Reserve component spouses who answered the question and who were eligible for TRICARE in the past 24 months (Q69).

71. How do the following aspects of your or your family's TRICARE medical coverage compare to what is available in the civilian world?

a. Understanding benefits

1. Much better in civilian plans 2. Better in civilian plans 3. No difference
 4. Better in TRICARE 5. Much better in TRICARE

	Percent Responding		Percentages					Max ME	Average Comparison		
			1	2	3	4	5				
MEMBER DEMOGRAPHICS											
Total DoD	25	±2	7	15	47	17	14	±3	3.2	±0.1	
ARNG	26	±2	6	17	46	17	14	±5	3.2	±0.1	
USAR	23	±3	6	17	46	18	14	±6	3.2	±0.2	
USNR	22	±3	7	9	46	21	16	±8	3.3	±0.2	
USMCR	22	±3	8	14	45	14	19	±7	3.2	±0.2	
ANG	27	±3	8	15	55	14	9	±7	3.0	±0.2	
USAFR	24	±3	8	13	43	21	15	±5	3.2	±0.2	
Enlisted	24	±2	6	15	47	17	15	±4	3.2	±0.1	
E1 – E4	23	±3	6	14	42	22	16	±7	3.3	±0.2	
E5 – E9	25	±2	6	16	48	16	14	±4	3.2	±0.1	
Officers	25	±2	8	15	49	18	10	±4	3.1	±0.1	
O1 – O3	27	±3	10	15	46	18	11	±6	3.0	±0.2	
O4 – O6	24	±2	7	15	51	18	10	±5	3.1	±0.1	
Reserve Unit	25	±2	7	15	47	18	13	±3	3.1	±0.1	
Military Technician	25	±3	9	16	48	15	12	±7	3.0	±0.2	
AGR/FTS/AR	24	±4	4	17	47	16	16	±8	3.2	±0.2	
IMA	20	±4	3	15	54	16	13	±10	3.2	±0.2	
Not Activated Past 24 Months	17	±2	4	13	47	19	17	±5	3.3	±0.1	
Activated Past 24 Months	32	±2	8	17	47	16	12	±3	3.1	±0.1	
Not Deployed Past 24 Months	19	±2	5	13	47	19	16	±4	3.3	±0.1	
Deployed Past 24 Months	36	±2	9	17	47	15	11	±3	3.0	±0.1	
SPOUSE DEMOGRAPHICS											
Male	26	±4	6	12	44	24	14	±8	3.3	±0.2	
Female	25	±2	7	16	47	16	14	±3	3.1	±0.1	
No College/Some College	24	±2	6	14	48	18	15	±4	3.2	±0.1	
4-Year Degree	25	±2	8	16	47	15	13	±5	3.1	±0.1	
Graduate/Professional Degree	27	±3	6	19	45	19	10	±6	3.1	±0.2	
Non-Hispanic White	26	±2	7	15	49	17	11	±3	3.1	±0.1	
Total Minority	23	±3	5	16	41	18	20	±6	3.3	±0.2	
Non-Hispanic Black	22	±4	6	15	38	15	26	±10	3.4	±0.3	
Hispanic	21	±4	5	19	42	18	16	±9	3.2	±0.2	
30 Years Old or Younger	26	±3	7	12	44	22	15	±5	3.3	±0.2	
31 to 40 Years Old	24	±2	7	17	47	15	14	±5	3.1	±0.1	
More Than 40 Years Old	25	±2	6	17	50	16	12	±4	3.1	±0.1	
FAMILY STATUS											
With Child(ren)	25	±2	7	15	47	17	15	±3	3.2	±0.1	
Without Child(ren)	24	±3	6	16	48	20	10	±5	3.1	±0.1	

Note. Percent responding are Reserve component spouses who answered the question and who used both TRICARE and civilian medical benefits in the past 24 months (Q69/Q70).

71. How do the following aspects of your or your family's TRICARE medical coverage compare to what is available in the civilian world?

a. Understanding benefits

	Percent Responding		Percentages					Max ME	Average Comparison		
			1	2	3	4	5				
MEMBER COMPONENT BY PAYGRADE											
ARNG Enlisted	25	±3	4	17	46	17	15	±6	3.2	±0.2	
E1 – E4	23	±5	5	14	40	27	14	±11	3.3	±0.2	
E5 – E9	26	±3	4	18	49	13	16	±6	3.2	±0.2	
ARNG Officers	28	±3	12	16	44	18	10	±7	3.0	±0.2	
O1 – O3	29	±5	17	15	39	19	11	±11	2.9	±0.3	
O4 – O6	25	±5	9	14	49	19	9	±11	3.1	±0.3	
USAR Enlisted	23	±3	7	17	43	18	15	±7	3.2	±0.2	
E1 – E4	21	±5	6	14	44	18	18	±14	3.3	±0.3	
E5 – E9	25	±4	7	19	43	18	13	±8	3.1	±0.2	
USAR Officers	23	±3	4	14	55	15	12	±7	3.2	±0.2	
O1 – O3	24	±5	2	18	56	12	13	±12	3.1	±0.2	
O4 – O6	23	±4	5	12	54	18	11	±9	3.2	±0.2	
USNR Enlisted	21	±4	10	6	45	24	16	±11	3.3	±0.3	
E1 – E4	18	±5	6	8	42	17	27	±14	3.5	±0.4	
E5 – E9	22	±5	10	6	45	25	14	±13	3.3	±0.3	
USNR Officers	23	±4	3	14	50	16	16	±9	3.3	±0.2	
O1 – O3	22	±5	1	10	45	26	18	±12	3.5	±0.3	
O4 – O6	24	±5	4	16	52	13	15	±11	3.2	±0.3	
USMCR Enlisted	22	±4	8	13	45	14	20	±9	3.3	±0.3	
E1 – E4	22	±5	5	17	45	13	20	±12	3.3	±0.3	
E5 – E9	22	±6	11	9	44	16	21	±13	3.3	±0.4	
USMCR Officers	24	±4	9	16	47	14	14	±9	3.1	±0.2	
O1 – O3	27	±8	3	12	49	16	20	±16	3.4	±0.4	
O4 – O6	23	±5	10	17	44	15	14	±12	3.0	±0.3	
ANG Enlisted	26	±4	8	14	56	12	10	±8	3.0	±0.2	
E1 – E4	25	±5	13	9	49	12	17	±11	3.1	±0.3	
E5 – E9	26	±4	7	15	57	12	9	±9	3.0	±0.2	
ANG Officers	29	±4	8	17	50	19	6	±8	3.0	±0.2	
O1 – O3	31	±5	11	16	54	18	1	±10	2.8	±0.2	
O4 – O6	29	±5	7	18	48	20	8	±10	3.0	±0.2	
USAFR Enlisted	25	±3	8	14	41	21	17	±7	3.2	±0.2	
E1 – E4	28	±6	10	17	34	20	20	±13	3.2	±0.3	
E5 – E9	24	±3	7	13	43	21	16	±7	3.2	±0.2	
USAFR Officers	22	±3	10	12	49	20	9	±7	3.1	±0.2	
O1 – O3	25	±5	12	8	43	26	11	±11	3.2	±0.3	
O4 – O6	21	±4	10	13	52	18	8	±9	3.0	±0.2	

Note. Percent responding are Reserve component spouses who answered the question and who used both TRICARE and civilian medical benefits in the past 24 months (O69/Q70).

71. How do the following aspects of your or your family's TRICARE medical coverage compare to what is available in the civilian world?

b. Obtaining assistance when questions or problems arise

1. Much better in civilian plans 2. Better in civilian plans 3. No difference
 4. Better in TRICARE 5. Much better in TRICARE

	Percent Responding		Percentages					Max ME	Average Comparison		
			1	2	3	4	5				
MEMBER DEMOGRAPHICS											
Total DoD	24	±2	7	14	48	17	14	±3	3.2	±0.1	
ARNG	25	±2	7	12	49	17	15	±5	3.2	±0.1	
USAR	23	±3	5	18	45	17	15	±6	3.2	±0.2	
USNR	22	±3	9	9	47	18	17	±8	3.2	±0.2	
USMCR	22	±3	6	10	48	16	20	±7	3.3	±0.2	
ANG	26	±3	9	13	54	15	10	±7	3.0	±0.2	
USAFR	24	±3	8	15	45	19	14	±5	3.2	±0.2	
Enlisted	24	±2	7	13	48	17	15	±4	3.2	±0.1	
E1 – E4	22	±3	6	11	47	19	18	±7	3.3	±0.2	
E5 – E9	25	±2	7	14	49	16	14	±4	3.2	±0.1	
Officers	25	±2	7	16	48	19	10	±4	3.1	±0.1	
O1 – O3	27	±3	7	14	47	21	10	±6	3.1	±0.2	
O4 – O6	24	±2	7	17	49	17	10	±5	3.0	±0.1	
Reserve Unit	25	±2	7	13	49	18	14	±3	3.2	±0.1	
Military Technician	25	±3	8	16	52	16	8	±7	3.0	±0.2	
AGR/FTS/AR	23	±4	7	16	46	14	16	±8	3.2	±0.2	
IMA	20	±4	4	22	48	15	11	±10	3.1	±0.3	
Not Activated Past 24 Months	17	±2	5	12	48	18	17	±5	3.3	±0.2	
Activated Past 24 Months	32	±2	8	15	48	17	12	±3	3.1	±0.1	
Not Deployed Past 24 Months	19	±2	5	13	48	18	16	±4	3.3	±0.1	
Deployed Past 24 Months	35	±2	9	15	48	17	11	±3	3.1	±0.1	
SPOUSE DEMOGRAPHICS											
Male	25	±4	6	14	44	24	12	±8	3.2	±0.2	
Female	24	±2	7	14	49	16	14	±3	3.2	±0.1	
No College/Some College	24	±2	6	12	50	18	15	±4	3.2	±0.1	
4-Year Degree	25	±2	8	15	47	17	13	±5	3.1	±0.1	
Graduate/Professional Degree	26	±3	8	18	45	17	12	±6	3.1	±0.2	
Non-Hispanic White	25	±2	7	14	50	17	12	±3	3.1	±0.1	
Total Minority	23	±3	7	12	44	17	20	±6	3.3	±0.2	
Non-Hispanic Black	22	±4	6	14	42	15	23	±10	3.4	±0.2	
Hispanic	21	±4	8	9	47	21	15	±9	3.3	±0.2	
30 Years Old or Younger	25	±3	7	12	44	19	18	±6	3.3	±0.2	
31 to 40 Years Old	24	±2	7	13	50	17	13	±5	3.2	±0.1	
More Than 40 Years Old	25	±2	6	15	50	16	12	±4	3.1	±0.1	
FAMILY STATUS											
With Child(ren)	25	±2	7	14	47	18	15	±3	3.2	±0.1	
Without Child(ren)	24	±3	7	13	52	16	12	±5	3.1	±0.1	

Note. Percent responding are Reserve component spouses who answered the question and who used both TRICARE and civilian medical benefits in the past 24 months (Q69/Q70).

71. How do the following aspects of your or your family's TRICARE medical coverage compare to what is available in the civilian world?

b. Obtaining assistance when questions or problems arise

	Percent Responding		Percentages					Max ME	Average Comparison		
			1	2	3	4	5				
MEMBER COMPONENT BY PAYGRADE											
ARNG Enlisted	25	±3	6	11	50	17	16	±6	3.3	±0.2	
E1 – E4	23	±4	5	11	43	23	17	±10	3.4	±0.2	
E5 – E9	26	±3	6	11	53	14	16	±6	3.2	±0.2	
ARNG Officers	28	±3	10	16	46	20	9	±7	3.0	±0.2	
O1 – O3	29	±5	10	12	42	26	11	±11	3.2	±0.3	
O4 – O6	25	±5	12	18	49	14	7	±11	2.9	±0.3	
USAR Enlisted	23	±3	5	19	44	18	15	±7	3.2	±0.2	
E1 – E4	20	±5	6	10	55	12	17	±14	3.3	±0.3	
E5 – E9	25	±4	4	22	39	20	14	±8	3.2	±0.2	
USAR Officers	23	±3	5	18	48	17	13	±7	3.2	±0.2	
O1 – O3	24	±5	4	18	56	11	12	±12	3.1	±0.2	
O4 – O6	22	±4	6	18	42	19	15	±9	3.2	±0.2	
USNR Enlisted	22	±4	12	8	46	17	17	±11	3.2	±0.3	
E1 – E4	19	±5	6	4	47	15	28	±14	3.5	±0.4	
E5 – E9	22	±5	13	9	46	18	15	±12	3.1	±0.3	
USNR Officers	24	±4	2	12	50	20	15	±9	3.3	±0.2	
O1 – O3	22	±5	1	10	41	28	20	±12	3.6	±0.3	
O4 – O6	24	±5	3	13	53	18	14	±11	3.3	±0.2	
USMCR Enlisted	21	±4	5	10	47	16	22	±9	3.4	±0.2	
E1 – E4	21	±5	4	7	52	17	20	±12	3.4	±0.3	
E5 – E9	21	±5	5	13	43	16	24	±14	3.4	±0.3	
USMCR Officers	24	±4	9	10	50	16	16	±9	3.2	±0.2	
O1 – O3	27	±8	3	12	55	10	20	±16	3.3	±0.4	
O4 – O6	23	±5	11	8	46	20	14	±12	3.2	±0.3	
ANG Enlisted	25	±4	9	11	54	15	11	±8	3.1	±0.2	
E1 – E4	25	±5	8	13	46	14	19	±11	3.2	±0.3	
E5 – E9	25	±4	9	11	55	15	10	±9	3.1	±0.2	
ANG Officers	29	±4	7	19	52	19	4	±8	2.9	±0.2	
O1 – O3	30	±5	9	19	53	17	2	±10	2.8	±0.2	
O4 – O6	29	±5	6	19	52	19	4	±10	3.0	±0.2	
USAFR Enlisted	25	±3	7	15	43	19	16	±6	3.2	±0.2	
E1 – E4	28	±6	7	12	40	24	16	±12	3.3	±0.3	
E5 – E9	24	±3	7	16	44	18	16	±7	3.2	±0.2	
USAFR Officers	21	±3	9	17	48	18	8	±7	3.0	±0.2	
O1 – O3	25	±5	11	11	44	26	8	±12	3.1	±0.3	
O4 – O6	20	±3	9	19	50	15	7	±9	2.9	±0.2	

Note. Percent responding are Reserve component spouses who answered the question and who used both TRICARE and civilian medical benefits in the past 24 months (O69/Q70).

71. How do the following aspects of your or your family's TRICARE medical coverage compare to what is available in the civilian world?

c. Out-of-pocket cost for care

1. Much better in civilian plans 2. Better in civilian plans 3. No difference
 4. Better in TRICARE 5. Much better in TRICARE

	Percent Responding		Percentages					Max ME	Average Comparison		
			1	2	3	4	5				
MEMBER DEMOGRAPHICS											
Total DoD	25	±2	4	8	22	31	35	±3	3.9	±0.1	
ARNG	25	±2	4	8	22	29	37	±5	3.9	±0.1	
USAR	23	±3	5	7	20	35	33	±6	3.8	±0.2	
USNR	22	±3	6	8	20	27	38	±8	3.8	±0.3	
USMCR	22	±3	5	6	19	29	41	±7	3.9	±0.2	
ANG	26	±3	3	8	26	32	31	±7	3.8	±0.2	
USAFR	24	±3	4	9	17	35	35	±5	3.9	±0.2	
Enlisted	24	±2	4	8	21	30	36	±3	3.9	±0.1	
E1 – E4	22	±3	4	8	19	30	39	±7	3.9	±0.2	
E5 – E9	25	±2	4	8	22	30	35	±4	3.8	±0.1	
Officers	25	±2	4	7	23	35	31	±4	3.8	±0.1	
O1 – O3	27	±3	5	6	22	33	35	±6	3.9	±0.2	
O4 – O6	24	±2	4	8	22	37	30	±5	3.8	±0.1	
Reserve Unit	25	±2	5	8	22	32	34	±3	3.8	±0.1	
Military Technician	25	±3	6	6	23	32	33	±7	3.8	±0.2	
AGR/FTS/AR	24	±4	3	7	21	28	40	±8	4.0	±0.2	
IMA	20	±4	2	8	17	43	29	±10	3.9	±0.2	
Not Activated Past 24 Months	17	±2	5	9	21	30	35	±5	3.8	±0.2	
Activated Past 24 Months	32	±2	4	7	22	32	35	±3	3.9	±0.1	
Not Deployed Past 24 Months	19	±2	5	8	19	31	37	±4	3.9	±0.1	
Deployed Past 24 Months	36	±2	4	7	25	31	33	±3	3.8	±0.1	
SPOUSE DEMOGRAPHICS											
Male	26	±4	5	10	23	35	28	±8	3.7	±0.2	
Female	24	±2	4	7	22	31	36	±3	3.9	±0.1	
No College/Some College	24	±2	4	7	22	30	36	±4	3.9	±0.1	
4-Year Degree	25	±2	5	8	19	33	35	±5	3.9	±0.2	
Graduate/Professional Degree	26	±3	3	9	23	34	32	±5	3.8	±0.2	
Non-Hispanic White	25	±2	4	8	21	32	35	±3	3.9	±0.1	
Total Minority	23	±3	4	8	23	29	36	±6	3.8	±0.2	
Non-Hispanic Black	23	±4	8	5	21	27	40	±10	3.9	±0.3	
Hispanic	21	±4	3	9	24	33	31	±9	3.8	±0.2	
30 Years Old or Younger	26	±3	4	6	18	29	44	±6	4.0	±0.2	
31 to 40 Years Old	24	±2	6	7	19	32	37	±5	3.9	±0.2	
More Than 40 Years Old	25	±2	4	10	26	33	27	±4	3.7	±0.1	
FAMILY STATUS											
With Child(ren)	25	±2	4	7	21	31	37	±3	3.9	±0.1	
Without Child(ren)	24	±3	5	9	23	33	31	±5	3.8	±0.2	

Note. Percent responding are Reserve component spouses who answered the question and who used both TRICARE and civilian medical benefits in the past 24 months (Q69/Q70).

71. How do the following aspects of your or your family's TRICARE medical coverage compare to what is available in the civilian world?

c. Out-of-pocket cost for care

	Percent Responding		Percentages					Max ME	Average Comparison		
			1	2	3	4	5				
MEMBER COMPONENT BY PAYGRADE											
ARNG Enlisted	25	±3	4	9	22	28	37	±6	3.9	±0.2	
E1 – E4	23	±4	5	8	23	25	40	±11	3.9	±0.3	
E5 – E9	26	±3	3	9	22	29	36	±6	3.9	±0.2	
ARNG Officers	28	±3	6	4	23	33	35	±7	3.9	±0.2	
O1 – O3	29	±5	7	1	19	35	38	±11	3.9	±0.3	
O4 – O6	25	±5	4	6	23	31	36	±11	3.9	±0.3	
USAR Enlisted	23	±3	5	7	18	37	35	±7	3.9	±0.2	
E1 – E4	21	±5	1	9	13	43	33	±14	4.0	±0.3	
E5 – E9	25	±4	6	5	19	34	35	±8	3.9	±0.2	
USAR Officers	23	±3	4	9	28	31	28	±7	3.7	±0.2	
O1 – O3	24	±5	5	13	28	25	29	±12	3.6	±0.3	
O4 – O6	23	±4	4	7	28	32	28	±9	3.7	±0.2	
USNR Enlisted	22	±4	8	8	22	23	39	±11	3.8	±0.3	
E1 – E4	19	±5	5	9	15	18	52	±14	4.0	±0.4	
E5 – E9	22	±5	9	7	24	24	36	±13	3.7	±0.4	
USNR Officers	23	±4	3	9	16	36	36	±9	3.9	±0.2	
O1 – O3	22	±5	NR	5	12	41	41	±12	4.2	±0.2	
O4 – O6	23	±5	4	11	17	34	34	±11	3.8	±0.3	
USMCR Enlisted	22	±4	5	6	18	28	43	±9	4.0	±0.2	
E1 – E4	21	±5	8	6	21	22	43	±12	3.9	±0.3	
E5 – E9	22	±6	2	6	16	33	43	±14	4.1	±0.3	
USMCR Officers	24	±4	6	7	20	33	34	±9	3.8	±0.3	
O1 – O3	27	±8	NR	9	16	37	39	±16	4.0	±0.3	
O4 – O6	24	±5	7	5	19	34	36	±12	3.9	±0.3	
ANG Enlisted	26	±4	3	7	27	29	33	±8	3.8	±0.2	
E1 – E4	25	±5	8	7	21	21	43	±11	3.8	±0.3	
E5 – E9	26	±4	3	7	27	30	32	±9	3.8	±0.2	
ANG Officers	29	±4	2	8	23	42	25	±8	3.8	±0.2	
O1 – O3	30	±5	2	8	31	31	28	±10	3.8	±0.2	
O4 – O6	29	±5	3	8	19	47	23	±11	3.8	±0.2	
USAFR Enlisted	25	±3	4	9	17	34	36	±7	3.9	±0.2	
E1 – E4	28	±6	5	10	14	34	36	±12	3.9	±0.3	
E5 – E9	24	±3	4	9	18	33	37	±8	3.9	±0.2	
USAFR Officers	22	±3	3	9	18	40	30	±7	3.8	±0.2	
O1 – O3	25	±5	2	6	13	39	40	±12	4.1	±0.3	
O4 – O6	21	±4	4	11	20	40	26	±9	3.7	±0.2	

Note. Percent responding are Reserve component spouses who answered the question and who used both TRICARE and civilian medical benefits in the past 24 months (O69/Q70).

NR: Not reportable

71. How do the following aspects of your or your family's TRICARE medical coverage compare to what is available in the civilian world?

d. Professionalism/"bedside manner" of physicians and other medical providers

- 1. Much better in civilian plans
- 2. Better in civilian plans
- 3. No difference
- 4. Better in TRICARE
- 5. Much better in TRICARE

	Percent Responding		Percentages					Max ME	Average Comparison		
			1	2	3	4	5				
MEMBER DEMOGRAPHICS											
Total DoD	24	±2	5	9	68	8	10	±3	3.1	±0.1	
ARNG	25	±2	5	6	69	8	11	±5	3.1	±0.1	
USAR	23	±3	4	13	62	10	11	±6	3.1	±0.1	
USNR	22	±3	4	10	65	11	11	±8	3.2	±0.2	
USMCR	22	±3	4	10	68	6	12	±7	3.1	±0.2	
ANG	26	±3	4	9	76	5	7	±6	3.0	±0.1	
USAFR	24	±3	7	11	63	9	10	±5	3.0	±0.1	
Enlisted	24	±2	5	9	67	8	12	±3	3.1	±0.1	
E1 – E4	23	±3	4	8	62	10	16	±7	3.3	±0.2	
E5 – E9	25	±2	5	9	68	8	10	±4	3.1	±0.1	
Officers	25	±2	5	10	71	8	6	±4	3.0	±0.1	
O1 – O3	27	±3	6	9	70	9	6	±6	3.0	±0.1	
O4 – O6	24	±2	5	12	72	7	5	±4	2.9	±0.1	
Reserve Unit	25	±2	4	8	70	8	10	±3	3.1	±0.1	
Military Technician	25	±3	5	6	77	7	5	±6	3.0	±0.1	
AGR/FTS/AR	23	±4	9	14	53	9	14	±8	3.0	±0.2	
IMA	20	±4	6	16	66	6	6	±11	2.9	±0.2	
Not Activated Past 24 Months	17	±2	5	10	64	8	13	±5	3.1	±0.1	
Activated Past 24 Months	32	±2	5	9	70	8	9	±3	3.1	±0.1	
Not Deployed Past 24 Months	19	±2	5	10	65	8	12	±4	3.1	±0.1	
Deployed Past 24 Months	35	±2	5	8	71	8	9	±3	3.1	±0.1	
SPOUSE DEMOGRAPHICS											
Male	26	±4	12	8	60	11	8	±8	3.0	±0.2	
Female	24	±2	4	9	69	8	11	±3	3.1	±0.1	
No College/Some College	24	±2	4	9	65	10	12	±4	3.2	±0.1	
4-Year Degree	25	±2	5	8	72	7	9	±5	3.1	±0.1	
Graduate/Professional Degree	26	±3	7	11	68	7	7	±6	3.0	±0.1	
Non-Hispanic White	25	±2	4	8	72	7	8	±3	3.1	±0.1	
Total Minority	23	±3	6	11	57	11	15	±6	3.2	±0.2	
Non-Hispanic Black	23	±4	7	11	54	10	17	±10	3.2	±0.2	
Hispanic	21	±4	4	12	62	11	11	±9	3.1	±0.2	
30 Years Old or Younger	26	±3	4	8	68	7	13	±5	3.2	±0.1	
31 to 40 Years Old	24	±2	5	10	67	8	10	±5	3.1	±0.1	
More Than 40 Years Old	24	±2	6	9	68	9	9	±4	3.1	±0.1	
FAMILY STATUS											
With Child(ren)	25	±2	5	9	67	8	11	±3	3.1	±0.1	
Without Child(ren)	24	±3	4	9	69	8	10	±5	3.1	±0.1	

Note. Percent responding are Reserve component spouses who answered the question and who used both TRICARE and civilian medical benefits in the past 24 months (Q69/Q70).

71. How do the following aspects of your or your family's TRICARE medical coverage compare to what is available in the civilian world?

d. Professionalism/"bedside manner" of physicians and other medical providers

	Percent Responding		Percentages					Max ME	Average Comparison		
			1	2	3	4	5				
MEMBER COMPONENT BY PAYGRADE											
ARNG Enlisted	25	±3	5	6	68	8	13	±6	3.2	±0.1	
E1 – E4	23	±4	4	4	65	10	18	±10	3.3	±0.2	
E5 – E9	26	±3	5	7	70	8	11	±6	3.1	±0.2	
ARNG Officers	28	±3	7	9	71	7	5	±7	3.0	±0.2	
O1 – O3	29	±5	7	8	69	11	5	±11	3.0	±0.2	
O4 – O6	25	±5	10	8	77	2	3	±11	2.8	±0.2	
USAR Enlisted	23	±3	5	14	60	11	11	±7	3.1	±0.2	
E1 – E4	21	±5	3	16	59	10	11	±15	3.1	±0.3	
E5 – E9	25	±4	5	13	60	11	11	±8	3.1	±0.2	
USAR Officers	23	±3	3	10	68	9	9	±7	3.1	±0.2	
O1 – O3	24	±5	5	8	68	8	11	±12	3.1	±0.2	
O4 – O6	23	±4	2	12	68	10	7	±9	3.1	±0.2	
USNR Enlisted	21	±4	5	6	64	12	13	±11	3.2	±0.2	
E1 – E4	19	±5	5	5	50	13	26	±14	3.5	±0.3	
E5 – E9	22	±5	5	6	67	11	10	±13	3.2	±0.3	
USNR Officers	23	±4	1	17	66	8	8	±9	3.0	±0.2	
O1 – O3	22	±5	2	11	74	7	6	±11	3.0	±0.2	
O4 – O6	24	±5	1	19	64	8	8	±11	3.0	±0.2	
USMCR Enlisted	22	±4	4	10	67	4	15	±9	3.2	±0.2	
E1 – E4	22	±5	6	9	66	4	15	±12	3.1	±0.3	
E5 – E9	22	±6	2	11	68	4	14	±14	3.2	±0.3	
USMCR Officers	24	±4	6	10	71	9	4	±9	2.9	±0.2	
O1 – O3	27	±8	3	15	61	10	10	±16	3.1	±0.3	
O4 – O6	24	±5	8	7	73	10	2	±12	2.9	±0.2	
ANG Enlisted	26	±4	4	9	74	4	8	±7	3.0	±0.2	
E1 – E4	25	±5	9	8	59	8	17	±11	3.2	±0.3	
E5 – E9	26	±4	4	10	76	3	7	±8	3.0	±0.2	
ANG Officers	29	±4	3	9	80	7	1	±7	3.0	±0.1	
O1 – O3	31	±5	4	8	81	6	1	±9	2.9	±0.2	
O4 – O6	28	±5	3	9	79	8	1	±9	3.0	±0.2	
USAFR Enlisted	25	±3	6	10	63	9	12	±7	3.1	±0.2	
E1 – E4	27	±6	8	6	58	13	15	±12	3.2	±0.3	
E5 – E9	24	±3	6	11	64	8	11	±8	3.1	±0.2	
USAFR Officers	21	±3	9	14	65	9	4	±7	2.8	±0.2	
O1 – O3	24	±5	11	15	59	12	3	±13	2.8	±0.3	
O4 – O6	21	±4	8	14	67	7	4	±9	2.9	±0.2	

Note. Percent responding are Reserve component spouses who answered the question and who used both TRICARE and civilian medical benefits in the past 24 months (O69/Q70).

71. How do the following aspects of your or your family's TRICARE medical coverage compare to what is available in the civilian world?

e. Availability of medical providers

1. Much better in civilian plans 2. Better in civilian plans 3. No difference
 4. Better in TRICARE 5. Much better in TRICARE

	Percent Responding		Percentages					Max ME	Average Comparison		
			1	2	3	4	5				
MEMBER DEMOGRAPHICS											
Total DoD	24	±2	11	21	49	8	10	±3	2.8	±0.1	
ARNG	25	±2	11	22	50	7	11	±5	2.8	±0.1	
USAR	23	±3	11	24	44	11	11	±6	2.9	±0.2	
USNR	22	±3	8	20	51	10	12	±8	3.0	±0.2	
USMCR	22	±3	15	20	45	8	12	±7	2.8	±0.2	
ANG	26	±3	13	20	54	5	7	±7	2.7	±0.2	
USAFR	24	±3	13	21	47	11	9	±5	2.8	±0.2	
Enlisted	24	±2	11	21	49	8	11	±4	2.9	±0.1	
E1 – E4	22	±3	9	18	48	9	16	±7	3.1	±0.2	
E5 – E9	25	±2	12	22	49	8	10	±4	2.8	±0.1	
Officers	25	±2	13	24	49	9	5	±4	2.7	±0.1	
O1 – O3	27	±3	14	21	49	11	6	±6	2.7	±0.2	
O4 – O6	24	±2	12	26	49	7	5	±5	2.7	±0.1	
Reserve Unit	25	±2	11	20	51	8	10	±3	2.9	±0.1	
Military Technician	25	±3	12	19	54	8	7	±7	2.8	±0.2	
AGR/FTS/AR	23	±4	16	29	34	8	13	±8	2.7	±0.2	
IMA	20	±4	10	35	42	9	3	±11	2.6	±0.2	
Not Activated Past 24 Months	17	±2	10	23	44	9	13	±5	2.9	±0.2	
Activated Past 24 Months	32	±2	12	21	51	8	9	±3	2.8	±0.1	
Not Deployed Past 24 Months	19	±2	10	24	44	9	12	±4	2.9	±0.1	
Deployed Past 24 Months	35	±2	13	19	54	8	8	±3	2.8	±0.1	
SPOUSE DEMOGRAPHICS											
Male	26	±4	11	17	49	12	10	±8	2.9	±0.2	
Female	24	±2	11	22	49	8	10	±3	2.8	±0.1	
No College/Some College	24	±2	10	19	49	9	12	±4	2.9	±0.1	
4-Year Degree	25	±2	13	23	50	7	8	±5	2.7	±0.1	
Graduate/Professional Degree	26	±3	12	26	46	9	6	±6	2.7	±0.2	
Non-Hispanic White	25	±2	12	22	52	7	8	±3	2.8	±0.1	
Total Minority	22	±3	9	21	42	13	16	±6	3.1	±0.2	
Non-Hispanic Black	22	±4	8	22	40	11	18	±10	3.1	±0.3	
Hispanic	21	±4	7	23	44	13	12	±9	3.0	±0.2	
30 Years Old or Younger	25	±3	12	19	48	8	13	±6	2.9	±0.2	
31 to 40 Years Old	24	±2	12	25	45	9	8	±5	2.8	±0.1	
More Than 40 Years Old	24	±2	10	21	52	8	9	±4	2.9	±0.1	
FAMILY STATUS											
With Child(ren)	25	±2	11	23	48	8	10	±3	2.8	±0.1	
Without Child(ren)	24	±3	12	18	52	9	10	±5	2.9	±0.2	

Note. Percent responding are Reserve component spouses who answered the question and who used both TRICARE and civilian medical benefits in the past 24 months (Q69/Q70).

71. How do the following aspects of your or your family's TRICARE medical coverage compare to what is available in the civilian world?

e. Availability of medical providers

	Percent Responding		Percentages					Max ME	Average Comparison		
			1	2	3	4	5				
MEMBER COMPONENT BY PAYGRADE											
ARNG Enlisted	25	±3	10	22	50	6	12	±6	2.9	±0.2	
E1 – E4	23	±4	8	18	52	5	16	±10	3.0	±0.3	
E5 – E9	26	±3	11	23	49	7	10	±6	2.8	±0.2	
ARNG Officers	28	±3	16	22	48	10	4	±7	2.6	±0.2	
O1 – O3	29	±5	18	20	45	12	5	±10	2.7	±0.3	
O4 – O6	25	±5	13	23	54	7	3	±11	2.6	±0.2	
USAR Enlisted	23	±3	11	22	43	12	12	±7	2.9	±0.2	
E1 – E4	20	±5	4	21	44	16	15	±14	3.2	±0.3	
E5 – E9	25	±4	14	23	42	10	10	±8	2.8	±0.2	
USAR Officers	23	±3	9	27	45	10	8	±7	2.8	±0.2	
O1 – O3	24	±5	8	22	51	11	9	±12	2.9	±0.3	
O4 – O6	23	±4	12	31	41	8	7	±9	2.7	±0.2	
USNR Enlisted	22	±4	7	18	51	11	12	±11	3.0	±0.3	
E1 – E4	19	±5	10	10	47	15	19	±14	3.2	±0.4	
E5 – E9	22	±5	7	20	52	10	11	±13	3.0	±0.3	
USNR Officers	23	±4	8	23	51	7	10	±9	2.9	±0.2	
O1 – O3	22	±5	6	21	60	6	8	±12	2.9	±0.3	
O4 – O6	24	±5	9	24	48	8	11	±11	2.9	±0.3	
USMCR Enlisted	22	±4	16	19	41	10	14	±9	2.9	±0.3	
E1 – E4	22	±5	15	17	44	7	17	±12	2.9	±0.3	
E5 – E9	22	±6	17	20	38	12	13	±14	2.8	±0.4	
USMCR Officers	24	±4	14	23	55	5	4	±9	2.6	±0.2	
O1 – O3	27	±8	10	28	49	7	7	±16	2.7	±0.4	
O4 – O6	24	±5	15	21	57	5	3	±12	2.6	±0.2	
ANG Enlisted	26	±4	14	18	54	5	9	±8	2.8	±0.2	
E1 – E4	25	±5	21	20	40	3	16	±11	2.7	±0.3	
E5 – E9	26	±4	13	18	56	5	8	±9	2.8	±0.2	
ANG Officers	29	±4	12	24	56	7	1	±8	2.6	±0.2	
O1 – O3	31	±5	12	24	57	6	1	±10	2.6	±0.2	
O4 – O6	29	±5	11	24	56	8	1	±11	2.6	±0.2	
USAFR Enlisted	25	±3	12	18	48	12	10	±7	2.9	±0.2	
E1 – E4	28	±6	14	12	45	15	14	±12	3.0	±0.3	
E5 – E9	24	±3	12	19	48	11	10	±7	2.9	±0.2	
USAFR Officers	21	±3	15	29	45	9	3	±7	2.6	±0.2	
O1 – O3	24	±5	17	19	44	17	4	±12	2.7	±0.3	
O4 – O6	21	±4	14	32	45	6	3	±9	2.5	±0.2	

Note. Percent responding are Reserve component spouses who answered the question and who used both TRICARE and civilian medical benefits in the past 24 months (O69/Q70).

71. How do the following aspects of your or your family's TRICARE medical coverage compare to what is available in the civilian world?

f. Availability of specialists

1. Much better in civilian plans 2. Better in civilian plans 3. No difference
 4. Better in TRICARE 5. Much better in TRICARE

	Percent Responding		Percentages					Max ME	Average Comparison		
			1	2	3	4	5				
MEMBER DEMOGRAPHICS											
Total DoD	24	±2	11	20	52	7	10	±3	2.8	±0.1	
ARNG	25	±2	10	19	54	6	10	±5	2.9	±0.1	
USAR	23	±3	11	23	46	10	10	±6	2.9	±0.2	
USNR	22	±3	8	14	58	8	11	±8	3.0	±0.2	
USMCR	22	±3	14	19	50	7	10	±7	2.8	±0.2	
ANG	26	±3	13	20	57	4	6	±7	2.7	±0.2	
USAFR	24	±3	12	20	49	10	9	±5	2.8	±0.2	
Enlisted	24	±2	11	19	52	7	11	±4	2.9	±0.1	
E1 – E4	22	±3	10	13	53	9	16	±7	3.1	±0.2	
E5 – E9	25	±2	11	21	52	7	10	±4	2.8	±0.1	
Officers	25	±2	12	22	53	8	5	±4	2.7	±0.1	
O1 – O3	27	±3	14	19	53	8	6	±6	2.7	±0.2	
O4 – O6	24	±2	11	25	52	7	4	±5	2.7	±0.1	
Reserve Unit	25	±2	11	18	55	7	9	±3	2.9	±0.1	
Military Technician	25	±3	12	19	57	6	6	±7	2.8	±0.2	
AGR/FTS/AR	23	±4	13	32	36	7	12	±9	2.7	±0.2	
IMA	20	±4	13	29	44	8	6	±11	2.7	±0.3	
Not Activated Past 24 Months	17	±2	10	19	51	8	12	±5	2.9	±0.2	
Activated Past 24 Months	32	±2	11	20	53	7	8	±3	2.8	±0.1	
Not Deployed Past 24 Months	19	±2	10	22	49	8	12	±4	2.9	±0.1	
Deployed Past 24 Months	36	±2	13	18	55	7	8	±3	2.8	±0.1	
SPOUSE DEMOGRAPHICS											
Male	26	±4	12	16	53	11	8	±8	2.9	±0.2	
Female	24	±2	11	20	52	7	10	±3	2.8	±0.1	
No College/Some College	24	±2	11	17	53	8	12	±4	2.9	±0.1	
4-Year Degree	25	±2	11	22	53	6	8	±5	2.8	±0.1	
Graduate/Professional Degree	26	±3	12	25	50	7	5	±6	2.7	±0.1	
Non-Hispanic White	25	±2	11	19	56	6	7	±3	2.8	±0.1	
Total Minority	23	±3	10	21	42	11	16	±6	3.0	±0.2	
Non-Hispanic Black	23	±4	8	18	43	11	20	±10	3.2	±0.3	
Hispanic	21	±4	12	23	42	11	12	±9	2.9	±0.2	
30 Years Old or Younger	26	±3	11	17	52	7	12	±6	2.9	±0.2	
31 to 40 Years Old	24	±2	12	21	51	7	8	±5	2.8	±0.1	
More Than 40 Years Old	24	±2	10	20	54	7	9	±4	2.9	±0.1	
FAMILY STATUS											
With Child(ren)	25	±2	11	20	52	7	9	±3	2.8	±0.1	
Without Child(ren)	24	±3	11	18	54	8	10	±5	2.9	±0.2	

Note. Percent responding are Reserve component spouses who answered the question and who used both TRICARE and civilian medical benefits in the past 24 months (Q69/Q70).

71. How do the following aspects of your or your family's TRICARE medical coverage compare to what is available in the civilian world?

f. Availability of specialists

	Percent Responding		Percentages					Max ME	Average Comparison		
			1	2	3	4	5				
MEMBER COMPONENT BY PAYGRADE											
ARNG Enlisted	25	±3	9	19	54	6	12	±6	2.9	±0.2	
E1 – E4	23	±4	10	10	58	5	17	±10	3.1	±0.3	
E5 – E9	26	±3	9	23	52	6	10	±6	2.9	±0.2	
ARNG Officers	28	±3	14	19	54	9	4	±7	2.7	±0.2	
O1 – O3	29	±5	17	21	48	10	5	±10	2.7	±0.3	
O4 – O6	25	±5	11	21	55	9	4	±11	2.7	±0.2	
USAR Enlisted	23	±3	11	23	44	11	11	±7	2.9	±0.2	
E1 – E4	20	±5	6	18	48	14	13	±14	3.1	±0.3	
E5 – E9	25	±4	13	25	42	10	10	±8	2.8	±0.2	
USAR Officers	23	±3	10	21	52	8	8	±7	2.8	±0.2	
O1 – O3	24	±5	11	15	57	7	10	±12	2.9	±0.3	
O4 – O6	23	±4	10	27	48	9	6	±9	2.7	±0.2	
USNR Enlisted	21	±4	7	9	62	9	12	±11	3.1	±0.2	
E1 – E4	19	±5	12	4	49	15	20	±14	3.3	±0.4	
E5 – E9	22	±5	7	10	65	8	11	±12	3.1	±0.3	
USNR Officers	23	±4	10	25	50	6	9	±9	2.8	±0.2	
O1 – O3	22	±5	6	22	62	4	6	±12	2.8	±0.2	
O4 – O6	24	±5	12	26	46	6	10	±11	2.8	±0.3	
USMCR Enlisted	22	±4	13	19	48	7	13	±9	2.9	±0.2	
E1 – E4	22	±5	12	16	50	6	17	±12	3.0	±0.3	
E5 – E9	22	±6	14	21	46	9	10	±14	2.8	±0.3	
USMCR Officers	24	±4	14	20	57	7	3	±9	2.7	±0.2	
O1 – O3	26	±8	10	16	63	3	7	±17	2.8	±0.3	
O4 – O6	23	±5	16	19	55	7	2	±12	2.6	±0.3	
ANG Enlisted	25	±4	13	19	56	3	8	±8	2.7	±0.2	
E1 – E4	24	±5	20	14	46	6	14	±11	2.8	±0.3	
E5 – E9	26	±4	13	20	58	3	7	±9	2.7	±0.2	
ANG Officers	29	±4	11	23	61	5	0	±8	2.6	±0.2	
O1 – O3	30	±5	12	22	59	7	0	±10	2.6	±0.2	
O4 – O6	29	±5	10	23	61	5	1	±11	2.6	±0.2	
USAFR Enlisted	25	±3	11	17	49	11	11	±7	2.9	±0.2	
E1 – E4	28	±6	10	13	43	19	14	±12	3.1	±0.3	
E5 – E9	24	±3	12	18	51	9	11	±7	2.9	±0.2	
USAFR Officers	21	±3	15	28	47	7	4	±7	2.6	±0.2	
O1 – O3	24	±5	21	18	45	11	5	±12	2.6	±0.3	
O4 – O6	21	±4	13	31	48	5	3	±9	2.5	±0.2	

Note. Percent responding are Reserve component spouses who answered the question and who used both TRICARE and civilian medical benefits in the past 24 months (O69/Q70).

71. How do the following aspects of your or your family's TRICARE medical coverage compare to what is available in the civilian world?

g. Ability to get appointments

- 1. Much better in civilian plans
- 2. Better in civilian plans
- 3. No difference
- 4. Better in TRICARE
- 5. Much better in TRICARE

	Percent Responding		Percentages					Max ME	Average Comparison		
			1	2	3	4	5				
MEMBER DEMOGRAPHICS											
Total DoD	24	±2	9	13	62	7	9	±3	2.9	±0.1	
ARNG	25	±2	8	11	66	5	10	±5	3.0	±0.1	
USAR	23	±3	9	16	55	9	11	±6	3.0	±0.2	
USNR	22	±3	7	15	59	10	9	±8	3.0	±0.2	
USMCR	22	±3	9	13	62	8	9	±7	3.0	±0.2	
ANG	26	±3	10	13	65	7	5	±7	2.9	±0.2	
USAFR	24	±3	11	18	54	9	9	±5	2.9	±0.2	
Enlisted	24	±2	8	13	61	7	10	±4	3.0	±0.1	
E1 – E4	22	±3	7	11	60	8	14	±7	3.1	±0.2	
E5 – E9	25	±2	9	14	62	7	9	±4	2.9	±0.1	
Officers	25	±2	10	14	63	7	5	±4	2.8	±0.1	
O1 – O3	27	±3	11	9	67	8	5	±6	2.9	±0.2	
O4 – O6	24	±2	10	19	60	7	5	±5	2.8	±0.1	
Reserve Unit	25	±2	8	12	64	7	9	±3	3.0	±0.1	
Military Technician	25	±3	10	12	65	7	6	±7	2.9	±0.2	
AGR/FTS/AR	23	±4	13	22	46	7	12	±8	2.8	±0.2	
IMA	20	±4	10	30	50	8	2	±11	2.6	±0.2	
Not Activated Past 24 Months	17	±2	9	15	57	7	12	±5	3.0	±0.2	
Activated Past 24 Months	32	±2	9	12	64	7	8	±3	2.9	±0.1	
Not Deployed Past 24 Months	19	±2	8	16	57	8	11	±4	3.0	±0.1	
Deployed Past 24 Months	36	±2	10	11	66	6	7	±3	2.9	±0.1	
SPOUSE DEMOGRAPHICS											
Male	26	±4	11	19	52	11	7	±8	2.9	±0.2	
Female	24	±2	8	12	63	7	10	±3	3.0	±0.1	
No College/Some College	24	±2	9	12	61	8	11	±4	3.0	±0.1	
4-Year Degree	25	±2	9	14	63	6	8	±5	2.9	±0.1	
Graduate/Professional Degree	26	±3	9	17	61	8	5	±6	2.8	±0.1	
Non-Hispanic White	25	±2	9	13	66	6	7	±3	2.9	±0.1	
Total Minority	23	±3	9	15	51	10	15	±6	3.1	±0.2	
Non-Hispanic Black	23	±4	8	12	53	8	19	±10	3.2	±0.3	
Hispanic	21	±4	10	18	49	13	10	±9	2.9	±0.2	
30 Years Old or Younger	25	±3	9	10	62	8	11	±5	3.0	±0.1	
31 to 40 Years Old	24	±2	9	15	61	7	8	±5	2.9	±0.1	
More Than 40 Years Old	25	±2	8	14	62	7	9	±4	2.9	±0.1	
FAMILY STATUS											
With Child(ren)	25	±2	9	14	62	7	9	±3	2.9	±0.1	
Without Child(ren)	24	±3	9	12	61	9	10	±6	3.0	±0.2	

Note. Percent responding are Reserve component spouses who answered the question and who used both TRICARE and civilian medical benefits in the past 24 months (Q69/Q70).

71. How do the following aspects of your or your family's TRICARE medical coverage compare to what is available in the civilian world?

g. Ability to get appointments

	Percent Responding		Percentages					Max ME	Average Comparison		
			1	2	3	4	5				
MEMBER COMPONENT BY PAYGRADE											
ARNG Enlisted	25	±3	7	10	66	5	12	±6	3.0	±0.2	
E1 – E4	23	±4	8	6	66	4	16	±10	3.1	±0.3	
E5 – E9	26	±3	7	12	65	6	10	±6	3.0	±0.2	
ARNG Officers	28	±3	11	13	66	6	4	±7	2.8	±0.2	
O1 – O3	29	±5	12	8	68	8	5	±11	2.9	±0.2	
O4 – O6	25	±5	10	20	64	2	3	±12	2.7	±0.2	
USAR Enlisted	23	±3	9	18	52	9	11	±7	2.9	±0.2	
E1 – E4	20	±5	4	19	53	13	11	±15	3.1	±0.3	
E5 – E9	24	±4	12	18	52	7	12	±8	2.9	±0.2	
USAR Officers	23	±3	8	10	63	10	8	±7	3.0	±0.2	
O1 – O3	24	±5	8	7	67	7	10	±12	3.0	±0.3	
O4 – O6	23	±4	9	14	59	12	7	±9	2.9	±0.2	
USNR Enlisted	22	±4	7	15	57	11	10	±11	3.0	±0.2	
E1 – E4	19	±5	7	10	53	10	20	±14	3.3	±0.3	
E5 – E9	22	±5	7	15	58	12	7	±13	3.0	±0.3	
USNR Officers	23	±4	6	15	63	8	8	±9	3.0	±0.2	
O1 – O3	22	±5	3	8	77	7	4	±11	3.0	±0.2	
O4 – O6	24	±5	7	18	57	8	10	±11	3.0	±0.3	
USMCR Enlisted	22	±4	7	12	61	9	11	±9	3.0	±0.2	
E1 – E4	22	±5	10	12	58	6	15	±12	3.0	±0.3	
E5 – E9	22	±6	5	12	64	12	7	±14	3.1	±0.3	
USMCR Officers	24	±4	13	15	65	5	3	±9	2.7	±0.2	
O1 – O3	27	±8	13	16	61	3	7	±16	2.7	±0.4	
O4 – O6	24	±5	15	13	66	5	2	±12	2.7	±0.2	
ANG Enlisted	26	±4	9	12	65	7	6	±8	2.9	±0.2	
E1 – E4	25	±5	10	14	54	10	12	±11	3.0	±0.3	
E5 – E9	26	±4	9	12	67	6	6	±9	2.9	±0.2	
ANG Officers	29	±4	11	15	65	7	1	±8	2.7	±0.2	
O1 – O3	30	±5	8	12	70	10	0	±10	2.8	±0.2	
O4 – O6	29	±5	13	17	63	6	2	±11	2.7	±0.2	
USAFR Enlisted	25	±3	9	17	55	9	11	±7	3.0	±0.2	
E1 – E4	28	±6	7	16	51	9	17	±12	3.1	±0.3	
E5 – E9	24	±3	10	17	56	8	9	±8	2.9	±0.2	
USAFR Officers	22	±3	15	23	51	8	3	±7	2.6	±0.2	
O1 – O3	25	±5	25	12	47	12	4	±11	2.6	±0.3	
O4 – O6	21	±4	11	27	52	7	3	±9	2.6	±0.2	

Note. Percent responding are Reserve component spouses who answered the question and who used both TRICARE and civilian medical benefits in the past 24 months (O69/Q70).

71. How do the following aspects of your or your family's TRICARE medical coverage compare to what is available in the civilian world?

h. Waiting time in the clinic

1. Much better in civilian plans 2. Better in civilian plans 3. No difference
 4. Better in TRICARE 5. Much better in TRICARE

	Percent Responding		Percentages					Max ME	Average Comparison		
			1	2	3	4	5				
MEMBER DEMOGRAPHICS											
Total DoD	24	±2	5	9	71	7	8	±3	3.0	±0.1	
ARNG	25	±2	5	7	74	5	9	±4	3.1	±0.1	
USAR	23	±3	4	12	64	11	8	±6	3.1	±0.1	
USNR	22	±3	3	7	72	8	10	±7	3.1	±0.2	
USMCR	22	±3	6	9	72	5	8	±7	3.0	±0.2	
ANG	26	±3	7	8	75	5	5	±6	2.9	±0.1	
USAFR	24	±3	5	11	69	8	7	±5	3.0	±0.1	
Enlisted	24	±2	4	9	72	7	9	±3	3.1	±0.1	
E1 – E4	23	±3	4	7	69	9	10	±6	3.1	±0.1	
E5 – E9	25	±2	4	9	72	6	8	±4	3.0	±0.1	
Officers	25	±2	7	10	70	7	5	±4	2.9	±0.1	
O1 – O3	27	±3	8	7	73	7	5	±6	2.9	±0.1	
O4 – O6	24	±2	6	13	68	7	5	±5	2.9	±0.1	
Reserve Unit	25	±2	5	8	73	7	8	±3	3.0	±0.1	
Military Technician	25	±3	7	8	74	7	4	±7	2.9	±0.1	
AGR/FTS/AR	23	±4	8	15	59	7	12	±9	3.0	±0.2	
IMA	20	±4	7	16	68	7	2	±10	2.8	±0.2	
Not Activated Past 24 Months	17	±2	4	8	69	7	11	±5	3.1	±0.1	
Activated Past 24 Months	32	±2	6	9	72	6	7	±3	3.0	±0.1	
Not Deployed Past 24 Months	19	±2	4	10	69	8	10	±4	3.1	±0.1	
Deployed Past 24 Months	35	±2	6	8	74	6	6	±3	3.0	±0.1	
SPOUSE DEMOGRAPHICS											
Male	26	±4	4	14	63	13	6	±8	3.0	±0.2	
Female	24	±2	5	8	73	6	8	±3	3.0	±0.1	
No College/Some College	24	±2	5	8	71	7	10	±4	3.1	±0.1	
4-Year Degree	25	±2	5	9	74	5	6	±5	3.0	±0.1	
Graduate/Professional Degree	26	±3	5	12	70	8	5	±5	3.0	±0.1	
Non-Hispanic White	25	±2	5	8	77	5	6	±3	3.0	±0.1	
Total Minority	23	±3	5	13	57	12	13	±6	3.2	±0.2	
Non-Hispanic Black	23	±4	4	13	56	11	16	±10	3.2	±0.2	
Hispanic	21	±4	6	13	57	17	8	±10	3.1	±0.2	
30 Years Old or Younger	26	±3	5	7	73	6	10	±5	3.1	±0.1	
31 to 40 Years Old	24	±2	4	9	72	7	7	±5	3.0	±0.1	
More Than 40 Years Old	24	±2	6	10	70	7	7	±4	3.0	±0.1	
FAMILY STATUS											
With Child(ren)	25	±2	5	9	71	7	8	±3	3.0	±0.1	
Without Child(ren)	24	±3	5	8	73	6	8	±5	3.0	±0.1	

Note. Percent responding are Reserve component spouses who answered the question and who used both TRICARE and civilian medical benefits in the past 24 months (Q69/Q70).

71. How do the following aspects of your or your family's TRICARE medical coverage compare to what is available in the civilian world?

h. Waiting time in the clinic

	Percent Responding		Percentages					Max ME	Average Comparison		
			1	2	3	4	5				
MEMBER COMPONENT BY PAYGRADE											
ARNG Enlisted	25	±3	3	7	75	5	10	±5	3.1	±0.1	
E1 – E4	23	±4	5	4	72	8	10	±10	3.1	±0.2	
E5 – E9	26	±3	3	9	76	3	10	±6	3.1	±0.1	
ARNG Officers	27	±3	11	8	71	6	4	±7	2.9	±0.2	
O1 – O3	29	±5	12	6	72	7	4	±11	2.9	±0.2	
O4 – O6	25	±5	9	11	72	4	4	±12	2.8	±0.2	
USAR Enlisted	23	±3	4	14	63	11	9	±7	3.1	±0.2	
E1 – E4	21	±5	2	15	64	11	8	±15	3.1	±0.3	
E5 – E9	25	±4	5	13	62	11	9	±8	3.1	±0.2	
USAR Officers	23	±3	5	8	69	10	8	±7	3.1	±0.2	
O1 – O3	24	±5	4	6	72	8	9	±12	3.1	±0.2	
O4 – O6	23	±4	6	11	66	10	7	±9	3.0	±0.2	
USNR Enlisted	22	±4	4	5	73	8	11	±10	3.2	±0.2	
E1 – E4	19	±5	5	10	58	6	20	±14	3.3	±0.3	
E5 – E9	22	±5	3	4	75	8	9	±12	3.2	±0.2	
USNR Officers	23	±4	2	13	69	7	9	±9	3.1	±0.2	
O1 – O3	22	±5	2	8	79	7	4	±11	3.0	±0.2	
O4 – O6	24	±5	2	15	66	7	10	±11	3.1	±0.2	
USMCR Enlisted	22	±4	5	7	75	5	9	±9	3.1	±0.2	
E1 – E4	21	±5	5	4	74	3	14	±12	3.2	±0.3	
E5 – E9	22	±6	5	9	76	6	5	±13	3.0	±0.2	
USMCR Officers	24	±4	10	14	66	6	4	±9	2.8	±0.2	
O1 – O3	27	±8	7	12	68	7	7	±16	2.9	±0.3	
O4 – O6	24	±5	12	15	62	6	4	±12	2.7	±0.2	
ANG Enlisted	26	±4	7	7	75	5	6	±8	3.0	±0.2	
E1 – E4	25	±5	3	7	70	10	10	±11	3.2	±0.2	
E5 – E9	26	±4	7	7	76	4	6	±9	2.9	±0.2	
ANG Officers	29	±4	6	11	75	6	2	±7	2.9	±0.1	
O1 – O3	30	±5	5	8	79	8	0	±9	2.9	±0.2	
O4 – O6	29	±5	7	12	73	5	3	±10	2.8	±0.2	
USAFR Enlisted	25	±3	4	9	70	8	9	±6	3.1	±0.2	
E1 – E4	28	±6	4	4	68	14	10	±12	3.2	±0.2	
E5 – E9	24	±3	4	10	70	7	8	±7	3.0	±0.2	
USAFR Officers	21	±3	7	17	66	6	4	±7	2.8	±0.2	
O1 – O3	24	±5	12	8	71	5	3	±13	2.8	±0.3	
O4 – O6	20	±3	5	20	64	7	4	±9	2.8	±0.2	

Note. Percent responding are Reserve component spouses who answered the question and who used both TRICARE and civilian medical benefits in the past 24 months (O69/Q70).

71. How do the following aspects of your or your family's TRICARE medical coverage compare to what is available in the civilian world?

i. Administrative requirements (e.g., claims, paperwork, approvals)

1. Much better in civilian plans 2. Better in civilian plans 3. No difference
 4. Better in TRICARE 5. Much better in TRICARE

	Percent Responding		Percentages					Max ME	Average Comparison		
			1	2	3	4	5				
MEMBER DEMOGRAPHICS											
Total DoD	24	±2	8	14	52	13	12	±3	3.1	±0.1	
ARNG	25	±2	9	13	53	11	14	±5	3.1	±0.1	
USAR	23	±3	7	17	49	16	11	±6	3.1	±0.2	
USNR	22	±3	5	11	55	16	13	±8	3.2	±0.2	
USMCR	22	±3	8	12	51	13	17	±7	3.2	±0.2	
ANG	26	±3	9	16	56	12	7	±7	2.9	±0.2	
USAFR	24	±3	10	16	50	13	11	±5	3.0	±0.2	
Enlisted	24	±2	8	14	53	12	14	±4	3.1	±0.1	
E1 – E4	23	±3	7	13	48	14	18	±7	3.2	±0.2	
E5 – E9	25	±2	8	14	54	12	12	±4	3.1	±0.1	
Officers	25	±2	9	17	52	16	7	±4	3.0	±0.1	
O1 – O3	27	±3	10	14	51	16	8	±6	3.0	±0.2	
O4 – O6	24	±2	8	18	51	16	6	±5	2.9	±0.1	
Reserve Unit	25	±2	8	14	54	13	12	±3	3.1	±0.1	
Military Technician	24	±3	9	19	50	13	9	±7	2.9	±0.2	
AGR/FTS/AR	23	±4	8	17	45	15	16	±8	3.1	±0.2	
IMA	20	±4	7	24	46	17	5	±10	2.9	±0.2	
Not Activated Past 24 Months	17	±2	6	11	52	15	16	±5	3.2	±0.2	
Activated Past 24 Months	32	±2	9	16	52	12	10	±3	3.0	±0.1	
Not Deployed Past 24 Months	19	±2	6	13	51	15	15	±4	3.2	±0.1	
Deployed Past 24 Months	36	±2	11	16	53	11	9	±3	2.9	±0.1	
SPOUSE DEMOGRAPHICS											
Male	26	±4	8	13	50	16	13	±8	3.1	±0.2	
Female	24	±2	8	14	53	13	12	±3	3.1	±0.1	
No College/Some College	23	±2	7	13	53	12	14	±4	3.1	±0.1	
4-Year Degree	25	±2	10	14	52	14	11	±5	3.0	±0.1	
Graduate/Professional Degree	26	±3	8	18	52	14	8	±6	2.9	±0.1	
Non-Hispanic White	25	±2	9	15	54	12	10	±3	3.0	±0.1	
Total Minority	23	±3	6	12	50	15	17	±6	3.3	±0.2	
Non-Hispanic Black	23	±4	5	11	48	11	24	±10	3.4	±0.3	
Hispanic	21	±4	4	14	52	18	13	±9	3.2	±0.2	
30 Years Old or Younger	26	±3	10	14	50	12	14	±6	3.1	±0.2	
31 to 40 Years Old	24	±2	8	15	52	13	11	±5	3.1	±0.1	
More Than 40 Years Old	24	±2	7	14	54	13	11	±4	3.1	±0.1	
FAMILY STATUS											
With Child(ren)	25	±2	8	14	52	13	12	±3	3.1	±0.1	
Without Child(ren)	24	±3	9	14	52	14	11	±5	3.0	±0.2	

Note. Percent responding are Reserve component spouses who answered the question and who used both TRICARE and civilian medical benefits in the past 24 months (Q69/Q70).

71. How do the following aspects of your or your family's TRICARE medical coverage compare to what is available in the civilian world?

i. Administrative requirements (e.g., claims, paperwork, approvals)

	Percent Responding		Percentages					Max ME	Average Comparison		
			1	2	3	4	5				
MEMBER COMPONENT BY PAYGRADE											
ARNG Enlisted	25	±3	8	12	53	10	16	±6	3.1	±0.2	
E1 – E4	23	±5	7	12	49	11	20	±10	3.2	±0.3	
E5 – E9	25	±3	8	12	55	10	15	±6	3.1	±0.2	
ARNG Officers	27	±3	11	17	50	14	7	±7	2.9	±0.2	
O1 – O3	29	±5	14	18	44	15	9	±11	2.9	±0.3	
O4 – O6	25	±5	10	15	54	16	5	±11	2.9	±0.3	
USAR Enlisted	23	±3	7	18	47	15	12	±7	3.1	±0.2	
E1 – E4	21	±5	5	16	45	19	14	±14	3.2	±0.3	
E5 – E9	25	±4	8	19	48	14	11	±8	3.0	±0.2	
USAR Officers	23	±3	5	14	55	17	9	±7	3.1	±0.2	
O1 – O3	24	±5	3	8	62	16	11	±12	3.2	±0.2	
O4 – O6	23	±4	5	20	49	18	8	±9	3.0	±0.2	
USNR Enlisted	21	±4	6	8	57	15	14	±11	3.2	±0.2	
E1 – E4	19	±5	7	7	50	14	23	±14	3.4	±0.3	
E5 – E9	22	±5	6	8	59	15	12	±13	3.2	±0.3	
USNR Officers	23	±4	4	16	49	19	12	±9	3.2	±0.2	
O1 – O3	22	±5	3	13	42	31	12	±12	3.4	±0.3	
O4 – O6	24	±5	4	18	52	14	12	±11	3.1	±0.3	
USMCR Enlisted	22	±4	8	8	51	12	20	±9	3.3	±0.2	
E1 – E4	22	±5	9	10	52	9	20	±12	3.2	±0.3	
E5 – E9	22	±6	7	6	51	15	20	±13	3.4	±0.3	
USMCR Officers	24	±4	9	21	49	14	7	±9	2.9	±0.2	
O1 – O3	26	±8	7	15	57	10	10	±16	3.0	±0.4	
O4 – O6	23	±5	10	21	46	15	7	±12	2.9	±0.3	
ANG Enlisted	26	±4	9	15	56	11	9	±8	3.0	±0.2	
E1 – E4	25	±5	12	12	50	11	16	±11	3.1	±0.3	
E5 – E9	26	±4	8	15	57	11	8	±9	2.9	±0.2	
ANG Officers	29	±4	9	18	55	17	2	±8	2.8	±0.2	
O1 – O3	30	±5	10	14	62	13	1	±10	2.8	±0.2	
O4 – O6	29	±5	8	20	51	19	2	±10	2.9	±0.2	
USAFR Enlisted	25	±3	9	15	51	13	13	±7	3.1	±0.2	
E1 – E4	28	±6	9	17	44	17	13	±12	3.1	±0.3	
E5 – E9	24	±3	8	14	52	12	13	±7	3.1	±0.2	
USAFR Officers	21	±3	13	18	50	14	6	±7	2.8	±0.2	
O1 – O3	24	±5	16	15	47	15	7	±12	2.8	±0.3	
O4 – O6	21	±4	11	19	51	13	5	±9	2.8	±0.2	

Note. Percent responding are Reserve component spouses who answered the question and who used both TRICARE and civilian medical benefits in the past 24 months (O69/Q70).

71. How do the following aspects of your or your family's TRICARE medical coverage compare to what is available in the civilian world?

j. Quality of care

1. Much better in civilian plans 2. Better in civilian plans 3. No difference
 4. Better in TRICARE 5. Much better in TRICARE

	Percent Responding		Percentages					Max ME	Average Comparison		
			1	2	3	4	5				
MEMBER DEMOGRAPHICS											
Total DoD	25	±2	4	9	68	9	10	±3	3.1	±0.1	
ARNG	25	±2	4	8	70	8	10	±5	3.1	±0.1	
USAR	23	±3	4	12	61	13	10	±6	3.1	±0.1	
USNR	22	±3	4	9	68	7	13	±8	3.2	±0.2	
USMCR	22	±3	6	9	65	6	13	±7	3.1	±0.2	
ANG	26	±3	5	8	75	6	6	±6	3.0	±0.1	
USAFR	24	±3	6	10	64	12	8	±5	3.1	±0.1	
Enlisted	24	±2	4	8	68	9	11	±3	3.1	±0.1	
E1 – E4	23	±3	4	8	62	12	15	±7	3.3	±0.2	
E5 – E9	25	±2	4	8	70	8	9	±4	3.1	±0.1	
Officers	25	±2	6	12	69	8	5	±4	2.9	±0.1	
O1 – O3	27	±3	7	10	68	9	6	±6	3.0	±0.1	
O4 – O6	24	±2	5	14	69	7	5	±5	2.9	±0.1	
Reserve Unit	25	±2	4	8	70	8	9	±3	3.1	±0.1	
Military Technician	25	±3	6	6	75	6	6	±6	3.0	±0.2	
AGR/FTS/AR	23	±4	6	14	57	11	11	±8	3.1	±0.2	
IMA	20	±4	6	18	63	10	4	±10	2.9	±0.2	
Not Activated Past 24 Months	17	±2	4	9	65	10	12	±5	3.2	±0.1	
Activated Past 24 Months	32	±2	4	9	69	8	8	±3	3.1	±0.1	
Not Deployed Past 24 Months	19	±2	4	10	65	10	11	±4	3.2	±0.1	
Deployed Past 24 Months	36	±2	6	8	71	7	8	±3	3.0	±0.1	
SPOUSE DEMOGRAPHICS											
Male	26	±4	7	15	58	13	6	±8	3.0	±0.2	
Female	24	±2	4	8	70	8	10	±3	3.1	±0.1	
No College/Some College	24	±2	4	7	68	10	12	±4	3.2	±0.1	
4-Year Degree	25	±2	6	11	68	8	8	±5	3.0	±0.1	
Graduate/Professional Degree	26	±3	4	13	69	8	5	±5	3.0	±0.1	
Non-Hispanic White	25	±2	4	8	72	8	8	±3	3.1	±0.1	
Total Minority	23	±3	4	11	59	12	14	±6	3.2	±0.1	
Non-Hispanic Black	23	±4	5	11	55	15	15	±10	3.2	±0.2	
Hispanic	21	±4	3	10	63	12	11	±9	3.2	±0.2	
30 Years Old or Younger	26	±3	4	7	69	8	13	±5	3.2	±0.1	
31 to 40 Years Old	24	±2	5	10	68	9	9	±4	3.1	±0.1	
More Than 40 Years Old	24	±2	5	10	67	10	8	±4	3.1	±0.1	
FAMILY STATUS											
With Child(ren)	25	±2	4	9	69	8	10	±3	3.1	±0.1	
Without Child(ren)	24	±3	6	8	66	11	8	±5	3.1	±0.1	

Note. Percent responding are Reserve component spouses who answered the question and who used both TRICARE and civilian medical benefits in the past 24 months (Q69/Q70).

71. How do the following aspects of your or your family's TRICARE medical coverage compare to what is available in the civilian world?

j. Quality of care

	Percent Responding		Percentages					Max ME	Average Comparison		
			1	2	3	4	5				
MEMBER COMPONENT BY PAYGRADE											
ARNG Enlisted	25	±3	3	7	71	7	12	±5	3.2	±0.1	
E1 – E4	23	±5	2	7	68	8	15	±10	3.3	±0.2	
E5 – E9	26	±3	3	8	72	7	10	±6	3.1	±0.1	
ARNG Officers	28	±3	8	10	68	10	4	±7	2.9	±0.2	
O1 – O3	29	±5	9	11	63	12	5	±11	2.9	±0.2	
O4 – O6	25	±5	9	9	73	7	2	±11	2.8	±0.2	
USAR Enlisted	23	±3	4	13	58	15	11	±7	3.2	±0.2	
E1 – E4	21	±5	4	13	49	21	13	±16	3.3	±0.3	
E5 – E9	25	±4	4	13	62	12	10	±8	3.1	±0.2	
USAR Officers	23	±3	4	10	69	8	8	±7	3.1	±0.2	
O1 – O3	24	±5	5	8	72	6	9	±12	3.1	±0.2	
O4 – O6	23	±4	4	13	68	8	7	±9	3.0	±0.2	
USNR Enlisted	21	±4	4	7	66	8	14	±11	3.2	±0.2	
E1 – E4	19	±5	5	9	52	10	24	±14	3.4	±0.3	
E5 – E9	22	±5	4	7	69	8	12	±13	3.2	±0.3	
USNR Officers	23	±4	2	12	73	3	9	±8	3.0	±0.2	
O1 – O3	22	±5	4	5	75	7	8	±11	3.1	±0.2	
O4 – O6	24	±5	1	15	72	2	10	±11	3.0	±0.2	
USMCR Enlisted	22	±4	5	9	65	5	16	±9	3.2	±0.2	
E1 – E4	22	±5	6	3	68	6	17	±12	3.2	±0.3	
E5 – E9	22	±6	5	13	62	4	16	±14	3.1	±0.3	
USMCR Officers	24	±4	7	12	68	8	5	±9	2.9	±0.2	
O1 – O3	26	±8	3	9	70	7	10	±17	3.1	±0.3	
O4 – O6	24	±5	9	13	64	10	4	±12	2.9	±0.2	
ANG Enlisted	26	±4	6	6	75	6	7	±7	3.0	±0.2	
E1 – E4	25	±5	6	10	64	8	12	±11	3.1	±0.2	
E5 – E9	26	±4	6	5	77	5	7	±8	3.0	±0.2	
ANG Officers	29	±4	4	15	74	6	2	±8	2.9	±0.1	
O1 – O3	30	±5	3	9	80	5	2	±9	2.9	±0.2	
O4 – O6	29	±5	4	18	70	7	1	±10	2.8	±0.2	
USAFR Enlisted	25	±3	5	8	65	13	9	±7	3.1	±0.2	
E1 – E4	28	±6	8	6	58	16	13	±12	3.2	±0.3	
E5 – E9	24	±3	5	8	66	12	9	±8	3.1	±0.2	
USAFR Officers	21	±3	7	18	62	9	4	±7	2.8	±0.2	
O1 – O3	24	±5	11	17	56	12	4	±12	2.8	±0.3	
O4 – O6	20	±3	6	18	64	8	4	±9	2.8	±0.2	

Note. Percent responding are Reserve component spouses who answered the question and who used both TRICARE and civilian medical benefits in the past 24 months (O69/Q70).

71. How do the following aspects of your or your family's TRICARE medical coverage compare to what is available in the civilian world?

k. Overall

1. Much better in civilian plans 2. Better in civilian plans 3. No difference
 4. Better in TRICARE 5. Much better in TRICARE

	Percent Responding		Percentages					Max ME	Average Comparison		
			1	2	3	4	5				
MEMBER DEMOGRAPHICS											
Total DoD	24	±2	5	15	46	21	14	±3	3.2	±0.1	
ARNG	25	±2	6	12	45	19	17	±5	3.3	±0.1	
USAR	23	±3	5	19	40	25	11	±6	3.2	±0.2	
USNR	21	±3	3	14	47	20	17	±8	3.4	±0.2	
USMCR	22	±3	5	16	40	24	16	±7	3.3	±0.2	
ANG	26	±3	7	13	54	18	8	±7	3.1	±0.2	
USAFR	24	±3	7	17	44	21	11	±5	3.1	±0.2	
Enlisted	24	±2	5	14	45	20	15	±4	3.3	±0.1	
E1 – E4	22	±3	4	13	41	24	19	±7	3.4	±0.2	
E5 – E9	24	±2	5	15	46	19	14	±4	3.2	±0.1	
Officers	24	±2	7	16	47	22	8	±4	3.1	±0.1	
O1 – O3	26	±3	8	12	44	27	9	±6	3.2	±0.2	
O4 – O6	23	±2	6	19	50	18	7	±5	3.0	±0.1	
Reserve Unit	24	±2	5	13	47	20	14	±3	3.2	±0.1	
Military Technician	24	±3	7	14	50	17	12	±7	3.1	±0.2	
AGR/FTS/AR	23	±4	6	22	35	24	12	±8	3.2	±0.2	
IMA	20	±4	4	23	45	21	6	±10	3.0	±0.2	
Not Activated Past 24 Months	17	±2	5	14	42	23	16	±5	3.3	±0.2	
Activated Past 24 Months	31	±2	6	15	48	20	12	±3	3.2	±0.1	
Not Deployed Past 24 Months	19	±2	5	16	40	25	15	±4	3.3	±0.1	
Deployed Past 24 Months	34	±2	6	13	53	16	12	±3	3.1	±0.1	
SPOUSE DEMOGRAPHICS											
Male	26	±4	6	18	40	28	8	±8	3.1	±0.2	
Female	24	±2	5	14	46	20	14	±3	3.2	±0.1	
No College/Some College	23	±2	5	14	45	20	16	±4	3.3	±0.1	
4-Year Degree	25	±2	7	14	44	22	12	±5	3.2	±0.1	
Graduate/Professional Degree	26	±3	4	19	49	21	7	±6	3.1	±0.1	
Non-Hispanic White	25	±2	6	15	47	20	12	±3	3.2	±0.1	
Total Minority	22	±3	5	15	41	22	17	±6	3.3	±0.2	
Non-Hispanic Black	22	±4	5	10	45	23	18	±10	3.4	±0.2	
Hispanic	20	±4	4	19	39	22	16	±10	3.3	±0.2	
30 Years Old or Younger	25	±3	6	13	39	24	18	±5	3.4	±0.2	
31 to 40 Years Old	23	±2	5	14	46	20	14	±5	3.2	±0.1	
More Than 40 Years Old	24	±2	6	16	49	19	9	±4	3.1	±0.1	
FAMILY STATUS											
With Child(ren)	24	±2	5	15	46	20	14	±3	3.2	±0.1	
Without Child(ren)	23	±3	8	13	45	22	12	±5	3.2	±0.2	

Note. Percent responding are Reserve component spouses who answered the question and who used both TRICARE and civilian medical benefits in the past 24 months (Q69/Q70).

71. How do the following aspects of your or your family's TRICARE medical coverage compare to what is available in the civilian world?

k. Overall

	Percent Responding		Percentages					Max ME	Average Comparison		
			1	2	3	4	5				
MEMBER COMPONENT BY PAYGRADE											
ARNG Enlisted	24	±3	5	12	46	18	19	±6	3.4	±0.2	
E1 – E4	23	±5	3	12	43	21	22	±10	3.5	±0.3	
E5 – E9	25	±3	5	12	47	17	18	±6	3.3	±0.2	
ARNG Officers	26	±3	10	14	44	24	8	±7	3.1	±0.2	
O1 – O3	29	±5	11	9	38	32	10	±11	3.2	±0.3	
O4 – O6	24	±5	9	17	51	19	6	±11	3.0	±0.3	
USAR Enlisted	23	±3	5	20	37	26	12	±7	3.2	±0.2	
E1 – E4	21	±5	4	14	41	30	12	±15	3.3	±0.3	
E5 – E9	24	±4	5	23	36	24	12	±8	3.1	±0.2	
USAR Officers	23	±3	5	17	48	21	9	±7	3.1	±0.2	
O1 – O3	24	±5	5	16	49	21	9	±12	3.1	±0.3	
O4 – O6	22	±4	5	18	47	21	9	±9	3.1	±0.2	
USNR Enlisted	21	±4	2	12	46	20	20	±11	3.4	±0.3	
E1 – E4	19	±5	5	10	30	31	24	±14	3.6	±0.3	
E5 – E9	22	±5	2	13	49	18	19	±13	3.4	±0.3	
USNR Officers	22	±4	3	17	48	20	11	±9	3.2	±0.2	
O1 – O3	21	±5	5	6	39	38	12	±12	3.5	±0.3	
O4 – O6	23	±5	3	21	52	13	11	±11	3.1	±0.3	
USMCR Enlisted	22	±4	3	16	38	24	18	±9	3.4	±0.2	
E1 – E4	22	±5	5	7	46	23	19	±12	3.5	±0.3	
E5 – E9	22	±6	2	24	32	26	17	±14	3.3	±0.3	
USMCR Officers	24	±4	8	16	44	22	11	±9	3.1	±0.2	
O1 – O3	27	±8	3	18	42	27	10	±16	3.2	±0.3	
O4 – O6	24	±5	9	14	40	23	13	±12	3.2	±0.3	
ANG Enlisted	25	±4	7	12	54	18	9	±8	3.1	±0.2	
E1 – E4	25	±5	7	19	34	20	20	±11	3.3	±0.3	
E5 – E9	25	±4	7	11	57	17	7	±9	3.1	±0.2	
ANG Officers	28	±4	5	16	55	21	3	±8	3.0	±0.2	
O1 – O3	29	±5	5	13	57	22	2	±10	3.0	±0.2	
O4 – O6	28	±5	5	18	53	20	3	±11	3.0	±0.2	
USAFR Enlisted	25	±3	6	15	43	23	12	±7	3.2	±0.2	
E1 – E4	28	±6	7	14	39	24	16	±12	3.3	±0.3	
E5 – E9	24	±3	6	16	44	22	12	±8	3.2	±0.2	
USAFR Officers	21	±3	10	21	46	17	6	±7	2.9	±0.2	
O1 – O3	24	±5	9	18	43	22	8	±12	3.0	±0.3	
O4 – O6	20	±3	10	22	47	16	5	±9	2.8	±0.2	

Note. Percent responding are Reserve component spouses who answered the question and who used both TRICARE and civilian medical benefits in the past 24 months (O69/Q70).

72. Have you or your family used TRICARE Dental Program or civilian dental plan in the past 24 months?

1. Yes, used both TRICARE Dental Program and a civilian dental plan
 2. Yes, used only TRICARE Dental Program
 3. Yes, used only a civilian dental plan
 4. No

	Percent Responding		Percentages				Max ME
			1	2	3	4	
MEMBER DEMOGRAPHICS							
Total DoD	74	±2	15	35	14	35	±2
ARNG	79	±3	15	35	11	38	±3
USAR	73	±3	13	35	16	36	±3
USNR	73	±4	16	36	18	29	±5
USMCR	78	±3	12	34	13	41	±4
ANG	68	±4	19	34	16	31	±4
USAFR	69	±3	17	34	18	32	±3
Enlisted	74	±2	15	34	13	37	±2
E1 – E4	78	±3	11	27	14	48	±4
E5 – E9	73	±2	17	37	13	33	±3
Officers	75	±2	17	38	16	29	±2
O1 – O3	79	±3	18	33	18	32	±4
O4 – O6	72	±2	16	41	15	27	±3
Reserve Unit	71	±2	15	28	16	41	±2
Military Technician	55	±4	20	24	17	40	±5
AGR/FTS/AR	97	±2	18	67	5	11	±4
IMA	66	±5	16	37	15	32	±6
Not Activated Past 24 Months	60	±2	14	34	16	36	±3
Activated Past 24 Months	89	±2	16	36	13	35	±2
Not Deployed Past 24 Months	66	±2	15	37	14	34	±3
Deployed Past 24 Months	92	±2	17	32	13	38	±2
SPOUSE DEMOGRAPHICS							
Male	74	±4	18	44	11	28	±5
Female	74	±2	15	34	15	36	±2
No College/Some College	73	±2	15	36	13	37	±3
4-Year Degree	77	±3	16	35	15	34	±3
Graduate/Professional Degree	73	±3	16	34	18	33	±4
Non-Hispanic White	75	±2	15	36	14	34	±2
Total Minority	72	±3	16	32	13	39	±3
Non-Hispanic Black	71	±5	15	32	14	38	±6
Hispanic	72	±4	14	32	12	42	±5
30 Years Old or Younger	81	±3	12	34	12	42	±3
31 to 40 Years Old	74	±3	16	37	15	32	±3
More Than 40 Years Old	70	±2	17	34	15	33	±3
FAMILY STATUS							
With Child(ren)	76	±2	16	37	14	33	±2
Without Child(ren)	71	±3	14	31	14	41	±4

Note. Percent responding are Reserve component spouses who answered the question and who were eligible for TRICARE in the past 24 months (Q69).

72. Have you or your family used TRICARE Dental Program or civilian dental plan in the past 24 months?

	Percent Responding		Percentages				Max ME
			1	2	3	4	
MEMBER COMPONENT BY PAYGRADE							
ARNG Enlisted	79	±3	14	34	10	41	±3
E1 – E4	81	±5	11	25	11	53	±6
E5 – E9	78	±3	16	39	10	36	±4
ARNG Officers	81	±3	19	40	15	26	±4
O1 – O3	85	±5	19	33	16	32	±6
O4 – O6	80	±5	21	48	13	17	±7
USAR Enlisted	73	±4	13	35	16	37	±4
E1 – E4	70	±6	10	25	20	45	±8
E5 – E9	74	±4	14	39	14	32	±5
USAR Officers	73	±4	14	38	16	33	±4
O1 – O3	74	±6	14	34	18	34	±7
O4 – O6	73	±4	12	39	16	33	±5
USNR Enlisted	76	±5	15	38	18	29	±6
E1 – E4	79	±5	12	40	19	29	±7
E5 – E9	75	±6	16	37	18	29	±7
USNR Officers	67	±4	18	32	19	31	±5
O1 – O3	71	±5	15	29	25	31	±7
O4 – O6	66	±6	20	33	17	30	±7
USMCR Enlisted	81	±4	12	33	11	44	±5
E1 – E4	84	±4	9	26	15	49	±6
E5 – E9	78	±6	14	39	8	39	±7
USMCR Officers	70	±5	15	39	17	29	±6
O1 – O3	84	±6	12	42	14	32	±9
O4 – O6	65	±6	15	40	18	27	±7
ANG Enlisted	66	±5	19	32	16	32	±5
E1 – E4	78	±5	15	32	19	35	±6
E5 – E9	64	±5	20	32	16	32	±6
ANG Officers	76	±4	17	42	14	27	±5
O1 – O3	77	±5	22	33	18	27	±6
O4 – O6	76	±5	15	46	12	27	±7
USAFR Enlisted	70	±3	18	33	17	33	±4
E1 – E4	83	±5	13	32	13	42	±7
E5 – E9	67	±4	19	33	18	31	±5
USAFR Officers	67	±3	16	36	20	28	±4
O1 – O3	76	±5	19	31	20	30	±7
O4 – O6	65	±4	15	37	20	27	±5

Note. Percent responding are Reserve component spouses who answered the question and who were eligible for TRICARE in the past 24 months (Q69).

73. How do the following aspects of your or your family's TRICARE dental coverage compare to what is available in the civilian world?

a. Understanding benefits





































1. Much better in civilian plans 2. Better in civilian plans 3. No difference
 4. Better in TRICARE 5. Much better in TRICARE

	Percent Responding		Percentages					Max ME	Average Comparison		
			1	2	3	4	5				
MEMBER DEMOGRAPHICS											
Total DoD	11	±1	6	13	58	13	10	±4	3.1	±0.1	
ARNG	12	±2	6	12	55	15	12	±7	3.1	±0.2	
USAR	9	±2	5	17	58	14	6	±9	3.0	±0.2	
USNR	12	±3	3	13	58	11	14	±11	3.2	±0.3	
USMCR	9	±2	5	11	66	11	8	±11	3.0	±0.2	
ANG	13	±3	7	10	68	7	8	±9	3.0	±0.2	
USAFR	12	±2	5	16	51	13	14	±8	3.2	±0.2	
Enlisted	11	±1	5	12	58	13	12	±5	3.1	±0.1	
E1 – E4	9	±2	6	17	49	13	14	±10	3.1	±0.3	
E5 – E9	12	±2	5	11	61	12	11	±6	3.1	±0.1	
Officers	12	±2	7	15	58	14	6	±5	3.0	±0.1	
O1 – O3	14	±3	6	16	56	18	5	±9	3.0	±0.2	
O4 – O6	12	±2	5	15	61	13	6	±7	3.0	±0.2	
Reserve Unit	10	±1	5	14	58	13	9	±5	3.1	±0.1	
Military Technician	11	±3	5	14	55	13	13	±10	3.2	±0.2	
AGR/FTS/AR	17	±3	8	9	57	12	13	±10	3.1	±0.3	
IMA	10	±3	1	14	64	7	13	±19	3.2	±0.3	
Not Activated Past 24 Months	8	±2	4	10	57	15	13	±7	3.2	±0.2	
Activated Past 24 Months	14	±2	7	15	58	12	8	±5	3.0	±0.1	
Not Deployed Past 24 Months	10	±2	5	10	58	15	12	±6	3.2	±0.2	
Deployed Past 24 Months	15	±2	7	17	58	10	8	±5	3.0	±0.1	
SPOUSE DEMOGRAPHICS											
Male	13	±3	6	11	53	16	14	±10	3.2	±0.3	
Female	11	±1	6	13	59	13	10	±4	3.1	±0.1	
No College/Some College	11	±2	4	12	60	13	10	±6	3.1	±0.1	
4-Year Degree	12	±2	10	11	56	12	12	±7	3.0	±0.2	
Graduate/Professional Degree	11	±2	6	19	54	15	7	±8	3.0	±0.2	
Non-Hispanic White	11	±1	6	12	60	13	9	±5	3.1	±0.1	
Total Minority	11	±2	3	14	55	14	13	±8	3.2	±0.2	
Non-Hispanic Black	11	±3	3	5	56	16	20	±13	3.4	±0.3	
Hispanic	10	±3	4	17	48	20	11	±14	3.2	±0.3	
30 Years Old or Younger	10	±2	6	15	54	12	14	±9	3.1	±0.2	
31 to 40 Years Old	12	±2	6	13	57	13	10	±7	3.1	±0.2	
More Than 40 Years Old	12	±2	5	11	61	13	8	±6	3.1	±0.2	
FAMILY STATUS											
With Child(ren)	12	±1	5	11	59	13	11	±5	3.1	±0.1	
Without Child(ren)	10	±2	9	18	56	10	7	±8	2.9	±0.2	

Note. Percent responding are Reserve component spouses who answered the question and who used both TRICARE Dental Program and a civilian dental plan in the past 24 months (Q69/Q72).

73. How do the following aspects of your or your family's TRICARE dental coverage compare to what is available in the civilian world?

a. Understanding benefits

	Percent Responding		Percentages					Max ME	Average Comparison		
			1	2	3	4	5				
MEMBER COMPONENT BY PAYGRADE											
ARNG Enlisted	11	±2	5	11	56	15	14	±8	3.2	±0.2	
E1 – E4	9	±3	NR	18	46	10	19	±18	3.2	±0.5	
E5 – E9	12	±3	5	8	59	17	12	±10	3.2	±0.2	
ARNG Officers	15	±3	8	17	54	17	5	±9	2.9	±0.2	
O1 – O3	16	±5	7	15	54	21	2	±15	3.0	±0.3	
O4 – O6	16	±4	4	18	57	16	5	±14	3.0	±0.3	
USAR Enlisted	9	±2	5	18	58	15	4	±11	3.0	±0.2	
E1 – E4	7	±4	NR	NR	NR	NR	2	±13	3.0	±0.5	
E5 – E9	11	±3	4	18	63	10	5	±12	2.9	±0.2	
USAR Officers	9	±2	6	13	57	14	10	±10	3.1	±0.2	
O1 – O3	10	±3	1	20	57	10	11	±17	3.1	±0.3	
O4 – O6	9	±3	9	7	58	18	8	±15	3.1	±0.3	
USNR Enlisted	12	±4	4	11	56	11	18	±15	3.3	±0.3	
E1 – E4	9	±4	3	7	62	10	18	±20	3.3	±0.4	
E5 – E9	12	±4	4	12	55	11	18	±17	3.3	±0.4	
USNR Officers	12	±3	2	17	64	11	7	±12	3.0	±0.2	
O1 – O3	11	±4	3	13	52	20	12	±17	3.3	±0.4	
O4 – O6	13	±4	1	18	68	8	5	±15	3.0	±0.3	
USMCR Enlisted	9	±3	5	11	66	12	6	±15	3.0	±0.3	
E1 – E4	8	±3	4	17	65	9	4	±20	2.9	±0.4	
E5 – E9	11	±4	NR	7	67	14	7	±20	3.1	±0.4	
USMCR Officers	10	±3	5	10	65	7	13	±14	3.1	±0.3	
O1 – O3	9	±5	NR	NR	NR	NR	NR		NR		
O4 – O6	10	±4	8	11	63	4	14	±19	3.1	±0.4	
ANG Enlisted	13	±3	7	9	69	6	9	±11	3.0	±0.2	
E1 – E4	12	±4	8	18	56	7	10	±16	2.9	±0.4	
E5 – E9	13	±3	7	8	70	6	9	±12	3.0	±0.3	
ANG Officers	13	±3	9	11	63	12	5	±11	2.9	±0.2	
O1 – O3	17	±4	9	12	63	14	2	±14	2.9	±0.3	
O4 – O6	11	±4	9	11	63	10	7	±16	3.0	±0.3	
USAFR Enlisted	12	±3	5	15	49	12	18	±9	3.2	±0.3	
E1 – E4	11	±4	NR	13	48	3	24	±20	3.2	±0.6	
E5 – E9	12	±3	4	15	49	14	17	±11	3.3	±0.3	
USAFR Officers	11	±2	5	18	58	16	2	±10	2.9	±0.2	
O1 – O3	14	±4	10	16	54	16	4	±16	2.9	±0.3	
O4 – O6	10	±3	3	19	60	15	2	±13	2.9	±0.2	

Note. Percent responding are Reserve component spouses who answered the question and who used both TRICARE Dental Program and a civilian dental plan in the past 24 months (Q69/Q72).
NR: Not reportable

73. How do the following aspects of your or your family's TRICARE dental coverage compare to what is available in the civilian world?

b. Obtaining assistance when questions or problems arise

1. Much better in civilian plans 2. Better in civilian plans 3. No difference
 4. Better in TRICARE 5. Much better in TRICARE

	Percent Responding		Percentages					Max ME	Average Comparison		
			1	2	3	4	5				
MEMBER DEMOGRAPHICS											
Total DoD	11	±1	6	11	60	13	9	±4	3.1	±0.1	
ARNG	12	±2	6	12	56	16	10	±7	3.1	±0.2	
USAR	9	±2	4	15	60	13	8	±9	3.1	±0.2	
USNR	12	±3	3	12	61	15	9	±11	3.2	±0.2	
USMCR	9	±2	3	5	78	7	7	±10	3.1	±0.2	
ANG	13	±3	10	9	67	6	8	±9	2.9	±0.2	
USAFR	11	±2	9	10	57	13	12	±8	3.1	±0.2	
Enlisted	11	±1	6	11	60	13	10	±5	3.1	±0.1	
E1 – E4	8	±2	9	11	54	11	15	±11	3.1	±0.3	
E5 – E9	12	±2	6	11	61	13	9	±6	3.1	±0.1	
Officers	12	±2	6	12	60	14	7	±5	3.0	±0.1	
O1 – O3	13	±2	5	11	60	18	6	±9	3.1	±0.2	
O4 – O6	11	±2	5	13	64	12	6	±7	3.0	±0.2	
Reserve Unit	10	±1	5	12	61	13	8	±5	3.1	±0.1	
Military Technician	11	±3	7	13	55	17	8	±11	3.1	±0.2	
AGR/FTS/AR	17	±3	10	9	53	14	14	±10	3.1	±0.3	
IMA	10	±3	3	9	71	4	13	±20	3.1	±0.3	
Not Activated Past 24 Months	8	±2	5	9	58	16	11	±7	3.2	±0.2	
Activated Past 24 Months	14	±2	7	13	61	11	8	±5	3.0	±0.1	
Not Deployed Past 24 Months	10	±2	6	9	59	16	10	±6	3.2	±0.2	
Deployed Past 24 Months	15	±2	7	15	60	9	8	±5	3.0	±0.1	
SPOUSE DEMOGRAPHICS											
Male	13	±3	5	7	59	18	11	±11	3.2	±0.2	
Female	11	±1	7	12	60	12	9	±4	3.1	±0.1	
No College/Some College	11	±2	5	12	61	13	9	±6	3.1	±0.1	
4-Year Degree	12	±2	9	9	59	12	11	±7	3.1	±0.2	
Graduate/Professional Degree	11	±2	6	15	58	14	7	±8	3.0	±0.2	
Non-Hispanic White	11	±1	7	11	61	13	8	±5	3.1	±0.1	
Total Minority	11	±2	6	12	57	14	12	±8	3.1	±0.2	
Non-Hispanic Black	11	±3	3	4	61	19	13	±13	3.4	±0.3	
Hispanic	10	±3	7	12	51	16	13	±14	3.2	±0.3	
30 Years Old or Younger	10	±2	5	12	59	14	11	±9	3.1	±0.2	
31 to 40 Years Old	12	±2	7	12	60	12	10	±7	3.1	±0.2	
More Than 40 Years Old	12	±2	6	10	61	14	8	±6	3.1	±0.2	
FAMILY STATUS											
With Child(ren)	12	±1	6	10	61	13	10	±5	3.1	±0.1	
Without Child(ren)	10	±2	8	15	60	11	6	±8	2.9	±0.2	

Note. Percent responding are Reserve component spouses who answered the question and who used both TRICARE Dental Program and a civilian dental plan in the past 24 months (Q69/Q72).

73. How do the following aspects of your or your family's TRICARE dental coverage compare to what is available in the civilian world?

b. Obtaining assistance when questions or problems arise

	Percent Responding		Percentages					Max ME	Average Comparison		
			1	2	3	4	5				
MEMBER COMPONENT BY PAYGRADE											
ARNG Enlisted	11	±2	6	11	56	15	12	±8	3.2	±0.2	
E1 – E4	8	±3	9	13	49	8	20	±19	3.2	±0.5	
E5 – E9	12	±3	5	10	58	17	9	±10	3.2	±0.2	
ARNG Officers	15	±3	7	14	56	18	5	±9	3.0	±0.2	
O1 – O3	16	±5	3	11	58	23	5	±15	3.2	±0.3	
O4 – O6	16	±4	5	19	56	14	5	±14	3.0	±0.3	
USAR Enlisted	9	±2	3	16	63	12	6	±11	3.0	±0.2	
E1 – E4	7	±4	NR	NR	NR	NR	NR		3.1	±0.5	
E5 – E9	11	±3	2	20	62	11	5	±12	3.0	±0.2	
USAR Officers	9	±2	5	11	54	15	14	±10	3.2	±0.2	
O1 – O3	9	±3	3	14	55	13	15	±17	3.2	±0.4	
O4 – O6	9	±3	6	10	58	18	9	±15	3.1	±0.3	
USNR Enlisted	12	±4	4	11	57	17	11	±15	3.2	±0.3	
E1 – E4	9	±4	3	10	58	16	13	±20	3.3	±0.4	
E5 – E9	12	±4	4	11	57	17	11	±17	3.2	±0.4	
USNR Officers	12	±3	1	14	70	11	4	±12	3.0	±0.2	
O1 – O3	11	±4	3	10	62	20	5	±17	3.2	±0.3	
O4 – O6	13	±4	NR	16	73	7	4	±15	3.0	±0.2	
USMCR Enlisted	9	±3	2	5	81	7	6	±13	3.1	±0.2	
E1 – E4	8	±3	4	9	69	13	4	±21	3.0	±0.3	
E5 – E9	11	±4	NR	2	88	3	7	±17	3.1	±0.2	
USMCR Officers	10	±3	6	5	71	8	9	±14	3.1	±0.3	
O1 – O3	10	±5	NR	NR	NR	NR	NR		3.2	±0.4	
O4 – O6	10	±4	10	5	67	7	11	±18	3.1	±0.4	
ANG Enlisted	13	±3	9	9	68	6	8	±11	3.0	±0.3	
E1 – E4	12	±4	7	22	51	10	10	±16	2.9	±0.4	
E5 – E9	13	±3	9	7	70	6	8	±13	3.0	±0.3	
ANG Officers	13	±3	12	8	67	6	6	±11	2.9	±0.2	
O1 – O3	17	±4	9	13	71	7	2	±13	2.8	±0.2	
O4 – O6	11	±4	15	5	65	6	9	±16	2.9	±0.3	
USAFR Enlisted	12	±3	10	10	53	13	15	±10	3.1	±0.3	
E1 – E4	11	±4	17	3	50	10	21	±22	3.1	±0.6	
E5 – E9	12	±3	8	11	54	13	14	±11	3.1	±0.3	
USAFR Officers	10	±2	5	10	68	14	3	±10	3.0	±0.2	
O1 – O3	14	±4	13	8	61	19	NR	±16	2.9	±0.3	
O4 – O6	9	±3	2	11	72	11	4	±12	3.1	±0.2	

Note. Percent responding are Reserve component spouses who answered the question and who used both TRICARE Dental Program and a civilian dental plan in the past 24 months (Q69/Q72).

NR: Not reportable

73. How do the following aspects of your or your family's TRICARE dental coverage compare to what is available in the civilian world?

c. Out-of-pocket cost for care

1. Much better in civilian plans 2. Better in civilian plans 3. No difference
 4. Better in TRICARE 5. Much better in TRICARE

	Percent Responding		Percentages					Max ME	Average Comparison		
			1	2	3	4	5				
MEMBER DEMOGRAPHICS											
Total DoD	11	±1	7	11	40	27	15	±4	3.3	±0.1	
ARNG	12	±2	7	9	40	28	16	±7	3.4	±0.2	
USAR	9	±2	8	15	34	29	13	±8	3.2	±0.2	
USNR	12	±3	7	7	47	24	14	±11	3.3	±0.3	
USMCR	10	±2	4	19	38	25	14	±12	3.3	±0.3	
ANG	13	±3	8	10	43	27	12	±10	3.2	±0.2	
USAFR	12	±2	6	11	37	26	21	±8	3.4	±0.2	
Enlisted	11	±1	8	10	40	26	16	±5	3.3	±0.2	
E1 – E4	9	±2	6	10	39	23	23	±11	3.5	±0.3	
E5 – E9	12	±2	8	10	40	27	14	±6	3.3	±0.2	
Officers	12	±2	5	14	40	29	11	±5	3.3	±0.1	
O1 – O3	14	±3	4	10	41	32	12	±9	3.4	±0.2	
O4 – O6	11	±2	3	17	41	29	9	±7	3.2	±0.2	
Reserve Unit	10	±1	7	10	40	29	15	±5	3.3	±0.1	
Military Technician	11	±3	6	7	37	32	17	±11	3.5	±0.2	
AGR/FTS/AR	17	±3	10	14	39	22	16	±10	3.2	±0.3	
IMA	10	±3	3	15	38	29	15	±18	3.4	±0.4	
Not Activated Past 24 Months	8	±2	7	8	43	28	15	±7	3.4	±0.2	
Activated Past 24 Months	14	±2	7	13	38	27	15	±5	3.3	±0.1	
Not Deployed Past 24 Months	10	±2	7	9	41	28	15	±6	3.3	±0.2	
Deployed Past 24 Months	15	±2	7	13	39	26	15	±5	3.3	±0.2	
SPOUSE DEMOGRAPHICS											
Male	13	±3	7	5	43	28	16	±10	3.4	±0.3	
Female	11	±1	7	12	39	27	15	±5	3.3	±0.1	
No College/Some College	11	±2	8	9	40	28	15	±6	3.3	±0.2	
4-Year Degree	12	±2	8	12	39	24	17	±7	3.3	±0.2	
Graduate/Professional Degree	11	±2	4	15	39	29	12	±9	3.3	±0.2	
Non-Hispanic White	11	±1	7	10	41	27	14	±5	3.3	±0.1	
Total Minority	11	±2	7	11	37	28	18	±8	3.4	±0.2	
Non-Hispanic Black	10	±3	12	7	34	29	19	±14	3.4	±0.4	
Hispanic	10	±3	7	15	35	28	15	±13	3.3	±0.3	
30 Years Old or Younger	10	±2	6	11	42	24	18	±9	3.4	±0.2	
31 to 40 Years Old	12	±2	11	13	32	28	17	±6	3.3	±0.2	
More Than 40 Years Old	12	±2	5	9	45	29	11	±6	3.3	±0.2	
FAMILY STATUS											
With Child(ren)	12	±1	7	11	41	26	16	±5	3.3	±0.1	
Without Child(ren)	10	±2	8	10	38	32	12	±8	3.3	±0.2	

Note. Percent responding are Reserve component spouses who answered the question and who used both TRICARE Dental Program and a civilian dental plan in the past 24 months (Q69/Q72).

73. How do the following aspects of your or your family's TRICARE dental coverage compare to what is available in the civilian world?

c. Out-of-pocket cost for care

	Percent Responding		Percentages					Max ME	Average Comparison		
			1	2	3	4	5				
MEMBER COMPONENT BY PAYGRADE											
ARNG Enlisted	11	±2	7	7	40	27	18	±8	3.4	±0.2	
E1 – E4	9	±3	6	2	43	18	31	±18	3.7	±0.4	
E5 – E9	12	±3	8	9	40	30	13	±10	3.3	±0.2	
ARNG Officers	15	±3	6	15	40	30	9	±9	3.2	±0.2	
O1 – O3	16	±5	2	8	43	35	12	±15	3.5	±0.3	
O4 – O6	15	±4	4	25	38	26	7	±14	3.1	±0.3	
USAR Enlisted	9	±2	9	16	34	27	13	±11	3.2	±0.3	
E1 – E4	7	±4	NR	20	28	NR	7	±24	3.2	±0.5	
E5 – E9	10	±3	10	15	36	23	15	±13	3.2	±0.3	
USAR Officers	9	±2	5	13	35	34	14	±10	3.4	±0.3	
O1 – O3	10	±3	5	15	38	30	12	±18	3.3	±0.4	
O4 – O6	9	±3	5	14	31	41	8	±15	3.3	±0.3	
USNR Enlisted	12	±4	10	3	48	25	15	±15	3.3	±0.4	
E1 – E4	9	±4	3	3	NR	24	24	±22	3.6	±0.4	
E5 – E9	12	±4	11	3	48	25	13	±18	3.3	±0.4	
USNR Officers	12	±3	2	15	46	22	14	±12	3.3	±0.3	
O1 – O3	11	±4	3	12	30	31	24	±17	3.6	±0.4	
O4 – O6	13	±4	2	16	52	19	10	±15	3.2	±0.3	
USMCR Enlisted	9	±3	5	23	34	24	14	±15	3.2	±0.3	
E1 – E4	8	±3	13	26	31	18	13	±20	2.9	±0.5	
E5 – E9	11	±4	NR	21	36	29	14	±22	3.4	±0.4	
USMCR Officers	10	±3	2	8	49	26	16	±14	3.5	±0.3	
O1 – O3	10	±5	NR	NR	NR	NR	NR		3.7	±0.4	
O4 – O6	10	±4	3	3	50	29	16	±18	3.5	±0.3	
ANG Enlisted	13	±3	9	10	43	26	12	±12	3.2	±0.3	
E1 – E4	12	±4	2	20	43	14	21	±16	3.3	±0.4	
E5 – E9	13	±3	9	9	43	28	11	±13	3.2	±0.3	
ANG Officers	13	±3	7	12	42	28	11	±11	3.2	±0.3	
O1 – O3	16	±4	11	12	43	26	9	±14	3.1	±0.3	
O4 – O6	11	±4	5	12	41	30	13	±17	3.3	±0.3	
USAFR Enlisted	12	±3	7	9	36	24	25	±10	3.5	±0.3	
E1 – E4	11	±4	13	12	35	21	19	±22	3.2	±0.5	
E5 – E9	12	±3	6	8	36	24	26	±11	3.6	±0.3	
USAFR Officers	11	±2	2	16	42	30	9	±10	3.3	±0.2	
O1 – O3	14	±4	5	12	38	35	11	±16	3.3	±0.3	
O4 – O6	10	±3	1	18	43	29	9	±13	3.2	±0.3	

Note. Percent responding are Reserve component spouses who answered the question and who used both TRICARE Dental Program and a civilian dental plan in the past 24 months (Q69/Q72).

NR: Not reportable

73. How do the following aspects of your or your family's TRICARE dental coverage compare to what is available in the civilian world?

d. Professionalism/"bedside manner" of dentists and other dental providers

1. Much better in civilian plans 2. Better in civilian plans 3. No difference
 4. Better in TRICARE 5. Much better in TRICARE

	Percent Responding		Percentages					Max ME	Average Comparison		
			1	2	3	4	5				
MEMBER DEMOGRAPHICS											
Total DoD	11	±1	5	7	73	7	7	±4	3.0	±0.1	
ARNG	12	±2	5	6	74	7	8	±7	3.1	±0.2	
USAR	9	±2	7	13	65	10	6	±9	3.0	±0.2	
USNR	12	±3	3	7	70	9	10	±11	3.1	±0.2	
USMCR	10	±2	4	2	86	3	5	±10	3.0	±0.2	
ANG	13	±3	7	4	80	3	6	±9	3.0	±0.2	
USAFR	12	±2	5	8	70	7	9	±8	3.1	±0.2	
Enlisted	11	±1	6	7	73	7	8	±5	3.0	±0.1	
E1 – E4	8	±2	6	7	68	10	8	±11	3.1	±0.2	
E5 – E9	12	±2	5	7	74	6	8	±5	3.0	±0.1	
Officers	12	±2	4	9	73	8	6	±5	3.0	±0.1	
O1 – O3	13	±2	3	9	70	12	6	±8	3.1	±0.2	
O4 – O6	11	±2	5	7	78	4	5	±6	3.0	±0.1	
Reserve Unit	10	±1	4	7	75	7	7	±4	3.0	±0.1	
Military Technician	11	±3	3	6	77	6	7	±9	3.1	±0.2	
AGR/FTS/AR	17	±3	9	8	65	9	9	±10	3.0	±0.2	
IMA	10	±3	7	9	79	1	4	±13	2.9	±0.2	
Not Activated Past 24 Months	8	±2	4	6	75	7	8	±7	3.1	±0.1	
Activated Past 24 Months	14	±2	6	8	72	7	7	±5	3.0	±0.1	
Not Deployed Past 24 Months	10	±2	5	8	71	8	8	±6	3.1	±0.1	
Deployed Past 24 Months	15	±2	6	7	77	5	6	±5	3.0	±0.1	
SPOUSE DEMOGRAPHICS											
Male	13	±3	7	9	65	11	8	±11	3.0	±0.2	
Female	11	±1	5	7	74	6	7	±4	3.0	±0.1	
No College/Some College	11	±2	4	8	73	7	8	±5	3.1	±0.1	
4-Year Degree	12	±2	8	5	75	5	7	±7	3.0	±0.2	
Graduate/Professional Degree	11	±2	5	10	70	10	6	±9	3.0	±0.2	
Non-Hispanic White	11	±1	5	6	77	6	6	±4	3.0	±0.1	
Total Minority	11	±2	4	11	65	10	11	±8	3.1	±0.2	
Non-Hispanic Black	11	±3	2	4	63	18	13	±13	3.4	±0.2	
Hispanic	10	±3	5	11	66	9	9	±13	3.1	±0.3	
30 Years Old or Younger	10	±2	6	8	69	7	9	±9	3.0	±0.2	
31 to 40 Years Old	12	±2	5	8	74	6	6	±6	3.0	±0.1	
More Than 40 Years Old	12	±2	4	6	75	8	7	±6	3.1	±0.1	
FAMILY STATUS											
With Child(ren)	12	±1	4	6	75	7	8	±4	3.1	±0.1	
Without Child(ren)	10	±2	9	11	71	4	5	±8	2.9	±0.2	

Note. Percent responding are Reserve component spouses who answered the question and who used both TRICARE Dental Program and a civilian dental plan in the past 24 months (Q69/Q72).

73. How do the following aspects of your or your family's TRICARE dental coverage compare to what is available in the civilian world?

d. Professionalism/"bedside manner" of dentists and other dental providers

	Percent Responding		Percentages					Max ME	Average Comparison		
			1	2	3	4	5				
MEMBER COMPONENT BY PAYGRADE											
ARNG Enlisted	11	±2	4	6	75	6	9	±8	3.1	±0.2	
E1 – E4	9	±3	NR	NR	73	8	9	±19	3.1	±0.4	
E5 – E9	12	±3	4	6	75	6	9	±9	3.1	±0.2	
ARNG Officers	15	±3	5	8	73	9	5	±9	3.0	±0.2	
O1 – O3	16	±5	2	6	73	13	6	±16	3.2	±0.3	
O4 – O6	16	±4	8	5	78	5	5	±13	2.9	±0.3	
USAR Enlisted	9	±2	8	14	65	9	4	±11	2.9	±0.2	
E1 – E4	7	±4	NR	NR	NR	NR	2	±13	2.9	±0.5	
E5 – E9	11	±3	9	13	68	6	4	±12	2.8	±0.2	
USAR Officers	9	±2	2	10	65	12	11	±11	3.2	±0.2	
O1 – O3	9	±3	1	10	64	15	9	±18	3.2	±0.3	
O4 – O6	9	±3	2	11	69	12	6	±15	3.1	±0.3	
USNR Enlisted	12	±4	4	7	67	11	11	±15	3.2	±0.3	
E1 – E4	9	±4	5	14	61	10	11	±23	3.1	±0.4	
E5 – E9	12	±4	4	6	69	11	11	±18	3.2	±0.3	
USNR Officers	12	±3	2	8	78	3	9	±13	3.1	±0.2	
O1 – O3	11	±4	NR	12	64	9	15	±17	3.3	±0.3	
O4 – O6	12	±4	3	7	82	1	7	±16	3.0	±0.3	
USMCR Enlisted	9	±3	5	2	85	3	6	±13	3.0	±0.2	
E1 – E4	8	±3	4	4	83	4	NR	±20	3.0	±0.3	
E5 – E9	11	±4	NR	NR	86	2	7	±19	3.1	±0.3	
USMCR Officers	10	±3	2	3	90	3	2	±10	3.0	±0.2	
O1 – O3	10	±5	NR	NR	NR	NR	NR		3.1	±0.3	
O4 – O6	10	±4	3	3	92	NR	3	±12	3.0	±0.2	
ANG Enlisted	13	±3	7	4	80	3	6	±10	3.0	±0.2	
E1 – E4	12	±4	5	9	70	7	8	±16	3.0	±0.3	
E5 – E9	13	±3	7	3	82	3	6	±12	3.0	±0.2	
ANG Officers	13	±3	6	8	79	3	4	±9	2.9	±0.2	
O1 – O3	17	±4	5	10	77	6	2	±13	2.9	±0.2	
O4 – O6	11	±4	7	7	81	NR	6	±14	2.9	±0.3	
USAFR Enlisted	12	±3	5	7	69	8	12	±10	3.1	±0.2	
E1 – E4	11	±4	13	3	56	8	19	±23	3.2	±0.5	
E5 – E9	12	±3	4	7	71	7	10	±11	3.1	±0.2	
USAFR Officers	11	±2	5	12	75	6	2	±9	2.9	±0.2	
O1 – O3	13	±4	13	13	59	15	NR	±16	2.7	±0.3	
O4 – O6	10	±3	2	11	81	3	3	±11	2.9	±0.2	

Note. Percent responding are Reserve component spouses who answered the question and who used both TRICARE Dental Program and a civilian dental plan in the past 24 months (Q69/Q72).
 NR: Not reportable

73. How do the following aspects of your or your family's TRICARE dental coverage compare to what is available in the civilian world?

e. Availability of dental providers

1. Much better in civilian plans 2. Better in civilian plans 3. No difference
 4. Better in TRICARE 5. Much better in TRICARE

	Percent Responding		Percentages					Max ME	Average Comparison		
			1	2	3	4	5				
MEMBER DEMOGRAPHICS											
Total DoD	11	±1	9	19	57	8	7	±4	2.9	±0.1	
ARNG	12	±2	8	21	55	9	7	±7	2.9	±0.2	
USAR	9	±2	9	26	50	10	5	±9	2.8	±0.2	
USNR	11	±3	8	15	61	5	11	±11	3.0	±0.3	
USMCR	10	±2	9	15	68	3	5	±11	2.8	±0.2	
ANG	13	±3	12	10	68	4	6	±9	2.8	±0.2	
USAFR	12	±2	7	18	55	8	12	±8	3.0	±0.2	
Enlisted	11	±1	8	18	58	8	8	±5	2.9	±0.1	
E1 – E4	9	±2	8	25	50	10	7	±10	2.8	±0.3	
E5 – E9	12	±2	8	16	60	7	8	±6	2.9	±0.1	
Officers	12	±2	10	22	55	7	5	±5	2.7	±0.1	
O1 – O3	14	±3	8	20	57	12	3	±9	2.8	±0.2	
O4 – O6	12	±2	12	23	57	4	4	±7	2.7	±0.2	
Reserve Unit	10	±1	8	18	59	8	7	±5	2.9	±0.1	
Military Technician	11	±3	6	18	60	10	6	±10	2.9	±0.2	
AGR/FTS/AR	17	±3	11	24	49	6	10	±10	2.8	±0.2	
IMA	10	±3	11	24	61	NR	4	±15	2.6	±0.3	
Not Activated Past 24 Months	8	±2	6	16	60	9	9	±7	3.0	±0.2	
Activated Past 24 Months	14	±2	11	20	55	7	6	±5	2.8	±0.1	
Not Deployed Past 24 Months	10	±2	7	18	56	10	8	±6	2.9	±0.2	
Deployed Past 24 Months	15	±2	11	20	59	5	6	±5	2.7	±0.1	
SPOUSE DEMOGRAPHICS											
Male	13	±3	9	18	54	10	10	±10	2.9	±0.3	
Female	11	±1	9	19	58	8	7	±4	2.8	±0.1	
No College/Some College	11	±2	7	19	57	9	7	±6	2.9	±0.1	
4-Year Degree	12	±2	13	16	56	7	8	±7	2.8	±0.2	
Graduate/Professional Degree	11	±2	8	24	57	5	6	±8	2.8	±0.2	
Non-Hispanic White	11	±1	10	19	59	7	6	±5	2.8	±0.1	
Total Minority	11	±2	4	19	54	11	12	±8	3.1	±0.2	
Non-Hispanic Black	11	±3	3	12	59	8	17	±13	3.2	±0.3	
Hispanic	10	±3	4	20	49	19	9	±14	3.1	±0.3	
30 Years Old or Younger	10	±2	7	21	55	8	9	±9	2.9	±0.2	
31 to 40 Years Old	12	±2	8	20	57	8	7	±7	2.9	±0.2	
More Than 40 Years Old	12	±2	10	17	59	8	7	±6	2.8	±0.2	
FAMILY STATUS											
With Child(ren)	12	±1	8	17	59	8	8	±5	2.9	±0.1	
Without Child(ren)	10	±2	11	25	52	6	5	±8	2.7	±0.2	

Note. Percent responding are Reserve component spouses who answered the question and who used both TRICARE Dental Program and a civilian dental plan in the past 24 months (Q69/Q72).

NR: Not reportable

73. How do the following aspects of your or your family's TRICARE dental coverage compare to what is available in the civilian world?

e. Availability of dental providers

	Percent Responding		Percentages					Max ME	Average Comparison		
			1	2	3	4	5				
MEMBER COMPONENT BY PAYGRADE											
ARNG Enlisted	11	±2	7	19	56	10	8	±8	2.9	±0.2	
E1 – E4	9	±3	7	25	54	6	7	±19	2.8	±0.4	
E5 – E9	12	±3	7	17	56	11	8	±9	3.0	±0.2	
ARNG Officers	15	±3	11	25	53	8	4	±9	2.7	±0.2	
O1 – O3	16	±5	5	24	55	13	2	±14	2.8	±0.3	
O4 – O6	16	±4	16	23	56	1	4	±14	2.5	±0.3	
USAR Enlisted	9	±2	9	29	49	9	3	±11	2.7	±0.2	
E1 – E4	7	±4	NR	NR	33	NR	2	±22	2.8	±0.5	
E5 – E9	11	±3	9	27	55	5	4	±13	2.7	±0.2	
USAR Officers	9	±2	10	16	51	12	11	±10	3.0	±0.3	
O1 – O3	10	±3	14	11	50	16	9	±18	3.0	±0.4	
O4 – O6	9	±3	8	19	54	11	8	±15	2.9	±0.3	
USNR Enlisted	11	±4	9	10	61	6	14	±16	3.1	±0.4	
E1 – E4	9	±4	8	16	52	13	11	±22	3.0	±0.4	
E5 – E9	11	±4	9	8	63	5	15	±18	3.1	±0.4	
USNR Officers	12	±3	7	25	62	2	4	±12	2.7	±0.3	
O1 – O3	11	±4	NR	24	64	7	5	±17	2.9	±0.3	
O4 – O6	13	±4	9	25	61	1	4	±15	2.7	±0.3	
USMCR Enlisted	9	±3	8	14	69	3	6	±14	2.8	±0.3	
E1 – E4	8	±3	8	10	69	7	NR	±20	2.9	±0.4	
E5 – E9	11	±4	7	17	70	NR	6	±20	2.8	±0.4	
USMCR Officers	10	±3	13	19	63	3	3	±14	2.6	±0.3	
O1 – O3	10	±5	NR	NR	NR	NR	NR		2.8	±0.5	
O4 – O6	10	±4	12	21	63	NR	4	±18	2.6	±0.3	
ANG Enlisted	13	±3	12	7	70	3	7	±11	2.9	±0.3	
E1 – E4	12	±4	8	24	52	7	8	±16	2.8	±0.4	
E5 – E9	13	±3	12	5	72	3	7	±13	2.9	±0.3	
ANG Officers	13	±3	11	22	58	7	2	±11	2.7	±0.2	
O1 – O3	17	±4	10	19	64	6	NR	±14	2.7	±0.2	
O4 – O6	11	±4	12	24	53	7	4	±17	2.7	±0.3	
USAFR Enlisted	12	±3	6	17	53	9	16	±10	3.1	±0.2	
E1 – E4	11	±4	13	16	51	3	16	±23	2.9	±0.5	
E5 – E9	12	±3	4	17	53	10	15	±11	3.1	±0.3	
USAFR Officers	11	±2	13	21	61	4	1	±10	2.6	±0.2	
O1 – O3	14	±4	17	18	59	5	NR	±16	2.5	±0.3	
O4 – O6	10	±3	10	23	61	4	2	±13	2.6	±0.2	

Note. Percent responding are Reserve component spouses who answered the question and who used both TRICARE Dental Program and a civilian dental plan in the past 24 months (Q69/Q72).

NR: Not reportable

73. How do the following aspects of your or your family's TRICARE dental coverage compare to what is available in the civilian world?

f. Availability of specialists

1. Much better in civilian plans 2. Better in civilian plans 3. No difference
 4. Better in TRICARE 5. Much better in TRICARE

	Percent Responding		Percentages					Max ME	Average Comparison		
			1	2	3	4	5				
MEMBER DEMOGRAPHICS											
Total DoD	11	±1	8	18	59	7	7	±4	2.9	±0.1	
ARNG	12	±2	7	18	59	10	7	±7	2.9	±0.2	
USAR	9	±2	8	28	48	10	5	±9	2.8	±0.2	
USNR	11	±3	6	21	54	6	13	±11	3.0	±0.3	
USMCR	10	±2	8	11	74	1	5	±11	2.8	±0.2	
ANG	13	±3	13	9	69	3	6	±10	2.8	±0.2	
USAFR	11	±2	7	17	60	5	11	±8	3.0	±0.2	
Enlisted	11	±1	8	17	59	8	8	±5	2.9	±0.1	
E1 – E4	8	±2	8	21	54	10	7	±11	2.9	±0.3	
E5 – E9	12	±2	8	16	60	8	8	±6	2.9	±0.2	
Officers	12	±2	9	22	59	5	5	±5	2.8	±0.1	
O1 – O3	14	±3	6	18	63	9	3	±8	2.9	±0.2	
O4 – O6	11	±2	11	27	56	2	4	±7	2.6	±0.2	
Reserve Unit	10	±1	8	17	61	8	7	±5	2.9	±0.1	
Military Technician	11	±3	6	15	65	8	5	±11	2.9	±0.2	
AGR/FTS/AR	17	±3	11	25	47	6	11	±10	2.8	±0.3	
IMA	10	±3	8	24	63	NR	4	±15	2.7	±0.3	
Not Activated Past 24 Months	8	±2	6	17	61	7	9	±7	3.0	±0.2	
Activated Past 24 Months	14	±2	10	19	57	8	6	±5	2.8	±0.1	
Not Deployed Past 24 Months	10	±2	7	18	56	9	9	±6	2.9	±0.2	
Deployed Past 24 Months	15	±2	9	18	62	5	5	±5	2.8	±0.1	
SPOUSE DEMOGRAPHICS											
Male	13	±3	8	16	55	10	11	±10	3.0	±0.3	
Female	11	±1	8	19	59	7	7	±5	2.9	±0.1	
No College/Some College	11	±2	7	19	57	10	8	±6	2.9	±0.1	
4-Year Degree	12	±2	12	16	59	4	8	±7	2.8	±0.2	
Graduate/Professional Degree	11	±2	6	22	61	5	5	±8	2.8	±0.2	
Non-Hispanic White	11	±1	9	18	61	6	5	±5	2.8	±0.1	
Total Minority	11	±2	4	20	53	11	12	±8	3.1	±0.2	
Non-Hispanic Black	11	±3	3	10	57	10	20	±13	3.3	±0.3	
Hispanic	10	±3	4	23	49	15	9	±14	3.0	±0.3	
30 Years Old or Younger	10	±2	7	16	61	8	9	±9	3.0	±0.2	
31 to 40 Years Old	12	±2	7	20	58	8	7	±7	2.9	±0.2	
More Than 40 Years Old	12	±2	9	18	59	7	7	±6	2.8	±0.2	
FAMILY STATUS											
With Child(ren)	12	±1	7	18	59	8	8	±5	2.9	±0.1	
Without Child(ren)	10	±2	11	21	59	4	5	±8	2.7	±0.2	

Note. Percent responding are Reserve component spouses who answered the question and who used both TRICARE Dental Program and a civilian dental plan in the past 24 months (Q69/Q72).
 NR: Not reportable

73. How do the following aspects of your or your family's TRICARE dental coverage compare to what is available in the civilian world?

f. Availability of specialists

	Percent Responding		Percentages					Max ME	Average Comparison		
			1	2	3	4	5				
MEMBER COMPONENT BY PAYGRADE											
ARNG Enlisted	11	±2	7	17	58	10	8	±9	3.0	±0.2	
E1 – E4	9	±3	8	19	60	6	7	±19	2.9	±0.4	
E5 – E9	12	±3	6	16	58	12	8	±10	3.0	±0.2	
ARNG Officers	15	±3	8	22	59	7	4	±9	2.8	±0.2	
O1 – O3	16	±5	4	18	64	11	2	±15	2.9	±0.3	
O4 – O6	16	±4	11	30	54	0	5	±14	2.6	±0.3	
USAR Enlisted	9	±2	8	32	46	11	3	±11	2.7	±0.2	
E1 – E4	7	±4	NR	NR	31	NR	2	±22	2.8	±0.5	
E5 – E9	11	±3	9	30	51	7	4	±13	2.7	±0.3	
USAR Officers	9	±2	8	19	55	7	11	±11	2.9	±0.3	
O1 – O3	10	±3	8	15	60	8	9	±17	3.0	±0.4	
O4 – O6	8	±3	9	25	52	9	7	±15	2.8	±0.3	
USNR Enlisted	11	±4	5	18	53	7	17	±17	3.1	±0.4	
E1 – E4	9	±4	8	14	54	13	11	±23	3.1	±0.4	
E5 – E9	11	±4	5	18	53	5	18	±20	3.1	±0.4	
USNR Officers	12	±3	6	29	57	3	4	±13	2.7	±0.3	
O1 – O3	11	±4	NR	16	69	10	5	±17	3.0	±0.3	
O4 – O6	13	±4	9	34	53	1	4	±16	2.6	±0.3	
USMCR Enlisted	9	±3	8	10	75	1	6	±14	2.9	±0.3	
E1 – E4	8	±3	8	4	80	3	NR	±20	2.9	±0.3	
E5 – E9	11	±4	7	14	72	NR	6	±20	2.8	±0.3	
USMCR Officers	10	±3	10	14	72	2	3	±13	2.7	±0.2	
O1 – O3	10	±5	NR	NR	NR	NR	NR		2.8	±0.4	
O4 – O6	10	±4	12	10	74	NR	4	±18	2.7	±0.3	
ANG Enlisted	13	±3	13	6	70	3	7	±11	2.8	±0.3	
E1 – E4	12	±4	8	19	62	7	3	±16	2.8	±0.3	
E5 – E9	13	±3	14	5	71	3	7	±13	2.8	±0.3	
ANG Officers	13	±3	13	22	61	2	2	±11	2.6	±0.2	
O1 – O3	17	±4	9	21	67	4	NR	±14	2.7	±0.2	
O4 – O6	11	±4	16	23	57	NR	4	±16	2.5	±0.3	
USAFR Enlisted	12	±3	5	14	60	6	14	±10	3.1	±0.2	
E1 – E4	11	±4	13	10	61	NR	16	±23	3.0	±0.5	
E5 – E9	12	±3	4	15	60	7	14	±11	3.1	±0.3	
USAFR Officers	10	±2	11	25	60	4	1	±10	2.6	±0.2	
O1 – O3	14	±4	17	21	57	5	NR	±16	2.5	±0.3	
O4 – O6	9	±3	8	26	61	3	2	±13	2.6	±0.2	

Note. Percent responding are Reserve component spouses who answered the question and who used both TRICARE Dental Program and a civilian dental plan in the past 24 months (Q69/Q72).

NR: Not reportable

73. How do the following aspects of your or your family's TRICARE dental coverage compare to what is available in the civilian world?

g. Ability to get appointments

1. Much better in civilian plans 2. Better in civilian plans 3. No difference
 4. Better in TRICARE 5. Much better in TRICARE

	Percent Responding		Percentages					Max ME	Average Comparison		
			1	2	3	4	5				
MEMBER DEMOGRAPHICS											
Total DoD	11	±1	7	10	71	7	6	±4	3.0	±0.1	
ARNG	12	±2	6	9	72	7	6	±7	3.0	±0.2	
USAR	9	±2	5	15	66	10	5	±9	2.9	±0.2	
USNR	11	±3	7	10	65	7	11	±12	3.0	±0.3	
USMCR	10	±2	6	5	85	2	2	±9	2.9	±0.2	
ANG	13	±3	11	6	74	3	6	±9	2.9	±0.2	
USAFR	12	±2	7	13	67	6	8	±8	2.9	±0.2	
Enlisted	11	±1	7	9	70	7	7	±5	3.0	±0.1	
E1 – E4	9	±2	9	10	64	10	7	±11	2.9	±0.3	
E5 – E9	12	±2	6	9	72	6	7	±5	3.0	±0.1	
Officers	12	±2	7	11	71	7	5	±5	2.9	±0.1	
O1 – O3	14	±3	4	9	74	10	3	±8	3.0	±0.2	
O4 – O6	12	±2	9	13	70	4	4	±6	2.8	±0.2	
Reserve Unit	10	±1	6	9	73	7	6	±4	3.0	±0.1	
Military Technician	11	±3	6	11	71	7	5	±11	2.9	±0.2	
AGR/FTS/AR	17	±3	10	13	62	6	9	±10	2.9	±0.2	
IMA	10	±3	9	15	74	1	2	±14	2.7	±0.2	
Not Activated Past 24 Months	8	±2	5	9	72	7	7	±7	3.0	±0.2	
Activated Past 24 Months	14	±2	8	10	70	6	6	±5	2.9	±0.1	
Not Deployed Past 24 Months	10	±1	7	11	67	8	7	±6	3.0	±0.1	
Deployed Past 24 Months	15	±2	7	8	76	4	5	±5	2.9	±0.1	
SPOUSE DEMOGRAPHICS											
Male	13	±3	8	16	58	10	9	±10	3.0	±0.2	
Female	11	±1	7	9	73	6	6	±4	3.0	±0.1	
No College/Some College	11	±2	5	10	71	8	6	±6	3.0	±0.1	
4-Year Degree	12	±2	10	8	70	5	7	±7	2.9	±0.2	
Graduate/Professional Degree	11	±2	8	12	69	6	5	±8	2.9	±0.2	
Non-Hispanic White	11	±1	7	8	75	5	5	±5	2.9	±0.1	
Total Minority	11	±2	4	15	60	10	11	±8	3.1	±0.2	
Non-Hispanic Black	10	±3	3	9	59	12	17	±13	3.3	±0.3	
Hispanic	10	±3	3	18	58	12	9	±14	3.1	±0.3	
30 Years Old or Younger	10	±2	5	11	71	5	8	±9	3.0	±0.2	
31 to 40 Years Old	12	±2	7	8	72	7	6	±6	3.0	±0.1	
More Than 40 Years Old	12	±2	8	10	69	7	6	±6	2.9	±0.2	
FAMILY STATUS											
With Child(ren)	12	±1	5	9	71	7	7	±5	3.0	±0.1	
Without Child(ren)	10	±2	10	11	70	4	5	±8	2.8	±0.2	

Note. Percent responding are Reserve component spouses who answered the question and who used both TRICARE Dental Program and a civilian dental plan in the past 24 months (Q69/Q72).

73. How do the following aspects of your or your family's TRICARE dental coverage compare to what is available in the civilian world?

g. Ability to get appointments

	Percent Responding		Percentages					Max ME	Average Comparison		
			1	2	3	4	5				
MEMBER COMPONENT BY PAYGRADE											
ARNG Enlisted	11	±2	6	9	72	7	7	±8	3.0	±0.2	
E1 – E4	9	±3	11	8	68	6	7	±19	2.9	±0.4	
E5 – E9	12	±3	4	9	73	7	7	±9	3.0	±0.2	
ARNG Officers	15	±3	5	8	75	8	4	±9	3.0	±0.2	
O1 – O3	16	±5	1	6	76	14	2	±14	3.1	±0.2	
O4 – O6	16	±4	8	9	78	0	4	±13	2.8	±0.2	
USAR Enlisted	9	±2	4	16	67	10	3	±11	2.9	±0.2	
E1 – E4	7	±4	NR	NR	NR	NR	2	±13	3.0	±0.5	
E5 – E9	11	±3	3	16	72	6	3	±14	2.9	±0.2	
USAR Officers	9	±2	6	12	64	7	10	±11	3.0	±0.2	
O1 – O3	10	±3	5	12	66	8	9	±17	3.0	±0.3	
O4 – O6	9	±3	8	13	64	9	6	±15	2.9	±0.3	
USNR Enlisted	11	±4	9	7	62	8	14	±16	3.1	±0.4	
E1 – E4	9	±4	5	14	60	10	11	±24	3.1	±0.4	
E5 – E9	11	±4	10	6	62	8	14	±21	3.1	±0.4	
USNR Officers	12	±3	4	16	73	3	4	±12	2.9	±0.2	
O1 – O3	11	±4	NR	19	73	3	5	±17	2.9	±0.3	
O4 – O6	13	±4	5	14	73	4	4	±15	2.9	±0.3	
USMCR Enlisted	9	±3	6	3	87	1	2	±12	2.9	±0.2	
E1 – E4	8	±3	8	8	79	NR	NR	±20	2.8	±0.3	
E5 – E9	11	±4	NR	NR	93	2	NR	±20	2.9	±0.2	
USMCR Officers	10	±3	5	10	79	3	2	±13	2.9	±0.2	
O1 – O3	10	±5	NR	NR	NR	NR	NR		2.8	±0.4	
O4 – O6	10	±4	5	11	78	3	3	±18	2.9	±0.2	
ANG Enlisted	13	±3	11	5	74	3	7	±11	2.9	±0.3	
E1 – E4	12	±4	6	15	71	5	3	±16	2.8	±0.3	
E5 – E9	13	±3	12	3	75	3	8	±13	2.9	±0.3	
ANG Officers	13	±3	12	10	70	6	2	±11	2.8	±0.2	
O1 – O3	17	±4	7	4	86	4	NR	±12	2.9	±0.2	
O4 – O6	11	±4	16	14	59	7	4	±17	2.7	±0.3	
USAFR Enlisted	12	±3	5	11	67	7	10	±10	3.1	±0.2	
E1 – E4	11	±4	13	2	65	3	16	±23	3.1	±0.5	
E5 – E9	12	±3	4	12	67	7	9	±11	3.1	±0.2	
USAFR Officers	11	±2	11	18	66	4	1	±10	2.6	±0.2	
O1 – O3	14	±4	15	18	61	5	NR	±16	2.6	±0.3	
O4 – O6	10	±3	10	18	68	3	2	±13	2.7	±0.2	

Note. Percent responding are Reserve component spouses who answered the question and who used both TRICARE Dental Program and a civilian dental plan in the past 24 months (Q69/Q72).

NR: Not reportable

73. How do the following aspects of your or your family's TRICARE dental coverage compare to what is available in the civilian world?

h. Waiting time in the clinic

1. Much better in civilian plans 2. Better in civilian plans 3. No difference
 4. Better in TRICARE 5. Much better in TRICARE

	Percent Responding		Percentages					Max ME	Average Comparison		
			1	2	3	4	5				
MEMBER DEMOGRAPHICS											
Total DoD	11	±1	4	7	77	6	6	±4	3.0	±0.1	
ARNG	12	±2	3	5	79	6	7	±6	3.1	±0.1	
USAR	9	±2	2	11	72	10	5	±9	3.0	±0.2	
USNR	11	±3	2	7	73	9	8	±11	3.1	±0.2	
USMCR	10	±2	1	5	91	2	1	±9	3.0	±0.1	
ANG	12	±3	7	2	83	3	5	±9	3.0	±0.2	
USAFR	12	±2	5	11	70	5	8	±8	3.0	±0.2	
Enlisted	11	±1	3	6	77	7	7	±5	3.1	±0.1	
E1 – E4	9	±2	3	6	73	10	7	±11	3.1	±0.2	
E5 – E9	12	±2	4	6	78	6	7	±5	3.1	±0.1	
Officers	12	±2	5	7	79	5	4	±5	3.0	±0.1	
O1 – O3	13	±2	3	8	78	7	3	±8	3.0	±0.2	
O4 – O6	11	±2	5	7	81	3	4	±6	2.9	±0.1	
Reserve Unit	10	±1	2	6	80	6	6	±4	3.1	±0.1	
Military Technician	11	±3	2	5	82	5	6	±9	3.1	±0.2	
AGR/FTS/AR	17	±3	9	9	67	7	9	±10	3.0	±0.2	
IMA	10	±3	3	12	83	NR	2	±12	2.9	±0.2	
Not Activated Past 24 Months	8	±2	3	5	78	7	7	±6	3.1	±0.1	
Activated Past 24 Months	14	±2	4	7	77	6	6	±5	3.0	±0.1	
Not Deployed Past 24 Months	10	±2	4	7	75	8	7	±6	3.1	±0.1	
Deployed Past 24 Months	15	±2	4	6	81	4	5	±4	3.0	±0.1	
SPOUSE DEMOGRAPHICS											
Male	13	±3	3	10	69	11	7	±10	3.1	±0.2	
Female	11	±1	4	6	79	5	6	±4	3.0	±0.1	
No College/Some College	11	±2	3	8	75	8	6	±5	3.1	±0.1	
4-Year Degree	12	±2	5	4	80	3	7	±6	3.0	±0.2	
Graduate/Professional Degree	11	±2	4	7	77	5	7	±7	3.0	±0.2	
Non-Hispanic White	11	±1	4	5	81	5	5	±4	3.0	±0.1	
Total Minority	11	±2	3	11	67	8	11	±8	3.1	±0.2	
Non-Hispanic Black	11	±3	4	7	64	10	15	±13	3.3	±0.3	
Hispanic	10	±3	1	14	65	11	10	±13	3.1	±0.2	
30 Years Old or Younger	10	±2	4	7	76	6	7	±8	3.0	±0.2	
31 to 40 Years Old	12	±2	4	6	77	6	6	±6	3.0	±0.1	
More Than 40 Years Old	12	±2	3	7	78	6	6	±5	3.0	±0.1	
FAMILY STATUS											
With Child(ren)	12	±1	4	6	77	7	7	±4	3.1	±0.1	
Without Child(ren)	10	±2	4	9	78	4	5	±8	3.0	±0.2	

Note. Percent responding are Reserve component spouses who answered the question and who used both TRICARE Dental Program and a civilian dental plan in the past 24 months (Q69/Q72).
 NR: Not reportable

73. How do the following aspects of your or your family's TRICARE dental coverage compare to what is available in the civilian world?

h. Waiting time in the clinic

	Percent Responding		Percentages					Max ME	Average Comparison		
			1	2	3	4	5				
MEMBER COMPONENT BY PAYGRADE											
ARNG Enlisted	11	±2	3	5	79	6	8	±8	3.1	±0.2	
E1 – E4	9	±3	1	6	76	7	10	±18	3.2	±0.3	
E5 – E9	12	±3	3	4	79	6	7	±9	3.1	±0.2	
ARNG Officers	15	±3	4	7	81	5	3	±9	3.0	±0.2	
O1 – O3	15	±5	1	9	80	7	3	±16	3.0	±0.2	
O4 – O6	16	±4	5	5	86	2	1	±13	2.9	±0.2	
USAR Enlisted	9	±2	2	13	71	10	3	±11	3.0	±0.2	
E1 – E4	7	±4	NR	NR	NR	NR	2	±13	3.1	±0.4	
E5 – E9	10	±3	0	16	74	6	4	±12	3.0	±0.2	
USAR Officers	9	±2	3	6	74	7	10	±10	3.2	±0.2	
O1 – O3	10	±3	4	3	76	8	9	±18	3.2	±0.3	
O4 – O6	9	±3	2	8	75	9	6	±15	3.1	±0.3	
USNR Enlisted	11	±4	2	7	70	12	10	±16	3.2	±0.3	
E1 – E4	9	±4	5	NR	67	10	7	±21	3.0	±0.4	
E5 – E9	12	±4	2	6	70	12	10	±20	3.2	±0.3	
USNR Officers	12	±3	2	9	80	3	6	±11	3.0	±0.2	
O1 – O3	11	±4	NR	19	68	10	3	±17	3.0	±0.3	
O4 – O6	12	±4	3	5	84	1	7	±15	3.0	±0.3	
USMCR Enlisted	9	±3	NR	5	92	2	1	±13	3.0	±0.1	
E1 – E4	8	±3	NR	4	91	NR	NR	±20	3.0	±0.2	
E5 – E9	11	±4	NR	NR	93	NR	2	±20	3.0	±0.2	
USMCR Officers	10	±3	3	6	87	2	2	±11	2.9	±0.2	
O1 – O3	10	±5	NR	NR	NR	NR	NR		2.8	±0.4	
O4 – O6	10	±4	3	7	88	NR	3	±16	2.9	±0.2	
ANG Enlisted	12	±3	7	2	83	3	5	±11	3.0	±0.2	
E1 – E4	11	±4	2	10	80	5	3	±16	3.0	±0.2	
E5 – E9	12	±3	7	0	84	3	6	±12	3.0	±0.2	
ANG Officers	13	±3	10	4	81	3	2	±10	2.8	±0.2	
O1 – O3	17	±4	9	5	80	6	NR	±13	2.8	±0.2	
O4 – O6	11	±4	12	3	81	NR	4	±17	2.8	±0.3	
USAFR Enlisted	12	±3	6	11	68	5	10	±9	3.0	±0.2	
E1 – E4	11	±4	NR	2	71	3	13	±21	3.0	±0.5	
E5 – E9	12	±3	5	12	68	6	10	±11	3.0	±0.2	
USAFR Officers	11	±2	5	14	76	5	1	±10	2.8	±0.2	
O1 – O3	14	±4	7	11	79	3	NR	±15	2.8	±0.2	
O4 – O6	10	±3	3	16	74	5	2	±12	2.9	±0.2	

Note. Percent responding are Reserve component spouses who answered the question and who used both TRICARE Dental Program and a civilian dental plan in the past 24 months (Q69/Q72).

NR: Not reportable

73. How do the following aspects of your or your family's TRICARE dental coverage compare to what is available in the civilian world?

i. Administrative requirements (e.g., claims, paperwork, approvals)

1. Much better in civilian plans 2. Better in civilian plans 3. No difference
 4. Better in TRICARE 5. Much better in TRICARE

	Percent Responding		Percentages					Max ME	Average Comparison		
			1	2	3	4	5				
MEMBER DEMOGRAPHICS											
Total DoD	11	±1	8	13	60	11	9	±4	3.0	±0.1	
ARNG	12	±2	8	13	58	10	10	±7	3.0	±0.2	
USAR	9	±2	6	15	60	14	5	±9	3.0	±0.2	
USNR	11	±3	4	12	57	17	11	±12	3.2	±0.3	
USMCR	10	±2	6	5	80	3	5	±10	3.0	±0.2	
ANG	13	±3	11	11	65	6	7	±10	2.9	±0.2	
USAFR	12	±2	9	11	57	10	12	±8	3.1	±0.2	
Enlisted	11	±1	8	12	60	10	10	±5	3.0	±0.1	
E1 – E4	9	±2	9	9	59	11	11	±11	3.1	±0.3	
E5 – E9	12	±2	8	13	60	10	9	±6	3.0	±0.2	
Officers	12	±2	7	14	61	13	6	±5	3.0	±0.1	
O1 – O3	13	±2	5	14	63	15	4	±8	3.0	±0.2	
O4 – O6	12	±2	7	13	61	12	6	±7	3.0	±0.2	
Reserve Unit	10	±1	8	11	62	11	8	±5	3.0	±0.1	
Military Technician	11	±3	8	14	60	11	7	±11	3.0	±0.2	
AGR/FTS/AR	17	±3	8	18	50	10	14	±10	3.0	±0.3	
IMA	10	±3	9	11	66	9	5	±14	2.9	±0.3	
Not Activated Past 24 Months	8	±2	6	11	59	12	11	±7	3.1	±0.2	
Activated Past 24 Months	14	±2	9	14	60	10	7	±5	2.9	±0.1	
Not Deployed Past 24 Months	9	±1	7	13	58	12	11	±6	3.1	±0.2	
Deployed Past 24 Months	15	±2	9	13	63	9	6	±5	2.9	±0.1	
SPOUSE DEMOGRAPHICS											
Male	13	±3	7	9	63	11	10	±11	3.1	±0.2	
Female	11	±1	8	13	60	11	9	±5	3.0	±0.1	
No College/Some College	11	±2	6	14	61	11	8	±6	3.0	±0.1	
4-Year Degree	12	±2	11	10	58	10	11	±7	3.0	±0.2	
Graduate/Professional Degree	11	±2	7	14	62	10	6	±8	2.9	±0.2	
Non-Hispanic White	11	±1	9	12	61	10	8	±5	3.0	±0.1	
Total Minority	11	±2	4	15	57	12	12	±8	3.1	±0.2	
Non-Hispanic Black	11	±3	4	5	61	14	17	±13	3.4	±0.3	
Hispanic	10	±3	3	24	47	15	11	±14	3.1	±0.3	
30 Years Old or Younger	10	±2	8	12	61	8	11	±9	3.0	±0.2	
31 to 40 Years Old	12	±2	7	14	58	12	9	±7	3.0	±0.2	
More Than 40 Years Old	12	±2	8	12	62	11	7	±6	3.0	±0.2	
FAMILY STATUS											
With Child(ren)	12	±1	7	12	61	11	9	±5	3.0	±0.1	
Without Child(ren)	10	±2	12	15	57	9	6	±8	2.8	±0.2	

Note. Percent responding are Reserve component spouses who answered the question and who used both TRICARE Dental Program and a civilian dental plan in the past 24 months (Q69/Q72).

73. How do the following aspects of your or your family's TRICARE dental coverage compare to what is available in the civilian world?

i. Administrative requirements (e.g., claims, paperwork, approvals)

	Percent Responding		Percentages					Max ME	Average Comparison		
			1	2	3	4	5				
MEMBER COMPONENT BY PAYGRADE											
ARNG Enlisted	11	±2	9	12	58	9	12	±9	3.0	±0.2	
E1 – E4	9	±3	10	6	59	7	17	±19	3.2	±0.4	
E5 – E9	12	±3	9	14	57	10	10	±10	3.0	±0.2	
ARNG Officers	15	±3	6	18	59	14	3	±9	2.9	±0.2	
O1 – O3	16	±5	2	18	62	15	3	±14	3.0	±0.2	
O4 – O6	16	±4	9	18	56	12	5	±14	2.9	±0.3	
USAR Enlisted	9	±2	6	17	60	14	3	±11	2.9	±0.2	
E1 – E4	7	±4	NR	15	NR	NR	2	±24	3.0	±0.5	
E5 – E9	10	±3	6	17	62	10	4	±12	2.9	±0.2	
USAR Officers	9	±2	4	10	61	14	11	±10	3.2	±0.2	
O1 – O3	10	±3	1	9	67	14	9	±18	3.2	±0.3	
O4 – O6	9	±3	3	13	59	19	6	±14	3.1	±0.3	
USNR Enlisted	11	±4	5	12	52	18	13	±16	3.2	±0.4	
E1 – E4	9	±4	5	12	63	13	7	±20	3.0	±0.4	
E5 – E9	11	±4	5	12	50	19	14	±18	3.3	±0.4	
USNR Officers	12	±3	1	13	65	15	6	±12	3.1	±0.2	
O1 – O3	11	±4	3	16	55	22	5	±17	3.1	±0.3	
O4 – O6	13	±4	NR	12	69	12	7	±15	3.1	±0.3	
USMCR Enlisted	9	±3	5	5	82	3	6	±14	3.0	±0.3	
E1 – E4	8	±3	4	4	79	4	9	±20	3.1	±0.4	
E5 – E9	11	±4	NR	NR	84	2	4	±21	2.9	±0.3	
USMCR Officers	10	±3	8	8	77	3	4	±13	2.9	±0.3	
O1 – O3	10	±5	NR	NR	NR	NR	NR		2.9	±0.3	
O4 – O6	10	±4	12	4	74	3	7	±19	2.9	±0.3	
ANG Enlisted	13	±3	10	11	67	5	7	±12	2.9	±0.3	
E1 – E4	11	±4	7	17	65	8	3	±16	2.8	±0.3	
E5 – E9	13	±3	10	10	67	5	8	±13	2.9	±0.3	
ANG Officers	13	±3	15	10	60	10	5	±11	2.8	±0.3	
O1 – O3	17	±4	14	7	65	12	2	±14	2.8	±0.3	
O4 – O6	11	±4	15	13	57	8	8	±16	2.8	±0.4	
USAFR Enlisted	12	±3	9	12	54	10	15	±10	3.1	±0.2	
E1 – E4	11	±4	18	3	58	8	13	±23	3.0	±0.5	
E5 – E9	12	±3	7	14	54	10	15	±11	3.1	±0.3	
USAFR Officers	10	±2	9	9	65	12	4	±10	2.9	±0.2	
O1 – O3	14	±4	12	10	63	14	NR	±16	2.8	±0.3	
O4 – O6	9	±3	8	9	66	11	6	±13	3.0	±0.3	

Note. Percent responding are Reserve component spouses who answered the question and who used both TRICARE Dental Program and a civilian dental plan in the past 24 months (Q69/Q72).

NR: Not reportable

73. How do the following aspects of your or your family's TRICARE dental coverage compare to what is available in the civilian world?

j. Quality of care

1. Much better in civilian plans 2. Better in civilian plans 3. No difference
 4. Better in TRICARE 5. Much better in TRICARE

	Percent Responding		Percentages					Max ME	Average Comparison		
			1	2	3	4	5				
MEMBER DEMOGRAPHICS											
Total DoD	11	±1	5	7	73	8	7	±4	3.0	±0.1	
ARNG	12	±2	4	5	76	7	8	±7	3.1	±0.2	
USAR	9	±2	7	13	62	13	6	±9	3.0	±0.2	
USNR	11	±3	3	9	70	7	11	±11	3.1	±0.2	
USMCR	10	±2	2	5	86	2	5	±10	3.0	±0.2	
ANG	13	±3	9	3	80	4	5	±9	2.9	±0.2	
USAFR	12	±2	5	12	67	7	8	±8	3.0	±0.2	
Enlisted	11	±1	6	7	72	8	8	±5	3.1	±0.1	
E1 – E4	9	±2	8	6	65	12	8	±11	3.1	±0.3	
E5 – E9	12	±2	5	7	74	7	8	±5	3.1	±0.1	
Officers	12	±2	5	9	75	6	5	±5	3.0	±0.1	
O1 – O3	14	±2	3	8	76	9	4	±8	3.0	±0.1	
O4 – O6	12	±2	5	10	77	4	5	±6	2.9	±0.1	
Reserve Unit	10	±1	5	6	75	8	7	±4	3.1	±0.1	
Military Technician	11	±3	3	7	76	8	6	±10	3.1	±0.2	
AGR/FTS/AR	17	±3	8	11	64	8	9	±10	3.0	±0.2	
IMA	10	±3	6	17	71	2	4	±13	2.8	±0.2	
Not Activated Past 24 Months	8	±2	4	6	75	7	8	±6	3.1	±0.1	
Activated Past 24 Months	14	±2	6	8	71	8	7	±5	3.0	±0.1	
Not Deployed Past 24 Months	10	±2	5	8	71	9	8	±6	3.1	±0.1	
Deployed Past 24 Months	15	±2	6	7	75	6	6	±5	3.0	±0.1	
SPOUSE DEMOGRAPHICS											
Male	13	±3	9	10	65	9	7	±11	2.9	±0.2	
Female	11	±1	5	7	74	7	7	±4	3.1	±0.1	
No College/Some College	11	±2	3	8	72	9	8	±6	3.1	±0.1	
4-Year Degree	12	±2	8	4	75	5	7	±7	3.0	±0.2	
Graduate/Professional Degree	11	±2	7	10	71	7	5	±8	2.9	±0.2	
Non-Hispanic White	11	±1	5	6	77	6	5	±4	3.0	±0.1	
Total Minority	11	±2	4	11	62	10	12	±8	3.1	±0.2	
Non-Hispanic Black	11	±3	4	5	63	12	16	±13	3.3	±0.3	
Hispanic	10	±3	3	12	61	15	9	±14	3.2	±0.3	
30 Years Old or Younger	10	±2	6	8	72	6	8	±9	3.0	±0.2	
31 to 40 Years Old	12	±2	5	9	72	8	6	±6	3.0	±0.1	
More Than 40 Years Old	12	±2	5	6	74	8	7	±6	3.1	±0.1	
FAMILY STATUS											
With Child(ren)	12	±1	4	7	74	8	8	±4	3.1	±0.1	
Without Child(ren)	10	±2	11	8	72	4	5	±9	2.8	±0.2	

Note. Percent responding are Reserve component spouses who answered the question and who used both TRICARE Dental Program and a civilian dental plan in the past 24 months (Q69/Q72).

73. How do the following aspects of your or your family's TRICARE dental coverage compare to what is available in the civilian world?

j. Quality of care

	Percent Responding		Percentages					Max ME	Average Comparison		
			1	2	3	4	5				
MEMBER COMPONENT BY PAYGRADE											
ARNG Enlisted	11	±2	4	5	75	8	9	±8	3.1	±0.2	
E1 – E4	9	±3	NR	5	72	7	10	±18	3.1	±0.4	
E5 – E9	12	±3	3	5	76	8	9	±9	3.1	±0.2	
ARNG Officers	15	±3	5	6	79	6	4	±8	3.0	±0.2	
O1 – O3	16	±5	2	6	80	10	2	±14	3.0	±0.2	
O4 – O6	16	±4	7	2	86	0	4	±12	2.9	±0.2	
USAR Enlisted	9	±2	8	14	60	14	4	±11	2.9	±0.2	
E1 – E4	7	±4	NR	NR	NR	NR	2	±13	NR		
E5 – E9	11	±3	5	17	65	8	5	±12	2.9	±0.2	
USAR Officers	9	±2	3	11	65	10	11	±11	3.1	±0.2	
O1 – O3	10	±3	1	10	72	8	9	±18	3.1	±0.3	
O4 – O6	9	±3	4	14	61	15	6	±15	3.0	±0.3	
USNR Enlisted	11	±4	5	7	68	8	13	±15	3.2	±0.3	
E1 – E4	9	±4	5	14	57	14	11	±23	3.1	±0.4	
E5 – E9	12	±4	5	NR	70	7	14	±18	3.2	±0.4	
USNR Officers	12	±3	0	15	74	5	6	±12	3.0	±0.2	
O1 – O3	11	±4	NR	18	61	15	5	±17	3.1	±0.3	
O4 – O6	13	±4	NR	14	78	1	7	±16	3.0	±0.3	
USMCR Enlisted	9	±3	2	5	86	1	6	±13	3.1	±0.2	
E1 – E4	8	±3	4	4	83	NR	9	±20	3.1	±0.3	
E5 – E9	11	±4	NR	NR	89	2	4	±19	3.0	±0.2	
USMCR Officers	10	±3	3	6	85	3	2	±12	2.9	±0.2	
O1 – O3	10	±5	NR	NR	NR	NR	NR		2.8	±0.4	
O4 – O6	10	±4	3	7	85	3	3	±16	3.0	±0.2	
ANG Enlisted	13	±3	9	2	80	4	5	±10	2.9	±0.2	
E1 – E4	12	±4	5	12	70	10	3	±16	2.9	±0.3	
E5 – E9	13	±3	9	1	81	3	5	±12	2.9	±0.2	
ANG Officers	13	±3	8	5	81	3	2	±10	2.9	±0.2	
O1 – O3	17	±4	6	5	84	4	NR	±12	2.9	±0.2	
O4 – O6	11	±4	10	5	79	2	4	±15	2.8	±0.3	
USAFR Enlisted	12	±3	5	10	66	8	11	±10	3.1	±0.2	
E1 – E4	11	±4	13	2	62	3	19	±23	3.1	±0.5	
E5 – E9	12	±3	4	11	67	9	9	±11	3.1	±0.2	
USAFR Officers	11	±2	6	19	68	5	2	±10	2.8	±0.2	
O1 – O3	14	±4	15	15	60	7	2	±18	2.7	±0.3	
O4 – O6	10	±3	2	21	71	4	2	±12	2.8	±0.2	

Note. Percent responding are Reserve component spouses who answered the question and who used both TRICARE Dental Program and a civilian dental plan in the past 24 months (Q69/Q72).
 NR: Not reportable

73. How do the following aspects of your or your family's TRICARE dental coverage compare to what is available in the civilian world?

k. Overall

1. Much better in civilian plans 2. Better in civilian plans 3. No difference
 4. Better in TRICARE 5. Much better in TRICARE

	Percent Responding		Percentages					Max ME	Average Comparison		
			1	2	3	4	5				
MEMBER DEMOGRAPHICS											
Total DoD	11	±1	7	13	59	13	9	±4	3.0	±0.1	
ARNG	12	±2	6	11	60	14	10	±7	3.1	±0.2	
USAR	9	±2	6	22	50	15	7	±9	2.9	±0.2	
USNR	11	±3	3	11	63	11	12	±11	3.2	±0.3	
USMCR	10	±2	5	8	66	12	9	±12	3.1	±0.2	
ANG	12	±3	11	10	66	7	7	±10	2.9	±0.2	
USAFR	11	±2	7	13	56	14	10	±8	3.1	±0.2	
Enlisted	11	±1	7	12	58	13	10	±5	3.1	±0.1	
E1 – E4	8	±2	8	13	52	18	9	±11	3.1	±0.3	
E5 – E9	12	±2	7	12	60	12	10	±6	3.1	±0.2	
Officers	12	±2	5	15	61	12	6	±5	3.0	±0.1	
O1 – O3	13	±2	4	13	63	15	5	±8	3.0	±0.2	
O4 – O6	11	±2	6	15	63	11	6	±7	3.0	±0.2	
Reserve Unit	10	±1	6	12	61	13	8	±5	3.1	±0.1	
Military Technician	11	±3	4	9	64	12	10	±10	3.1	±0.2	
AGR/FTS/AR	17	±3	10	17	50	12	12	±10	3.0	±0.3	
IMA	10	±3	6	20	66	4	4	±14	2.8	±0.2	
Not Activated Past 24 Months	8	±2	6	11	60	13	11	±7	3.1	±0.2	
Activated Past 24 Months	14	±2	7	14	58	13	8	±5	3.0	±0.1	
Not Deployed Past 24 Months	10	±2	7	13	56	15	10	±6	3.1	±0.2	
Deployed Past 24 Months	14	±2	7	13	63	11	7	±5	3.0	±0.1	
SPOUSE DEMOGRAPHICS											
Male	12	±3	7	16	51	15	10	±10	3.1	±0.3	
Female	11	±1	7	12	60	12	9	±5	3.0	±0.1	
No College/Some College	11	±2	5	14	58	14	9	±6	3.1	±0.1	
4-Year Degree	12	±2	10	10	58	14	9	±7	3.0	±0.2	
Graduate/Professional Degree	11	±2	6	17	61	8	7	±8	2.9	±0.2	
Non-Hispanic White	11	±1	7	13	60	13	7	±5	3.0	±0.1	
Total Minority	11	±2	4	13	56	12	13	±8	3.2	±0.2	
Non-Hispanic Black	10	±3	5	4	60	11	19	±13	3.4	±0.3	
Hispanic	10	±3	5	14	54	15	12	±14	3.2	±0.3	
30 Years Old or Younger	10	±2	6	14	56	11	13	±9	3.1	±0.2	
31 to 40 Years Old	11	±2	7	14	57	15	8	±7	3.0	±0.2	
More Than 40 Years Old	11	±2	6	12	62	12	8	±6	3.0	±0.2	
FAMILY STATUS											
With Child(ren)	11	±1	5	12	61	13	9	±5	3.1	±0.1	
Without Child(ren)	10	±2	11	17	54	10	7	±8	2.8	±0.2	

Note. Percent responding are Reserve component spouses who answered the question and who used both TRICARE Dental Program and a civilian dental plan in the past 24 months (Q69/Q72).

73. How do the following aspects of your or your family's TRICARE dental coverage compare to what is available in the civilian world?

k. Overall

	Percent Responding		Percentages					Max ME	Average Comparison		
			1	2	3	4	5				
MEMBER COMPONENT BY PAYGRADE											
ARNG Enlisted	11	±2	6	10	57	16	11	±9	3.2	±0.2	
E1 – E4	9	±3	7	13	52	18	9	±20	3.1	±0.4	
E5 – E9	12	±3	5	9	59	15	12	±10	3.2	±0.2	
ARNG Officers	14	±3	5	12	67	11	5	±9	3.0	±0.2	
O1 – O3	16	±5	2	9	73	12	4	±14	3.1	±0.2	
O4 – O6	15	±4	7	7	72	9	5	±14	3.0	±0.3	
USAR Enlisted	9	±2	7	23	50	15	5	±11	2.9	±0.3	
E1 – E4	7	±4	NR	NR	NR	NR	8	±21	3.1	±0.5	
E5 – E9	10	±3	7	25	52	11	4	±13	2.8	±0.3	
USAR Officers	9	±2	5	19	48	17	12	±10	3.1	±0.3	
O1 – O3	9	±3	5	18	45	21	11	±18	3.1	±0.4	
O4 – O6	9	±3	5	21	49	19	6	±15	3.0	±0.3	
USNR Enlisted	11	±4	5	8	64	9	14	±15	3.2	±0.3	
E1 – E4	9	±4	5	15	58	12	11	±24	3.1	±0.4	
E5 – E9	12	±4	5	6	65	9	15	±18	3.2	±0.4	
USNR Officers	11	±3	0	19	61	13	7	±12	3.1	±0.2	
O1 – O3	10	±4	NR	22	44	28	6	±17	3.2	±0.3	
O4 – O6	12	±4	NR	18	67	8	7	±16	3.0	±0.3	
USMCR Enlisted	9	±3	3	6	67	13	11	±15	3.2	±0.3	
E1 – E4	8	±3	8	NR	74	NR	13	±21	3.1	±0.4	
E5 – E9	11	±4	NR	10	62	18	9	±22	3.3	±0.3	
USMCR Officers	10	±3	9	11	64	11	4	±14	2.9	±0.3	
O1 – O3	10	±5	NR	NR	NR	NR	NR		3.0	±0.5	
O4 – O6	10	±4	11	12	63	7	7	±18	2.8	±0.4	
ANG Enlisted	12	±3	11	9	67	6	7	±12	2.9	±0.3	
E1 – E4	12	±4	11	11	57	15	5	±16	2.9	±0.3	
E5 – E9	13	±3	11	9	68	5	7	±13	2.9	±0.3	
ANG Officers	12	±3	10	13	60	13	5	±11	2.9	±0.2	
O1 – O3	16	±4	9	9	71	11	NR	±14	2.8	±0.2	
O4 – O6	11	±4	10	15	52	14	8	±17	2.9	±0.4	
USAFR Enlisted	12	±2	8	11	53	16	12	±10	3.1	±0.2	
E1 – E4	11	±4	13	9	50	8	19	±23	3.1	±0.5	
E5 – E9	12	±3	7	11	53	18	11	±11	3.1	±0.3	
USAFR Officers	11	±2	5	19	67	7	2	±10	2.8	±0.2	
O1 – O3	14	±4	10	23	57	7	2	±18	2.7	±0.3	
O4 – O6	10	±3	3	17	71	7	2	±12	2.9	±0.2	

Note. Percent responding are Reserve component spouses who answered the question and who used both TRICARE Dental Program and a civilian dental plan in the past 24 months (Q69/Q72).





































NR: Not reportable

74. Do you participate in any online communities (e.g., Facebook, MySpace, blogs)?

	Percent Responding		Percentages	Max ME	Percentage Reporting Yes
			Yes		
MEMBER DEMOGRAPHICS					
Total DoD	99	±1	76	±2	
ARNG	99	±1	78	±2	
USAR	98	±1	75	±3	
USNR	99	±1	77	±4	
USMCR	98	±1	85	±3	
ANG	99	±1	74	±4	
USAFR	98	±1	70	±3	
Enlisted	98	±1	77	±2	
E1 – E4	98	±1	86	±3	
E5 – E9	99	±1	74	±2	
Officers	99	±1	71	±2	
O1 – O3	98	±1	78	±3	
O4 – O6	99	±1	66	±3	
Reserve Unit	99	±1	76	±2	
Military Technician	99	±1	71	±4	
AGR/FTS/AR	98	±1	76	±4	
IMA	98	±2	64	±5	
Not Activated Past 24 Months	99	±1	74	±2	
Activated Past 24 Months	98	±1	78	±2	
Not Deployed Past 24 Months	99	±1	75	±2	
Deployed Past 24 Months	98	±1	77	±2	
SPOUSE DEMOGRAPHICS					
Male	98	±2	64	±4	
Female	99	±1	78	±2	
No College/Some College	98	±1	77	±2	
4-Year Degree	99	±1	77	±2	
Graduate/Professional Degree	99	±1	70	±3	
Non-Hispanic White	99	±1	78	±2	
Total Minority	98	±1	70	±3	
Non-Hispanic Black	98	±2	62	±5	
Hispanic	98	±2	73	±4	
30 Years Old or Younger	98	±1	89	±2	
31 to 40 Years Old	99	±1	80	±2	
More Than 40 Years Old	99	±1	64	±2	
FAMILY STATUS					
With Child(ren)	99	±1	77	±2	
Without Child(ren)	98	±1	73	±3	




































Note. Percent responding are Reserve component spouses who answered the question.

74. Do you participate in any online communities (e.g., Facebook, MySpace, blogs)?

	Percent Responding		Percentages	Max ME	Percentage Reporting Yes
			Yes		
MEMBER COMPONENT BY PAYGRADE					
ARNG Enlisted	99	±1	79	±3	
E1 – E4	99	±2	86	±5	
E5 – E9	99	±1	76	±3	
ARNG Officers	98	±1	73	±4	
O1 – O3	97	±2	82	±5	
O4 – O6	99	±2	65	±6	
USAR Enlisted	97	±2	77	±3	
E1 – E4	97	±3	86	±5	
E5 – E9	98	±2	73	±4	
USAR Officers	99	±1	68	±4	
O1 – O3	100	±1	74	±6	
O4 – O6	99	±1	63	±5	
USNR Enlisted	99	±1	79	±5	
E1 – E4	99	±1	82	±5	
E5 – E9	99	±1	78	±6	
USNR Officers	98	±2	72	±4	
O1 – O3	99	±2	74	±6	
O4 – O6	98	±2	71	±6	
USMCR Enlisted	98	±2	88	±4	
E1 – E4	99	±2	92	±4	
E5 – E9	98	±2	84	±6	
USMCR Officers	98	±2	77	±4	
O1 – O3	99	±2	86	±7	
O4 – O6	97	±2	73	±6	
ANG Enlisted	99	±1	75	±4	
E1 – E4	99	±2	84	±5	
E5 – E9	99	±1	74	±5	
ANG Officers	99	±1	70	±4	
O1 – O3	99	±2	79	±5	
O4 – O6	99	±2	66	±6	
USAFR Enlisted	98	±1	71	±3	
E1 – E4	98	±3	79	±6	
E5 – E9	98	±2	69	±4	
USAFR Officers	99	±1	67	±4	
O1 – O3	98	±2	76	±6	
O4 – O6	99	±1	64	±4	





































Note. Percent responding are Reserve component spouses who answered the question.

75. Are you interested in blogging with other military spouses about experiences of being a National Guard/Reserve spouse?

	Percent Responding		Percentages		Max ME	Percentage Reporting Yes
			Yes			
MEMBER DEMOGRAPHICS						
Total DoD	98	±1	27	±2		
ARNG	98	±1	31	±3		
USAR	97	±2	29	±3		
USNR	99	±1	26	±4		
USMCR	98	±1	31	±4		
ANG	99	±1	18	±3		
USAFR	97	±1	19	±3		
Enlisted	97	±1	29	±2		
E1 – E4	97	±2	40	±4		
E5 – E9	98	±1	25	±2		
Officers	99	±1	20	±2		
O1 – O3	99	±1	25	±3		
O4 – O6	98	±1	15	±2		
Reserve Unit	98	±1	28	±2		
Military Technician	98	±1	25	±4		
AGR/FTS/AR	98	±2	26	±4		
IMA	97	±2	10	±3		
Not Activated Past 24 Months	98	±1	24	±2		
Activated Past 24 Months	98	±1	30	±2		
Not Deployed Past 24 Months	98	±1	26	±2		
Deployed Past 24 Months	98	±1	29	±2		
SPOUSE DEMOGRAPHICS						
Male	97	±2	11	±3		
Female	98	±1	29	±2		
No College/Some College	97	±1	29	±2		
4-Year Degree	98	±1	25	±3		
Graduate/Professional Degree	99	±1	21	±3		
Non-Hispanic White	98	±1	25	±2		
Total Minority	96	±2	32	±3		
Non-Hispanic Black	96	±2	30	±5		
Hispanic	97	±2	36	±5		
30 Years Old or Younger	97	±1	35	±3		
31 to 40 Years Old	98	±1	28	±3		
More Than 40 Years Old	98	±1	21	±2		
FAMILY STATUS						
With Child(ren)	98	±1	27	±2		
Without Child(ren)	98	±1	26	±3		

Note. Percent responding are Reserve component spouses who answered the question.

75. Are you interested in blogging with other military spouses about experiences of being a National Guard/Reserve spouse?

	Percent Responding		Percentages	Max ME	Percentage Reporting Yes
			Yes		
MEMBER COMPONENT BY PAYGRADE					
ARNG Enlisted	97	±1	33	±3	
E1 – E4	97	±2	41	±6	
E5 – E9	97	±2	30	±4	
ARNG Officers	98	±1	23	±4	
O1 – O3	98	±2	29	±6	
O4 – O6	98	±2	20	±5	
USAR Enlisted	97	±2	31	±4	
E1 – E4	95	±4	43	±7	
E5 – E9	97	±2	26	±4	
USAR Officers	99	±1	22	±3	
O1 – O3	100	±1	26	±6	
O4 – O6	99	±1	17	±4	
USNR Enlisted	99	±1	30	±5	
E1 – E4	99	±2	38	±6	
E5 – E9	99	±1	28	±6	
USNR Officers	98	±2	18	±4	
O1 – O3	98	±2	25	±6	
O4 – O6	98	±2	15	±5	
USMCR Enlisted	98	±2	35	±4	
E1 – E4	98	±2	42	±6	
E5 – E9	98	±2	28	±6	
USMCR Officers	97	±2	17	±4	
O1 – O3	98	±3	23	±8	
O4 – O6	97	±2	13	±5	
ANG Enlisted	98	±2	19	±4	
E1 – E4	99	±2	31	±6	
E5 – E9	98	±2	18	±4	
ANG Officers	99	±1	14	±3	
O1 – O3	99	±2	18	±5	
O4 – O6	99	±1	11	±5	
USAFR Enlisted	97	±2	21	±3	
E1 – E4	97	±3	26	±6	
E5 – E9	97	±2	21	±4	
USAFR Officers	98	±1	12	±3	
O1 – O3	98	±2	16	±5	
O4 – O6	99	±1	11	±3	

Note. Percent responding are Reserve component spouses who answered the question.






































76. Employment status: Constructed from Q76-88 to conform to the Bureau of Labor Statistics' standards using Current Population Survey (CPS) labor force items.

- 1. Employed
- 2. Unemployed
- 3. Not in labor force
- 4. Armed forces

	Percent Responding		Percentages				Max ME	Percentage in Labor Force		
			1	2	3	4				
MEMBER DEMOGRAPHICS										
Total DoD	60	±2	65	7	19	10	±2	81.0	±2.0	
ARNG	56	±3	68	7	18	7	±3	82.0	±3.0	
USAR	62	±3	62	8	20	9	±4	80.0	±3.0	
USNR	65	±4	63	8	21	8	±5	79.0	±4.0	
USMCR	59	±4	65	7	23	5	±5	77.0	±4.0	
ANG	62	±4	68	3	16	13	±5	84.0	±4.0	
USAFR	64	±3	59	6	17	18	±3	83.0	±3.0	
Enlisted	59	±2	65	7	18	10	±3	82.0	±2.0	
E1 – E4	58	±4	58	12	17	13	±5	83.0	±4.0	
E5 – E9	59	±2	67	6	18	9	±3	82.0	±2.0	
Officers	63	±2	66	4	22	9	±2	78.0	±2.0	
O1 – O3	64	±3	65	4	21	10	±4	79.0	±4.0	
O4 – O6	63	±3	66	3	23	8	±3	77.0	±3.0	
Reserve Unit	59	±2	66	7	18	9	±2	82.0	±2.0	
Military Technician	58	±4	64	6	18	13	±5	82.0	±5.0	
AGR/FTS/AR	66	±4	60	5	23	12	±5	77.0	±5.0	
IMA	68	±4	58	4	21	18	±6	79.0	±5.0	
Not Activated Past 24 Months	60	±2	64	6	17	12	±3	83.0	±2.0	
Activated Past 24 Months	60	±2	66	7	20	7	±3	80.0	±2.0	
Not Deployed Past 24 Months	61	±2	64	7	18	12	±3	82.0	±2.0	
Deployed Past 24 Months	57	±2	68	6	21	5	±3	79.0	±2.0	
SPOUSE DEMOGRAPHICS										
Male	76	±4	52	7	5	36	±5	95.0	±2.0	
Female	58	±2	67	6	21	5	±2	79.0	±2.0	
No College/Some College	57	±2	59	8	22	11	±3	78.0	±2.0	
4-Year Degree	63	±3	69	6	17	8	±3	83.0	±3.0	
Graduate/Professional Degree	68	±3	79	3	9	9	±3	91.0	±3.0	
Non-Hispanic White	60	±2	67	5	19	9	±2	81.0	±2.0	
Total Minority	60	±3	60	10	18	12	±4	82.0	±3.0	
Non-Hispanic Black	63	±5	64	10	12	14	±6	88.0	±5.0	
Hispanic	58	±5	55	11	23	11	±6	77.0	±5.0	
30 Years Old or Younger	58	±3	60	8	20	12	±4	80.0	±3.0	
31 to 40 Years Old	62	±3	63	6	20	11	±3	80.0	±3.0	
More Than 40 Years Old	60	±3	71	7	16	7	±3	84.0	±2.0	
FAMILY STATUS										
With Child(ren)	61	±2	64	6	20	10	±2	80.0	±2.0	
Without Child(ren)	61	±3	69	7	14	9	±4	86.0	±3.0	

Note. Percent responding are Reserve component spouses who answered the question. Traditional National Guard/Reserve members drill approximately one time per month. In calculating spouse employment status, an individual must have worked in the past week to be considered employed, therefore only one-fourth of traditional Reservists without other employment would be considered employed. Spouses who responded by paper (38%) did not see this item and are not included in this percentage.

76. Employment status: Constructed from Q76-88 to conform to the Bureau of Labor Statistics' standards using Current Population Survey (CPS) labor force items.

	Percent Responding		Percentages				Max ME	Percentage in Labor Force		
			1	2	3	4				
MEMBER COMPONENT BY PAYGRADE										
ARNG Enlisted	55	±3	67	7	19	7	±4	81.0	±3.0	
E1 – E4	56	±6	62	14	17	7	±7	83.0	±6.0	
E5 – E9	55	±4	69	4	20	7	±5	80.0	±4.0	
ARNG Officers	61	±4	72	4	17	8	±5	83.0	±4.0	
O1 – O3	60	±6	70	2	21	7	±8	79.0	±7.0	
O4 – O6	62	±6	74	2	16	8	±7	84.0	±6.0	
USAR Enlisted	61	±4	62	10	18	10	±5	82.0	±4.0	
E1 – E4	56	±7	52	13	17	18	±9	83.0	±7.0	
E5 – E9	64	±4	66	8	19	7	±5	81.0	±5.0	
USAR Officers	64	±4	64	5	26	6	±5	74.0	±4.0	
O1 – O3	68	±6	62	7	23	8	±7	77.0	±7.0	
O4 – O6	63	±5	65	3	28	5	±6	72.0	±6.0	
USNR Enlisted	63	±5	62	10	20	8	±7	80.0	±6.0	
E1 – E4	65	±6	51	12	19	18	±8	81.0	±7.0	
E5 – E9	62	±6	65	10	20	6	±8	80.0	±7.0	
USNR Officers	69	±4	66	4	24	7	±5	76.0	±5.0	
O1 – O3	66	±6	68	4	21	6	±7	79.0	±6.0	
O4 – O6	70	±5	65	4	25	7	±7	75.0	±6.0	
USMCR Enlisted	58	±5	64	8	23	5	±6	77.0	±5.0	
E1 – E4	54	±6	61	9	24	7	±8	76.0	±7.0	
E5 – E9	62	±6	67	7	23	4	±8	77.0	±8.0	
USMCR Officers	61	±5	68	3	24	5	±6	76.0	±5.0	
O1 – O3	71	±8	59	4	26	11	±10	74.0	±10.0	
O4 – O6	58	±6	70	3	24	4	±7	76.0	±7.0	
ANG Enlisted	62	±5	68	3	15	14	±6	85.0	±5.0	
E1 – E4	64	±6	61	5	16	18	±7	84.0	±6.0	
E5 – E9	61	±5	69	3	15	13	±6	85.0	±5.0	
ANG Officers	61	±4	66	2	21	11	±6	79.0	±5.0	
O1 – O3	62	±6	66	3	15	16	±7	85.0	±6.0	
O4 – O6	61	±6	66	1	25	9	±8	75.0	±7.0	
USAFR Enlisted	63	±4	60	7	15	18	±4	85.0	±3.0	
E1 – E4	65	±6	48	7	14	31	±8	86.0	±6.0	
E5 – E9	63	±4	63	7	15	15	±5	85.0	±4.0	
USAFR Officers	67	±4	57	4	22	17	±4	78.0	±4.0	
O1 – O3	71	±5	53	4	17	26	±7	83.0	±6.0	
O4 – O6	65	±4	58	4	24	14	±5	76.0	±5.0	

Note. Percent responding are Reserve component spouses who answered the question. Traditional National Guard/Reserve members drill approximately one time per month. In calculating spouse employment status, an individual must have worked in the past week to be considered employed, therefore only one-fourth of traditional Reservists without other employment would be considered employed. Spouses who responded by paper (38%) did not see this item and are not included in this percentage.

76. Unemployment rate: Constructed from Q76-88. Calculated excluding those spouses not in the full labor market; that is, excluding those who were not currently looking for employment or were not needing or wanting to work.

	Percent Responding		Percentages	Max ME	Unemployment Rate
			Unemployed		
MEMBER DEMOGRAPHICS					
Total DoD	49	±2	8	±2	
ARNG	46	±3	8	±3	
USAR	49	±3	11	±3	
USNR	51	±4	10	±5	
USMCR	45	±4	9	±4	
ANG	52	±4	4	±3	
USAFR	53	±3	8	±3	
Enlisted	48	±2	9	±2	
E1 – E4	48	±4	15	±4	
E5 – E9	49	±2	7	±2	
Officers	50	±2	5	±2	
O1 – O3	51	±3	6	±3	
O4 – O6	49	±3	4	±2	
Reserve Unit	48	±2	8	±2	
Military Technician	48	±4	7	±4	
AGR/FTS/AR	50	±4	6	±4	
IMA	54	±5	5	±4	
Not Activated Past 24 Months	50	±3	8	±2	
Activated Past 24 Months	48	±2	8	±2	
Not Deployed Past 24 Months	51	±2	8	±2	
Deployed Past 24 Months	46	±2	8	±2	
SPOUSE DEMOGRAPHICS					
Male	73	±4	7	±4	
Female	45	±2	8	±2	
No College/Some College	44	±2	10	±2	
4-Year Degree	52	±3	7	±2	
Graduate/Professional Degree	62	±3	3	±2	
Non-Hispanic White	49	±2	6	±2	
Total Minority	49	±3	12	±3	
Non-Hispanic Black	55	±5	11	±5	
Hispanic	45	±5	14	±5	
30 Years Old or Younger	46	±3	10	±3	
31 to 40 Years Old	49	±3	7	±2	
More Than 40 Years Old	50	±3	8	±2	
FAMILY STATUS					
With Child(ren)	48	±2	8	±2	
Without Child(ren)	53	±3	9	±3	

Note. Percent responding are Reserve component spouses who answered the question and who are in the labor force (Q76-88). In calculating spouse employment status, an individual must have worked in the past week to be considered employed; therefore, only one fourth of traditional Reservists without other employment would be considered employed. Spouses who responded by paper (38%) did not see this item and are not included in this percentage.

76. Unemployment rate: Constructed from Q76-88. Calculated excluding those spouses not in the full labor market; that is, excluding those who were not currently looking for employment or were not needing or wanting to work.

	Percent Responding		Percentages	Max ME	Unemployment Rate
			Unemployed		
MEMBER COMPONENT BY PAYGRADE					
ARNG Enlisted	45	±3	9	±3	
E1 – E4	46	±6	17	±7	
E5 – E9	44	±4	5	±3	
ARNG Officers	51	±4	4	±3	
O1 – O3	47	±6	3	±4	
O4 – O6	52	±6	3	±4	
USAR Enlisted	50	±4	12	±4	
E1 – E4	47	±7	16	±8	
E5 – E9	52	±4	10	±4	
USAR Officers	48	±4	7	±3	
O1 – O3	52	±6	10	±6	
O4 – O6	45	±5	3	±3	
USNR Enlisted	50	±5	13	±6	
E1 – E4	53	±6	15	±7	
E5 – E9	50	±6	12	±8	
USNR Officers	52	±5	5	±3	
O1 – O3	52	±6	6	±5	
O4 – O6	52	±6	5	±5	
USMCR Enlisted	45	±5	10	±5	
E1 – E4	41	±6	12	±7	
E5 – E9	48	±7	9	±7	
USMCR Officers	47	±5	4	±4	
O1 – O3	52	±8	5	±8	
O4 – O6	45	±6	3	±5	
ANG Enlisted	52	±5	4	±3	
E1 – E4	54	±6	6	±5	
E5 – E9	52	±5	4	±4	
ANG Officers	48	±5	2	±2	
O1 – O3	53	±6	4	±5	
O4 – O6	46	±6	1	±3	
USAFR Enlisted	54	±4	9	±3	
E1 – E4	55	±7	8	±6	
E5 – E9	54	±4	9	±4	
USAFR Officers	52	±4	5	±3	
O1 – O3	59	±6	5	±5	
O4 – O6	50	±4	6	±4	

Note. Percent responding are Reserve component spouses who answered the question and who are in the labor force (Q76-88). In calculating spouse employment status, an individual must have worked in the past week to be considered employed; therefore, only one fourth of traditional Reservists without other employment would be considered employed. Spouses who responded by paper (38%) did not see this item and are not included in this percentage.

89. Do you live CONUS or OCONUS? Constructed from administrative data.

1. CONUS

2. OCONUS

	Percent Responding		Percentages		Max ME
			1	2	
MEMBER DEMOGRAPHICS					
Total DoD	100	±1	95	5	±1
ARNG	100	±0	94	6	±2
USAR	100	±1	94	6	±2
USNR	100	±1	97	3	±2
USMCR	100	±0	98	2	±1
ANG	100	±1	94	6	±2
USAFR	100	±1	96	4	±2
Enlisted	100	±1	94	6	±1
E1 – E4	100	±1	91	9	±3
E5 – E9	100	±1	95	5	±1
Officers	100	±1	96	4	±1
O1 – O3	100	±1	97	3	±2
O4 – O6	100	±1	96	4	±2
Reserve Unit	100	±1	95	5	±1
Military Technician	100	±0	95	5	±3
AGR/FTS/AR	100	±1	94	6	±3
IMA	99	±2	93	7	±3
Not Activated Past 24 Months	100	±1	94	6	±2
Activated Past 24 Months	100	±1	96	4	±1
Not Deployed Past 24 Months	100	±1	94	6	±1
Deployed Past 24 Months	100	±1	96	4	±1
SPOUSE DEMOGRAPHICS					
Male	100	±1	94	6	±3
Female	100	±1	95	5	±1
No College/Some College	100	±1	95	5	±2
4-Year Degree	100	±1	95	5	±2
Graduate/Professional Degree	100	±1	96	4	±2
Non-Hispanic White	100	±1	98	2	±1
Total Minority	100	±1	86	14	±3
Non-Hispanic Black	100	±1	97	3	±3
Hispanic	100	±1	85	15	±4
30 Years Old or Younger	100	±1	95	5	±2
31 to 40 Years Old	100	±1	95	5	±2
More Than 40 Years Old	100	±1	95	5	±2
FAMILY STATUS					
With Child(ren)	100	±1	95	5	±1
Without Child(ren)	100	±1	94	6	±2

Note. Percent responding are Reserve component spouses who answered the survey and for whom administrative data on their Reserve component husband/wife were available.

89. Do you live CONUS or OCONUS? Constructed from administrative data.

	Percent Responding		Percentages		Max ME
			1	2	
MEMBER COMPONENT BY PAYGRADE					
ARNG Enlisted	100	±0	94	6	±2
E1 – E4	100	±0	91	9	±4
E5 – E9	100	±0	95	5	±2
ARNG Officers	100	±0	96	4	±2
O1 – O3	100	±0	97	3	±3
O4 – O6	100	±0	96	4	±4
USAR Enlisted	100	±1	93	7	±2
E1 – E4	100	±0	89	11	±5
E5 – E9	100	±1	96	4	±2
USAR Officers	100	±1	96	4	±2
O1 – O3	100	±1	98	2	±3
O4 – O6	100	±1	95	5	±3
USNR Enlisted	100	±1	97	3	±3
E1 – E4	100	±1	98	2	±3
E5 – E9	100	±1	96	4	±4
USNR Officers	100	±1	98	2	±2
O1 – O3	100	±0	98	2	±2
O4 – O6	100	±1	98	2	±3
USMCR Enlisted	100	±0	99	1	±2
E1 – E4	100	±0	99	1	±2
E5 – E9	100	±0	99	1	±2
USMCR Officers	100	±0	97	3	±3
O1 – O3	100	±0	99	1	±4
O4 – O6	100	±0	96	4	±3
ANG Enlisted	100	±1	94	6	±3
E1 – E4	100	±1	92	8	±4
E5 – E9	100	±0	95	5	±3
ANG Officers	100	±0	94	6	±3
O1 – O3	100	±0	93	7	±4
O4 – O6	100	±0	94	6	±4
USAFR Enlisted	100	±0	95	5	±2
E1 – E4	100	±0	95	5	±5
E5 – E9	100	±0	95	5	±2
USAFR Officers	100	±1	97	3	±2
O1 – O3	100	±0	96	4	±4
O4 – O6	100	±1	97	3	±2

Note. Percent responding are Reserve component spouses who answered the survey and for whom administrative data on their Reserve component husband/wife were available.

90. In what region of the United States do you live? Constructed from administrative data.1. West
4. South

2. Midwest

3. Northeast

	Percent Responding		Percentages				Max ME
			1	2	3	4	
MEMBER DEMOGRAPHICS							
Total DoD	94	±1	23	22	13	41	±2
ARNG	93	±2	22	26	12	40	±3
USAR	93	±2	20	21	13	45	±3
USNR	98	±1	30	15	13	43	±4
USMCR	97	±2	24	16	15	45	±4
ANG	97	±2	25	25	20	30	±4
USAFR	96	±2	28	16	9	48	±3
Enlisted	94	±1	24	23	14	40	±2
E1 – E4	91	±2	27	22	12	39	±4
E5 – E9	94	±1	22	24	14	40	±2
Officers	97	±1	22	20	13	45	±2
O1 – O3	97	±2	23	21	12	44	±3
O4 – O6	97	±1	22	18	13	47	±3
Reserve Unit	94	±1	23	23	13	40	±2
Military Technician	95	±2	23	27	14	37	±4
AGR/FTS/AR	95	±2	22	20	15	43	±4
IMA	95	±2	25	15	10	50	±5
Not Activated Past 24 Months	94	±2	25	22	13	40	±2
Activated Past 24 Months	95	±1	21	23	14	41	±2
Not Deployed Past 24 Months	94	±1	24	21	14	41	±2
Deployed Past 24 Months	96	±1	21	26	13	40	±2
SPOUSE DEMOGRAPHICS							
Male	93	±3	24	21	10	44	±4
Female	94	±1	23	23	14	40	±2
No College/Some College	94	±1	24	22	13	40	±2
4-Year Degree	94	±2	24	24	13	39	±3
Graduate/Professional Degree	95	±2	19	20	16	45	±3
Non-Hispanic White	96	±1	20	27	15	38	±2
Total Minority	90	±2	32	10	9	49	±3
Non-Hispanic Black	96	±3	8	9	8	75	±5
Hispanic	86	±4	39	10	12	39	±5
30 Years Old or Younger	95	±2	25	26	11	38	±3
31 to 40 Years Old	94	±2	24	23	13	40	±3
More Than 40 Years Old	94	±2	22	20	15	43	±3
FAMILY STATUS							
With Child(ren)	95	±1	23	22	13	41	±2
Without Child(ren)	93	±2	24	23	14	39	±3

Note. Percent responding are Reserve component spouses who answered the survey, who lived CONUS (Q89), and for whom administrative data on their Reserve component husband/wife were available.

90. In what region of the United States do you live? Constructed from administrative data.

	Percent Responding		Percentages				Max ME
			1	2	3	4	
MEMBER COMPONENT BY PAYGRADE							
ARNG Enlisted	92	±2	22	26	12	40	±3
E1 – E4	90	±4	24	26	10	40	±6
E5 – E9	93	±2	22	26	13	39	±4
ARNG Officers	96	±2	18	26	14	42	±4
O1 – O3	97	±2	19	25	11	46	±6
O4 – O6	95	±3	14	25	16	45	±6
USAR Enlisted	92	±2	20	22	13	44	±4
E1 – E4	90	±4	28	20	13	38	±7
E5 – E9	92	±3	16	23	13	47	±5
USAR Officers	96	±2	20	18	13	49	±4
O1 – O3	97	±3	24	18	13	45	±6
O4 – O6	96	±2	17	18	13	52	±5
USNR Enlisted	97	±2	31	16	13	40	±6
E1 – E4	95	±3	33	15	11	40	±7
E5 – E9	98	±2	31	16	13	40	±7
USNR Officers	98	±2	27	12	12	50	±5
O1 – O3	98	±2	27	14	11	48	±6
O4 – O6	98	±2	27	11	12	51	±6
USMCR Enlisted	97	±2	23	16	16	44	±5
E1 – E4	95	±3	22	19	14	44	±6
E5 – E9	98	±2	24	14	18	45	±7
USMCR Officers	97	±2	26	14	11	49	±5
O1 – O3	99	±2	23	11	14	52	±8
O4 – O6	96	±3	26	14	10	50	±6
ANG Enlisted	97	±2	25	26	21	29	±4
E1 – E4	95	±3	31	21	15	33	±6
E5 – E9	97	±2	24	26	22	28	±5
ANG Officers	98	±2	26	22	17	35	±5
O1 – O3	96	±2	27	23	18	32	±6
O4 – O6	99	±2	25	22	17	36	±6
USAFR Enlisted	95	±2	27	16	9	47	±4
E1 – E4	95	±3	31	17	10	42	±7
E5 – E9	95	±2	27	16	9	49	±4
USAFR Officers	96	±2	29	15	8	49	±4
O1 – O3	96	±3	32	17	8	43	±6
O4 – O6	97	±2	28	14	9	50	±4

Note. Percent responding are Reserve component spouses who answered the survey, who lived CONUS (Q89), and for whom administrative data on their Reserve component husband/wife were available.

91. In what division of the United States do you live? Constructed from administrative data.

- | | | |
|-----------------------|-----------------------|-----------------------|
| 1. Pacific West | 2. Mountain West | 3. West North Central |
| 4. East North Central | 5. Middle Atlantic | 6. New England |
| 7. West South Central | 8. East South Central | 9. South Atlantic |

	Percent Responding		Percentages									Max ME
			1	2	3	4	5	6	7	8	9	
MEMBER DEMOGRAPHICS												
Total DoD	94	±1	13	10	11	11	9	5	11	9	21	±2
ARNG	93	±2	11	11	14	12	7	5	11	12	18	±2
USAR	93	±2	12	8	10	11	10	3	12	8	26	±3
USNR	98	±1	23	7	7	8	8	4	10	5	28	±4
USMCR	97	±2	16	8	3	13	11	4	14	6	26	±3
ANG	97	±2	13	12	12	13	12	8	8	8	14	±3
USAFR	96	±2	16	12	7	9	6	3	14	4	30	±3
Enlisted	94	±1	13	10	12	12	9	5	11	9	20	±2
E1 – E4	91	±2	16	10	11	11	8	4	12	9	18	±3
E5 – E9	94	±1	12	10	12	12	10	5	11	9	20	±2
Officers	97	±1	13	10	10	10	8	5	10	8	27	±2
O1 – O3	97	±2	12	11	9	11	8	4	11	8	25	±3
O4 – O6	97	±1	13	9	9	9	8	5	10	8	29	±3
Reserve Unit	94	±1	13	10	12	12	9	5	11	9	20	±2
Military Technician	95	±2	11	12	14	13	8	6	10	11	16	±3
AGR/FTS/AR	95	±2	12	10	10	10	9	6	10	8	25	±4
IMA	95	±2	13	13	6	10	7	3	8	4	38	±5
Not Activated Past 24 Months	94	±2	15	10	10	12	9	4	11	8	21	±2
Activated Past 24 Months	95	±1	11	10	12	11	8	5	10	10	21	±2
Not Deployed Past 24 Months	94	±1	14	10	10	11	10	4	11	8	22	±2
Deployed Past 24 Months	96	±1	11	10	13	13	7	5	10	10	21	±2
SPOUSE DEMOGRAPHICS												
Male	93	±3	14	10	10	11	7	3	12	7	25	±4
Female	94	±1	13	10	11	11	9	5	11	9	21	±2
No College/Some College	94	±1	14	10	11	11	9	5	11	9	20	±2
4-Year Degree	94	±2	13	11	13	12	8	5	11	7	21	±2
Graduate/Professional Degree	95	±2	11	8	9	11	11	5	10	9	26	±3
Non-Hispanic White	96	±1	10	10	14	13	9	6	9	9	19	±2
Total Minority	90	±2	23	9	4	6	7	2	14	7	27	±3
Non-Hispanic Black	96	±3	5	2	3	6	7	1	12	17	46	±5
Hispanic	86	±4	26	13	4	6	9	2	19	2	18	±5
30 Years Old or Younger	95	±2	13	11	14	12	8	3	12	9	17	±3
31 to 40 Years Old	94	±2	14	10	11	12	9	4	10	8	22	±2
More Than 40 Years Old	94	±2	13	9	9	11	10	6	10	9	23	±2
FAMILY STATUS												
With Child(ren)	95	±1	13	10	11	11	9	4	10	9	22	±2
Without Child(ren)	93	±2	14	10	12	11	9	5	12	9	19	±3

Note. Percent responding are Reserve component spouses who answered the survey, who lived CONUS (Q89), and for whom administrative data on their Reserve component husband/wife were available.

91. In what division of the United States do you live? Constructed from administrative data.

	Percent Responding		Percentages									Max ME
			1	2	3	4	5	6	7	8	9	
MEMBER COMPONENT BY PAYGRADE												
ARNG Enlisted	92	±2	12	11	14	12	7	5	11	12	17	±3
E1 – E4	90	±4	15	9	14	11	6	4	14	13	14	±5
E5 – E9	93	±2	10	11	14	12	8	5	10	11	18	±3
ARNG Officers	96	±2	8	10	15	11	8	6	9	12	21	±4
O1 – O3	97	±2	8	11	12	13	7	4	11	11	23	±6
O4 – O6	95	±3	7	8	17	8	8	7	9	13	23	±6
USAR Enlisted	92	±2	12	8	10	12	10	3	11	9	24	±4
E1 – E4	90	±4	18	11	8	12	11	3	9	7	22	±7
E5 – E9	92	±3	10	6	11	12	10	3	13	10	25	±4
USAR Officers	96	±2	12	8	8	10	9	4	12	7	30	±4
O1 – O3	97	±3	14	10	8	10	9	4	12	5	29	±6
O4 – O6	96	±2	10	7	7	10	9	4	14	8	30	±5
USNR Enlisted	97	±2	24	8	7	9	9	4	11	5	24	±5
E1 – E4	95	±3	26	7	5	10	7	4	10	2	27	±6
E5 – E9	98	±2	23	8	8	8	9	4	11	6	23	±6
USNR Officers	98	±2	21	6	5	7	7	5	7	4	39	±5
O1 – O3	98	±2	18	9	5	9	8	3	10	4	34	±6
O4 – O6	98	±2	22	5	5	6	7	5	5	4	41	±6
USMCR Enlisted	97	±2	15	8	3	14	12	4	15	7	22	±4
E1 – E4	95	±3	13	8	4	16	9	6	15	8	21	±5
E5 – E9	98	±2	16	8	2	12	15	3	16	6	23	±6
USMCR Officers	97	±2	20	6	4	10	7	4	9	3	37	±5
O1 – O3	99	±2	17	6	2	9	8	5	7	2	43	±8
O4 – O6	96	±3	20	7	5	10	6	4	10	3	37	±6
ANG Enlisted	97	±2	12	12	12	14	13	8	8	8	13	±4
E1 – E4	95	±3	14	17	10	11	8	7	8	7	18	±5
E5 – E9	97	±2	12	12	12	14	14	8	8	8	12	±4
ANG Officers	98	±2	14	12	12	11	10	7	7	9	19	±4
O1 – O3	96	±2	16	11	10	12	10	8	10	8	15	±5
O4 – O6	99	±2	13	12	12	10	10	7	6	9	22	±5
USAFR Enlisted	95	±2	16	11	8	9	6	3	15	3	29	±3
E1 – E4	95	±3	19	12	8	9	9	1	13	5	25	±6
E5 – E9	95	±2	15	11	7	9	6	3	15	3	31	±4
USAFR Officers	96	±2	15	13	5	10	5	3	13	5	30	±4
O1 – O3	96	±3	16	15	8	9	5	3	13	4	27	±6
O4 – O6	97	±2	15	13	4	10	6	3	14	6	30	±4

Note. Percent responding are Reserve component spouses who answered the survey, who lived CONUS (Q89), and for whom administrative data on their Reserve component husband/wife were available.

92. In what Reserve component is your spouse? Constructed from administrative data.

1. Army National Guard 2. Army Reserve 3. Navy Reserve
4. Marine Corps Reserve 5. Air National Guard 6. Air Force Reserve

	Percent Responding		Percentages						Max ME	
			1	2	3	4	5	6		
MEMBER DEMOGRAPHICS										
Total DoD	100	±0	40	23	8	3	16	10	±1	
ARNG	100	±0	100	0	0	0	0	0	±0	
USAR	100	±0	0	100	0	0	0	0	±0	
USNR	100	±0	0	0	100	0	0	0	±0	
USMCR	100	±0	0	0	0	100	0	0	±0	
ANG	100	±0	0	0	0	0	100	0	±0	
USAFR	100	±0	0	0	0	0	0	100	±0	
Enlisted	100	±0	42	22	8	3	17	9	±1	
E1 – E4	100	±0	50	27	5	5	7	6	±2	
E5 – E9	100	±0	39	20	8	2	20	11	±1	
Officers	100	±0	34	26	11	3	13	13	±1	
O1 – O3	100	±0	41	29	9	2	12	8	±1	
O4 – O6	100	±0	21	24	15	4	17	18	±1	
Reserve Unit	100	±0	40	23	9	2	16	10	±1	
Military Technician	100	±0	42	11	0	0	36	12	±4	
AGR/FTS/AR	100	±0	48	21	5	2	20	4	±4	
IMA	100	±0	0	18	1	22	0	59	±5	
Not Activated Past 24 Months	100	±0	35	24	10	3	17	12	±2	
Activated Past 24 Months	100	±0	46	21	7	3	15	8	±2	
Not Deployed Past 24 Months	100	±0	36	24	9	3	16	11	±1	
Deployed Past 24 Months	100	±0	48	19	8	3	15	7	±2	
SPOUSE DEMOGRAPHICS										
Male	100	±0	27	26	8	1	19	19	±4	
Female	100	±0	42	22	8	3	15	9	±1	
No College/Some College	100	±0	45	22	7	3	15	9	±2	
4-Year Degree	100	±0	36	23	9	3	18	11	±3	
Graduate/Professional Degree	100	±0	30	25	12	4	17	13	±3	
Non-Hispanic White	100	±0	42	19	8	3	18	10	±1	
Total Minority	100	±0	36	31	10	3	11	10	±3	
Non-Hispanic Black	100	±0	36	36	8	1	8	11	±5	
Hispanic	100	±0	37	31	9	4	11	8	±4	
30 Years Old or Younger	100	±0	47	23	6	6	12	7	±3	
31 to 40 Years Old	100	±0	39	22	9	3	16	11	±2	
More Than 40 Years Old	100	±0	37	23	9	1	18	12	±2	
FAMILY STATUS										
With Child(ren)	100	±0	40	22	9	3	16	10	±1	
Without Child(ren)	100	±0	40	23	8	4	17	9	±3	

Note. Percent responding are Reserve component spouses who answered the survey and for whom administrative data on their Reserve component husband/wife were available.

92. In what Reserve component is your spouse? Constructed from administrative data.

	Percent Responding		Percentages						Max ME
			1	2	3	4	5	6	
MEMBER COMPONENT BY PAYGRADE									
ARNG Enlisted	100	±0	100	0	0	0	0	0	±0
E1 – E4	100	±0	100	0	0	0	0	0	±0
E5 – E9	100	±0	100	0	0	0	0	0	±0
ARNG Officers	100	±0	100	0	0	0	0	0	±0
O1 – O3	100	±0	100	0	0	0	0	0	±0
O4 – O6	100	±0	100	0	0	0	0	0	±0
USAR Enlisted	100	±0	0	100	0	0	0	0	±0
E1 – E4	100	±0	0	100	0	0	0	0	±0
E5 – E9	100	±0	0	100	0	0	0	0	±0
USAR Officers	100	±0	0	100	0	0	0	0	±0
O1 – O3	100	±0	0	100	0	0	0	0	±0
O4 – O6	100	±0	0	100	0	0	0	0	±0
USNR Enlisted	100	±0	0	0	100	0	0	0	±0
E1 – E4	100	±0	0	0	100	0	0	0	±0
E5 – E9	100	±0	0	0	100	0	0	0	±0
USNR Officers	100	±0	0	0	100	0	0	0	±0
O1 – O3	100	±0	0	0	100	0	0	0	±0
O4 – O6	100	±0	0	0	100	0	0	0	±0
USMCR Enlisted	100	±0	0	0	0	100	0	0	±0
E1 – E4	100	±0	0	0	0	100	0	0	±0
E5 – E9	100	±0	0	0	0	100	0	0	±0
USMCR Officers	100	±0	0	0	0	100	0	0	±0
O1 – O3	100	±0	0	0	0	100	0	0	±0
O4 – O6	100	±0	0	0	0	100	0	0	±0
ANG Enlisted	100	±0	0	0	0	0	100	0	±0
E1 – E4	100	±0	0	0	0	0	100	0	±0
E5 – E9	100	±0	0	0	0	0	100	0	±0
ANG Officers	100	±0	0	0	0	0	100	0	±0
O1 – O3	100	±0	0	0	0	0	100	0	±0
O4 – O6	100	±0	0	0	0	0	100	0	±0
USAFR Enlisted	100	±0	0	0	0	0	0	100	±0
E1 – E4	100	±0	0	0	0	0	0	100	±0
E5 – E9	100	±0	0	0	0	0	0	100	±0
USAFR Officers	100	±0	0	0	0	0	0	100	±0
O1 – O3	100	±0	0	0	0	0	0	100	±0
O4 – O6	100	±0	0	0	0	0	0	100	±0

Note. Percent responding are Reserve component spouses who answered the survey and for whom administrative data on their Reserve component husband/wife were available.

93. What is your spouse's current paygrade? Constructed from administrative data.

1. E1-E4
4. O1-O32. E5-E9
5. O4-O6

3. W1-W5

	Percent Responding		Percentages					Max ME
			1	2	3	4	5	
MEMBER DEMOGRAPHICS								
Total DoD	100	±0	21	57	2	8	12	±1
ARNG	100	±0	26	55	4	8	6	±1
USAR	100	±0	26	49	3	10	12	±2
USNR	100	±0	13	56	0	9	21	±2
USMCR	100	±0	36	40	2	5	17	±2
ANG	100	±0	10	72	0	6	12	±1
USAFR	100	±0	13	60	0	7	21	±1
Enlisted	100	±0	27	73	0	0	0	±1
E1 – E4	100	±0	100	0	0	0	0	±0
E5 – E9	100	±0	0	100	0	0	0	±0
Officers	100	±0	0	0	10	37	53	±1
O1 – O3	100	±0	0	0	0	100	0	±0
O4 – O6	100	±0	0	0	0	0	100	±0
Reserve Unit	100	±0	25	55	2	9	10	±1
Military Technician	100	±0	11	74	5	3	7	±3
AGR/FTS/AR	100	±0	3	72	4	5	16	±3
IMA	100	±0	2	29	1	13	55	±5
Not Activated Past 24 Months	100	±0	21	57	2	8	12	±2
Activated Past 24 Months	100	±0	21	56	3	9	11	±2
Not Deployed Past 24 Months	100	±0	22	56	2	8	12	±1
Deployed Past 24 Months	100	±0	20	58	3	8	11	±2
SPOUSE DEMOGRAPHICS								
Male	100	±0	25	51	1	10	13	±4
Female	100	±0	21	57	2	8	12	±1
No College/Some College	100	±0	28	62	2	4	4	±2
4-Year Degree	100	±0	15	52	2	13	17	±2
Graduate/Professional Degree	100	±0	8	43	2	17	31	±3
Non-Hispanic White	100	±0	19	56	3	9	14	±1
Total Minority	100	±0	27	58	2	7	7	±2
Non-Hispanic Black	100	±0	18	67	2	7	6	±4
Hispanic	100	±0	33	54	1	6	5	±4
30 Years Old or Younger	100	±0	46	44	1	8	1	±3
31 to 40 Years Old	100	±0	18	58	2	12	10	±2
More Than 40 Years Old	100	±0	7	63	4	5	21	±2
FAMILY STATUS								
With Child(ren)	100	±0	19	57	2	8	13	±1
Without Child(ren)	100	±0	27	54	2	9	9	±3

Note. Percent responding are Reserve component spouses who answered the survey and for whom administrative data on their Reserve component husband/wife were available.

93. What is your spouse's current paygrade? Constructed from administrative data.

	Percent Responding		Percentages					Max ME
			1	2	3	4	5	
MEMBER COMPONENT BY PAYGRADE								
ARNG Enlisted	100	±0	32	68	0	0	0	±1
E1 – E4	100	±0	100	0	0	0	0	±0
E5 – E9	100	±0	0	100	0	0	0	±0
ARNG Officers	100	±0	0	0	22	45	34	±1
O1 – O3	100	±0	0	0	0	100	0	±0
O4 – O6	100	±0	0	0	0	0	100	±0
USAR Enlisted	100	±0	34	66	0	0	0	±2
E1 – E4	100	±0	100	0	0	0	0	±0
E5 – E9	100	±0	0	100	0	0	0	±0
USAR Officers	100	±0	0	0	10	41	49	±2
O1 – O3	100	±0	0	0	0	100	0	±0
O4 – O6	100	±0	0	0	0	0	100	±0
USNR Enlisted	100	±0	19	81	0	0	0	±2
E1 – E4	100	±0	100	0	0	0	0	±0
E5 – E9	100	±0	0	100	0	0	0	±0
USNR Officers	100	±0	0	0	1	29	70	±2
O1 – O3	100	±0	0	0	0	100	0	±0
O4 – O6	100	±0	0	0	0	0	100	±0
USMCR Enlisted	100	±0	47	53	0	0	0	±2
E1 – E4	100	±0	100	0	0	0	0	±0
E5 – E9	100	±0	0	100	0	0	0	±0
USMCR Officers	100	±0	0	0	8	20	72	±3
O1 – O3	100	±0	0	0	0	100	0	±0
O4 – O6	100	±0	0	0	0	0	100	±0
ANG Enlisted	100	±0	12	88	0	0	0	±1
E1 – E4	100	±0	100	0	0	0	0	±0
E5 – E9	100	±0	0	100	0	0	0	±0
ANG Officers	100	±0	0	0	0	33	67	±1
O1 – O3	100	±0	0	0	0	100	0	±0
O4 – O6	100	±0	0	0	0	0	100	±0
USAFR Enlisted	100	±0	17	83	0	0	0	±1
E1 – E4	100	±0	100	0	0	0	0	±0
E5 – E9	100	±0	0	100	0	0	0	±0
USAFR Officers	100	±0	0	0	0	24	76	±1
O1 – O3	100	±0	0	0	0	100	0	±0
O4 – O6	100	±0	0	0	0	0	100	±0

Note. Percent responding are Reserve component spouses who answered the survey and for whom administrative data on their Reserve component husband/wife were available.

94. What is your gender? Constructed from administrative data.

1. Male

2. Female

	Percent Responding		Percentages		Max ME
			1	2	
MEMBER DEMOGRAPHICS					
Total DoD	100	±0	12	88	±1
ARNG	100	±0	8	92	±2
USAR	100	±0	15	85	±3
USNR	100	±0	12	88	±3
USMCR	100	±0	5	95	±2
ANG	100	±0	15	85	±3
USAFR	100	±0	23	77	±3
Enlisted	100	±0	12	88	±2
E1 – E4	100	±0	15	85	±3
E5 – E9	100	±0	11	89	±2
Officers	100	±0	14	86	±2
O1 – O3	100	±0	16	84	±3
O4 – O6	100	±0	14	86	±2
Reserve Unit	100	±0	12	88	±1
Military Technician	100	±0	12	88	±3
AGR/FTS/AR	100	±0	12	88	±3
IMA	100	±0	28	72	±5
Not Activated Past 24 Months	100	±0	16	84	±2
Activated Past 24 Months	100	±0	9	91	±2
Not Deployed Past 24 Months	100	±0	15	85	±2
Deployed Past 24 Months	100	±0	7	93	±1
SPOUSE DEMOGRAPHICS					
Male	100	±0	100	0	±0
Female	100	±0	0	100	±0
No College/Some College	100	±0	14	86	±2
4-Year Degree	100	±0	9	91	±2
Graduate/Professional Degree	100	±0	14	86	±3
Non-Hispanic White	100	±0	12	88	±2
Total Minority	100	±0	14	86	±2
Non-Hispanic Black	100	±0	21	79	±4
Hispanic	100	±0	11	89	±4
30 Years Old or Younger	100	±0	10	90	±2
31 to 40 Years Old	100	±0	11	89	±2
More Than 40 Years Old	100	±0	16	84	±2
FAMILY STATUS					
With Child(ren)	100	±0	12	88	±2
Without Child(ren)	100	±0	14	86	±2

Note. Percent responding are Reserve component spouses who answered the survey and for whom administrative data on their Reserve component husband/wife were available.

94. What is your gender? Constructed from administrative data.

	Percent Responding		Percentages		Max ME
			1	2	
MEMBER COMPONENT BY PAYGRADE					
ARNG Enlisted	100	±0	8	92	±2
E1 – E4	100	±0	11	89	±5
E5 – E9	100	±0	7	93	±2
ARNG Officers	100	±0	8	92	±3
O1 – O3	100	±0	9	91	±5
O4 – O6	100	±0	7	93	±4
USAR Enlisted	100	±0	14	86	±3
E1 – E4	100	±0	15	85	±6
E5 – E9	100	±0	14	86	±4
USAR Officers	100	±0	15	85	±3
O1 – O3	100	±0	20	80	±5
O4 – O6	100	±0	14	86	±4
USNR Enlisted	100	±0	12	88	±4
E1 – E4	100	±0	21	79	±6
E5 – E9	100	±0	10	90	±5
USNR Officers	100	±0	12	88	±3
O1 – O3	100	±0	13	87	±5
O4 – O6	100	±0	12	88	±4
USMCR Enlisted	100	±0	4	96	±3
E1 – E4	100	±0	3	97	±4
E5 – E9	100	±0	6	94	±4
USMCR Officers	100	±0	6	94	±3
O1 – O3	100	±0	7	93	±6
O4 – O6	100	±0	6	94	±4
ANG Enlisted	100	±0	15	85	±4
E1 – E4	100	±0	20	80	±5
E5 – E9	100	±0	14	86	±4
ANG Officers	100	±0	15	85	±4
O1 – O3	100	±0	19	81	±5
O4 – O6	100	±0	13	87	±5
USAFR Enlisted	100	±0	22	78	±3
E1 – E4	100	±0	36	64	±7
E5 – E9	100	±0	19	81	±3
USAFR Officers	100	±0	27	73	±3
O1 – O3	100	±0	35	65	±6
O4 – O6	100	±0	25	75	±4

Note. Percent responding are Reserve component spouses who answered the survey and for whom administrative data on their Reserve component husband/wife were available.

95. Did you respond to this survey via the Web or a paper survey questionnaire? Constructed from administrative data.

1. Paper survey

2. Web survey

	Percent Responding		Percentages		Max ME
			1	2	
MEMBER DEMOGRAPHICS					
Total DoD	100	±0	38	62	±2
ARNG	100	±0	42	58	±3
USAR	100	±0	36	64	±3
USNR	100	±0	34	66	±4
USMCR	100	±0	39	61	±4
ANG	100	±0	37	63	±4
USAFR	100	±0	34	66	±3
Enlisted	100	±0	39	61	±2
E1 – E4	100	±0	40	60	±4
E5 – E9	100	±0	39	61	±2
Officers	100	±0	35	65	±2
O1 – O3	100	±0	34	66	±3
O4 – O6	100	±0	35	65	±3
Reserve Unit	100	±0	40	60	±2
Military Technician	100	±0	41	59	±4
AGR/FTS/AR	100	±0	32	68	±4
IMA	100	±0	29	71	±4
Not Activated Past 24 Months	100	±0	38	62	±2
Activated Past 24 Months	100	±0	38	62	±2
Not Deployed Past 24 Months	100	±0	37	63	±2
Deployed Past 24 Months	100	±0	41	59	±2
SPOUSE DEMOGRAPHICS					
Male	100	±0	22	78	±4
Female	100	±0	41	59	±2
No College/Some College	100	±0	41	59	±2
4-Year Degree	100	±0	36	64	±3
Graduate/Professional Degree	100	±0	31	69	±3
Non-Hispanic White	100	±0	39	61	±2
Total Minority	100	±0	38	62	±3
Non-Hispanic Black	100	±0	34	66	±5
Hispanic	100	±0	39	61	±5
30 Years Old or Younger	100	±0	40	60	±3
31 to 40 Years Old	100	±0	36	64	±3
More Than 40 Years Old	100	±0	38	62	±3
FAMILY STATUS					
With Child(ren)	100	±0	38	62	±2
Without Child(ren)	100	±0	37	63	±3

Note. Percent responding are Reserve component spouses who answered the survey.

95. Did you respond to this survey via the Web or a paper survey questionnaire? Constructed from administrative data.

	Percent Responding		Percentages		Max ME
			1	2	
MEMBER COMPONENT BY PAYGRADE					
ARNG Enlisted	100	±0	43	57	±3
E1 – E4	100	±0	42	58	±6
E5 – E9	100	±0	44	56	±4
ARNG Officers	100	±0	38	62	±4
O1 – O3	100	±0	38	62	±6
O4 – O6	100	±0	37	63	±6
USAR Enlisted	100	±0	36	64	±4
E1 – E4	100	±0	41	59	±7
E5 – E9	100	±0	34	66	±4
USAR Officers	100	±0	35	65	±4
O1 – O3	100	±0	32	68	±6
O4 – O6	100	±0	36	64	±5
USNR Enlisted	100	±0	36	64	±5
E1 – E4	100	±0	33	67	±6
E5 – E9	100	±0	37	63	±6
USNR Officers	100	±0	30	70	±4
O1 – O3	100	±0	33	67	±6
O4 – O6	100	±0	28	72	±6
USMCR Enlisted	100	±0	40	60	±5
E1 – E4	100	±0	45	55	±6
E5 – E9	100	±0	36	64	±7
USMCR Officers	100	±0	37	63	±5
O1 – O3	100	±0	29	71	±8
O4 – O6	100	±0	39	61	±6
ANG Enlisted	100	±0	37	63	±5
E1 – E4	100	±0	34	66	±6
E5 – E9	100	±0	38	62	±5
ANG Officers	100	±0	37	63	±5
O1 – O3	100	±0	37	63	±6
O4 – O6	100	±0	38	62	±6
USAFR Enlisted	100	±0	34	66	±4
E1 – E4	100	±0	32	68	±7
E5 – E9	100	±0	35	65	±4
USAFR Officers	100	±0	32	68	±4
O1 – O3	100	±0	26	74	±6
O4 – O6	100	±0	33	67	±4

Note. Percent responding are Reserve component spouses who answered the survey.

Appendix A: Web Survey Instrument

- You have reached the redirect page for Department of Defense Human Resources Strategic Assessment Program (HRSAP) surveys. You will be redirected to our contractor's web site (a secure .com site run by Data Recognition Corporation) to participate in the survey.
- Please enter your Ticket Number below, then click the Continue button to access your survey.

- If you are not automatically transferred, click on the link below:

<http://www.dodsurvey.net/>

Certification

Authorities: [10 USC 1782](#)

Sponsor: [Office of the Under Secretary of Defense for Personnel and Readiness](#)

Report Control Number: DD-P&R(AR) 2145

Contract: M67004-04-D-0018

Survey Results: <http://www.dmdc.osd.mil/surveys>

Human Relations Surveys

2012 Survey of Reserve Component Spouses

Welcome

[Security Protection Advisory](#)

[RCS#DD-P&R\(AR\)2145](#)
[Exp. 4/30/2014](#)

You have been selected to take a survey about your attitudes and perceptions of military life. When you click the *Continue* button below, you will be asked to:

- Create a Personal Identification Number (PIN)
- Read the Informed Consent Statement
- Take the survey

Thank you for your time and participation.

[Frequently Asked Questions / How to Contact Us](#)

PRIVACY ACT STATEMENT & INFORMED CONSENT INFORMATION

In accordance with the Privacy Act, this notice informs you of the purpose of the survey and how the findings of these surveys will be used. It also provides information about the Privacy Act and about informed consent. Please read it carefully.

AUTHORITY: 10 United States Code, Sections 136, 1782, 2358.

PRINCIPAL PURPOSE: Information collected in this survey will be used to research attitudes and perceptions of military spouses. This information will assist in the formulation of policies which may be needed to improve the programs that benefit military families. Reports will be provided to the Office of the Secretary of Defense, each Military Department, and the Joint Chiefs of Staff. Findings will be used in reports and testimony provided to Congress. Some findings may be published by the Defense Manpower Data Center (DMDC) or in professional journals, or presented at conferences, symposia, and scientific meetings. Data could be used in future research. Datasets without any identifying information may be analyzed by researchers outside of DMDC. Briefings and reports on results from these surveys will be posted on the Web: <http://www.dmdc.osd.mil/surveys/>

ROUTINE USES: None.

DISCLOSURE: Providing information on this survey is voluntary. Most people can complete the survey in approximately 30 minutes. There is no penalty or loss of benefits to which you are entitled if you choose not to respond. However, maximum participation is encouraged so that the data will be complete and representative. Your survey responses will be treated as confidential. Identifying information will be used only by government and contractor staff engaged in, and for purposes of, the survey research. For example, the research oversight office of the Office of the Under Secretary of Defense (Personnel and Readiness) and representatives of the U.S. Army Medical Research and Materiel Command are eligible to review research records as a part of their responsibility to protect human subjects in research. This survey is being conducted for research purposes. In no case will individual identifiable survey responses be reported. If you answer any items and indicate distress or being upset, etc., you will not be contacted for follow-up purposes. However, if you indicate a direct threat to harm yourself or others within responses or communications about the survey, because of concern for your welfare, DMDC will notify an office in your area for appropriate action.

SURVEY ELIGIBILITY AND POTENTIAL BENEFITS: DMDC uses well-established, scientific procedures to randomly select a sample that represents the Defense community based on combinations of demographic characteristics (for example, location, Service). This is your chance to be heard on issues that directly affect you, including child care programs, employment programs, and morale and retention programs. While there is no direct benefit for your individual participation, your responses on this survey make a difference.

STATEMENT OF RISK: The data collection procedures are not expected to involve any risk or discomfort to you. The only risk to you is accidental or unintentional disclosure of the data you provide. However, the government and its contractors have a number of policies and procedures to ensure that survey data are safe and protected. For example, no identifying information (name, address, Social Security Number) is ever stored in the same file as survey responses. Survey data may be shared with organizations doing research on DoD personnel but only after minimizing detailed demographic data (for example, paygrade and detailed location information) that could possibly be used to identify an individual. A confidentiality analysis is performed to reduce the risk of there being a combination of demographic variables that can single out an individual. Government and contractor staff members have been trained to protect client identity and are subject to civil penalties for violating your confidentiality.

If you experience any difficulties taking the survey, please contact the Survey Processing Center by sending an e-mail to RCSSurvey@osd.pentagon.mil or call, toll-free, 1-800-881-5307. If you have concerns about your rights as a research participant, please contact the OUSD(P&R) Research Regulatory Oversight Office at 703-575-2677/703-575-3536 or e-mail R2O2@tma.osd.mil.

Once you start answering the survey, if you desire to withdraw your answers, please notify the Survey Processing Center prior to April 26, 2012. Please include in the e-mail or phone message your name, Ticket Number, and the PIN that you selected when you started this survey. Unless withdrawn, partially completed survey data may be used after that date.

HOW TO CONTACT US

If you have questions or concerns about this survey, you have three ways to contact the Survey Operations Center:

- **Call:** 1-800-881-5307
- **E-mail:** RCSSurvey@osd.pentagon.mil
- **Fax:** 1-763-268-3002

FREQUENTLY ASKED QUESTIONS

What is Defense Manpower Data Center (DMDC)?

- DMDC maintains the largest archive of personnel, manpower, training, and financial data in Department of Defense (DoD). DMDC also conducts Joint-Service surveys including the Status of Forces Surveys, QuickCompass, and Human Relations Surveys for the Department of Defense. To learn more, visit the DMDC Web site.

<http://www.dmdc.osd.mil/>

What is the Human Relations Survey Program?

- Human Relations Survey is a DoD personnel program that features Web-based surveys sponsored by the Under Secretary of Defense for Personnel and Readiness (USD[P&R]).
- These surveys enable the DoD to regularly assess the attitudes and opinions of the DoD community - active duty and Reserve component members, and DoD civilian employees - on the full range of personnel issues.

How do I know this is an official, approved DoD survey?

- In accordance with DoD Instruction 8910.01, all data collection in the Department must be licensed and show that license as a Report Control Symbol (RCS) with an expiration date. The RCS for this survey is RCS# DD-P&R(AR) 2145, expiring 4/30/2014.

How did you pick me?

- DMDC uses well-established, scientific procedures to randomly select a sample that represents the Defense community based on combinations of demographic characteristics (e.g., location, Service).

Why should I participate?

- This is your chance to be heard on issues that directly affect you, including the impact of deployments on you, your spouse and children, your employment opportunities, and overall satisfaction with military life.
- Your responses on this survey **make a difference**.

How do I participate?

- The survey will be available at this Web site after January 30, 2012. At the present time, you may (1) verify contact information, and (2) provide a postal and e-mail address so we can notify you when the survey opens.

What is RCSSurvey@osd.pentagon.mil?

- The official e-mail address for communicating with spouses of Reserve component members about Human Relations Survey surveys. "RCSSurvey" is short for Reserve Component Survey.

Why am I being asked to use the Web?

- Web administration enables us to get survey results to senior Defense leaders faster.

Why are you using a .net instead of a .mil domain to field your survey?

- The survey is administered by our contractor, Data Recognition Corporation, an experienced survey operations company. The survey collection tool starts on a .mil site within DMDC. Once you enter your ticket number you are redirected to a contractor site which uses a .net domain. This allows everyone to access the survey, even from a non-government computer.

Do I have to answer all questions?

- No, it is not necessary to answer every question. Within the survey screen, you have four control buttons: Next Page (→), Previous Page (←), Clear Responses and Save and Return Later. Use these buttons to navigate through the survey or skip questions. Use the Save and Return Later button to give yourself flexibility to complete the survey at a convenient time. When you return to the survey Web site, enter your Ticket Number to get to the place in the survey where you had stopped.

Why does the survey ask personal questions?

- DMDC reports overall results, as well as by other characteristics, such as location, gender, etc. To complete these analyses, we must ask respondents for these types of demographic information.
- Analyzing results in this way provides Defense leaders information about the attitudes and concerns of all subgroups of personnel so that no groups are overlooked.
- Sometimes sensitive questions are asked in order to improve personnel policies, programs, and practices. As with all questions on the surveys, your responses will be held in confidence.

Will my answers be kept private?

- Your privacy will be safeguarded in accordance with the Privacy Act of 1974 (Public Law 93-579).
- All data will be reported in the aggregate and no individual data will be reported.
- We encourage you to safeguard your Ticket Number to prevent unauthorized access to your survey. In addition, to ensure your privacy, be aware of the environment in which you take the survey (e.g., take the survey when no one else is home, take care to not leave the survey unattended).

Can I withdraw my answers once I have started the survey?

- If you wish to withdraw your answers, please notify the Survey Processing Center prior to April 26, 2012 by sending an e-mail to RCSSurvey@osd.pentagon.mil or calling, toll-free 1-800-881-5307. Include your name, Ticket Number and PIN.

Will I ever see the results of the survey?

- DMDC posts survey results on the following Web site:

<http://www.dmdc.osd.mil/surveys/>

BACKGROUND INFORMATION

1. What is your marital status?

- Married
- Separated
- Divorced
- Widowed

2. Is your spouse currently serving as a member of the National Guard/Reserve?

- Yes
- No

3. Has your spouse previously served in a regular active duty Service (e.g., Army, Navy, Marine Corps, Air Force, Coast Guard) for 2 years or more?

- Yes
- No

4. How many years has your spouse spent in military service? Do not count partial years. To indicate less than one year, enter "0".

 Years

5. What is the highest degree or level of school that you have completed? Mark the one answer that describes the highest grade or degree that you have completed.

- 12 years or less of school (no diploma)
- High school graduate---high school diploma or equivalent (e.g., GED)
- Some college credit, but less than 1 year
- 1 or more years of college, no degree
- Associate's degree (e.g., AA, AS)
- Bachelor's degree (e.g., BA, AB, BS)
- Master's, doctoral, or professional school degree (e.g., MA, MS, MEd, MEng, MBA, MSW, PhD, MD, JD, DVM, EdD)

6. Are you Spanish/Hispanic/Latino?

- No, not Spanish/Hispanic/Latino
- Yes, Mexican, Mexican-American, Chicano, Puerto Rican, Cuban, or other Spanish/Hispanic/Latino

7. What is your race? Mark one or more races to indicate what you consider yourself to be.

- White
- Black or African American
- American Indian or Alaska Native
- Asian (e.g., Asian Indian, Chinese, Filipino, Japanese, Korean, or Vietnamese)
- Native Hawaiian or other Pacific Islander (e.g., Samoan, Guamanian, or Chamorro)

8. What age were you on your last birthday?

 Years

In this survey, the definition of "child, children, or other legal dependents" includes anyone in your family, except your spouse, who has, or is eligible to have, a Uniformed Services Identification and Privilege Card (also called a military ID card) or is eligible for military health care benefits, and is enrolled in the Defense Enrollment Eligibility Reporting System (DEERS).

9. Do you have a child, children, or other legal dependents based on the definition above?

- Yes
- No

10. [Ask if Q9 = "Yes"] How many children or other dependents do you or your spouse have in each age group? To indicate none, enter "0". To indicate nine or more, enter "9".

	0	1	2	3	4	5	6	7	8	9
a. Less than 1 year old	<input checked="" type="radio"/>	<input checked="" type="radio"/>	<input checked="" type="radio"/>	<input checked="" type="radio"/>	<input checked="" type="radio"/>	<input checked="" type="radio"/>	<input checked="" type="radio"/>	<input checked="" type="radio"/>	<input checked="" type="radio"/>	<input checked="" type="radio"/>
b. 1 year to under 2 years old	<input checked="" type="radio"/>	<input checked="" type="radio"/>	<input checked="" type="radio"/>	<input checked="" type="radio"/>	<input checked="" type="radio"/>	<input checked="" type="radio"/>	<input checked="" type="radio"/>	<input checked="" type="radio"/>	<input checked="" type="radio"/>	<input checked="" type="radio"/>
c. 2-5 years old	<input checked="" type="radio"/>	<input checked="" type="radio"/>	<input checked="" type="radio"/>	<input checked="" type="radio"/>	<input checked="" type="radio"/>	<input checked="" type="radio"/>	<input checked="" type="radio"/>	<input checked="" type="radio"/>	<input checked="" type="radio"/>	<input checked="" type="radio"/>
d. 6-13 years old	<input checked="" type="radio"/>	<input checked="" type="radio"/>	<input checked="" type="radio"/>	<input checked="" type="radio"/>	<input checked="" type="radio"/>	<input checked="" type="radio"/>	<input checked="" type="radio"/>	<input checked="" type="radio"/>	<input checked="" type="radio"/>	<input checked="" type="radio"/>
e. 14-18 years old	<input checked="" type="radio"/>	<input checked="" type="radio"/>	<input checked="" type="radio"/>	<input checked="" type="radio"/>	<input checked="" type="radio"/>	<input checked="" type="radio"/>	<input checked="" type="radio"/>	<input checked="" type="radio"/>	<input checked="" type="radio"/>	<input checked="" type="radio"/>
f. 19-22 years old	<input checked="" type="radio"/>	<input checked="" type="radio"/>	<input checked="" type="radio"/>	<input checked="" type="radio"/>	<input checked="" type="radio"/>	<input checked="" type="radio"/>	<input checked="" type="radio"/>	<input checked="" type="radio"/>	<input checked="" type="radio"/>	<input checked="" type="radio"/>
g. 23-64 years old	<input checked="" type="radio"/>	<input checked="" type="radio"/>	<input checked="" type="radio"/>	<input checked="" type="radio"/>	<input checked="" type="radio"/>	<input checked="" type="radio"/>	<input checked="" type="radio"/>	<input checked="" type="radio"/>	<input checked="" type="radio"/>	<input checked="" type="radio"/>
h. 65 years old or older.....	<input checked="" type="radio"/>	<input checked="" type="radio"/>	<input checked="" type="radio"/>	<input checked="" type="radio"/>	<input checked="" type="radio"/>	<input checked="" type="radio"/>	<input checked="" type="radio"/>	<input checked="" type="radio"/>	<input checked="" type="radio"/>	<input checked="" type="radio"/>

YOUR SPOUSE'S ACTIVATIONS/DEPLOYMENTS

In this survey, the definition of "National Guard/Reserve duties" includes Inactive Duty Training (IDT drills), activations, and deployments.

11. In the past 12 months, how many nights has your spouse been away from home because of National Guard/Reserve duties? *Add up all nights away from home. To indicate none, enter "0".*

 Nights

12. [Ask if (RSV_SCAT <> AGR or IMA) and (RORG_CD <> Navy or Marine Corps)] **Is your spouse a military technician (i.e., MilTech)?**
- Yes
- No
13. **Has your spouse been activated (i.e., called to active duty) in the past 24 months? *This includes activations that started more than 24 months ago and continued into the past 24 months.***
- Yes, my spouse is currently activated
- Yes, my spouse has been activated in the past 24 months but is not currently activated
- No
14. [Ask if Q13 = "Yes, my spouse is currently activated" OR Q13 = "Yes, my spouse has been activated in the past 24 months but is not currently activated"] **Did any of your spouse's activations in the past 24 months result in deployment?**
- Yes, my spouse is currently deployed
- Yes, my spouse has been deployed in the past 24 months but is not currently deployed
- No
15. [Ask if (Q13 = "Yes, my spouse is currently activated" OR Q13 = "Yes, my spouse has been activated in the past 24 months but is not currently activated") AND (Q14 = "Yes, my spouse is currently deployed" OR Q14 = "Yes, my spouse has been deployed in the past 24 months but is not currently deployed")] **In the past 24 months, how many times has your spouse been away from home for more than 30 consecutive days because of a deployment?**

 Times

16. [Ask if (Q13 = "Yes, my spouse is currently activated" OR Q13 = "Yes, my spouse has been activated in the past 24 months but is not currently activated") AND (Q14 = "Yes, my spouse is currently deployed" OR Q14 = "Yes, my spouse has been deployed in the past 24 months but is not currently deployed") AND Q15 > 1] **Now that your spouse has been deployed multiple times, has coping with deployments become more or less difficult with each experience?**
- Much more difficult
- More difficult
- Neither more nor less difficult
- Less difficult
- Much less difficult
17. [Ask if (Q13 = "Yes, my spouse is currently activated" OR Q13 = "Yes, my spouse has been activated in the past 24 months but is not currently activated") AND (Q14 = "Yes, my spouse is currently deployed" OR Q14 = "Yes, my spouse has been deployed in the past 24 months but is not currently deployed")] **Overall, how prepared did you feel when you first learned of your spouse's most recent activation/deployment?**
- Very well prepared
- Well prepared
- Neither well nor poorly prepared
- Poorly prepared
- Very poorly prepared
18. [Ask if (Q13 = "Yes, my spouse is currently activated" OR Q13 = "Yes, my spouse has been activated in the past 24 months but is not currently activated") AND (Q14 = "Yes, my spouse is currently deployed" OR Q14 = "Yes, my spouse has been deployed in the past 24 months but is not currently deployed")] **At what point did you (or your family) feel the greatest stress? *Mark one.***
- When I first learned of my spouse's deployment
- Upon my spouse's departure
- At the beginning of the deployment
- During the middle of the deployment
- Towards the end of the deployment
- During reunion/reintegration

19. [Ask if (Q13 = "Yes, my spouse is currently activated" OR Q13 = "Yes, my spouse has been activated in the past 24 months but is not currently activated") AND (Q14 = "Yes, my spouse is currently deployed" OR Q14 = "Yes, my spouse has been deployed in the past 24 months but is not currently deployed")] **As a result of your spouse's deployment, have you (or your family) used the following military-provided programs or services? Mark "Yes" or "No" for each item.**

	Yes	No
a. Counseling services.....	<input checked="" type="checkbox"/>	<input checked="" type="checkbox"/>
b. Pre-activation support (e.g., briefings).....	<input checked="" type="checkbox"/>	<input checked="" type="checkbox"/>
c. Family centers	<input checked="" type="checkbox"/>	<input checked="" type="checkbox"/>
d. Military OneSource	<input checked="" type="checkbox"/>	<input checked="" type="checkbox"/>
e. TRICARE <u>medical</u> coverage.....	<input checked="" type="checkbox"/>	<input checked="" type="checkbox"/>
f. TRICARE <u>dental</u> coverage	<input checked="" type="checkbox"/>	<input checked="" type="checkbox"/>
g. Other services to families during activation/deployment (e.g., Yellow Ribbon Program).....	<input checked="" type="checkbox"/>	<input checked="" type="checkbox"/>

[Ask if (Q13 = "Yes, my spouse is currently activated" OR Q13 = "Yes, my spouse has been activated in the past 24 months but is not currently activated") AND (Q14 = "Yes, my spouse is currently deployed" OR Q14 = "Yes, my spouse has been deployed in the past 24 months but is not currently deployed") AND Q19 g = "Yes"] **Please specify what other military-provided activation/deployment services you or your family used during your spouse's deployment.**

20. [Ask if (Q13 = "Yes, my spouse is currently activated" OR Q13 = "Yes, my spouse has been activated in the past 24 months but is not currently activated") AND (Q14 = "Yes, my spouse is currently deployed" OR Q14 = "Yes, my spouse has been deployed in the past 24 months but is not currently deployed")] **Were you employed during your spouse's most recent activation/deployment?**

- Yes
- No

21. [Ask if (Q13 = "Yes, my spouse is currently activated" OR Q13 = "Yes, my spouse has been activated in the past 24 months but is not currently activated") AND (Q14 = "Yes, my spouse is currently deployed" OR Q14 = "Yes, my spouse has been deployed in the past 24 months but is not currently deployed") AND Q20 = "Yes"] **Because of your spouse's most recent activation/deployment, did you have to... Mark "Yes" or "No" for each item.**

	Yes	No
a. Take time off work?	<input checked="" type="checkbox"/>	<input checked="" type="checkbox"/>
b. Reduce the number of hours you worked?	<input checked="" type="checkbox"/>	<input checked="" type="checkbox"/>
c. Leave your job?	<input checked="" type="checkbox"/>	<input checked="" type="checkbox"/>

22. [Ask if (Q13 = "Yes, my spouse is currently activated" OR Q13 = "Yes, my spouse has been activated in the past 24 months but is not currently activated") AND (Q14 = "Yes, my spouse is currently deployed" OR Q14 = "Yes, my spouse has been deployed in the past 24 months but is not currently deployed")] **During your spouse's most recent activation/deployment, did you lose money or have any additional expenses because of the following? Mark one answer for each item.**

	Yes	No	Not applicable
a. Loss of my job.....	<input checked="" type="checkbox"/>	<input checked="" type="checkbox"/>	<input checked="" type="checkbox"/>
b. Reduction in my spouse's earnings	<input checked="" type="checkbox"/>	<input checked="" type="checkbox"/>	<input checked="" type="checkbox"/>
c. Loss of my spouse's health insurance/dental coverage.....	<input checked="" type="checkbox"/>	<input checked="" type="checkbox"/>	<input checked="" type="checkbox"/>
d. Loss of income due to turning away business customers or practice clients.....	<input checked="" type="checkbox"/>	<input checked="" type="checkbox"/>	<input checked="" type="checkbox"/>
e. Increased phone bills due to more calls to family/friends and/or deployed spouse.....	<input checked="" type="checkbox"/>	<input checked="" type="checkbox"/>	<input checked="" type="checkbox"/>
f. Elder care	<input checked="" type="checkbox"/>	<input checked="" type="checkbox"/>	<input checked="" type="checkbox"/>
g. Child care.....	<input checked="" type="checkbox"/>	<input checked="" type="checkbox"/>	<input checked="" type="checkbox"/>
h. Home/car repairs/maintenance or yard work	<input checked="" type="checkbox"/>	<input checked="" type="checkbox"/>	<input checked="" type="checkbox"/>
i. Increased medical expenses	<input checked="" type="checkbox"/>	<input checked="" type="checkbox"/>	<input checked="" type="checkbox"/>
j. Other.....	<input checked="" type="checkbox"/>	<input checked="" type="checkbox"/>	<input checked="" type="checkbox"/>

[Ask if (Q13 = "Yes, my spouse is currently activated" OR Q13 = "Yes, my spouse has been activated in the past 24 months but is not currently activated") AND (Q14 = "Yes, my spouse is currently deployed" OR Q14 = "Yes, my spouse has been deployed in the past 24 months but is not currently deployed") AND Q22 j = "Yes"] Please specify the other reason(s) that you have lost money or had additional expenses during your spouse's most recent activation/deployment.

23. [Ask if (Q13 = "Yes, my spouse is currently activated" OR Q13 = "Yes, my spouse has been activated in the past 24 months but is not currently activated") AND (Q14 = "Yes, my spouse is currently deployed" OR Q14 = "Yes, my spouse has been deployed in the past 24 months but is not currently deployed")] **Were any of your spouse's deployments in the past 24 months longer than you expected?**

Yes

No

24. [Ask if (Q13 = "Yes, my spouse is currently activated" OR Q13 = "Yes, my spouse has been activated in the past 24 months but is not currently activated") AND (Q14 = "Yes, my spouse is currently deployed" OR Q14 = "Yes, my spouse has been deployed in the past 24 months but is not currently deployed")] **Was your spouse's most recent deployment to a combat zone?**

Yes, deployed to Iraq and/or Afghanistan

Yes, deployed to a combat zone other than Iraq or Afghanistan

No

25. [Ask if (Q13 = "Yes, my spouse is currently activated" OR Q13 = "Yes, my spouse has been activated in the past 24 months but is not currently activated") AND (Q14 = "Yes, my spouse is currently deployed" OR Q14 = "Yes, my spouse has been deployed in the past 24 months but is not currently deployed")] **During your spouse's most recent deployment, to what extent were each of the following a problem for you? *Mark one answer for each item.***

	Not at all				
	Small extent				
	Moderate extent				
	Large extent				
	Very large extent				
a. My job or education demands	<input checked="" type="checkbox"/>	<input checked="" type="checkbox"/>	<input checked="" type="checkbox"/>	<input checked="" type="checkbox"/>	<input checked="" type="checkbox"/>
b. Managing expenses and bills	<input checked="" type="checkbox"/>	<input checked="" type="checkbox"/>	<input checked="" type="checkbox"/>	<input checked="" type="checkbox"/>	<input checked="" type="checkbox"/>
c. Home/car repairs/maintenance or yard work	<input checked="" type="checkbox"/>	<input checked="" type="checkbox"/>	<input checked="" type="checkbox"/>	<input checked="" type="checkbox"/>	<input checked="" type="checkbox"/>
d. Loss of income from my spouse's civilian job	<input checked="" type="checkbox"/>	<input checked="" type="checkbox"/>	<input checked="" type="checkbox"/>	<input checked="" type="checkbox"/>	<input checked="" type="checkbox"/>
e. Safety of my family in our community	<input checked="" type="checkbox"/>	<input checked="" type="checkbox"/>	<input checked="" type="checkbox"/>	<input checked="" type="checkbox"/>	<input checked="" type="checkbox"/>
f. Feelings of anxiety or depression	<input checked="" type="checkbox"/>	<input checked="" type="checkbox"/>	<input checked="" type="checkbox"/>	<input checked="" type="checkbox"/>	<input checked="" type="checkbox"/>
g. Serious health problems in the family	<input checked="" type="checkbox"/>	<input checked="" type="checkbox"/>	<input checked="" type="checkbox"/>	<input checked="" type="checkbox"/>	<input checked="" type="checkbox"/>
h. Serious emotional problems in the family	<input checked="" type="checkbox"/>	<input checked="" type="checkbox"/>	<input checked="" type="checkbox"/>	<input checked="" type="checkbox"/>	<input checked="" type="checkbox"/>
i. Technical difficulties in communications with spouse	<input checked="" type="checkbox"/>	<input checked="" type="checkbox"/>	<input checked="" type="checkbox"/>	<input checked="" type="checkbox"/>	<input checked="" type="checkbox"/>
j. Difficulty maintaining emotional connection with spouse	<input checked="" type="checkbox"/>	<input checked="" type="checkbox"/>	<input checked="" type="checkbox"/>	<input checked="" type="checkbox"/>	<input checked="" type="checkbox"/>
k. Falling behind in paying rent or mortgage	<input checked="" type="checkbox"/>	<input checked="" type="checkbox"/>	<input checked="" type="checkbox"/>	<input checked="" type="checkbox"/>	<input checked="" type="checkbox"/>
l. Major financial hardship or bankruptcy	<input checked="" type="checkbox"/>	<input checked="" type="checkbox"/>	<input checked="" type="checkbox"/>	<input checked="" type="checkbox"/>	<input checked="" type="checkbox"/>
m. Birth or adoption of a child	<input checked="" type="checkbox"/>	<input checked="" type="checkbox"/>	<input checked="" type="checkbox"/>	<input checked="" type="checkbox"/>	<input checked="" type="checkbox"/>
n. Marital problems	<input checked="" type="checkbox"/>	<input checked="" type="checkbox"/>	<input checked="" type="checkbox"/>	<input checked="" type="checkbox"/>	<input checked="" type="checkbox"/>
o. Loneliness	<input checked="" type="checkbox"/>	<input checked="" type="checkbox"/>	<input checked="" type="checkbox"/>	<input checked="" type="checkbox"/>	<input checked="" type="checkbox"/>
p. Managing child care/child schedules	<input checked="" type="checkbox"/>	<input checked="" type="checkbox"/>	<input checked="" type="checkbox"/>	<input checked="" type="checkbox"/>	<input checked="" type="checkbox"/>
q. Increase in your stress level	<input checked="" type="checkbox"/>	<input checked="" type="checkbox"/>	<input checked="" type="checkbox"/>	<input checked="" type="checkbox"/>	<input checked="" type="checkbox"/>
r. Unintended weight gain or loss	<input checked="" type="checkbox"/>	<input checked="" type="checkbox"/>	<input checked="" type="checkbox"/>	<input checked="" type="checkbox"/>	<input checked="" type="checkbox"/>
s. Difficulty sleeping	<input checked="" type="checkbox"/>	<input checked="" type="checkbox"/>	<input checked="" type="checkbox"/>	<input checked="" type="checkbox"/>	<input checked="" type="checkbox"/>
t. Other	<input checked="" type="checkbox"/>	<input checked="" type="checkbox"/>	<input checked="" type="checkbox"/>	<input checked="" type="checkbox"/>	<input checked="" type="checkbox"/>

[Ask if (Q13 = "Yes, my spouse is currently activated" OR Q13 = "Yes, my spouse has been activated in the past 24 months but is not currently activated") AND (Q14 = "Yes, my spouse is currently deployed" OR Q14 = "Yes, my spouse has been deployed in the past 24 months but is not currently deployed") AND (Q25 t = "Small extent" OR Q25 t = "Moderate extent" OR Q25 t = "Large extent" OR Q25 t = "Very large extent")] **Please specify the other problem during your spouse's most recent deployment.**

26. [Ask if (Q13 = "Yes, my spouse is currently activated" OR Q13 = "Yes, my spouse has been activated in the past 24 months but is not currently activated") AND (Q14 = "Yes, my spouse is currently deployed" OR Q14 = "Yes, my spouse has been deployed in the past 24 months but is not currently deployed")] **As a result of your spouse's deployment, have you experienced a change in the following personal characteristics? Mark one answer for each item.**

	Decreased		
	No change		
	Increased		
a. Independence	<input checked="" type="checkbox"/>	<input checked="" type="checkbox"/>	<input checked="" type="checkbox"/>
b. Confidence	<input checked="" type="checkbox"/>	<input checked="" type="checkbox"/>	<input checked="" type="checkbox"/>
c. Self-sufficiency	<input checked="" type="checkbox"/>	<input checked="" type="checkbox"/>	<input checked="" type="checkbox"/>
d. Faith/spirituality.....	<input checked="" type="checkbox"/>	<input checked="" type="checkbox"/>	<input checked="" type="checkbox"/>
e. Other personal characteristic(s).....	<input checked="" type="checkbox"/>	<input checked="" type="checkbox"/>	<input checked="" type="checkbox"/>

[Ask if (Q13 = "Yes, my spouse is currently activated" OR Q13 = "Yes, my spouse has been activated in the past 24 months but is not currently activated") AND (Q14 = "Yes, my spouse is currently deployed" OR Q14 = "Yes, my spouse has been deployed in the past 24 months but is not currently deployed") AND (Q26 e = "Increased" OR Q26 e = "Decreased")] **Please specify the other changes in your personal characteristic(s) that you have experienced as a result of your spouse's deployment.**

27. [Ask if (Q13 = "Yes, my spouse is currently activated" OR Q13 = "Yes, my spouse has been activated in the past 24 months but is not currently activated") AND (Q14 = "Yes, my spouse is currently deployed" OR Q14 = "Yes, my spouse has been deployed in the past 24 months but is not currently deployed")] **As a result of your spouse's deployment, have you experienced a change in the following skills or abilities? Mark one answer for each item.**

	Not applicable			
	Decreased			
	No change			
	Increased			
a. Performing and/or supervising home/car repairs/maintenance or yard work	<input checked="" type="checkbox"/>	<input checked="" type="checkbox"/>	<input checked="" type="checkbox"/>	<input checked="" type="checkbox"/>
b. Time-management skills	<input checked="" type="checkbox"/>	<input checked="" type="checkbox"/>	<input checked="" type="checkbox"/>	<input checked="" type="checkbox"/>
c. Family/household management skills	<input checked="" type="checkbox"/>	<input checked="" type="checkbox"/>	<input checked="" type="checkbox"/>	<input checked="" type="checkbox"/>
d. Budgeting or financial management skills	<input checked="" type="checkbox"/>	<input checked="" type="checkbox"/>	<input checked="" type="checkbox"/>	<input checked="" type="checkbox"/>
e. Parenting abilities	<input checked="" type="checkbox"/>	<input checked="" type="checkbox"/>	<input checked="" type="checkbox"/>	<input checked="" type="checkbox"/>
f. Personal health/fitness.....	<input checked="" type="checkbox"/>	<input checked="" type="checkbox"/>	<input checked="" type="checkbox"/>	<input checked="" type="checkbox"/>
g. Communication skills	<input checked="" type="checkbox"/>	<input checked="" type="checkbox"/>	<input checked="" type="checkbox"/>	<input checked="" type="checkbox"/>
h. Other skills or abilities	<input checked="" type="checkbox"/>	<input checked="" type="checkbox"/>	<input checked="" type="checkbox"/>	<input checked="" type="checkbox"/>

[Ask if (Q13 = "Yes, my spouse is currently activated" OR Q13 = "Yes, my spouse has been activated in the past 24 months but is not currently activated") AND (Q14 = "Yes, my spouse is currently deployed" OR Q14 = "Yes, my spouse has been deployed in the past 24 months but is not currently deployed") AND (Q27 h = "Increased" OR Q27 h = "Decreased")] **Please specify what other skills or abilities you have experienced a change in as a result of your spouse's deployment.**

28. [Ask if (Q13 = "Yes, my spouse is currently activated" OR Q13 = "Yes, my spouse has been activated in the past 24 months but is not currently activated") AND (Q14 = "Yes, my spouse is currently deployed" OR Q14 = "Yes, my spouse has been deployed in the past 24 months but is not currently deployed")] **During your spouse's most recent deployment cycle (pre-deployment, deployment, post-deployment/reunion/reintegration) did you receive deployment support?**

- Yes, I received support pre-deployment
- Yes, I received support during the deployment
- Yes, I received support post-deployment
- Yes, I received support at multiple points during the deployment cycle
- No

29. [Ask if (Q13 = "Yes, my spouse is currently activated" OR Q13 = "Yes, my spouse has been activated in the past 24 months but is not currently activated") AND (Q14 = "Yes, my spouse is currently deployed" OR Q14 = "Yes, my spouse has been deployed in the past 24 months but is not currently") AND (Q28 = "Yes, I received support pre-deployment" OR Q28 = "Yes, I received support during the deployment" OR Q28 = "Yes, I received support post-deployment" OR Q28 = "Yes, I received support at multiple points during the deployment cycle"))] **How satisfied are you with the deployment support you received?**

- Very satisfied
- Satisfied
- Neither satisfied nor dissatisfied
- Dissatisfied
- Very dissatisfied

30. [Ask if (Q13 = "Yes, my spouse is currently activated" OR Q13 = "Yes, my spouse has been activated in the past 24 months but is not currently activated") AND (Q14 = "Yes, my spouse is currently deployed" OR Q14 = "Yes, my spouse has been deployed in the past 24 months but is not currently deployed")] **Listed below are sources that are often helpful to those with a spouse in the National Guard/ Reserve. How helpful were the following during your spouse's most recent deployment cycle? *Mark one answer for each item.***

	Not applicable					
	Not at all helpful					
	Sometimes helpful					
	Generally helpful					
	Very helpful					
	Extremely helpful					
a. Military OneSource.....	<input checked="" type="checkbox"/>	<input checked="" type="checkbox"/>	<input checked="" type="checkbox"/>	<input checked="" type="checkbox"/>	<input checked="" type="checkbox"/>	<input checked="" type="checkbox"/>
b. Family Readiness/ Support Group	<input checked="" type="checkbox"/>	<input checked="" type="checkbox"/>	<input checked="" type="checkbox"/>	<input checked="" type="checkbox"/>	<input checked="" type="checkbox"/>	<input checked="" type="checkbox"/>
c. Unit commander.....	<input checked="" type="checkbox"/>	<input checked="" type="checkbox"/>	<input checked="" type="checkbox"/>	<input checked="" type="checkbox"/>	<input checked="" type="checkbox"/>	<input checked="" type="checkbox"/>
d. Other unit leadership	<input checked="" type="checkbox"/>	<input checked="" type="checkbox"/>	<input checked="" type="checkbox"/>	<input checked="" type="checkbox"/>	<input checked="" type="checkbox"/>	<input checked="" type="checkbox"/>
e. My spouse.....	<input checked="" type="checkbox"/>	<input checked="" type="checkbox"/>	<input checked="" type="checkbox"/>	<input checked="" type="checkbox"/>	<input checked="" type="checkbox"/>	<input checked="" type="checkbox"/>
f. Military spouse/ family	<input checked="" type="checkbox"/>	<input checked="" type="checkbox"/>	<input checked="" type="checkbox"/>	<input checked="" type="checkbox"/>	<input checked="" type="checkbox"/>	<input checked="" type="checkbox"/>
g. My or my spouse's parents	<input checked="" type="checkbox"/>	<input checked="" type="checkbox"/>	<input checked="" type="checkbox"/>	<input checked="" type="checkbox"/>	<input checked="" type="checkbox"/>	<input checked="" type="checkbox"/>
h. My or my spouse's family	<input checked="" type="checkbox"/>	<input checked="" type="checkbox"/>	<input checked="" type="checkbox"/>	<input checked="" type="checkbox"/>	<input checked="" type="checkbox"/>	<input checked="" type="checkbox"/>
i. Friends/co-workers	<input checked="" type="checkbox"/>	<input checked="" type="checkbox"/>	<input checked="" type="checkbox"/>	<input checked="" type="checkbox"/>	<input checked="" type="checkbox"/>	<input checked="" type="checkbox"/>
j. Social groups/ clubs	<input checked="" type="checkbox"/>	<input checked="" type="checkbox"/>	<input checked="" type="checkbox"/>	<input checked="" type="checkbox"/>	<input checked="" type="checkbox"/>	<input checked="" type="checkbox"/>
k. Civilian organization(s)	<input checked="" type="checkbox"/>	<input checked="" type="checkbox"/>	<input checked="" type="checkbox"/>	<input checked="" type="checkbox"/>	<input checked="" type="checkbox"/>	<input checked="" type="checkbox"/>
l. Deployment Support Programs (e.g., Yellow Ribbon Program).....	<input checked="" type="checkbox"/>	<input checked="" type="checkbox"/>	<input checked="" type="checkbox"/>	<input checked="" type="checkbox"/>	<input checked="" type="checkbox"/>	<input checked="" type="checkbox"/>
m. Military Family Life Consultants (MFLC).....	<input checked="" type="checkbox"/>	<input checked="" type="checkbox"/>	<input checked="" type="checkbox"/>	<input checked="" type="checkbox"/>	<input checked="" type="checkbox"/>	<input checked="" type="checkbox"/>
n. Military chaplain	<input checked="" type="checkbox"/>	<input checked="" type="checkbox"/>	<input checked="" type="checkbox"/>	<input checked="" type="checkbox"/>	<input checked="" type="checkbox"/>	<input checked="" type="checkbox"/>
o. Local church/ congregation	<input checked="" type="checkbox"/>	<input checked="" type="checkbox"/>	<input checked="" type="checkbox"/>	<input checked="" type="checkbox"/>	<input checked="" type="checkbox"/>	<input checked="" type="checkbox"/>
p. Other unit member(s) and/ or their family	<input checked="" type="checkbox"/>	<input checked="" type="checkbox"/>	<input checked="" type="checkbox"/>	<input checked="" type="checkbox"/>	<input checked="" type="checkbox"/>	<input checked="" type="checkbox"/>
q. Other.....	<input checked="" type="checkbox"/>	<input checked="" type="checkbox"/>	<input checked="" type="checkbox"/>	<input checked="" type="checkbox"/>	<input checked="" type="checkbox"/>	<input checked="" type="checkbox"/>

[Ask if (Q13 = "Yes, my spouse is currently activated" OR Q13 = "Yes, my spouse has been activated in the past 24 months but is not currently activated") AND (Q14 = "Yes, my spouse is currently deployed" OR Q14 = "Yes, my spouse has been deployed in the past 24 months but is not currently deployed") AND (Q30 q = "Sometimes helpful" OR Q30 q = "Generally helpful" OR Q30 q = "Very helpful" OR Q30 q = "Extremely helpful")] **Please specify what other source(s) were helpful during your spouse's most recent deployment.**

31. [Ask if (Q13 = "Yes, my spouse is currently activated" OR Q13 = "Yes, my spouse has been activated in the past 24 months but is not currently activated") AND (Q14 = "Yes, my spouse is currently deployed" OR Q14 = "Yes, my spouse has been deployed in the past 24 months but is not currently deployed")] **How important are each of the following to you in being able to cope with deployment(s)? Mark one answer for each item.**

	Not important				
	Somewhat important				
	Moderately important				
	Important				
	Very important				
a. My ability to communicate with my spouse.....	<input checked="" type="checkbox"/>	<input checked="" type="checkbox"/>	<input checked="" type="checkbox"/>	<input checked="" type="checkbox"/>	<input checked="" type="checkbox"/>
b. Pre-deployment information.....	<input checked="" type="checkbox"/>	<input checked="" type="checkbox"/>	<input checked="" type="checkbox"/>	<input checked="" type="checkbox"/>	<input checked="" type="checkbox"/>
c. Reunion planning information or classes.....	<input checked="" type="checkbox"/>	<input checked="" type="checkbox"/>	<input checked="" type="checkbox"/>	<input checked="" type="checkbox"/>	<input checked="" type="checkbox"/>
d. Knowing the expected length of the deployment.....	<input checked="" type="checkbox"/>	<input checked="" type="checkbox"/>	<input checked="" type="checkbox"/>	<input checked="" type="checkbox"/>	<input checked="" type="checkbox"/>
e. Contact with someone in my spouse's unit.....	<input checked="" type="checkbox"/>	<input checked="" type="checkbox"/>	<input checked="" type="checkbox"/>	<input checked="" type="checkbox"/>	<input checked="" type="checkbox"/>
f. Having no changes in the length of deployment.....	<input checked="" type="checkbox"/>	<input checked="" type="checkbox"/>	<input checked="" type="checkbox"/>	<input checked="" type="checkbox"/>	<input checked="" type="checkbox"/>
g. Temporary reunions with my spouse (R&R time).....	<input checked="" type="checkbox"/>	<input checked="" type="checkbox"/>	<input checked="" type="checkbox"/>	<input checked="" type="checkbox"/>	<input checked="" type="checkbox"/>
h. Level of support my family receives from the <u>military</u> community.....	<input checked="" type="checkbox"/>	<input checked="" type="checkbox"/>	<input checked="" type="checkbox"/>	<input checked="" type="checkbox"/>	<input checked="" type="checkbox"/>
i. Level of support my family receives from the <u>civilian</u> community.....	<input checked="" type="checkbox"/>	<input checked="" type="checkbox"/>	<input checked="" type="checkbox"/>	<input checked="" type="checkbox"/>	<input checked="" type="checkbox"/>
j. Deployment pay.....	<input checked="" type="checkbox"/>	<input checked="" type="checkbox"/>	<input checked="" type="checkbox"/>	<input checked="" type="checkbox"/>	<input checked="" type="checkbox"/>
k. Family Readiness/Support Group.....	<input checked="" type="checkbox"/>	<input checked="" type="checkbox"/>	<input checked="" type="checkbox"/>	<input checked="" type="checkbox"/>	<input checked="" type="checkbox"/>
l. Understanding why the deployment is important/necessary.....	<input checked="" type="checkbox"/>	<input checked="" type="checkbox"/>	<input checked="" type="checkbox"/>	<input checked="" type="checkbox"/>	<input checked="" type="checkbox"/>

	Not important				
	Somewhat important				
	Moderately important				
	Important				
	Very important				
m. Locally available counseling/support services.....	<input checked="" type="checkbox"/>	<input checked="" type="checkbox"/>	<input checked="" type="checkbox"/>	<input checked="" type="checkbox"/>	<input checked="" type="checkbox"/>
n. Telephonic counseling/support services (e.g., Military OneSource).....	<input checked="" type="checkbox"/>	<input checked="" type="checkbox"/>	<input checked="" type="checkbox"/>	<input checked="" type="checkbox"/>	<input checked="" type="checkbox"/>
o. Military-provided child care.....	<input checked="" type="checkbox"/>	<input checked="" type="checkbox"/>	<input checked="" type="checkbox"/>	<input checked="" type="checkbox"/>	<input checked="" type="checkbox"/>
p. Military Family Life Consultants (MFLC).....	<input checked="" type="checkbox"/>	<input checked="" type="checkbox"/>	<input checked="" type="checkbox"/>	<input checked="" type="checkbox"/>	<input checked="" type="checkbox"/>
q. Deployment Support Programs (e.g., Yellow Ribbon).....	<input checked="" type="checkbox"/>	<input checked="" type="checkbox"/>	<input checked="" type="checkbox"/>	<input checked="" type="checkbox"/>	<input checked="" type="checkbox"/>

32. [Ask if (Q13 = "Yes, my spouse is currently activated" OR Q13 = "Yes, my spouse has been activated in the past 24 months but is not currently activated") AND (Q14 = "Yes, my spouse is currently deployed" OR Q14 = "Yes, my spouse has been deployed in the past 24 months but is not currently deployed")] **During your spouse's most recent deployment, did your spouse's unit provide any of the following communication methods for the families of deployed members? Mark one answer for each item.**

	Don't know		
	No		
	Yes		
a. Newsletters.....	<input checked="" type="checkbox"/>	<input checked="" type="checkbox"/>	<input checked="" type="checkbox"/>
b. Liaison to agencies (e.g., emergency relief, Red Cross).....	<input checked="" type="checkbox"/>	<input checked="" type="checkbox"/>	<input checked="" type="checkbox"/>
c. Internet/Web sites.....	<input checked="" type="checkbox"/>	<input checked="" type="checkbox"/>	<input checked="" type="checkbox"/>
d. Telephone tree.....	<input checked="" type="checkbox"/>	<input checked="" type="checkbox"/>	<input checked="" type="checkbox"/>
e. E-mail.....	<input checked="" type="checkbox"/>	<input checked="" type="checkbox"/>	<input checked="" type="checkbox"/>

33. [Ask if (Q13 = "Yes, my spouse is currently activated" OR Q13 = "Yes, my spouse has been activated in the past 24 months but is not currently activated") AND (Q14 = "Yes, my spouse is currently deployed" OR Q14 = "Yes, my spouse has been deployed in the past 24 months but is not currently deployed")] **During your spouse's most recent deployment, did your spouse's unit sponsor any of the following support activities for the families of deployed members? Mark one answer for each item.**

	Don't know		
	No		
	Yes		
a. Family social events	<input checked="" type="checkbox"/>	<input checked="" type="checkbox"/>	<input checked="" type="checkbox"/>
b. Family Readiness/Support Groups	<input checked="" type="checkbox"/>	<input checked="" type="checkbox"/>	<input checked="" type="checkbox"/>
c. Information briefings	<input checked="" type="checkbox"/>	<input checked="" type="checkbox"/>	<input checked="" type="checkbox"/>
d. VTC (video teleconference)	<input checked="" type="checkbox"/>	<input checked="" type="checkbox"/>	<input checked="" type="checkbox"/>
e. Counseling services	<input checked="" type="checkbox"/>	<input checked="" type="checkbox"/>	<input checked="" type="checkbox"/>
f. Yellow Ribbon Events	<input checked="" type="checkbox"/>	<input checked="" type="checkbox"/>	<input checked="" type="checkbox"/>

34. [Ask if (Q13 = "Yes, my spouse is currently activated" OR Q13 = "Yes, my spouse has been activated in the past 24 months but is not currently activated") AND (Q14 = "Yes, my spouse is currently deployed" OR Q14 = "Yes, my spouse has been deployed in the past 24 months but is not currently deployed")] **How helpful are unit-sponsored, deployment-related support activities/information for you and/or your family?**

- Extremely helpful
- Very helpful
- Somewhat helpful
- Slightly helpful
- Not at all helpful

In this survey, a "unit or Service point of contact" includes Family Readiness/Support Group, Key Volunteer, Ombudsman, etc.

35. [Ask if (Q13 = "Yes, my spouse is currently activated" OR Q13 = "Yes, my spouse has been activated in the past 24 months but is not currently activated") AND (Q14 = "Yes, my spouse is currently deployed" OR Q14 = "Yes, my spouse has been deployed in the past 24 months but is not currently deployed")] **For your spouse's most recent deployment, did you have a unit or Service point of contact for assistance while your spouse was away?**

- Yes
- No
- Don't know

36. [Ask if (Q13 = "Yes, my spouse is currently activated" OR Q13 = "Yes, my spouse has been activated in the past 24 months but is not currently activated") AND (Q14 = "Yes, my spouse is currently deployed" OR Q14 = "Yes, my spouse has been deployed in the past 24 months but is not currently deployed") AND Q35 = "Yes"] **How satisfied are you with the level of assistance you have received from the unit or Service point of contact?**

- Very satisfied
- Satisfied
- Neither satisfied nor dissatisfied
- Dissatisfied
- Very dissatisfied
- Does not apply, I did not interact with the unit or Service point of contact

37. [Ask if (Q13 = "Yes, my spouse is currently activated" OR Q13 = "Yes, my spouse has been activated in the past 24 months but is not currently activated") AND (Q14 = "Yes, my spouse is currently deployed" OR Q14 = "Yes, my spouse has been deployed in the past 24 months but is not currently deployed")] **If the military had provided the following, would you and/or your family have been better supported during your spouse's deployment(s)? Mark one answer for each item.**

	Not applicable		
	No		
	Yes		
a. More phone contact with my spouse.....	<input checked="" type="checkbox"/>	<input checked="" type="checkbox"/>	<input checked="" type="checkbox"/>
b. More phone contact with my spouse's unit	<input checked="" type="checkbox"/>	<input checked="" type="checkbox"/>	<input checked="" type="checkbox"/>

	Not applicable		
	No		
	Yes		
c. More details about my spouse's deployment	<input checked="" type="checkbox"/>	<input checked="" type="checkbox"/>	<input checked="" type="checkbox"/>
d. Child care	<input checked="" type="checkbox"/>	<input checked="" type="checkbox"/>	<input checked="" type="checkbox"/>
e. Videoconferencing with my spouse	<input checked="" type="checkbox"/>	<input checked="" type="checkbox"/>	<input checked="" type="checkbox"/>
f. Help with household repairs, yard work, or car maintenance	<input checked="" type="checkbox"/>	<input checked="" type="checkbox"/>	<input checked="" type="checkbox"/>
g. More activities/programs to prepare children for deployments	<input checked="" type="checkbox"/>	<input checked="" type="checkbox"/>	<input checked="" type="checkbox"/>
h. Increased pay	<input checked="" type="checkbox"/>	<input checked="" type="checkbox"/>	<input checked="" type="checkbox"/>
i. Help with understanding TRICARE health and dental benefits.....	<input checked="" type="checkbox"/>	<input checked="" type="checkbox"/>	<input checked="" type="checkbox"/>
j. Counseling services.....	<input checked="" type="checkbox"/>	<input checked="" type="checkbox"/>	<input checked="" type="checkbox"/>
k. Other.....	<input checked="" type="checkbox"/>	<input checked="" type="checkbox"/>	<input checked="" type="checkbox"/>

[Ask if (Q13 = "Yes, my spouse is currently activated" OR Q13 = "Yes, my spouse has been activated in the past 24 months but is not currently activated") AND (Q14 = "Yes, my spouse is currently deployed" OR Q14 = "Yes, my spouse has been deployed in the past 24 months but is not currently deployed") AND Q37 k = "Yes"] Please specify the other way(s) you and/or your family would have been better supported during your spouse's deployment(s).

38. [Ask if (Q13 = "Yes, my spouse is currently activated" OR Q13 = "Yes, my spouse has been activated in the past 24 months but is not currently activated") AND (Q14 = "Yes, my spouse is currently deployed" OR Q14 = "Yes, my spouse has been deployed in the past 24 months but is not currently deployed"))] Has your spouse returned home from a deployment in the **past 24 months**?

- Yes
- No

39. [Ask if (Q13 = "Yes, my spouse is currently activated" OR Q13 = "Yes, my spouse has been activated in the past 24 months but is not currently activated") AND (Q14 = "Yes, my spouse is currently deployed" OR Q14 = "Yes, my spouse has been deployed in the past 24 months but is not currently deployed") AND Q38 = "Yes"] After returning home from his/her most recent deployment, did **your spouse** receive reunion and reintegration support services from any of the following sources? **Mark one answer for each item.**

	Don't know		
	No		
	Yes		
a. Family Readiness/Support Group	<input checked="" type="checkbox"/>	<input checked="" type="checkbox"/>	<input checked="" type="checkbox"/>
b. Yellow Ribbon Reintegration Program	<input checked="" type="checkbox"/>	<input checked="" type="checkbox"/>	<input checked="" type="checkbox"/>
c. Military OneSource	<input checked="" type="checkbox"/>	<input checked="" type="checkbox"/>	<input checked="" type="checkbox"/>
d. Counseling services.....	<input checked="" type="checkbox"/>	<input checked="" type="checkbox"/>	<input checked="" type="checkbox"/>
e. Faith-based organization (e.g., church, synagogue, mosque).....	<input checked="" type="checkbox"/>	<input checked="" type="checkbox"/>	<input checked="" type="checkbox"/>
f. Services in your civilian community	<input checked="" type="checkbox"/>	<input checked="" type="checkbox"/>	<input checked="" type="checkbox"/>
g. Unit-sponsored program	<input checked="" type="checkbox"/>	<input checked="" type="checkbox"/>	<input checked="" type="checkbox"/>
h. Other military-sponsored program	<input checked="" type="checkbox"/>	<input checked="" type="checkbox"/>	<input checked="" type="checkbox"/>
i. Other program	<input checked="" type="checkbox"/>	<input checked="" type="checkbox"/>	<input checked="" type="checkbox"/>

[Ask if (Q13 = "Yes, my spouse is currently activated" OR Q13 = "Yes, my spouse has been activated in the past 24 months but is not currently activated") AND (Q14 = "Yes, my spouse is currently deployed" OR Q14 = "Yes, my spouse has been deployed in the past 24 months but is not currently deployed") AND (Q38 = "Yes") AND (Q39 h = "Yes" OR Q39 i = "Yes"))] Where did your spouse receive his/her other reunion and reintegration support?

40. [Ask if (Q13 = "Yes, my spouse is currently activated" OR Q13 = "Yes, my spouse has been activated in the past 24 months but is not currently activated") AND (Q14 = "Yes, my spouse is currently deployed" OR Q14 = "Yes, my spouse has been deployed in the past 24 months but is not currently deployed") AND Q38 = "Yes"] **After your spouse returned home from his/her most recent deployment, did you receive reunion and reintegration support services from any of the following sources? Mark one answer for each item.**

	Don't know		
	No		Yes
	Yes		
a. Family Readiness/Support Group.....	<input checked="" type="checkbox"/>	<input checked="" type="checkbox"/>	<input checked="" type="checkbox"/>
b. Yellow Ribbon Reintegration Program.....	<input checked="" type="checkbox"/>	<input checked="" type="checkbox"/>	<input checked="" type="checkbox"/>
c. Military OneSource	<input checked="" type="checkbox"/>	<input checked="" type="checkbox"/>	<input checked="" type="checkbox"/>
d. Counseling services.....	<input checked="" type="checkbox"/>	<input checked="" type="checkbox"/>	<input checked="" type="checkbox"/>
e. Faith-based organization (e.g., church, synagogue, mosque).....	<input checked="" type="checkbox"/>	<input checked="" type="checkbox"/>	<input checked="" type="checkbox"/>
f. Services in your civilian community	<input checked="" type="checkbox"/>	<input checked="" type="checkbox"/>	<input checked="" type="checkbox"/>
g. Unit-sponsored program	<input checked="" type="checkbox"/>	<input checked="" type="checkbox"/>	<input checked="" type="checkbox"/>
h. Other military-sponsored program	<input checked="" type="checkbox"/>	<input checked="" type="checkbox"/>	<input checked="" type="checkbox"/>
i. Other program	<input checked="" type="checkbox"/>	<input checked="" type="checkbox"/>	<input checked="" type="checkbox"/>

[Ask if (Q13 = "Yes, my spouse is currently activated" OR Q13 = "Yes, my spouse has been activated in the past 24 months but is not currently activated") AND (Q14 = "Yes, my spouse is currently deployed" OR Q14 = "Yes, my spouse has been deployed in the past 24 months but is not currently deployed") AND (Q38 = "Yes") AND (Q40 h = "Yes" OR Q40 i = "Yes")] **Where did you receive your other reunion and reintegration support?**

41. [Ask if (Q13 = "Yes, my spouse is currently activated" OR Q13 = "Yes, my spouse has been activated in the past 24 months but is not currently activated") AND (Q14 = "Yes, my spouse is currently deployed" OR Q14 = "Yes, my spouse has been deployed in the past 24 months but is not currently deployed") AND (Q38 = "Yes") AND (Q40 a = "Yes" OR Q40 b = "Yes" OR Q40 c = "Yes" OR Q40 d = "Yes" OR Q40 e = "Yes" OR Q40 f = "Yes" OR Q40 g = "Yes" OR Q40 h = "Yes" OR Q40 i = "Yes")] **How much do you agree or disagree that reunion and reintegration support helped... Mark one answer for each item.**

	Strongly disagree				
	Disagree				Agree
	Neither agree nor disagree			Strongly agree	
a. <u>You</u> deal with the effects of deployment-related stress?	<input checked="" type="checkbox"/>	<input checked="" type="checkbox"/>	<input checked="" type="checkbox"/>	<input checked="" type="checkbox"/>	<input checked="" type="checkbox"/>
b. <u>Your spouse</u> deal with the effects of deployment-related stress?	<input checked="" type="checkbox"/>	<input checked="" type="checkbox"/>	<input checked="" type="checkbox"/>	<input checked="" type="checkbox"/>	<input checked="" type="checkbox"/>

42. [Ask if (Q13 = "Yes, my spouse is currently activated" OR Q13 = "Yes, my spouse has been activated in the past 24 months but is not currently activated") AND (Q14 = "Yes, my spouse is currently deployed" OR Q14 = "Yes, my spouse has been deployed in the past 24 months but is not currently deployed") AND (Q38 = "Yes")] **Overall, how well do you think readjustment is going for... Mark one answer for each item.**

	Very poorly				
	Poorly				Well
	Neither well nor poorly			Very well	
a. You?	<input checked="" type="checkbox"/>	<input checked="" type="checkbox"/>	<input checked="" type="checkbox"/>	<input checked="" type="checkbox"/>	<input checked="" type="checkbox"/>
b. Your spouse?	<input checked="" type="checkbox"/>	<input checked="" type="checkbox"/>	<input checked="" type="checkbox"/>	<input checked="" type="checkbox"/>	<input checked="" type="checkbox"/>

EFFECT OF DEPLOYMENTS ON CHILDREN

43. [Ask if (Q13 = "Yes, my spouse is currently activated" OR Q13 = "Yes, my spouse has been activated in the past 24 months but is not currently activated") AND (Q14 = "Yes, my spouse is currently deployed" OR Q14 = "Yes, my spouse has been deployed in the past 24 months but is not currently deployed")] **During your spouse's most recent deployment, did you have any children ages 18 or under living with you either part-time or full-time?**

- Yes, one child
- Yes, more than one child
- No

44. [Ask if (Q13 = "Yes, my spouse is currently activated" OR Q13 = "Yes, my spouse has been activated in the past 24 months but is not currently activated") AND (Q14 = "Yes, my spouse is currently deployed" OR Q14 = "Yes, my spouse has been deployed in the past 24 months but is not currently deployed") AND (Q43 = "Yes, one child" OR Q43 = "Yes, more than one child")] **To what extent has your need for child care changed as a result of your spouse being deployed?**

- Does not apply, I have not used child care
- Greatly increased
- Increased
- Neither increased nor decreased
- Decreased
- Greatly decreased

If you have more than one child, please respond to the following questions for the one child who was most impacted by your spouse's deployment.

45. [Ask if (Q13 = "Yes, my spouse is currently activated" OR Q13 = "Yes, my spouse has been activated in the past 24 months but is not currently activated") AND (Q14 = "Yes, my spouse is currently deployed" OR Q14 = "Yes, my spouse has been deployed in the past 24 months but is not currently deployed") AND (Q43 = "Yes, one child" OR Q43 = "Yes, more than one child")] **What age was the child MOST impacted by your spouse's deployment? To indicate less than one year old, enter "0".**

Years

If you have more than one child, please respond to the following questions for the one child who was most impacted by your spouse's deployment.

46. [Ask if (Q13 = "Yes, my spouse is currently activated" OR Q13 = "Yes, my spouse has been activated in the past 24 months but is not currently activated") AND (Q14 = "Yes, my spouse is currently deployed" OR Q14 = "Yes, my spouse has been deployed in the past 24 months but is not currently deployed") AND (Q43 = "Yes, one child" OR Q43 = "Yes, more than one child")] **In response to your spouse's deployment, did your child experience any of the following behavior changes? Mark one answer for each item. Where your child's behavior did not change, please mark "No change."**

	Not applicable			
	Decreased			
	No change			
	Increased			
a. Academic performance.....	<input checked="" type="checkbox"/>	<input checked="" type="checkbox"/>	<input checked="" type="checkbox"/>	<input checked="" type="checkbox"/>
b. Level of independence.....	<input checked="" type="checkbox"/>	<input checked="" type="checkbox"/>	<input checked="" type="checkbox"/>	<input checked="" type="checkbox"/>
c. Level of responsibility (e.g., "stepping up").....	<input checked="" type="checkbox"/>	<input checked="" type="checkbox"/>	<input checked="" type="checkbox"/>	<input checked="" type="checkbox"/>
d. Problem behavior at home.....	<input checked="" type="checkbox"/>	<input checked="" type="checkbox"/>	<input checked="" type="checkbox"/>	<input checked="" type="checkbox"/>
e. Problem behavior at school.....	<input checked="" type="checkbox"/>	<input checked="" type="checkbox"/>	<input checked="" type="checkbox"/>	<input checked="" type="checkbox"/>
f. Other behavior(s).....	<input checked="" type="checkbox"/>	<input checked="" type="checkbox"/>	<input checked="" type="checkbox"/>	<input checked="" type="checkbox"/>

[Ask if (Q13 = "Yes, my spouse is currently activated" OR Q13 = "Yes, my spouse has been activated in the past 24 months but is not currently activated") AND (Q14 = "Yes, my spouse is currently deployed" OR Q14 = "Yes, my spouse has been deployed in the past 24 months but is not currently deployed") AND (Q43 = "Yes, one child" OR Q43 = "Yes, more than one child") AND (Q46 f = "Increased" OR Q46 f = "Decreased")] **Please specify the other behavior change(s) your child experienced in response to your spouse's deployment.**

If you have more than one child, please respond to the following questions for the one child who was most impacted by your spouse's deployment.

47. [Ask if (Q13 = "Yes, my spouse is currently activated" OR Q13 = "Yes, my spouse has been activated in the past 24 months but is not currently activated") AND (Q14 = "Yes, my spouse is currently deployed" OR Q14 = "Yes, my spouse has been deployed in the past 24 months but is not currently deployed") AND (Q43 = "Yes, one child" OR Q43 = "Yes, more than one child"))] **In response to your spouse's deployment, did your child experience any of the following emotional changes? Mark one answer for each item. Where your child did not change, please mark "No change."**

	Not applicable			
	Decreased			
	No change			
	Increased			
a. Degree of pride in having a military parent	<input checked="" type="checkbox"/>	<input checked="" type="checkbox"/>	<input checked="" type="checkbox"/>	<input checked="" type="checkbox"/>
b. Closeness to family members	<input checked="" type="checkbox"/>	<input checked="" type="checkbox"/>	<input checked="" type="checkbox"/>	<input checked="" type="checkbox"/>
c. Closeness to friends	<input checked="" type="checkbox"/>	<input checked="" type="checkbox"/>	<input checked="" type="checkbox"/>	<input checked="" type="checkbox"/>
d. Level of fear/anxiety	<input checked="" type="checkbox"/>	<input checked="" type="checkbox"/>	<input checked="" type="checkbox"/>	<input checked="" type="checkbox"/>
e. Level of distress over discussions of the war in the home, school, or media	<input checked="" type="checkbox"/>	<input checked="" type="checkbox"/>	<input checked="" type="checkbox"/>	<input checked="" type="checkbox"/>
f. Level of anger about my spouse's military requirements	<input checked="" type="checkbox"/>	<input checked="" type="checkbox"/>	<input checked="" type="checkbox"/>	<input checked="" type="checkbox"/>
g. Other emotional change(s)	<input checked="" type="checkbox"/>	<input checked="" type="checkbox"/>	<input checked="" type="checkbox"/>	<input checked="" type="checkbox"/>

[Ask if (Q13 = "Yes, my spouse is currently activated" OR Q13 = "Yes, my spouse has been activated in the past 24 months but is not currently activated") AND (Q14 = "Yes, my spouse is currently deployed" OR Q14 = "Yes, my spouse has been deployed in the past 24 months but is not currently deployed") AND (Q43 = "Yes, one child" OR Q43 = "Yes, more than one child") AND (Q47 g = "Increased" OR Q47 g = "Decreased"))] **Please specify the other emotional change(s) your child experienced in response to your spouse's deployment.**

[Ask if (Q13 = "Yes, my spouse is currently activated" OR Q13 = "Yes, my spouse has been activated in the past 24 months but is not currently activated") AND (Q14 = "Yes, my spouse is currently deployed" OR Q14 = "Yes, my spouse has been deployed in the past 24 months but is not currently deployed") AND (Q43 = "Yes, one child" OR Q43 = "Yes, more than one child") AND ((Any Q46 a - g = "Increased" OR "Decreased") OR (Any Q47 a - g = "Increased" OR "Decreased"))] **What change(s) concern(s) you most about your child?**

If you have more than one child, please respond to the following questions for the one child who was most impacted by your spouse's deployment.

48. [Ask if (Q13 = "Yes, my spouse is currently activated" OR Q13 = "Yes, my spouse has been activated in the past 24 months but is not currently activated") AND (Q14 = "Yes, my spouse is currently deployed" OR Q14 = "Yes, my spouse has been deployed in the past 24 months but is not currently deployed") AND (Q43 = "Yes, one child" OR Q43 = "Yes, more than one child"))] **How important are the following in your child's ability to cope with deployments? Mark one answer for each item.**

	Not applicable					
	Not important					
	Somewhat important					
	Moderately important					
	Important					
	Very important					
a. Communication with the deployed parent	<input checked="" type="checkbox"/>	<input checked="" type="checkbox"/>	<input checked="" type="checkbox"/>	<input checked="" type="checkbox"/>	<input checked="" type="checkbox"/>	<input checked="" type="checkbox"/>
b. My ability to maintain a stable household routine	<input checked="" type="checkbox"/>	<input checked="" type="checkbox"/>	<input checked="" type="checkbox"/>	<input checked="" type="checkbox"/>	<input checked="" type="checkbox"/>	<input checked="" type="checkbox"/>
c. My support for the deployment	<input checked="" type="checkbox"/>	<input checked="" type="checkbox"/>	<input checked="" type="checkbox"/>	<input checked="" type="checkbox"/>	<input checked="" type="checkbox"/>	<input checked="" type="checkbox"/>
d. Family member support for the deployment	<input checked="" type="checkbox"/>	<input checked="" type="checkbox"/>	<input checked="" type="checkbox"/>	<input checked="" type="checkbox"/>	<input checked="" type="checkbox"/>	<input checked="" type="checkbox"/>
e. Caregiver/teacher reaction to the deployment	<input checked="" type="checkbox"/>	<input checked="" type="checkbox"/>	<input checked="" type="checkbox"/>	<input checked="" type="checkbox"/>	<input checked="" type="checkbox"/>	<input checked="" type="checkbox"/>
f. Limited exposure to media coverage of the war	<input checked="" type="checkbox"/>	<input checked="" type="checkbox"/>	<input checked="" type="checkbox"/>	<input checked="" type="checkbox"/>	<input checked="" type="checkbox"/>	<input checked="" type="checkbox"/>

	Not applicable					
	Not important					
	Somewhat important					
	Moderately important					
	Important					
	Very important					
g. Having friends or classmates who have had a parent deployed.....	<input checked="" type="checkbox"/>	<input checked="" type="checkbox"/>	<input checked="" type="checkbox"/>	<input checked="" type="checkbox"/>	<input checked="" type="checkbox"/>	<input checked="" type="checkbox"/>
h. Geographic stability (e.g., no relocations, changes in schools).....	<input checked="" type="checkbox"/>	<input checked="" type="checkbox"/>	<input checked="" type="checkbox"/>	<input checked="" type="checkbox"/>	<input checked="" type="checkbox"/>	<input checked="" type="checkbox"/>
i. Temporary reunions with the deployed parent (R&R time).....	<input checked="" type="checkbox"/>	<input checked="" type="checkbox"/>	<input checked="" type="checkbox"/>	<input checked="" type="checkbox"/>	<input checked="" type="checkbox"/>	<input checked="" type="checkbox"/>
j. Support from teachers and school administrators.....	<input checked="" type="checkbox"/>	<input checked="" type="checkbox"/>	<input checked="" type="checkbox"/>	<input checked="" type="checkbox"/>	<input checked="" type="checkbox"/>	<input checked="" type="checkbox"/>
k. Church or religious activities and/or support.....	<input checked="" type="checkbox"/>	<input checked="" type="checkbox"/>	<input checked="" type="checkbox"/>	<input checked="" type="checkbox"/>	<input checked="" type="checkbox"/>	<input checked="" type="checkbox"/>
l. Extracurricular activities.....	<input checked="" type="checkbox"/>	<input checked="" type="checkbox"/>	<input checked="" type="checkbox"/>	<input checked="" type="checkbox"/>	<input checked="" type="checkbox"/>	<input checked="" type="checkbox"/>
m. Programs or services for children of deployed parents.....	<input checked="" type="checkbox"/>	<input checked="" type="checkbox"/>	<input checked="" type="checkbox"/>	<input checked="" type="checkbox"/>	<input checked="" type="checkbox"/>	<input checked="" type="checkbox"/>
n. Counseling services.....	<input checked="" type="checkbox"/>	<input checked="" type="checkbox"/>	<input checked="" type="checkbox"/>	<input checked="" type="checkbox"/>	<input checked="" type="checkbox"/>	<input checked="" type="checkbox"/>
o. Other.....	<input checked="" type="checkbox"/>	<input checked="" type="checkbox"/>	<input checked="" type="checkbox"/>	<input checked="" type="checkbox"/>	<input checked="" type="checkbox"/>	<input checked="" type="checkbox"/>

[Ask if (Q13 = "Yes, my spouse is currently activated" OR Q13 = "Yes, my spouse has been activated in the past 24 months but is not currently activated") AND (Q14 = "Yes, my spouse is currently deployed" OR Q14 = "Yes, my spouse has been deployed in the past 24 months but is not currently deployed") AND (Q43 = "Yes, one child" OR Q43 = "Yes, more than one child") AND (Q48 m = "Very important" OR Q48 m = "Important" OR Q48 m = "Moderately important" OR Q48 m = "Somewhat important")] **Please tell us about the programs or services for children of deployed parents that were important to your child's ability to cope with deployments.**

[Ask if (Q13 = "Yes, my spouse is currently activated" OR Q13 = "Yes, my spouse has been activated in the past 24 months but is not currently activated") AND (Q14 = "Yes, my spouse is currently deployed" OR Q14 = "Yes, my spouse has been deployed in the past 24 months but is not currently deployed") AND (Q43 = "Yes, one child" OR Q43 = "Yes, more than one child") AND (Q48 o = "Very important" OR Q48 o = "Important" OR Q48 o = "Moderately important" OR Q48 o = "Somewhat important")] **Please specify the other factor(s) important to your child's ability to cope with deployments.**

If you have more than one child, please respond to the following questions for the one child who was most impacted by your spouse's deployment.

49. [Ask if (Q13 = "Yes, my spouse is currently activated" OR Q13 = "Yes, my spouse has been activated in the past 24 months but is not currently activated") AND (Q14 = "Yes, my spouse is currently deployed" OR Q14 = "Yes, my spouse has been deployed in the past 24 months but is not currently deployed") AND (Q43 = "Yes, one child" OR Q43 = "Yes, more than one child")] **During your spouse's most recent deployment, was your child able to continue participating in normally scheduled activities (e.g., sports, music lessons, clubs)?**

- Does not apply
- Yes
- No

If you have more than one child, please respond to the following questions for the one child who was most impacted by your spouse's deployment.

50. [Ask if (Q13 = "Yes, my spouse is currently activated" OR Q13 = "Yes, my spouse has been activated in the past 24 months but is not currently activated") AND (Q14 = "Yes, my spouse is currently deployed" OR Q14 = "Yes, my spouse has been deployed in the past 24 months but is not currently deployed") AND (Q43 = "Yes, one child" OR Q43 = "Yes, more than one child")] **How well has your child... Mark one answer for each item.**

	Very well	Well	Neither well nor poorly	Poorly	Very poorly	Not applicable
a. Coped with your spouse's deployment?	<input checked="" type="checkbox"/>	<input checked="" type="checkbox"/>	<input checked="" type="checkbox"/>	<input checked="" type="checkbox"/>	<input checked="" type="checkbox"/>	<input checked="" type="checkbox"/>
b. Been able to stay connected to your spouse given deployment separations?	<input checked="" type="checkbox"/>	<input checked="" type="checkbox"/>	<input checked="" type="checkbox"/>	<input checked="" type="checkbox"/>	<input checked="" type="checkbox"/>	<input checked="" type="checkbox"/>
c. Been able to reconnect with your spouse after your spouse returned home from deployment?	<input checked="" type="checkbox"/>	<input checked="" type="checkbox"/>	<input checked="" type="checkbox"/>	<input checked="" type="checkbox"/>	<input checked="" type="checkbox"/>	<input checked="" type="checkbox"/>

If you have more than one child, please respond to the following questions for the one child who was most impacted by your spouse's deployment.

51. [Ask if (Q13 = "Yes, my spouse is currently activated" OR Q13 = "Yes, my spouse has been activated in the past 24 months but is not currently activated") AND (Q14 = "Yes, my spouse is currently deployed" OR Q14 = "Yes, my spouse has been deployed in the past 24 months but is not currently deployed") AND (Q43 = "Yes, one child" OR Q43 = "Yes, more than one child")] **How often did your child do the following to cope with your spouse's deployment? Mark one answer for each item.**

	Not at all	Sometimes	A lot of the time	Almost all the time	Don't know
a. Tried to feel better by spending time with others (e.g., family, friends)	<input checked="" type="checkbox"/>	<input checked="" type="checkbox"/>	<input checked="" type="checkbox"/>	<input checked="" type="checkbox"/>	<input checked="" type="checkbox"/>
b. Did something else to forget about the deployment (e.g., watched TV, played a game).....	<input checked="" type="checkbox"/>	<input checked="" type="checkbox"/>	<input checked="" type="checkbox"/>	<input checked="" type="checkbox"/>	<input checked="" type="checkbox"/>
c. Stayed by him/herself	<input checked="" type="checkbox"/>	<input checked="" type="checkbox"/>	<input checked="" type="checkbox"/>	<input checked="" type="checkbox"/>	<input checked="" type="checkbox"/>
d. Kept quiet about the deployment	<input checked="" type="checkbox"/>	<input checked="" type="checkbox"/>	<input checked="" type="checkbox"/>	<input checked="" type="checkbox"/>	<input checked="" type="checkbox"/>
e. Tried to see the good side of the deployment	<input checked="" type="checkbox"/>	<input checked="" type="checkbox"/>	<input checked="" type="checkbox"/>	<input checked="" type="checkbox"/>	<input checked="" type="checkbox"/>
f. Yelled, screamed, or got mad.....	<input checked="" type="checkbox"/>	<input checked="" type="checkbox"/>	<input checked="" type="checkbox"/>	<input checked="" type="checkbox"/>	<input checked="" type="checkbox"/>
g. Tried not to get upset.....	<input checked="" type="checkbox"/>	<input checked="" type="checkbox"/>	<input checked="" type="checkbox"/>	<input checked="" type="checkbox"/>	<input checked="" type="checkbox"/>
h. Wished the deployment had never happened.....	<input checked="" type="checkbox"/>	<input checked="" type="checkbox"/>	<input checked="" type="checkbox"/>	<input checked="" type="checkbox"/>	<input checked="" type="checkbox"/>
i. Wished he/she could make things different.....	<input checked="" type="checkbox"/>	<input checked="" type="checkbox"/>	<input checked="" type="checkbox"/>	<input checked="" type="checkbox"/>	<input checked="" type="checkbox"/>
j. Other coping strategy.....	<input checked="" type="checkbox"/>	<input checked="" type="checkbox"/>	<input checked="" type="checkbox"/>	<input checked="" type="checkbox"/>	<input checked="" type="checkbox"/>

[Ask if (Q13 = "Yes, my spouse is currently activated" OR Q13 = "Yes, my spouse has been activated in the past 24 months but is not currently activated") AND (Q14 = "Yes, my spouse is currently deployed" OR Q14 = "Yes, my spouse has been deployed in the past 24 months but is not currently deployed") AND (Q43 = "Yes, one child" OR Q43 = "Yes, more than one child") AND (Q51 j = "Sometimes" OR Q51 j = "A lot of the time" OR Q51 j = "Almost all the time")] **Please specify what other coping strategy your child used.**

ACTIVATION/DEPLOYMENT EXPECTATIONS

52. [Ask if (Q13 = "Yes, my spouse is currently activated" OR Q13 = "Yes, my spouse has been activated in the past 24 months but is not currently activated") AND (Q14 = "Yes, my spouse is currently deployed" OR Q14 = "Yes, my spouse has been deployed in the past 24 months but is not currently deployed")] In the past 24 months, has your spouse had... **Mark "Yes" or "No" for each item.**

	Yes	No
a. The length of an activation/deployment extended?	<input checked="" type="checkbox"/>	<input checked="" type="checkbox"/>
b. The length of an activation/deployment reduced?	<input checked="" type="checkbox"/>	<input checked="" type="checkbox"/>
c. To leave for an activation/deployment sooner than expected?	<input checked="" type="checkbox"/>	<input checked="" type="checkbox"/>
d. Less time at home between activations/deployments than expected?	<input checked="" type="checkbox"/>	<input checked="" type="checkbox"/>

53. Overall, how well prepared are you for future deployments?

- Very well prepared
- Well prepared
- Neither well nor poorly prepared
- Poorly prepared
- Very poorly prepared

54. Have you and/or your spouse taken the following steps to prepare for deployments? **Mark one answer for each item.**

	Yes	No	Don't know
a. Ensured I have money for rent (or mortgage), food, and living expenses (e.g., set up an allotment, joint accounts)	<input checked="" type="checkbox"/>	<input checked="" type="checkbox"/>	<input checked="" type="checkbox"/>
b. Developed a financial plan to meet emergencies	<input checked="" type="checkbox"/>	<input checked="" type="checkbox"/>	<input checked="" type="checkbox"/>

FEELINGS ABOUT THE NATIONAL GUARD/RESERVE

55. Overall, how satisfied are you with the National Guard/Reserve way of life?

- Very satisfied
- Satisfied
- Neither satisfied nor dissatisfied
- Dissatisfied
- Very dissatisfied

56. What is your overall attitude toward your spouse's participation in the National Guard/Reserve?

- Very favorable
- Somewhat favorable
- Neither favorable nor unfavorable
- Somewhat unfavorable
- Very unfavorable

57. How has your support for your spouse's decision about staying in the National Guard/Reserve changed in the past year?

- Greatly increased
- Somewhat increased
- Has not changed
- Somewhat decreased
- Greatly decreased

58. Which of the following has had the greatest impact on your view of your spouse's participation in the National Guard/Reserve? **Mark one.**

- Effect on family life
- Effect on work life (i.e., civilian employment)
- Time spent on National Guard/Reserve duties/activities
- Effect on my spouse's outlook on life
- Image attached to the military
- Income change
- Activations/deployments
- Other

[Ask if Q58 = "Other"] Please specify what had the **greatest** impact on your view of your spouse's participation in the National Guard/Reserve.

[Ask if Q58 = "Effect on family life" OR Q58 = "Effect on work life (i.e., civilian employment)" OR Q58 = "Time spent on National Guard/Reserve duties/activities" OR Q58 = "Effect on your spouse's outlook on life" OR Q58 = "Image attached to the military" OR Q58 = "Income change" OR Q58 = "Activations/deployments" OR Q58 = "Other"] Please explain whether this has had a positive or negative impact on your view of your spouse's participation in the National Guard/Reserve.

59. In the **past 12 months**, has your spouse spent more or less time away from home, because of National Guard/Reserve duties, than you would expect for an **average 12 month period**?

- Much more than expected
- More than expected
- Neither more nor less than expected
- Less than expected
- Much less than expected

60. What impact has your spouse's time away (or lack thereof) from home in the **past 12 months** had on your support for your spouse's National Guard/Reserve career?

- Greatly increased my support
- Somewhat increased my support
- Neither increased nor decreased my support
- Somewhat decreased my support
- Greatly decreased my support

61. If your spouse's future military participation requires long or frequent activations/deployments, how likely is it that you will support your spouse staying in the National Guard/Reserve (assuming that he/she can stay)?

- Very likely
- Likely
- Neither likely nor unlikely
- Unlikely
- Very unlikely

62. Compared to **12 months ago**, how often do you and your spouse have problems in your personal relationship?

- Much more often
- More often
- About the same
- Less often
- Much less often

63. How much do you agree or disagree with each of the following statements? **Mark one answer for each item.**

	Strongly disagree				
	Disagree				
	Neither agree nor disagree				
	Agree				
	Strongly agree				
a. Being a National Guard/Reserve spouse fulfills most of the important needs I look for in my life.	<input checked="" type="checkbox"/>	<input checked="" type="checkbox"/>	<input checked="" type="checkbox"/>	<input checked="" type="checkbox"/>	<input checked="" type="checkbox"/>
b. Being a National Guard/Reserve spouse is ideal for me.....	<input checked="" type="checkbox"/>	<input checked="" type="checkbox"/>	<input checked="" type="checkbox"/>	<input checked="" type="checkbox"/>	<input checked="" type="checkbox"/>
c. Being a National Guard/Reserve spouse is consistent with my personal goals.....	<input checked="" type="checkbox"/>	<input checked="" type="checkbox"/>	<input checked="" type="checkbox"/>	<input checked="" type="checkbox"/>	<input checked="" type="checkbox"/>
d. I am proud to tell others that I am married to a National Guard/Reserve member.....	<input checked="" type="checkbox"/>	<input checked="" type="checkbox"/>	<input checked="" type="checkbox"/>	<input checked="" type="checkbox"/>	<input checked="" type="checkbox"/>

WELL-BEING

64. In the past month, how often have you... *Mark one answer for each item.*

	Very often	Fairly often	Sometimes	Almost never	Never
a. Felt that you were unable to control the important things in your life?.....	<input checked="" type="checkbox"/>	<input checked="" type="checkbox"/>	<input checked="" type="checkbox"/>	<input checked="" type="checkbox"/>	<input checked="" type="checkbox"/>
b. Felt confident about your ability to handle your personal problems?.....	<input checked="" type="checkbox"/>	<input checked="" type="checkbox"/>	<input checked="" type="checkbox"/>	<input checked="" type="checkbox"/>	<input checked="" type="checkbox"/>
c. Felt that things were going your way?	<input checked="" type="checkbox"/>	<input checked="" type="checkbox"/>	<input checked="" type="checkbox"/>	<input checked="" type="checkbox"/>	<input checked="" type="checkbox"/>
d. Felt difficulties were piling up so high that you could not overcome them?	<input checked="" type="checkbox"/>	<input checked="" type="checkbox"/>	<input checked="" type="checkbox"/>	<input checked="" type="checkbox"/>	<input checked="" type="checkbox"/>

65. Overall, how would you rate the current level of stress in your personal life?

- Much less than usual
- Less than usual
- About the same as usual
- More than usual
- Much more than usual

66. Over the past 30 days, have you been bothered by the following problems? *Mark one answer for each item.*

	Nearly every day	More than half the days	Several days	Not at all
a. Little interest or pleasure in doing things	<input checked="" type="checkbox"/>	<input checked="" type="checkbox"/>	<input checked="" type="checkbox"/>	<input checked="" type="checkbox"/>
b. Feeling down, depressed, or hopeless	<input checked="" type="checkbox"/>	<input checked="" type="checkbox"/>	<input checked="" type="checkbox"/>	<input checked="" type="checkbox"/>
c. Trouble falling or staying asleep, or sleeping too much.....	<input checked="" type="checkbox"/>	<input checked="" type="checkbox"/>	<input checked="" type="checkbox"/>	<input checked="" type="checkbox"/>
d. Feeling tired or having little energy.....	<input checked="" type="checkbox"/>	<input checked="" type="checkbox"/>	<input checked="" type="checkbox"/>	<input checked="" type="checkbox"/>
e. Poor appetite or overeating	<input checked="" type="checkbox"/>	<input checked="" type="checkbox"/>	<input checked="" type="checkbox"/>	<input checked="" type="checkbox"/>
f. Feeling bad about yourself—or that you are a failure or have let yourself or your family down	<input checked="" type="checkbox"/>	<input checked="" type="checkbox"/>	<input checked="" type="checkbox"/>	<input checked="" type="checkbox"/>

	Nearly every day	More than half the days	Several days	Not at all
g. Trouble concentrating on things, such as reading the newspaper or watching television.....	<input checked="" type="checkbox"/>	<input checked="" type="checkbox"/>	<input checked="" type="checkbox"/>	<input checked="" type="checkbox"/>
h. Moving or speaking so slowly that other people could have noticed. Or the opposite—being so fidgety or restless that you have been moving around a lot more than usual	<input checked="" type="checkbox"/>	<input checked="" type="checkbox"/>	<input checked="" type="checkbox"/>	<input checked="" type="checkbox"/>

67. During the past 4 weeks, how often did you feel... *Mark one answer for each item.*

	All of the time	Most of the time	Some of the time	Little of the time	None of the time
a. So sad that nothing could cheer you up?	<input checked="" type="checkbox"/>	<input checked="" type="checkbox"/>	<input checked="" type="checkbox"/>	<input checked="" type="checkbox"/>	<input checked="" type="checkbox"/>
b. Nervous?	<input checked="" type="checkbox"/>	<input checked="" type="checkbox"/>	<input checked="" type="checkbox"/>	<input checked="" type="checkbox"/>	<input checked="" type="checkbox"/>
c. Restless or fidgety?	<input checked="" type="checkbox"/>	<input checked="" type="checkbox"/>	<input checked="" type="checkbox"/>	<input checked="" type="checkbox"/>	<input checked="" type="checkbox"/>
d. Hopeless?.....	<input checked="" type="checkbox"/>	<input checked="" type="checkbox"/>	<input checked="" type="checkbox"/>	<input checked="" type="checkbox"/>	<input checked="" type="checkbox"/>
e. That everything was an effort?.....	<input checked="" type="checkbox"/>	<input checked="" type="checkbox"/>	<input checked="" type="checkbox"/>	<input checked="" type="checkbox"/>	<input checked="" type="checkbox"/>
f. Worthless?.....	<input checked="" type="checkbox"/>	<input checked="" type="checkbox"/>	<input checked="" type="checkbox"/>	<input checked="" type="checkbox"/>	<input checked="" type="checkbox"/>

68. Which of the following best describes the financial condition of you and your spouse?

- Very comfortable and secure
- Able to make ends meet without much difficulty
- Occasionally have some difficulty making ends meet
- Tough to make ends meet but keeping your head above water
- In over your head

MEDICAL/DENTAL COVERAGE

69. Was your spouse TRICARE eligible in the past 24 months?

- Yes
- No

70. [Ask if Q69 = "Yes"] Have you or your family used TRICARE or civilian medical benefits in the past 24 months?

- Yes, used both TRICARE and civilian medical benefits
- Yes, used only TRICARE
- Yes, used only civilian medical benefits
- No

71. [Ask if Q69 = "Yes" AND Q70 = "Yes, used both TRICARE and civilian medical benefits"] How do the following aspects of your or your family's TRICARE medical coverage compare to what is available in the civilian world? *Mark one answer for each item.*

Much better in civilian plans				
Better in civilian plans				
No difference				
Better in TRICARE				
Much better in TRICARE				
a. Understanding benefits	<input checked="" type="checkbox"/>	<input checked="" type="checkbox"/>	<input checked="" type="checkbox"/>	<input checked="" type="checkbox"/>
b. Obtaining assistance when questions or problems arise	<input checked="" type="checkbox"/>	<input checked="" type="checkbox"/>	<input checked="" type="checkbox"/>	<input checked="" type="checkbox"/>
c. Out-of-pocket cost for care	<input checked="" type="checkbox"/>	<input checked="" type="checkbox"/>	<input checked="" type="checkbox"/>	<input checked="" type="checkbox"/>
d. Professionalism/"bedside manner" of physicians and other medical providers.....	<input checked="" type="checkbox"/>	<input checked="" type="checkbox"/>	<input checked="" type="checkbox"/>	<input checked="" type="checkbox"/>
e. Availability of medical providers	<input checked="" type="checkbox"/>	<input checked="" type="checkbox"/>	<input checked="" type="checkbox"/>	<input checked="" type="checkbox"/>
f. Availability of specialists	<input checked="" type="checkbox"/>	<input checked="" type="checkbox"/>	<input checked="" type="checkbox"/>	<input checked="" type="checkbox"/>
g. Ability to get appointments.....	<input checked="" type="checkbox"/>	<input checked="" type="checkbox"/>	<input checked="" type="checkbox"/>	<input checked="" type="checkbox"/>
h. Waiting time in the clinic	<input checked="" type="checkbox"/>	<input checked="" type="checkbox"/>	<input checked="" type="checkbox"/>	<input checked="" type="checkbox"/>
i. Administrative requirements (e.g., claims, paperwork, approvals)	<input checked="" type="checkbox"/>	<input checked="" type="checkbox"/>	<input checked="" type="checkbox"/>	<input checked="" type="checkbox"/>
j. Quality of care.....	<input checked="" type="checkbox"/>	<input checked="" type="checkbox"/>	<input checked="" type="checkbox"/>	<input checked="" type="checkbox"/>
k. Overall	<input checked="" type="checkbox"/>	<input checked="" type="checkbox"/>	<input checked="" type="checkbox"/>	<input checked="" type="checkbox"/>

72. [Ask if Q69 = "Yes"] Have you or your family used TRICARE Dental Program or civilian dental plan in the past 24 months?

- Yes, used both TRICARE Dental Program and a civilian dental plan
- Yes, used only TRICARE Dental Program
- Yes, used only a civilian dental plan
- No

73. [Ask if Q69 = "Yes" AND Q72 = "Yes, used both TRICARE Dental Program and a civilian dental plan"] How do the following aspects of your or your family's TRICARE dental coverage compare to what is available in the civilian world? *Mark one answer for each item.*

Much better in civilian plans				
Better in civilian plans				
No difference				
Better in TRICARE				
Much better in TRICARE				
a. Understanding benefits	<input checked="" type="checkbox"/>	<input checked="" type="checkbox"/>	<input checked="" type="checkbox"/>	<input checked="" type="checkbox"/>
b. Obtaining assistance when questions or problems arise	<input checked="" type="checkbox"/>	<input checked="" type="checkbox"/>	<input checked="" type="checkbox"/>	<input checked="" type="checkbox"/>
c. Out-of-pocket cost for care.....	<input checked="" type="checkbox"/>	<input checked="" type="checkbox"/>	<input checked="" type="checkbox"/>	<input checked="" type="checkbox"/>
d. Professionalism/"bedside manner" of dentists and other dental providers	<input checked="" type="checkbox"/>	<input checked="" type="checkbox"/>	<input checked="" type="checkbox"/>	<input checked="" type="checkbox"/>
e. Availability of dental providers	<input checked="" type="checkbox"/>	<input checked="" type="checkbox"/>	<input checked="" type="checkbox"/>	<input checked="" type="checkbox"/>
f. Availability of specialists	<input checked="" type="checkbox"/>	<input checked="" type="checkbox"/>	<input checked="" type="checkbox"/>	<input checked="" type="checkbox"/>
g. Ability to get appointments.....	<input checked="" type="checkbox"/>	<input checked="" type="checkbox"/>	<input checked="" type="checkbox"/>	<input checked="" type="checkbox"/>
h. Waiting time in the clinic	<input checked="" type="checkbox"/>	<input checked="" type="checkbox"/>	<input checked="" type="checkbox"/>	<input checked="" type="checkbox"/>
i. Administrative requirements (e.g., claims, paperwork, approvals)	<input checked="" type="checkbox"/>	<input checked="" type="checkbox"/>	<input checked="" type="checkbox"/>	<input checked="" type="checkbox"/>
j. Quality of care.....	<input checked="" type="checkbox"/>	<input checked="" type="checkbox"/>	<input checked="" type="checkbox"/>	<input checked="" type="checkbox"/>
k. Overall	<input checked="" type="checkbox"/>	<input checked="" type="checkbox"/>	<input checked="" type="checkbox"/>	<input checked="" type="checkbox"/>

INTERNET COMMUNICATIONS

74. Do you participate in any online communities (e.g., Facebook, MySpace, blogs)?

- Yes
- No

75. Are you interested in blogging with other military spouses about experiences of being a National Guard/Reserve spouse?

- Yes
- No

EMPLOYMENT

76. Are you currently serving in the military? *Mark one.*

- Yes, on active duty (not a member of the National Guard/Reserve)
- Yes, as a member of the National Guard or Reserve in a full-time active duty program (AGR/FTS/AR)
- Yes, as a traditional National Guard/Reserve member (e.g., drilling unit, IMA, IRR)
- No

77. [Ask if Q76 = "Yes, as a traditional National Guard/Reserve member (e.g., drilling unit, IMA, IRR)" OR Q76 = "No" OR Q76 = missing] **Does anyone in your household have a business or a farm?**

- Yes
- No

78. [Ask if Q76 = "Yes, as a traditional National Guard/Reserve member (e.g., drilling unit, IMA, IRR)" OR Q76 = "No" OR Q76 = missing] **Last week, did you do any work for pay or profit?**

- Yes
- No

79. [Ask if (Q76 = "Yes, as a traditional National Guard/Reserve member (e.g., drilling unit, IMA, IRR)" OR Q76 = "No" OR Q76 = missing) AND Q77 = "Yes" AND Q78 = "No"] **Last week, did you do any unpaid work in the family business or farm?**

- Yes
- No

80. [Ask if (Q76 = "Yes, as a traditional National Guard/Reserve member (e.g., drilling unit, IMA, IRR)" OR Q76 = "No" OR Q76 = missing) AND Q77 = "Yes" AND Q78 = "No" AND Q79 = "Yes"] **Last week, how many unpaid hours did you actually work at the household business or farm?**

Hours

81. [Ask if (Q76 = "Yes, as a traditional National Guard/Reserve member (e.g., drilling unit, IMA, IRR)" OR Q76 = "No" OR Q76 = missing) AND ((Q77 = "No" OR Q77 = missing) AND Q78 = "No") OR (Q77 = "Yes" AND Q78 = "No" AND Q79 = "Yes" AND Q80 LT 15) OR (Q77 = "Yes" AND Q78 = "No" AND Q79 = "No"))] **Last week, did you have a job, either full-time or part-time? Include any job from which you were temporarily absent.**

- Yes
- No

82. [Ask if (Q76 = "Yes, as a traditional National Guard/Reserve member (e.g., drilling unit, IMA, IRR)" OR Q76 = "No" OR Q76 = missing) AND Q81 = "No"] **Last week, were you on layoff from a job?**

- Yes
- No

83. [Ask if (Q76 = "Yes, as a traditional National Guard/Reserve member (e.g., drilling unit, IMA, IRR)" OR Q76 = "No" OR Q76 = missing) AND (Q81 = "Yes" OR (Q77 = "Yes" AND Q78 = "No" AND Q79 = "No" AND Q81 = "No"))] **What was the main reason you were absent from work last week? Mark one.**

- On layoff (temporary or indefinite)
- Slack work/business conditions
- Waiting for a new job to begin
- Vacation/personal days
- Own illness/injury/medical problems
- Child care problems
- Other family/personal obligation
- Maternity/paternity leave
- Labor dispute
- Weather affected job
- School/training
- Civic/military duty
- Do not work in the business
- Other

[Ask if (Q76 = "Yes, as a traditional National Guard/Reserve member (e.g., drilling unit, IMA, IRR)" OR Q76 = "No" OR Q76 = missing) AND (Q81 = "Yes" OR (Q77 = "Yes" AND Q78 = "No" AND Q79 = "No" AND Q81 = "No")) AND Q83 = "Other"] **Please specify the main reason you were absent from work last week.**

84. [Ask if (Q76 = "Yes, as a traditional National Guard/Reserve member (e.g., drilling unit, IMA, IRR)" OR Q76 = "No" OR Q76 = missing) AND ((Q81 = "No" AND Q82 = "Yes") OR (Q81 = "Yes" AND (Q83 = "On layoff" OR Q83 = "Slack work/business conditions")))] **Has your employer given you a date to return to work?**

- Yes
- No

85. [Ask if (Q76 = "Yes, as a traditional National Guard/Reserve member (e.g., drilling unit, IMA, IRR)" OR Q76 = "No" OR Q76 = missing) AND ((Q81 = "No" AND Q82 = "Yes") OR (Q81 = "Yes" AND (Q83 = "On layoff" OR Q83 = "Slack work/business conditions")))] AND Q84 = "No"] **Have you been given any indication that you will be recalled to work within the next 6 months?**

- Yes
- No

86. [Ask if (Q76 = "Yes, as a traditional National Guard/Reserve member (e.g., drilling unit, IMA, IRR)" OR Q76 = "No" OR Q76 = missing) AND ((Q81 = "No" AND (Q82 = "No" OR (Q82 = "Yes" AND Q84 = "No" AND Q85 = "No"))) OR (Q81 = "Yes" AND (Q83 = "On layoff" OR Q83 = "Slack work/business conditions") AND Q84 = "No" AND Q85 = "No") OR (Q83 = "Waiting for a new job to begin" OR Q83 = "Do not work in the business")))] **Have you been doing anything to find work during the last 4 weeks?**

- Yes
- No

87. [Ask if (Q76 = "Yes, as a traditional National Guard/Reserve member (e.g., drilling unit, IMA, IRR)" OR Q76 = "No" OR Q76 = missing) AND Q86 = "Yes"] **What are all of the things you have done to find work during the last 4 weeks? Mark "Yes" or "No" for each item.**

	Yes	No
a. Contacted employer directly/interview	<input checked="" type="checkbox"/>	<input checked="" type="checkbox"/>

	Yes	No
b. Contacted public employment agency	<input checked="" type="checkbox"/>	<input checked="" type="checkbox"/>
c. Contacted private employment agency	<input checked="" type="checkbox"/>	<input checked="" type="checkbox"/>
d. Contacted friends or relatives	<input checked="" type="checkbox"/>	<input checked="" type="checkbox"/>
e. Contacted school/university employment center	<input checked="" type="checkbox"/>	<input checked="" type="checkbox"/>
f. Sent out resumes/filled out applications	<input checked="" type="checkbox"/>	<input checked="" type="checkbox"/>
g. Checked union/professional registers	<input checked="" type="checkbox"/>	<input checked="" type="checkbox"/>
h. Placed or answered ads	<input checked="" type="checkbox"/>	<input checked="" type="checkbox"/>
i. Looked at ads	<input checked="" type="checkbox"/>	<input checked="" type="checkbox"/>
j. Attended job training programs/courses	<input checked="" type="checkbox"/>	<input checked="" type="checkbox"/>
k. Nothing	<input checked="" type="checkbox"/>	<input checked="" type="checkbox"/>
l. Other	<input checked="" type="checkbox"/>	<input checked="" type="checkbox"/>

88. [Ask if (Q76 = "Yes, as a traditional National Guard/Reserve member (e.g., drilling unit, IMA, IRR)" OR Q76 = "No" OR Q76 = missing) AND Q86 = "Yes" AND (Q87 a = "Yes" OR Q87 b = "Yes" OR Q87 c = "Yes" OR Q87 d = "Yes" OR Q87 e = "Yes" OR Q87 f = "Yes" OR Q87 g = "Yes" OR Q87 h = "Yes")] **Last week, could you have started a job if one had been offered?**

- Yes
- No

COMMENTS

Comments you make on this questionnaire will help improve military programs. Your comments will be kept confidential. If you answer any items and indicate distress, being upset, etc., you will not be contacted for follow-up purposes. For resources and information, you may contact Military OneSource at www.MilitaryOneSource.com or by calling 1-800-342-9647. If overseas, call 800-3429-6477 (Dial country access code; do not dial "1").

89. **How can the military provide better support for you and your family?**

If you have comments or concerns that you were not able to express in answering this survey, please enter here.

Comments you make on this questionnaire will help improve military programs. Your comments will be kept confidential. If you answer any items and indicate distress, being upset, etc., you will not be contacted for follow-up purposes. For resources and information, you may contact Military OneSource at www.MilitaryOneSource.com or by calling 1-800-342-9647. If overseas, call 800-3429-6477 (Dial country access code; do not dial "1").

90. [Ask if Q1 = "Divorced"] We are sorry to learn of your divorce and would like to offer you the opportunity to provide feedback as to whether you felt the military played a role in the dissolution of your marriage.

If you have comments on the impact of military life on your relationship and how the military could have better supported you and your marriage, please enter them here.

Comments you make on this questionnaire will help improve military programs. Your comments will be kept confidential. If you answer any items and indicate distress, being upset, etc., you will not be contacted for follow-up purposes. For resources and information, you may contact Military OneSource at www.MilitaryOneSource.com or by calling 1-800-342-9647. If overseas, call 800-3429-6477 (Dial country access code; do not dial "1").

91. [Ask if Q1 = "Widowed" OR Q2 = "No"] Based on your answers to previous questions, you are ineligible to take this survey. If you feel you have encountered this message in error, click the back arrow button and check your answers.

If you have any additional comments or concerns, please enter them below. To submit your answers click *Submit*. For further help, please call our Survey Processing Center toll-free at 1-800-881-5307, e-mail RCSSurvey@osd.pentagon.mil, or send a fax to 1-763-268-3002.

Appendix B: Paper Survey Instrument



RCS: DD-P&R(AR) 2145
Exp: 04/30/14

2012 Survey of Reserve Component Spouses



Department of Defense Human Resources Strategic Assessment Program (HRSAP)

Please return your completed survey in the business envelope through a U.S. government mail room or post office.

DEFENSE MANPOWER DATA CENTER
ATTN: SURVEY PROCESSING CENTER
DATA RECOGNITION CORPORATION
P.O. BOX 5720
HOPKINS, MN 55343

COMPLETION INSTRUCTIONS

- Use a blue or black pen.
- Place an "X" in the appropriate box or boxes.

RIGHT WRONG

To change an answer, completely black out the wrong answer and put an "X" in the correct box as shown below.

CORRECT ANSWER INCORRECT ANSWER

PRIVACY ACT STATEMENT & INFORMED CONSENT INFORMATION

In accordance with the Privacy Act, this notice informs you of the purpose of the survey and how the findings of these surveys will be used. It also provides information about the Privacy Act and about informed consent. Please read it carefully. Returning this survey indicates your agreement to participate in this research.

AUTHORITY: 10 United States Code, Sections 136, 1782, 2358.

PRINCIPAL PURPOSE: Information collected in this survey will be used to research attitudes and perceptions of military spouses. This information will assist in the formulation of policies which may be needed to improve the programs that benefit military families. Reports will be provided to the Office of the Secretary of Defense, each Military Department, and the Joint Chiefs of Staff. Findings will be used in reports and testimony provided to Congress. Some findings may be published by the Defense Manpower Data Center (DMDC) or in professional journals, or presented at conferences, symposia, and scientific meetings. Data could be used in future research. Datasets without any identifying information may be analyzed by researchers outside of DMDC. Briefings and reports on results from these surveys will be posted on the Web: <http://www.dmdc.osd.mil/surveys/>

ROUTINE USES: None.

DISCLOSURE: Providing information on this survey is voluntary. Most people can complete the survey in approximately 30 minutes. There is no penalty or loss of benefits to which you are entitled if you choose not to respond. However, maximum participation is encouraged so that the data will be complete and representative. Your survey responses will be treated as confidential. Identifying information will be used only by government and contractor staff engaged in, and for purposes of, the survey research. For example, the research oversight office of the Office of the Under Secretary of Defense (Personnel and Readiness) and representatives of the U.S. Army Medical Research and Materiel Command are eligible to review research records as a part of their responsibility to protect human subjects in research. This survey is being conducted for research purposes. In no case will individual identifiable survey responses be reported. If you answer any items and indicate distress or being upset, etc., you will not be contacted for follow-up purposes. However, if you indicate a direct threat to harm yourself or others within responses or communications about the survey, because of our concern for your welfare, DMDC will notify an office in your area for appropriate action.

SURVEY ELIGIBILITY AND POTENTIAL BENEFITS: DMDC uses well-established, scientific procedures to randomly select a sample that represents the Defense community based on combinations of demographic characteristics (e.g., location, Service). This is your chance to be heard on issues that directly affect you, including child care programs, employment programs, and morale and retention programs. While there is no direct benefit for your individual participation, your responses on this survey **make a difference**.

STATEMENT OF RISK: The data collection procedures are not expected to involve any risk or discomfort to you. The only risk to you is accidental or unintentional disclosure of the data you provide. However, the government and its contractors have a number of policies and procedures to ensure that survey data are safe and protected. For example, no identifying information (name, address, Social Security Number) is ever stored in the same file as survey responses. Survey data may be shared with organizations doing research on DoD personnel but only after minimizing detailed demographic data (for example, paygrade and detailed location information) that could possibly be used to identify an individual. A confidentiality analysis is performed to reduce the risk of there being a combination of demographic variables that can single out an individual. Government and contractor staff members have been trained to protect client identity and are subject to civil penalties for violating your confidentiality.

If you experience any difficulties taking the survey, please contact the Survey Processing Center by sending an e-mail to RCSSurvey@osd.pentagon.mil or call, toll-free, 1-800-881-5307. If you have concerns about your rights as a research participant, please contact the OUSD(P&R) Research Regulatory Oversight Office at 703-575-2677/703-575-3536 or e-mail R2O2@tma.osd.mil.

If you desire to withdraw your answers, please notify the Survey Processing Center prior to April 26, 2012. Please include in the e-mail or phone message your name and Ticket Number. Unless withdrawn, partially completed survey data may be used after that date.

BACKGROUND INFORMATION

1. What is your marital status?

- Married
- Divorced ⇒ GO TO Q76
- Separated
- Widowed ⇒ GO TO Q77

2. Is your spouse currently serving as a member of the National Guard/Reserve?

- Yes
- No ⇒ GO TO Q77

3. Has your spouse previously served in a regular active duty Service (e.g., Army, Navy, Marine Corps, Air Force, Coast Guard) for 2 years or more?

- Yes
- No

4. How many years has your spouse spent in military service? Do not count partial years. To indicate less than one year, enter "0".

Years

5. What is the highest degree or level of school that you have completed? Mark the one answer that describes the highest grade or degree that you have completed.

- 12 years or less of school (no diploma)
- High school graduate—high school diploma or equivalent (e.g., GED)
- Some college credit, but less than 1 year
- 1 or more years of college, no degree
- Associate's degree (e.g., AA, AS)
- Bachelor's degree (e.g., BA, AB, BS)
- Master's, doctoral, or professional school degree (e.g., MA, MS, MEd, MEng, MBA, MSW, PhD, MD, JD, DVM, EdD)

6. Are you Spanish/Hispanic/Latino?

- No, not Spanish/Hispanic/Latino
- Yes, Mexican, Mexican-American, Chicano, Puerto Rican, Cuban, or other Spanish/Hispanic/Latino

7. What is your race? Mark one or more races to indicate what you consider yourself to be.

- White
- Black or African American
- American Indian or Alaska Native
- Asian (e.g., Asian Indian, Chinese, Filipino, Japanese, Korean, or Vietnamese)
- Native Hawaiian or other Pacific Islander (e.g., Samoan, Guamanian, or Chamorro)

8. What age were you on your last birthday?

Years

In this survey, the definition of “child, children, or other legal dependents” includes anyone in your family, **except your spouse**, who has, or is eligible to have, a Uniformed Services Identification and Privilege Card (also called a military ID card) or is eligible for military health care benefits, and is enrolled in the Defense Enrollment Eligibility Reporting System (DEERS).

9. Do you have a child, children, or other legal dependents based on the definition above?

- Yes
- No ⇒ GO TO Q11

10. How many children or other dependents do you or your spouse have in each age group? For each age group, write in the box the number of children you have in that age group. For example, if you have 1 child in the 2-5 years old age group, write “1” in the 2-5 years old box. To indicate none, enter “0”.

Less than 1 year old	1 year to under 2 years old	2-5 years old	6-13 years old	14-18 years old	19-22 years old	23-64 years old	65 years old or older
<input type="text"/>	<input type="text"/>	<input type="text"/>	<input type="text"/>	<input type="text"/>	<input type="text"/>	<input type="text"/>	<input type="text"/>

YOUR SPOUSE’S ACTIVATIONS/ DEPLOYMENTS

In this survey, the definition of “National Guard/ Reserve duties” includes Inactive Duty Training (IDT drills), activations, and deployments.

11. In the **past 12 months**, how many **nights** has your spouse been away from home because of National Guard/Reserve duties? **Add up all nights away from home.** To indicate none, enter “0”.

Nights

12. Is your spouse a military technician (i.e., MilTech)?

- Yes
- No

13. Has your spouse been activated (i.e., called to active duty) in the **past 24 months**? *This includes activations that started more than 24 months ago and continued into the past 24 months.*

- Yes, my spouse is currently activated
- Yes, my spouse has been activated in the past 24 months but is not currently activated
- No ⇒ GO TO Q53

14. Did any of your spouse’s activations in the **past 24 months** result in deployment?

- Yes, my spouse is currently deployed
- Yes, my spouse has been deployed in the past 24 months but is not currently deployed
- No ⇒ GO TO Q53

15. In the **past 24 months**, how many times has your spouse been away from home for more than 30 consecutive days because of a deployment?

Times

16. If your spouse has been deployed multiple times, has coping with deployments become more or less difficult with each experience?

- Does not apply, my spouse has not been deployed multiple times
- Much more difficult
- More difficult
- Neither more nor less difficult
- Less difficult
- Much less difficult

17. Overall, how prepared did you feel when you first learned of your spouse’s most recent activation/deployment?

- Very well prepared
- Well prepared
- Neither well nor poorly prepared
- Poorly prepared
- Very poorly prepared

18. At what point did you (or your family) feel the greatest stress? **Mark one.**

- When I first learned of my spouse’s deployment
- Upon my spouse’s departure
- At the beginning of the deployment
- During the middle of the deployment
- Towards the end of the deployment
- During reunion/reintegration

19. As a result of your spouse's deployment, have you (or your family) used the following military-provided programs or services? Mark "Yes" or "No" for each item.

	Yes	No
a. Counseling services	<input checked="" type="checkbox"/>	<input checked="" type="checkbox"/>
b. Pre-activation support (e.g., briefings)	<input checked="" type="checkbox"/>	<input checked="" type="checkbox"/>
c. Family centers.....	<input checked="" type="checkbox"/>	<input checked="" type="checkbox"/>
d. Military OneSource	<input checked="" type="checkbox"/>	<input checked="" type="checkbox"/>
e. TRICARE <u>medical</u> coverage	<input checked="" type="checkbox"/>	<input checked="" type="checkbox"/>
f. TRICARE <u>dental</u> coverage.....	<input checked="" type="checkbox"/>	<input checked="" type="checkbox"/>
g. Other services to families during activation/deployment (e.g., Yellow Ribbon Program)	<input checked="" type="checkbox"/>	<input checked="" type="checkbox"/>

20. Were you employed during your spouse's most recent activation/deployment?

Yes No ⇒ GO TO Q22

21. Because of your spouse's most recent activation/deployment, did you have to... Mark "Yes" or "No" for each item.

	Yes	No
a. Take time off work?	<input checked="" type="checkbox"/>	<input checked="" type="checkbox"/>
b. Reduce the number of hours you worked?	<input checked="" type="checkbox"/>	<input checked="" type="checkbox"/>
c. Leave your job?	<input checked="" type="checkbox"/>	<input checked="" type="checkbox"/>

22. During your spouse's most recent activation/deployment, did you lose money or have any additional expenses because of the following? Mark one answer for each item.

	Not applicable	Yes	No
a. Loss of my job.....	<input checked="" type="checkbox"/>	<input checked="" type="checkbox"/>	<input checked="" type="checkbox"/>
b. Reduction in my spouse's earnings	<input checked="" type="checkbox"/>	<input checked="" type="checkbox"/>	<input checked="" type="checkbox"/>
c. Loss of my spouse's health insurance/dental coverage.....	<input checked="" type="checkbox"/>	<input checked="" type="checkbox"/>	<input checked="" type="checkbox"/>
d. Loss of income due to turning away business customers or practice clients.	<input checked="" type="checkbox"/>	<input checked="" type="checkbox"/>	<input checked="" type="checkbox"/>
e. Increased phone bills due to more calls to family/friends and/or deployed spouse	<input checked="" type="checkbox"/>	<input checked="" type="checkbox"/>	<input checked="" type="checkbox"/>
f. Elder care.....	<input checked="" type="checkbox"/>	<input checked="" type="checkbox"/>	<input checked="" type="checkbox"/>
g. Child care.....	<input checked="" type="checkbox"/>	<input checked="" type="checkbox"/>	<input checked="" type="checkbox"/>
h. Home/car repairs/maintenance or yard work.....	<input checked="" type="checkbox"/>	<input checked="" type="checkbox"/>	<input checked="" type="checkbox"/>
i. Increased medical expenses	<input checked="" type="checkbox"/>	<input checked="" type="checkbox"/>	<input checked="" type="checkbox"/>
j. Other	<input checked="" type="checkbox"/>	<input checked="" type="checkbox"/>	<input checked="" type="checkbox"/>

23. Were any of your spouse's deployments in the past 24 months longer than you expected?

Yes
 No

24. Was your spouse's most recent deployment to a combat zone?

Yes, deployed to Iraq and/or Afghanistan
 Yes, deployed to a combat zone other than Iraq or Afghanistan
 No

25. During your spouse's most recent deployment, to what extent were each of the following a problem for you? Mark one answer for each item.

	Very large extent	Large extent	Moderate extent	Small extent	Not at all
a. My job or education demands.....	<input checked="" type="checkbox"/>	<input checked="" type="checkbox"/>	<input checked="" type="checkbox"/>	<input checked="" type="checkbox"/>	<input checked="" type="checkbox"/>
b. Managing expenses and bills	<input checked="" type="checkbox"/>	<input checked="" type="checkbox"/>	<input checked="" type="checkbox"/>	<input checked="" type="checkbox"/>	<input checked="" type="checkbox"/>
c. Home/car repairs/maintenance or yard work.....	<input checked="" type="checkbox"/>	<input checked="" type="checkbox"/>	<input checked="" type="checkbox"/>	<input checked="" type="checkbox"/>	<input checked="" type="checkbox"/>
d. Loss of income from my spouse's civilian job	<input checked="" type="checkbox"/>	<input checked="" type="checkbox"/>	<input checked="" type="checkbox"/>	<input checked="" type="checkbox"/>	<input checked="" type="checkbox"/>
e. Safety of my family in our community	<input checked="" type="checkbox"/>	<input checked="" type="checkbox"/>	<input checked="" type="checkbox"/>	<input checked="" type="checkbox"/>	<input checked="" type="checkbox"/>
f. Feelings of anxiety or depression.	<input checked="" type="checkbox"/>	<input checked="" type="checkbox"/>	<input checked="" type="checkbox"/>	<input checked="" type="checkbox"/>	<input checked="" type="checkbox"/>
g. Serious health problems in the family	<input checked="" type="checkbox"/>	<input checked="" type="checkbox"/>	<input checked="" type="checkbox"/>	<input checked="" type="checkbox"/>	<input checked="" type="checkbox"/>
h. Serious emotional problems in the family.....	<input checked="" type="checkbox"/>	<input checked="" type="checkbox"/>	<input checked="" type="checkbox"/>	<input checked="" type="checkbox"/>	<input checked="" type="checkbox"/>
i. Technical difficulties in communications with spouse	<input checked="" type="checkbox"/>	<input checked="" type="checkbox"/>	<input checked="" type="checkbox"/>	<input checked="" type="checkbox"/>	<input checked="" type="checkbox"/>
j. Difficulty maintaining emotional connection with spouse.....	<input checked="" type="checkbox"/>	<input checked="" type="checkbox"/>	<input checked="" type="checkbox"/>	<input checked="" type="checkbox"/>	<input checked="" type="checkbox"/>
k. Falling behind in paying rent or mortgage.....	<input checked="" type="checkbox"/>	<input checked="" type="checkbox"/>	<input checked="" type="checkbox"/>	<input checked="" type="checkbox"/>	<input checked="" type="checkbox"/>
l. Major financial hardship or bankruptcy.....	<input checked="" type="checkbox"/>	<input checked="" type="checkbox"/>	<input checked="" type="checkbox"/>	<input checked="" type="checkbox"/>	<input checked="" type="checkbox"/>
m. Birth or adoption of a child.....	<input checked="" type="checkbox"/>	<input checked="" type="checkbox"/>	<input checked="" type="checkbox"/>	<input checked="" type="checkbox"/>	<input checked="" type="checkbox"/>
n. Marital problems.....	<input checked="" type="checkbox"/>	<input checked="" type="checkbox"/>	<input checked="" type="checkbox"/>	<input checked="" type="checkbox"/>	<input checked="" type="checkbox"/>
o. Loneliness	<input checked="" type="checkbox"/>	<input checked="" type="checkbox"/>	<input checked="" type="checkbox"/>	<input checked="" type="checkbox"/>	<input checked="" type="checkbox"/>
p. Managing child care/child schedules.....	<input checked="" type="checkbox"/>	<input checked="" type="checkbox"/>	<input checked="" type="checkbox"/>	<input checked="" type="checkbox"/>	<input checked="" type="checkbox"/>
q. Increase in your stress level	<input checked="" type="checkbox"/>	<input checked="" type="checkbox"/>	<input checked="" type="checkbox"/>	<input checked="" type="checkbox"/>	<input checked="" type="checkbox"/>
r. Unintended weight gain or loss.....	<input checked="" type="checkbox"/>	<input checked="" type="checkbox"/>	<input checked="" type="checkbox"/>	<input checked="" type="checkbox"/>	<input checked="" type="checkbox"/>
s. Difficulty sleeping	<input checked="" type="checkbox"/>	<input checked="" type="checkbox"/>	<input checked="" type="checkbox"/>	<input checked="" type="checkbox"/>	<input checked="" type="checkbox"/>
t. Other	<input checked="" type="checkbox"/>	<input checked="" type="checkbox"/>	<input checked="" type="checkbox"/>	<input checked="" type="checkbox"/>	<input checked="" type="checkbox"/>

26. As a result of your spouse's deployment, have you experienced a change in the following personal characteristics? *Mark one answer for each item.*

	Decreased	No change	Increased
a. Independence	<input type="checkbox"/>	<input type="checkbox"/>	<input type="checkbox"/>
b. Confidence	<input type="checkbox"/>	<input type="checkbox"/>	<input type="checkbox"/>
c. Self-sufficiency	<input type="checkbox"/>	<input type="checkbox"/>	<input type="checkbox"/>
d. Faith/spirituality	<input type="checkbox"/>	<input type="checkbox"/>	<input type="checkbox"/>
e. Other personal characteristic(s)	<input type="checkbox"/>	<input type="checkbox"/>	<input type="checkbox"/>

27. As a result of your spouse's deployment, have you experienced a change in the following skills or abilities? *Mark one answer for each item.*

	Not applicable	Decreased	No change	Increased
a. Performing and/or supervising home/car repairs/maintenance or yard work.....	<input type="checkbox"/>	<input type="checkbox"/>	<input type="checkbox"/>	<input type="checkbox"/>
b. Time-management skills	<input type="checkbox"/>	<input type="checkbox"/>	<input type="checkbox"/>	<input type="checkbox"/>
c. Family/household management skills	<input type="checkbox"/>	<input type="checkbox"/>	<input type="checkbox"/>	<input type="checkbox"/>
d. Budgeting or financial management skills	<input type="checkbox"/>	<input type="checkbox"/>	<input type="checkbox"/>	<input type="checkbox"/>
e. Parenting abilities.....	<input type="checkbox"/>	<input type="checkbox"/>	<input type="checkbox"/>	<input type="checkbox"/>
f. Personal health/fitness.....	<input type="checkbox"/>	<input type="checkbox"/>	<input type="checkbox"/>	<input type="checkbox"/>
g. Communication skills	<input type="checkbox"/>	<input type="checkbox"/>	<input type="checkbox"/>	<input type="checkbox"/>
h. Other skills or abilities	<input type="checkbox"/>	<input type="checkbox"/>	<input type="checkbox"/>	<input type="checkbox"/>

28. During your spouse's most recent deployment cycle (pre-deployment, deployment, post-deployment/reunion/reintegration) did you receive deployment support? *Mark one.*

- Yes, I received support pre-deployment
- Yes, I received support during the deployment
- Yes, I received support post-deployment
- Yes, I received support at multiple points during the deployment cycle
- No ⇒ GO TO Q30

29. How satisfied are you with the deployment support you received?

- Very satisfied
- Satisfied
- Neither satisfied nor dissatisfied
- Dissatisfied
- Very dissatisfied

30. Listed below are sources that are often helpful to those with a spouse in the National Guard/ Reserve. How helpful were the following during your spouse's most recent deployment cycle? *Mark one answer for each item.*

	Not applicable	Not at all helpful	Sometimes helpful	Generally helpful	Very helpful	Extremely helpful
a. Military OneSource.....	<input type="checkbox"/>	<input type="checkbox"/>	<input type="checkbox"/>	<input type="checkbox"/>	<input type="checkbox"/>	<input type="checkbox"/>
b. Family Readiness/Support Group	<input type="checkbox"/>	<input type="checkbox"/>	<input type="checkbox"/>	<input type="checkbox"/>	<input type="checkbox"/>	<input type="checkbox"/>
c. Unit commander.....	<input type="checkbox"/>	<input type="checkbox"/>	<input type="checkbox"/>	<input type="checkbox"/>	<input type="checkbox"/>	<input type="checkbox"/>
d. Other unit leadership.....	<input type="checkbox"/>	<input type="checkbox"/>	<input type="checkbox"/>	<input type="checkbox"/>	<input type="checkbox"/>	<input type="checkbox"/>
e. My spouse.....	<input type="checkbox"/>	<input type="checkbox"/>	<input type="checkbox"/>	<input type="checkbox"/>	<input type="checkbox"/>	<input type="checkbox"/>
f. Military spouse/family.....	<input type="checkbox"/>	<input type="checkbox"/>	<input type="checkbox"/>	<input type="checkbox"/>	<input type="checkbox"/>	<input type="checkbox"/>
g. My or my spouse's parents.....	<input type="checkbox"/>	<input type="checkbox"/>	<input type="checkbox"/>	<input type="checkbox"/>	<input type="checkbox"/>	<input type="checkbox"/>
h. My or my spouse's family	<input type="checkbox"/>	<input type="checkbox"/>	<input type="checkbox"/>	<input type="checkbox"/>	<input type="checkbox"/>	<input type="checkbox"/>
i. Friends/co-workers.....	<input type="checkbox"/>	<input type="checkbox"/>	<input type="checkbox"/>	<input type="checkbox"/>	<input type="checkbox"/>	<input type="checkbox"/>
j. Social groups/clubs	<input type="checkbox"/>	<input type="checkbox"/>	<input type="checkbox"/>	<input type="checkbox"/>	<input type="checkbox"/>	<input type="checkbox"/>
k. Civilian organization(s).....	<input type="checkbox"/>	<input type="checkbox"/>	<input type="checkbox"/>	<input type="checkbox"/>	<input type="checkbox"/>	<input type="checkbox"/>
l. Deployment Support Programs (e.g., Yellow Ribbon Program).....	<input type="checkbox"/>	<input type="checkbox"/>	<input type="checkbox"/>	<input type="checkbox"/>	<input type="checkbox"/>	<input type="checkbox"/>
m. Military Family Life Consultant (MFLC)	<input type="checkbox"/>	<input type="checkbox"/>	<input type="checkbox"/>	<input type="checkbox"/>	<input type="checkbox"/>	<input type="checkbox"/>
n. Military chaplain	<input type="checkbox"/>	<input type="checkbox"/>	<input type="checkbox"/>	<input type="checkbox"/>	<input type="checkbox"/>	<input type="checkbox"/>
o. Local church/congregation	<input type="checkbox"/>	<input type="checkbox"/>	<input type="checkbox"/>	<input type="checkbox"/>	<input type="checkbox"/>	<input type="checkbox"/>
p. Other unit member(s) and/or their family	<input type="checkbox"/>	<input type="checkbox"/>	<input type="checkbox"/>	<input type="checkbox"/>	<input type="checkbox"/>	<input type="checkbox"/>
q. Other	<input type="checkbox"/>	<input type="checkbox"/>	<input type="checkbox"/>	<input type="checkbox"/>	<input type="checkbox"/>	<input type="checkbox"/>

31. How important are each of the following to you in being able to cope with deployment(s)? Mark one answer for each item.

	Not important	Somewhat important	Moderately important	Important	Very important
a. My ability to communicate with my spouse.....	<input type="checkbox"/>	<input type="checkbox"/>	<input type="checkbox"/>	<input type="checkbox"/>	<input type="checkbox"/>
b. Pre-deployment information.....	<input type="checkbox"/>	<input type="checkbox"/>	<input type="checkbox"/>	<input type="checkbox"/>	<input type="checkbox"/>
c. Reunion planning information or classes.....	<input type="checkbox"/>	<input type="checkbox"/>	<input type="checkbox"/>	<input type="checkbox"/>	<input type="checkbox"/>
d. Knowing the expected length of the deployment.....	<input type="checkbox"/>	<input type="checkbox"/>	<input type="checkbox"/>	<input type="checkbox"/>	<input type="checkbox"/>
e. Contact with someone in my spouse's unit.....	<input type="checkbox"/>	<input type="checkbox"/>	<input type="checkbox"/>	<input type="checkbox"/>	<input type="checkbox"/>
f. Having no changes in the length of deployment.....	<input type="checkbox"/>	<input type="checkbox"/>	<input type="checkbox"/>	<input type="checkbox"/>	<input type="checkbox"/>
g. Temporary reunions with my spouse (R&R time).....	<input type="checkbox"/>	<input type="checkbox"/>	<input type="checkbox"/>	<input type="checkbox"/>	<input type="checkbox"/>
h. Level of support my family receives from the <u>military</u> community.....	<input type="checkbox"/>	<input type="checkbox"/>	<input type="checkbox"/>	<input type="checkbox"/>	<input type="checkbox"/>
i. Level of support my family receives from the <u>civilian</u> community.....	<input type="checkbox"/>	<input type="checkbox"/>	<input type="checkbox"/>	<input type="checkbox"/>	<input type="checkbox"/>
j. Deployment pay.....	<input type="checkbox"/>	<input type="checkbox"/>	<input type="checkbox"/>	<input type="checkbox"/>	<input type="checkbox"/>
k. Family Readiness/Support Group.....	<input type="checkbox"/>	<input type="checkbox"/>	<input type="checkbox"/>	<input type="checkbox"/>	<input type="checkbox"/>
l. Understanding why the deployment is important/necessary.....	<input type="checkbox"/>	<input type="checkbox"/>	<input type="checkbox"/>	<input type="checkbox"/>	<input type="checkbox"/>
m. Locally available counseling/support services.....	<input type="checkbox"/>	<input type="checkbox"/>	<input type="checkbox"/>	<input type="checkbox"/>	<input type="checkbox"/>
n. Telephonic counseling/support services (e.g., Military OneSource).....	<input type="checkbox"/>	<input type="checkbox"/>	<input type="checkbox"/>	<input type="checkbox"/>	<input type="checkbox"/>
o. Military-provided child care.....	<input type="checkbox"/>	<input type="checkbox"/>	<input type="checkbox"/>	<input type="checkbox"/>	<input type="checkbox"/>
p. Military Family Life Consultants (MFLC).....	<input type="checkbox"/>	<input type="checkbox"/>	<input type="checkbox"/>	<input type="checkbox"/>	<input type="checkbox"/>
q. Deployment Support Programs (e.g., Yellow Ribbon).....	<input type="checkbox"/>	<input type="checkbox"/>	<input type="checkbox"/>	<input type="checkbox"/>	<input type="checkbox"/>

32. During your spouse's most recent deployment, did your spouse's unit provide any of the following communication methods for the families of deployed members? Mark one answer for each item.

	Yes	No	Don't know
a. Newsletters.....	<input type="checkbox"/>	<input type="checkbox"/>	<input type="checkbox"/>
b. Liaison to agencies (e.g., emergency relief, Red Cross).....	<input type="checkbox"/>	<input type="checkbox"/>	<input type="checkbox"/>
c. Internet/Web sites.....	<input type="checkbox"/>	<input type="checkbox"/>	<input type="checkbox"/>
d. Telephone tree.....	<input type="checkbox"/>	<input type="checkbox"/>	<input type="checkbox"/>
e. E-mail.....	<input type="checkbox"/>	<input type="checkbox"/>	<input type="checkbox"/>

33. During your spouse's most recent deployment, did your spouse's unit sponsor any of the following support activities for the families of deployed members? Mark one answer for each item.

	Yes	No	Don't know
a. Family social events.....	<input type="checkbox"/>	<input type="checkbox"/>	<input type="checkbox"/>
b. Family Readiness/Support Groups.....	<input type="checkbox"/>	<input type="checkbox"/>	<input type="checkbox"/>
c. Information briefings.....	<input type="checkbox"/>	<input type="checkbox"/>	<input type="checkbox"/>
d. VTC (video teleconference).....	<input type="checkbox"/>	<input type="checkbox"/>	<input type="checkbox"/>
e. Counseling services.....	<input type="checkbox"/>	<input type="checkbox"/>	<input type="checkbox"/>
f. Yellow Ribbon Events.....	<input type="checkbox"/>	<input type="checkbox"/>	<input type="checkbox"/>

34. How helpful are unit-sponsored, deployment-related support activities/information for you and/or your family?

- Extremely helpful
- Very helpful
- Somewhat helpful
- Slightly helpful
- Not at all helpful

In this survey, a "unit or Service point of contact" includes Family Readiness/Support Group, Key Volunteer, Ombudsman, etc.

35. For your spouse's most recent deployment, did you have a unit or Service point of contact for assistance while your spouse was away?

- Yes
- No ⇒ GO TO Q37
- Don't know ⇒ GO TO Q37

36. How satisfied are you with the level of assistance you have received from the unit or Service point of contact?

- Very satisfied
- Satisfied
- Neither satisfied nor dissatisfied
- Dissatisfied
- Very dissatisfied
- Does not apply, I did not interact with the unit or Service point of contact

37. If the military had provided the following, would you and/or your family have been better supported during your spouse's deployment(s)? **Mark one answer for each item.**

	Not applicable		
	Yes		No
a. More phone contact with my spouse.....	<input checked="" type="checkbox"/>	<input checked="" type="checkbox"/>	<input checked="" type="checkbox"/>
b. More phone contact with my spouse's unit	<input checked="" type="checkbox"/>	<input checked="" type="checkbox"/>	<input checked="" type="checkbox"/>
c. More details about my spouse's deployment.....	<input checked="" type="checkbox"/>	<input checked="" type="checkbox"/>	<input checked="" type="checkbox"/>
d. Child care	<input checked="" type="checkbox"/>	<input checked="" type="checkbox"/>	<input checked="" type="checkbox"/>
e. Videoconferencing with my spouse	<input checked="" type="checkbox"/>	<input checked="" type="checkbox"/>	<input checked="" type="checkbox"/>
f. Help with household repairs, yard work, or car maintenance.....	<input checked="" type="checkbox"/>	<input checked="" type="checkbox"/>	<input checked="" type="checkbox"/>
g. More activities/programs to prepare children for deployments.....	<input checked="" type="checkbox"/>	<input checked="" type="checkbox"/>	<input checked="" type="checkbox"/>
h. Increased pay.....	<input checked="" type="checkbox"/>	<input checked="" type="checkbox"/>	<input checked="" type="checkbox"/>
i. Help with understanding TRICARE health and dental benefits.....	<input checked="" type="checkbox"/>	<input checked="" type="checkbox"/>	<input checked="" type="checkbox"/>
j. Counseling services	<input checked="" type="checkbox"/>	<input checked="" type="checkbox"/>	<input checked="" type="checkbox"/>
k. Other	<input checked="" type="checkbox"/>	<input checked="" type="checkbox"/>	<input checked="" type="checkbox"/>

38. Has your spouse returned home from a deployment in the past 24 months?

- Yes
- No ⇒ GO TO Q43

39. After returning home from his/her most recent deployment, did your spouse receive reunion and reintegration support services from any of the following sources? **Mark one answer for each item.**

	Don't know		
	Yes		No
a. Family Readiness/Support Group.....	<input checked="" type="checkbox"/>	<input checked="" type="checkbox"/>	<input checked="" type="checkbox"/>
b. Yellow Ribbon Reintegration Program .	<input checked="" type="checkbox"/>	<input checked="" type="checkbox"/>	<input checked="" type="checkbox"/>
c. Military OneSource.....	<input checked="" type="checkbox"/>	<input checked="" type="checkbox"/>	<input checked="" type="checkbox"/>
d. Counseling services	<input checked="" type="checkbox"/>	<input checked="" type="checkbox"/>	<input checked="" type="checkbox"/>
e. Faith-based organization (e.g., church, synagogue, mosque).....	<input checked="" type="checkbox"/>	<input checked="" type="checkbox"/>	<input checked="" type="checkbox"/>
f. Services in your civilian community	<input checked="" type="checkbox"/>	<input checked="" type="checkbox"/>	<input checked="" type="checkbox"/>
g. Unit-sponsored program	<input checked="" type="checkbox"/>	<input checked="" type="checkbox"/>	<input checked="" type="checkbox"/>
h. Other military-sponsored program	<input checked="" type="checkbox"/>	<input checked="" type="checkbox"/>	<input checked="" type="checkbox"/>
i. Other program.....	<input checked="" type="checkbox"/>	<input checked="" type="checkbox"/>	<input checked="" type="checkbox"/>

40. After your spouse returned home from his/her most recent deployment, did you receive reunion and reintegration support services from any of the following sources? **Mark one answer for each item.**

	Don't know		
	Yes		No
a. Family Readiness/Support Group.....	<input checked="" type="checkbox"/>	<input checked="" type="checkbox"/>	<input checked="" type="checkbox"/>
b. Yellow Ribbon Reintegration Program .	<input checked="" type="checkbox"/>	<input checked="" type="checkbox"/>	<input checked="" type="checkbox"/>
c. Military OneSource.....	<input checked="" type="checkbox"/>	<input checked="" type="checkbox"/>	<input checked="" type="checkbox"/>
d. Counseling services	<input checked="" type="checkbox"/>	<input checked="" type="checkbox"/>	<input checked="" type="checkbox"/>
e. Faith-based organization (e.g., church, synagogue, mosque).....	<input checked="" type="checkbox"/>	<input checked="" type="checkbox"/>	<input checked="" type="checkbox"/>
f. Services in your civilian community	<input checked="" type="checkbox"/>	<input checked="" type="checkbox"/>	<input checked="" type="checkbox"/>
g. Unit-sponsored program	<input checked="" type="checkbox"/>	<input checked="" type="checkbox"/>	<input checked="" type="checkbox"/>
h. Other military-sponsored program	<input checked="" type="checkbox"/>	<input checked="" type="checkbox"/>	<input checked="" type="checkbox"/>
i. Other program.....	<input checked="" type="checkbox"/>	<input checked="" type="checkbox"/>	<input checked="" type="checkbox"/>

If you marked "No" or "Don't know" for every item in Question 39 and Question 40, go to Question 42.

41. How much do you agree or disagree that reunion and reintegration support helped... **Mark one answer for each item.**

	Not applicable				
	Strongly disagree				Disagree
	Neither agree nor disagree			Agree	
	Strongly agree				
a. <u>You</u> deal with the effects of deployment-related stress?.....	<input checked="" type="checkbox"/>	<input checked="" type="checkbox"/>	<input checked="" type="checkbox"/>	<input checked="" type="checkbox"/>	<input checked="" type="checkbox"/>
b. <u>Your spouse</u> deal with the effects of deployment-related stress?.....	<input checked="" type="checkbox"/>	<input checked="" type="checkbox"/>	<input checked="" type="checkbox"/>	<input checked="" type="checkbox"/>	<input checked="" type="checkbox"/>

42. Overall, how well do you think readjustment is going for... **Mark one answer for each item.**

	Very poorly			
	Poorly			Well
	Neither well nor poorly		Very well	
a. You?	<input checked="" type="checkbox"/>	<input checked="" type="checkbox"/>		<input checked="" type="checkbox"/>
b. Your spouse?	<input checked="" type="checkbox"/>	<input checked="" type="checkbox"/>	<input checked="" type="checkbox"/>	<input checked="" type="checkbox"/>

EFFECT OF DEPLOYMENTS ON CHILDREN

43. During your spouse's most recent deployment, did you have any children ages 18 or under living with you either part-time or full-time?

- Yes, one child
- Yes, more than one child
- No ⇒ GO TO Q52

44. To what extent has your need for child care changed as a result of your spouse being deployed?

- Does not apply, I have not used child care
- Greatly increased
- Increased
- Neither increased nor decreased
- Decreased
- Greatly decreased

If you have more than one child, please respond to Questions 45-51 for the one child who was most impacted by your spouse's deployment.

45. What age was the child MOST impacted by your spouse's deployment? To indicate less than one year old, enter "0".

		Years
--	--	-------

46. In response to your spouse's deployment, did your child experience any of the following behavior changes? Mark one answer for each item. Where your child's behavior did not change, please mark "No change."

	Not applicable	Decreased	No change	Increased
a. Academic performance	<input checked="" type="checkbox"/>	<input checked="" type="checkbox"/>	<input checked="" type="checkbox"/>	<input checked="" type="checkbox"/>
b. Level of independence	<input checked="" type="checkbox"/>	<input checked="" type="checkbox"/>	<input checked="" type="checkbox"/>	<input checked="" type="checkbox"/>
c. Level of responsibility (e.g., "stepping up")	<input checked="" type="checkbox"/>	<input checked="" type="checkbox"/>	<input checked="" type="checkbox"/>	<input checked="" type="checkbox"/>
d. Problem behavior at home	<input checked="" type="checkbox"/>	<input checked="" type="checkbox"/>	<input checked="" type="checkbox"/>	<input checked="" type="checkbox"/>
e. Problem behavior at school	<input checked="" type="checkbox"/>	<input checked="" type="checkbox"/>	<input checked="" type="checkbox"/>	<input checked="" type="checkbox"/>
f. Other behavior(s)	<input checked="" type="checkbox"/>	<input checked="" type="checkbox"/>	<input checked="" type="checkbox"/>	<input checked="" type="checkbox"/>

47. In response to your spouse's deployment, did your child experience any of the following emotional changes? Mark one answer for each item. Where your child did not change, please mark "No change."

	Not applicable	Decreased	No change	Increased
a. Degree of pride in having a military parent.....	<input checked="" type="checkbox"/>	<input checked="" type="checkbox"/>	<input checked="" type="checkbox"/>	<input checked="" type="checkbox"/>
b. Closeness to family members.....	<input checked="" type="checkbox"/>	<input checked="" type="checkbox"/>	<input checked="" type="checkbox"/>	<input checked="" type="checkbox"/>
c. Closeness to friends	<input checked="" type="checkbox"/>	<input checked="" type="checkbox"/>	<input checked="" type="checkbox"/>	<input checked="" type="checkbox"/>
d. Level of fear/anxiety	<input checked="" type="checkbox"/>	<input checked="" type="checkbox"/>	<input checked="" type="checkbox"/>	<input checked="" type="checkbox"/>
e. Level of distress over discussions of the war in the home, school, or media	<input checked="" type="checkbox"/>	<input checked="" type="checkbox"/>	<input checked="" type="checkbox"/>	<input checked="" type="checkbox"/>
f. Level of anger about my spouse's military requirements	<input checked="" type="checkbox"/>	<input checked="" type="checkbox"/>	<input checked="" type="checkbox"/>	<input checked="" type="checkbox"/>
g. Other emotional change(s)	<input checked="" type="checkbox"/>	<input checked="" type="checkbox"/>	<input checked="" type="checkbox"/>	<input checked="" type="checkbox"/>

48. How important are the following in your child's ability to cope with deployments? Mark one answer for each item.

	Not applicable	Not important	Somewhat important	Moderately important	Important	Very important
a. Communication with the deployed parent	<input checked="" type="checkbox"/>	<input checked="" type="checkbox"/>	<input checked="" type="checkbox"/>	<input checked="" type="checkbox"/>	<input checked="" type="checkbox"/>	<input checked="" type="checkbox"/>
b. My ability to maintain a stable household routine.....	<input checked="" type="checkbox"/>	<input checked="" type="checkbox"/>	<input checked="" type="checkbox"/>	<input checked="" type="checkbox"/>	<input checked="" type="checkbox"/>	<input checked="" type="checkbox"/>
c. My support for the deployment.	<input checked="" type="checkbox"/>	<input checked="" type="checkbox"/>	<input checked="" type="checkbox"/>	<input checked="" type="checkbox"/>	<input checked="" type="checkbox"/>	<input checked="" type="checkbox"/>
d. Family member support for the deployment.....	<input checked="" type="checkbox"/>	<input checked="" type="checkbox"/>	<input checked="" type="checkbox"/>	<input checked="" type="checkbox"/>	<input checked="" type="checkbox"/>	<input checked="" type="checkbox"/>
e. Caregiver/teacher reaction to the deployment	<input checked="" type="checkbox"/>	<input checked="" type="checkbox"/>	<input checked="" type="checkbox"/>	<input checked="" type="checkbox"/>	<input checked="" type="checkbox"/>	<input checked="" type="checkbox"/>
f. Limited exposure to media coverage of the war	<input checked="" type="checkbox"/>	<input checked="" type="checkbox"/>	<input checked="" type="checkbox"/>	<input checked="" type="checkbox"/>	<input checked="" type="checkbox"/>	<input checked="" type="checkbox"/>
g. Having friends or classmates who have had a parent deployed	<input checked="" type="checkbox"/>	<input checked="" type="checkbox"/>	<input checked="" type="checkbox"/>	<input checked="" type="checkbox"/>	<input checked="" type="checkbox"/>	<input checked="" type="checkbox"/>
h. Geographic stability (e.g., no relocations, changes in schools).	<input checked="" type="checkbox"/>	<input checked="" type="checkbox"/>	<input checked="" type="checkbox"/>	<input checked="" type="checkbox"/>	<input checked="" type="checkbox"/>	<input checked="" type="checkbox"/>
i. Temporary reunions with the deployed parent (R&R time)	<input checked="" type="checkbox"/>	<input checked="" type="checkbox"/>	<input checked="" type="checkbox"/>	<input checked="" type="checkbox"/>	<input checked="" type="checkbox"/>	<input checked="" type="checkbox"/>
j. Support from teachers and school administrators	<input checked="" type="checkbox"/>	<input checked="" type="checkbox"/>	<input checked="" type="checkbox"/>	<input checked="" type="checkbox"/>	<input checked="" type="checkbox"/>	<input checked="" type="checkbox"/>
k. Church or religious activities and/or support.....	<input checked="" type="checkbox"/>	<input checked="" type="checkbox"/>	<input checked="" type="checkbox"/>	<input checked="" type="checkbox"/>	<input checked="" type="checkbox"/>	<input checked="" type="checkbox"/>
l. Extracurricular activities	<input checked="" type="checkbox"/>	<input checked="" type="checkbox"/>	<input checked="" type="checkbox"/>	<input checked="" type="checkbox"/>	<input checked="" type="checkbox"/>	<input checked="" type="checkbox"/>
m. Programs or services for children of deployed parents....	<input checked="" type="checkbox"/>	<input checked="" type="checkbox"/>	<input checked="" type="checkbox"/>	<input checked="" type="checkbox"/>	<input checked="" type="checkbox"/>	<input checked="" type="checkbox"/>
n. Counseling services	<input checked="" type="checkbox"/>	<input checked="" type="checkbox"/>	<input checked="" type="checkbox"/>	<input checked="" type="checkbox"/>	<input checked="" type="checkbox"/>	<input checked="" type="checkbox"/>
o. Other	<input checked="" type="checkbox"/>	<input checked="" type="checkbox"/>	<input checked="" type="checkbox"/>	<input checked="" type="checkbox"/>	<input checked="" type="checkbox"/>	<input checked="" type="checkbox"/>

49. During your spouse's most recent deployment, was your child able to continue participating in normally scheduled activities (e.g., sports, music lessons, clubs)?

- Does not apply
- Yes
- No

50. How well has your child... Mark one answer for each item.

	Not applicable	Very poorly	Poorly	Neither well nor poorly	Well	Very well
a. Coped with your spouse's deployment?.....	<input type="checkbox"/>	<input type="checkbox"/>	<input type="checkbox"/>	<input type="checkbox"/>	<input type="checkbox"/>	<input type="checkbox"/>
b. Been able to stay connected to your spouse given deployment separations?.....	<input type="checkbox"/>	<input type="checkbox"/>	<input type="checkbox"/>	<input type="checkbox"/>	<input type="checkbox"/>	<input type="checkbox"/>
c. Been able to reconnect with your spouse after your spouse returned home from deployment?.....	<input type="checkbox"/>	<input type="checkbox"/>	<input type="checkbox"/>	<input type="checkbox"/>	<input type="checkbox"/>	<input type="checkbox"/>

51. How often did your child do the following to cope with your spouse's deployment? Mark one answer for each item.

	Don't know	Almost all the time	A lot of the time	Sometimes	Not at all
a. Tried to feel better by spending time with others (e.g., family, friends)	<input type="checkbox"/>	<input type="checkbox"/>	<input type="checkbox"/>	<input type="checkbox"/>	<input type="checkbox"/>
b. Did something else to forget about the deployment (e.g., watched TV, played a game)	<input type="checkbox"/>	<input type="checkbox"/>	<input type="checkbox"/>	<input type="checkbox"/>	<input type="checkbox"/>
c. Stayed by him/herself	<input type="checkbox"/>	<input type="checkbox"/>	<input type="checkbox"/>	<input type="checkbox"/>	<input type="checkbox"/>
d. Kept quiet about the deployment.	<input type="checkbox"/>	<input type="checkbox"/>	<input type="checkbox"/>	<input type="checkbox"/>	<input type="checkbox"/>
e. Tried to see the good side of the deployment.....	<input type="checkbox"/>	<input type="checkbox"/>	<input type="checkbox"/>	<input type="checkbox"/>	<input type="checkbox"/>
f. Yelled, screamed, or got mad	<input type="checkbox"/>	<input type="checkbox"/>	<input type="checkbox"/>	<input type="checkbox"/>	<input type="checkbox"/>
g. Tried not to get upset.....	<input type="checkbox"/>	<input type="checkbox"/>	<input type="checkbox"/>	<input type="checkbox"/>	<input type="checkbox"/>
h. Wished the deployment had never happened	<input type="checkbox"/>	<input type="checkbox"/>	<input type="checkbox"/>	<input type="checkbox"/>	<input type="checkbox"/>
i. Wished he/she could make things different.....	<input type="checkbox"/>	<input type="checkbox"/>	<input type="checkbox"/>	<input type="checkbox"/>	<input type="checkbox"/>
j. Other coping strategy.....	<input type="checkbox"/>	<input type="checkbox"/>	<input type="checkbox"/>	<input type="checkbox"/>	<input type="checkbox"/>

ACTIVATION/DEPLOYMENT EXPECTATIONS

52. In the past 24 months, has your spouse had... Mark "Yes" or "No" for each item.

	Yes	No
a. The length of an activation/deployment extended?	<input type="checkbox"/>	<input type="checkbox"/>
b. The length of an activation/deployment reduced?	<input type="checkbox"/>	<input type="checkbox"/>
c. To leave for an activation/deployment sooner than expected?	<input type="checkbox"/>	<input type="checkbox"/>
d. Less time at home between activations/deployments than expected?	<input type="checkbox"/>	<input type="checkbox"/>

53. Overall, how well prepared are you for future deployments?

- Very well prepared
- Well prepared
- Neither well nor poorly prepared
- Poorly prepared
- Very poorly prepared

54. Have you and/or your spouse taken the following steps to prepare for deployments? Mark one answer for each item.

	Yes	No	Don't know
a. Ensured I have money for rent (or mortgage), food, and living expenses (e.g., set up an allotment, joint accounts).....	<input type="checkbox"/>	<input type="checkbox"/>	<input type="checkbox"/>
b. Developed a financial plan to meet emergencies.....	<input type="checkbox"/>	<input type="checkbox"/>	<input type="checkbox"/>

FEELINGS ABOUT THE NATIONAL GUARD/RESERVE

55. Overall, how satisfied are you with the National Guard/Reserve way of life?

- Very satisfied
- Satisfied
- Neither satisfied nor dissatisfied
- Dissatisfied
- Very dissatisfied

56. What is your overall attitude toward your spouse's participation in the National Guard/Reserve?

- Very favorable
- Somewhat favorable
- Neither favorable nor unfavorable
- Somewhat unfavorable
- Very unfavorable

57. How has your support for your spouse's decision about staying in the National Guard/ Reserve changed in the past year?

- Greatly increased
- Somewhat increased
- Has not changed
- Somewhat decreased
- Greatly decreased

58. Which of the following has had the greatest impact on your view of your spouse's participation in the National Guard/Reserve? Mark one.

- Effect on family life
- Effect on work life (i.e., civilian employment)
- Time spent on National Guard/Reserve duties/ activities
- Effect on my spouse's outlook on life
- Image attached to the military
- Income change
- Activations/deployments
- Other

59. In the past 12 months, has your spouse spent more or less time away from home, because of National Guard/Reserve duties, than you would expect for an average 12 month period?

- Much more than expected
- More than expected
- Neither more nor less than expected
- Less than expected
- Much less than expected

60. What impact has your spouse's time away (or lack thereof) from home in the past 12 months had on your support for your spouse's National Guard/Reserve career?

- Greatly increased my support
- Somewhat increased my support
- Neither increased nor decreased my support
- Somewhat decreased my support
- Greatly decreased my support

61. If your spouse's future military participation requires long or frequent activations/ deployments, how likely is it that you will support your spouse staying in the National Guard/Reserve (assuming that he/she can stay)?

- Very likely
- Likely
- Neither likely nor unlikely
- Unlikely
- Very unlikely

62. Compared to 12 months ago, how often do you and your spouse have problems in your personal relationship?

- Much more often
- More often
- About the same
- Less often
- Much less often

63. How much do you agree or disagree with each of the following statements? Mark one answer for each item.

	Strongly disagree	Disagree	Neither agree nor disagree	Agree	Strongly agree
a. Being a National Guard/Reserve spouse fulfills most of the important needs I look for in my life.....	<input checked="" type="checkbox"/>	<input checked="" type="checkbox"/>	<input checked="" type="checkbox"/>	<input checked="" type="checkbox"/>	<input checked="" type="checkbox"/>
b. Being a National Guard/Reserve spouse is ideal for me.....	<input checked="" type="checkbox"/>	<input checked="" type="checkbox"/>	<input checked="" type="checkbox"/>	<input checked="" type="checkbox"/>	<input checked="" type="checkbox"/>
c. Being a National Guard/Reserve spouse is consistent with my personal goals.....	<input checked="" type="checkbox"/>	<input checked="" type="checkbox"/>	<input checked="" type="checkbox"/>	<input checked="" type="checkbox"/>	<input checked="" type="checkbox"/>
d. I am proud to tell others that I am married to a National Guard/ Reserve member.....	<input checked="" type="checkbox"/>	<input checked="" type="checkbox"/>	<input checked="" type="checkbox"/>	<input checked="" type="checkbox"/>	<input checked="" type="checkbox"/>

WELL-BEING

64. In the past month, how often have you... Mark one answer for each item.

	Very often	Fairly often	Sometimes	Almost never	Never
a. Felt that you were unable to control the important things in your life?.....	<input checked="" type="checkbox"/>	<input checked="" type="checkbox"/>	<input checked="" type="checkbox"/>	<input checked="" type="checkbox"/>	<input checked="" type="checkbox"/>
b. Felt confident about your ability to handle your personal problems? .	<input checked="" type="checkbox"/>	<input checked="" type="checkbox"/>	<input checked="" type="checkbox"/>	<input checked="" type="checkbox"/>	<input checked="" type="checkbox"/>
c. Felt that things were going your way?.....	<input checked="" type="checkbox"/>	<input checked="" type="checkbox"/>	<input checked="" type="checkbox"/>	<input checked="" type="checkbox"/>	<input checked="" type="checkbox"/>
d. Felt difficulties were piling up so high that you could not overcome them?	<input checked="" type="checkbox"/>	<input checked="" type="checkbox"/>	<input checked="" type="checkbox"/>	<input checked="" type="checkbox"/>	<input checked="" type="checkbox"/>

65. Overall, how would you rate the current level of stress in your personal life?

- Much less than usual
- Less than usual
- About the same as usual
- More than usual
- Much more than usual

66. Over the past 30 days, have you been bothered by the following problems? *Mark one answer for each item.*

	Nearly every day	More than half the days	Several days	Not at all
a. Little interest or pleasure in doing things.....	<input checked="" type="checkbox"/>	<input checked="" type="checkbox"/>	<input checked="" type="checkbox"/>	<input checked="" type="checkbox"/>
b. Feeling down, depressed, or hopeless.....	<input checked="" type="checkbox"/>	<input checked="" type="checkbox"/>	<input checked="" type="checkbox"/>	<input checked="" type="checkbox"/>
c. Trouble falling or staying asleep, or sleeping too much.....	<input checked="" type="checkbox"/>	<input checked="" type="checkbox"/>	<input checked="" type="checkbox"/>	<input checked="" type="checkbox"/>
d. Feeling tired or having little energy..	<input checked="" type="checkbox"/>	<input checked="" type="checkbox"/>	<input checked="" type="checkbox"/>	<input checked="" type="checkbox"/>
e. Poor appetite or overeating	<input checked="" type="checkbox"/>	<input checked="" type="checkbox"/>	<input checked="" type="checkbox"/>	<input checked="" type="checkbox"/>
f. Feeling bad about yourself—or that you are a failure or have let yourself or your family down.....	<input checked="" type="checkbox"/>	<input checked="" type="checkbox"/>	<input checked="" type="checkbox"/>	<input checked="" type="checkbox"/>
g. Trouble concentrating on things, such as reading the newspaper or watching television.....	<input checked="" type="checkbox"/>	<input checked="" type="checkbox"/>	<input checked="" type="checkbox"/>	<input checked="" type="checkbox"/>
h. Moving or speaking so slowly that other people could have noticed. Or the opposite—being so fidgety or restless that you have been moving around a lot more than usual.....	<input checked="" type="checkbox"/>	<input checked="" type="checkbox"/>	<input checked="" type="checkbox"/>	<input checked="" type="checkbox"/>

67. During the past 4 weeks, how often did you feel... *Mark one answer for each item.*

	All of the time	Most of the time	Some of the time	Little of the time	None of the time
a. So sad that nothing could cheer you up?	<input checked="" type="checkbox"/>	<input checked="" type="checkbox"/>	<input checked="" type="checkbox"/>	<input checked="" type="checkbox"/>	<input checked="" type="checkbox"/>
b. Nervous?.....	<input checked="" type="checkbox"/>	<input checked="" type="checkbox"/>	<input checked="" type="checkbox"/>	<input checked="" type="checkbox"/>	<input checked="" type="checkbox"/>
c. Restless or fidgety?	<input checked="" type="checkbox"/>	<input checked="" type="checkbox"/>	<input checked="" type="checkbox"/>	<input checked="" type="checkbox"/>	<input checked="" type="checkbox"/>
d. Hopeless?	<input checked="" type="checkbox"/>	<input checked="" type="checkbox"/>	<input checked="" type="checkbox"/>	<input checked="" type="checkbox"/>	<input checked="" type="checkbox"/>
e. That everything was an effort?.....	<input checked="" type="checkbox"/>	<input checked="" type="checkbox"/>	<input checked="" type="checkbox"/>	<input checked="" type="checkbox"/>	<input checked="" type="checkbox"/>
f. Worthless?	<input checked="" type="checkbox"/>	<input checked="" type="checkbox"/>	<input checked="" type="checkbox"/>	<input checked="" type="checkbox"/>	<input checked="" type="checkbox"/>

68. Which of the following best describes the financial condition of you and your spouse?

- Very comfortable and secure
- Able to make ends meet without much difficulty
- Occasionally have some difficulty making ends meet
- Tough to make ends meet but keeping your head above water
- In over your head

MEDICAL/DENTAL COVERAGE

69. Was your spouse TRICARE eligible in the past 24 months?

- Yes
- No ⇒ GO TO Q74

70. Have you or your family used TRICARE or civilian medical benefits in the past 24 months?

- Yes, used both TRICARE and civilian medical benefits
- Yes, used only TRICARE ⇒ GO TO Q72
- Yes, used only civilian medical benefits ⇒ GO TO Q72
- No ⇒ GO TO Q72

71. How do the following aspects of your or your family's TRICARE medical coverage compare to what is available in the civilian world? *Mark one answer for each item.*

	Much better in civilian plans	Better in civilian plans	No difference	Better in TRICARE	Much better in TRICARE
a. Understanding benefits	<input checked="" type="checkbox"/>	<input checked="" type="checkbox"/>	<input checked="" type="checkbox"/>	<input checked="" type="checkbox"/>	<input checked="" type="checkbox"/>
b. Obtaining assistance when questions or problems arise.....	<input checked="" type="checkbox"/>	<input checked="" type="checkbox"/>	<input checked="" type="checkbox"/>	<input checked="" type="checkbox"/>	<input checked="" type="checkbox"/>
c. Out-of-pocket cost for care	<input checked="" type="checkbox"/>	<input checked="" type="checkbox"/>	<input checked="" type="checkbox"/>	<input checked="" type="checkbox"/>	<input checked="" type="checkbox"/>
d. Professionalism/"bedside manner" of physicians and other medical providers	<input checked="" type="checkbox"/>	<input checked="" type="checkbox"/>	<input checked="" type="checkbox"/>	<input checked="" type="checkbox"/>	<input checked="" type="checkbox"/>
e. Availability of medical providers...	<input checked="" type="checkbox"/>	<input checked="" type="checkbox"/>	<input checked="" type="checkbox"/>	<input checked="" type="checkbox"/>	<input checked="" type="checkbox"/>
f. Availability of specialists	<input checked="" type="checkbox"/>	<input checked="" type="checkbox"/>	<input checked="" type="checkbox"/>	<input checked="" type="checkbox"/>	<input checked="" type="checkbox"/>
g. Ability to get appointments.....	<input checked="" type="checkbox"/>	<input checked="" type="checkbox"/>	<input checked="" type="checkbox"/>	<input checked="" type="checkbox"/>	<input checked="" type="checkbox"/>
h. Waiting time in the clinic	<input checked="" type="checkbox"/>	<input checked="" type="checkbox"/>	<input checked="" type="checkbox"/>	<input checked="" type="checkbox"/>	<input checked="" type="checkbox"/>
i. Administrative requirements (e.g., claims, paperwork, approvals)	<input checked="" type="checkbox"/>	<input checked="" type="checkbox"/>	<input checked="" type="checkbox"/>	<input checked="" type="checkbox"/>	<input checked="" type="checkbox"/>
j. Quality of care.....	<input checked="" type="checkbox"/>	<input checked="" type="checkbox"/>	<input checked="" type="checkbox"/>	<input checked="" type="checkbox"/>	<input checked="" type="checkbox"/>
k. Overall.....	<input checked="" type="checkbox"/>	<input checked="" type="checkbox"/>	<input checked="" type="checkbox"/>	<input checked="" type="checkbox"/>	<input checked="" type="checkbox"/>

72. Have you or your family used TRICARE Dental Program or civilian dental plan in the past 24 months?

- Yes, used both TRICARE Dental Program and a civilian dental plan
- Yes, used only TRICARE Dental Program
⇒ GO TO Q74
- Yes, used only a civilian dental plan ⇒ GO TO Q74
- No ⇒ GO TO Q74

73. How do the following aspects of your or your family's TRICARE dental coverage compare to what is available in the civilian world? Mark one answer for each item.

	Much better in civilian plans	Better in civilian plans	No difference	Better in TRICARE	Much better in TRICARE
a. Understanding benefits	<input type="checkbox"/>	<input type="checkbox"/>	<input type="checkbox"/>	<input type="checkbox"/>	<input type="checkbox"/>
b. Obtaining assistance when questions or problems arise.....	<input type="checkbox"/>	<input type="checkbox"/>	<input type="checkbox"/>	<input type="checkbox"/>	<input type="checkbox"/>
c. Out-of-pocket cost for care	<input type="checkbox"/>	<input type="checkbox"/>	<input type="checkbox"/>	<input type="checkbox"/>	<input type="checkbox"/>
d. Professionalism/"bedside manner" of dentists and other dental providers	<input type="checkbox"/>	<input type="checkbox"/>	<input type="checkbox"/>	<input type="checkbox"/>	<input type="checkbox"/>

73. Continued.

	Much better in civilian plans	Better in civilian plans	No difference	Better in TRICARE	Much better in TRICARE
e. Availability of dental providers	<input type="checkbox"/>	<input type="checkbox"/>	<input type="checkbox"/>	<input type="checkbox"/>	<input type="checkbox"/>
f. Availability of specialists	<input type="checkbox"/>	<input type="checkbox"/>	<input type="checkbox"/>	<input type="checkbox"/>	<input type="checkbox"/>
g. Ability to get appointments.....	<input type="checkbox"/>	<input type="checkbox"/>	<input type="checkbox"/>	<input type="checkbox"/>	<input type="checkbox"/>
h. Waiting time in the clinic	<input type="checkbox"/>	<input type="checkbox"/>	<input type="checkbox"/>	<input type="checkbox"/>	<input type="checkbox"/>
i. Administrative requirements (e.g., claims, paperwork, approvals)	<input type="checkbox"/>	<input type="checkbox"/>	<input type="checkbox"/>	<input type="checkbox"/>	<input type="checkbox"/>
j. Quality of care.....	<input type="checkbox"/>	<input type="checkbox"/>	<input type="checkbox"/>	<input type="checkbox"/>	<input type="checkbox"/>
k. Overall.....	<input type="checkbox"/>	<input type="checkbox"/>	<input type="checkbox"/>	<input type="checkbox"/>	<input type="checkbox"/>

INTERNET COMMUNICATIONS

74. Do you participate in any online communities (e.g., Facebook, MySpace, blogs)?

- Yes
- No

75. Are you interested in blogging with other military spouses about experiences of being a National Guard/Reserve spouse?

- Yes ⇒ GO TO Q77
- No ⇒ GO TO Q77

COMMENTS

Comments you make on this questionnaire will help improve military programs. Your comments will be kept confidential. If you answer any items and indicate distress, being upset, etc., you will not be contacted for follow-up purposes. For resources and information, you may contact Military OneSource at www.MilitaryOneSource.com or by calling 1-800-342-9647. If overseas, call 800-3429-6477 (Dial country access code; do not dial "1").

76. We are sorry to learn of your divorce and would like to offer you the opportunity to provide feedback as to whether you felt the military played a role in the dissolution of your marriage. If you have comments on the impact of military life on your relationship and how the military could have better supported you and your marriage, please enter them here.

77. How can the military provide better support for you and your family? If you have comments or concerns that you were not able to express in answering this survey, please enter them here.

REPORT DOCUMENTATION PAGE

*Form Approved
OMB No. 0704-0188*

The public reporting burden for this collection of information is estimated to average 1 hour per response, including the time for reviewing instructions, searching existing data sources, gathering and maintaining the data needed, and completing and reviewing the collection of information. Send comments regarding this burden estimate or any other aspect of this collection of information, including suggestions for reducing the burden, to Department of Defense, Washington Headquarters Services, Directorate for Information Operations and Reports (0704-0188), 1215 Jefferson Davis Highway, Suite 1204, Arlington, VA 22202-4302. Respondents should be aware that notwithstanding any other provision of law, no person shall be subject to any penalty for failing to comply with a collection of information if it does not display a currently valid OMB control number.

PLEASE DO NOT RETURN YOUR FORM TO THE ABOVE ADDRESS.

1. REPORT DATE (DD-MM-YYYY)		2. REPORT TYPE		3. DATES COVERED (From - To)	
4. TITLE AND SUBTITLE				5a. CONTRACT NUMBER	
				5b. GRANT NUMBER	
				5c. PROGRAM ELEMENT NUMBER	
6. AUTHOR(S)				5d. PROJECT NUMBER	
				5e. TASK NUMBER	
				5f. WORK UNIT NUMBER	
7. PERFORMING ORGANIZATION NAME(S) AND ADDRESS(ES)				8. PERFORMING ORGANIZATION REPORT NUMBER	
9. SPONSORING/MONITORING AGENCY NAME(S) AND ADDRESS(ES)				10. SPONSOR/MONITOR'S ACRONYM(S)	
				11. SPONSOR/MONITOR'S REPORT NUMBER(S)	
12. DISTRIBUTION/AVAILABILITY STATEMENT					
13. SUPPLEMENTARY NOTES					
14. ABSTRACT					
15. SUBJECT TERMS					
16. SECURITY CLASSIFICATION OF:			17. LIMITATION OF ABSTRACT	18. NUMBER OF PAGES	19a. NAME OF RESPONSIBLE PERSON
a. REPORT	b. ABSTRACT	c. THIS PAGE			19b. TELEPHONE NUMBER (Include area code)

INSTRUCTIONS FOR COMPLETING SF 298

1. REPORT DATE. Full publication date, including day, month, if available. Must cite at least the year and be Year 2000 compliant, e.g. 30-06-1998; xx-06-1998; xx-xx-1998.

2. REPORT TYPE. State the type of report, such as final, technical, interim, memorandum, master's thesis, progress, quarterly, research, special, group study, etc.

3. DATES COVERED. Indicate the time during which the work was performed and the report was written, e.g., Jun 1997 - Jun 1998; 1-10 Jun 1996; May - Nov 1998; Nov 1998.

4. TITLE. Enter title and subtitle with volume number and part number, if applicable. On classified documents, enter the title classification in parentheses.

5a. CONTRACT NUMBER. Enter all contract numbers as they appear in the report, e.g. F33615-86-C-5169.

5b. GRANT NUMBER. Enter all grant numbers as they appear in the report, e.g. AFOSR-82-1234.

5c. PROGRAM ELEMENT NUMBER. Enter all program element numbers as they appear in the report, e.g. 61101A.

5d. PROJECT NUMBER. Enter all project numbers as they appear in the report, e.g. 1F665702D1257; ILIR.

5e. TASK NUMBER. Enter all task numbers as they appear in the report, e.g. 05; RF0330201; T4112.

5f. WORK UNIT NUMBER. Enter all work unit numbers as they appear in the report, e.g. 001; AFAPL30480105.

6. AUTHOR(S). Enter name(s) of person(s) responsible for writing the report, performing the research, or credited with the content of the report. The form of entry is the last name, first name, middle initial, and additional qualifiers separated by commas, e.g. Smith, Richard, J, Jr.

7. PERFORMING ORGANIZATION NAME(S) AND ADDRESS(ES). Self-explanatory.

8. PERFORMING ORGANIZATION REPORT NUMBER. Enter all unique alphanumeric report numbers assigned by the performing organization, e.g. BRL-1234; AFWL-TR-85-4017-Vol-21-PT-2.

9. SPONSORING/MONITORING AGENCY NAME(S) AND ADDRESS(ES). Enter the name and address of the organization(s) financially responsible for and monitoring the work.

10. SPONSOR/MONITOR'S ACRONYM(S). Enter, if available, e.g. BRL, ARDEC, NADC.

11. SPONSOR/MONITOR'S REPORT NUMBER(S). Enter report number as assigned by the sponsoring/monitoring agency, if available, e.g. BRL-TR-829; -215.

12. DISTRIBUTION/AVAILABILITY STATEMENT. Use agency-mandated availability statements to indicate the public availability or distribution limitations of the report. If additional limitations/ restrictions or special markings are indicated, follow agency authorization procedures, e.g. RD/FRD, PROPIN, ITAR, etc. Include copyright information.

13. SUPPLEMENTARY NOTES. Enter information not included elsewhere such as: prepared in cooperation with; translation of; report supersedes; old edition number, etc.

14. ABSTRACT. A brief (approximately 200 words) factual summary of the most significant information.

15. SUBJECT TERMS. Key words or phrases identifying major concepts in the report.

16. SECURITY CLASSIFICATION. Enter security classification in accordance with security classification regulations, e.g. U, C, S, etc. If this form contains classified information, stamp classification level on the top and bottom of this page.

17. LIMITATION OF ABSTRACT. This block must be completed to assign a distribution limitation to the abstract. Enter UU (Unclassified Unlimited) or SAR (Same as Report). An entry in this block is necessary if the abstract is to be limited.

