

AD \_\_\_\_\_

Award Number: W81XWH-12-1-0386

TITLE: A Model for Predicting Cognitive and Emotional Health  
from Structural and Functional Neurocircuitry Following  
Traumatic Brain Injury

PRINCIPAL INVESTIGATOR: William D. Killgore, Ph.D.

CONTRACTING ORGANIZATION: McLean Hospital  
Belmont, MA, 02478

REPORT DATE: OCTŠŃÓP 2013

TYPE OF REPORT: Annual

PREPARED FOR: U.S. Army Medical Research and Materiel Command  
Fort Detrick, Maryland 21702-5012

DISTRIBUTION STATEMENT:

X Approved for public release; distribution unlimited

The views, opinions and/or findings contained in this report are those of the author(s) and should not be construed as an official Department of the Army position, policy or decision unless so designated by other documentation.

| <b>REPORT DOCUMENTATION PAGE</b>  |                         |  | <i>Form Approved</i><br><i>OMB No. 0704-0188</i> |   |   |
|---|-------------------------|--|--|---|---|
| Public reporting burden for this collection of information is estimated to average 1 hour per response, including the time for reviewing instructions, searching existing data sources, gathering and maintaining the data needed, and completing and reviewing this collection of information. Send comments regarding this burden estimate or any other aspect of this collection of information, including suggestions for reducing this burden to Department of Defense, Washington Headquarters Services, Directorate for Information Operations and Reports (0704-0188), 1215 Jefferson Davis Highway, Suite 1204, Arlington, VA 22202-4302. Respondents should be aware that notwithstanding any other provision of law, no person shall be subject to any penalty for failing to comply with a collection of information if it does not display a currently valid OMB control number. <b>PLEASE DO NOT RETURN YOUR FORM TO THE ABOVE ADDRESS.</b>   |                         |  |  |   |   |
| <b>1. REPORT DATE</b><br>U&f à^! 2013   |                         | <b>2. REPORT TYPE</b><br>Annual Report |  | <b>3. DATES COVERED</b><br>15Ü^] ç{ à^!2012 – Fl Ù^] ç{ à^!2013 |   |
| <b>4. TITLE AND SUBTITLE</b><br><br>A Model for Predicting Cognitive and Emotional Health from Structural and Functional Neurocircuitry Following Traumatic Brain Injury  |                         |  | <b>5a. CONTRACT NUMBER</b><br>W81XWH-12-1-0386   |   |   |
|   |                         |  | <b>5b. GRANT NUMBER</b><br>Y Ì FYY PÊÇÊÊH Î      |   |   |
|   |                         |  | <b>5c. PROGRAM ELEMENT NUMBER</b>                |   |   |
| <b>6. AUTHOR(S)</b><br><br>William D.Killgore, Ph.D. , Mareen Weber, Ph.D., Maia Kipman B.Sc.<br><br>E-Mail: killgore@mclean.harvard.edu  |                         |  | <b>5d. PROJECT NUMBER</b>                        |   |   |
|   |                         |  | <b>5e. TASK NUMBER</b>                           |   |   |
|   |                         |  | <b>5f. WORK UNIT NUMBER</b>                      |   |   |
| <b>7. PERFORMING ORGANIZATION NAME(S) AND ADDRESS(ES)</b><br><br>McLean Hospital<br>115 Mill St.<br>Belmont, MA<br>02478  |                         |  | <b>8. PERFORMING ORGANIZATION REPORT NUMBER</b>  |   |   |
| <b>9. SPONSORING / MONITORING AGENCY NAME(S) AND ADDRESS(ES)</b><br>U.S. Army Medical Research and Materiel Command<br>Fort Detrick, Maryland 21702-5012<br><br>Institutional Review Board McLean Hospital 115 Mill St. Belmont, MA 02478   |                         |  | <b>10. SPONSOR/MONITOR'S ACRONYM(S)</b>          |   |   |
|   |                         |  | <b>11. SPONSOR/MONITOR'S REPORT NUMBER(S)</b>    |   |   |
| <b>12. DISTRIBUTION / AVAILABILITY STATEMENT</b><br>Approved for Public Release; Distribution Unlimited   |                         |  |  |   |   |
| <b>13. SUPPLEMENTARY NOTES</b>  |                         |  |  |   |   |
| <b>14. ABSTRACT</b><br><br>Mild traumatic brain injury (mTBI) is one of the major health problems facing military servicemembers returning from deployments. White matter axonal damage, as measured by neuroimaging techniques like Diffusion Weighted Imaging (DWI), is one of the hypothesized mechanisms contributing to the cognitive and affective sequelae of mTBI. Presently, many of the findings in the literature examining the association between DWI and neuropsychological outcome are contradictory, possibly due to differences in stage of recovery at the time of assessment. This study will address this problem by collecting measures of white matter integrity and concomitant neuropsychological status at five time points in the first year following an mTBI. Study preparations, including ethical approval, hiring and training of new staff, purchasing of equipment and materials, and validation of neuroimaging protocols, were completed ahead of schedule. Data collection is currently underway, but was recently slowed due to some technical issues with the scanner, but these have been resolved and we now have completed collection of 10 participants. The data are entered in a database, and data quality is monitored closely. The small sample size does not permit a meaningful data analysis yet. Overall, the study is progressing within expected limits. |                         |  |  |   |   |
| <b>15. SUBJECT TERMS</b> ^~^æÃ*ã~ {↔äæää  |                         |  |  |   |   |
| <b>16. SECURITY CLASSIFICATION OF:</b>  |                         |  | <b>17. LIMITATION OF ABSTRACT</b>                | <b>18. NUMBER OF PAGES</b>                                      | <b>19a. NAME OF RESPONSIBLE PERSON</b><br>USAMRMC |
| <b>a. REPORT</b><br>U   | <b>b. ABSTRACT</b><br>U | <b>c. THIS PAGE</b><br>U               |  |   | <b>19b. TELEPHONE NUMBER</b> (include area code)  |
|   |                         |  | UU   | 176   |   |

## Table of Contents

|  | <u>Page</u> |
|--|-------------|
| <b>Introduction.....</b>                 | <b>4</b>    |
| <b>Body.....</b>                         | <b>4</b>    |
| <b>Key Research Accomplishments.....</b> | <b>8</b>    |
| <b>Reportable Outcomes.....</b>          | <b>8</b>    |
| <b>Conclusion.....</b>                   | <b>8</b>    |
| <b>References.....</b>                   | <b>8</b>    |
| <b>Appendices.....</b>                   | <b>9</b>    |

## **INTRODUCTION**

Mild traumatic brain injury (TBI) represents a major health concern and economic burden in the United States [1]. A significant proportion of individuals with mild TBI will present with prolonged recovery and persistent symptoms, and it is yet unclear why some individuals will show a good injury outcome, whereas others will not [2-5]. Structural damage to white matter axonal tracts has been suggested to underlie these persistent behavioral changes [6-10]. Yet due to differences in brain imaging methods, neuropsychological testing approaches, and sample characteristics, this has not been consistently demonstrated at different recovery stages. Furthermore, the relationship between structural connectivity, functional connectivity and neuropsychological performance remain unclear.

The proposed study will be the first to systematically assess structural connectivity, functional connectivity and neuropsychological functioning at five recovery stages (i.e., two weeks, one month, three months, six months and 12 months) following mild TBI relative to healthy controls. We hypothesize that structural white matter tract disintegrity will underlie abnormalities in functional connectivity, neurocognitive performance and post-concussion symptom severity, but that these metrics will vary with time since injury. The primary aim of the proposed study is therefore to investigate whether measures of white matter disintegrity following mild TBI would explain abnormalities in functional connectivity of the brain, cognition and emotional disturbance, and whether white matter integrity (or lack thereof) could serve as a reliable biomarker of mild TBI. This will allow conclusions on the utility of measures of white matter integrity in the diagnosis of mild TBI. As the study incorporates five time points of measurement to represent different recovery stages of mild TBI, this will allow conclusions on the natural recovery course of mild TBI and the utility of white matter integrity measures in the prediction of injury outcome.

## **BODY**

### **Accomplishments According to Statement of Work (SOW)**

The study is progressing as planned. Consistent with the Statement of Work Year 1, the following tasks have been accomplished:

#### **SOW 1: Study preparation, staff hiring and materials acquisition.**

##### **Accomplishments:**

- The PI hired one research assistant and one post-doctoral fellow to work on the project. New study staff has been trained extensively in study procedures, administration of assessment tasks, magnetic resonance imaging data collection, data input, data storage and data quality checks.
- All materials necessary to initiate data collection were purchased, including computers, neuropsychological tests, and software.
- The PI hired an expert neuroimaging consultant from the A.A. Martinos Center for Biomedical Imaging, Massachusetts General Hospital, Harvard Medical School, Boston, MA to optimize the diffusion-weighted imaging protocol for the purpose of this study. The diffusion-weighted sequences underwent extensive testing and optimization prior to data collection.

- All other neuroimaging sequences (i.e., to collect anatomical and functional connectivity data) also underwent extensive testing prior to data collection.

## **SOW 2: Human subjects approval.**

### **Accomplishments:**

- The PI obtained local IRB approval on 5 SET 2012.
- The PI obtained approval through USAMRMC on 15 OCT 2012.

## **SOW 3: Advertisement and subject recruitment.**

### **Accomplishments:**

- Starting 1 MAR 2013, recruitment flyers were placed around the Boston metropolitan area. Additionally, emails were sent to Massachusetts's sport teams at all playing levels including coaches, athletic trainers, and team captains at all major universities and community colleges. Recruitment ads were also placed on internet platforms such as Craigslist and on internet radio stations such as Pandora.
- As of 1 OCT 2013, 51 subjects were screened via phone, of which 19 were deemed eligible for the study and scheduled for an intake assessment session. Of those volunteers, thus far 11 were consented and 10 have completed the study (2 healthy controls; 8 subjects with a history of mild TBI; two weeks post-injury: n=0, 1 month post-injury: n=0, 3 months post-injury: n=1, 6 months post-injury: n=5, 12 months post-injury: n=2). In addition, 4 subjects are scheduled for scanning sessions in the coming weeks.

## **SOW 4: Data collection.**

### **Accomplishments:**

- 10 participants have completed all aspects of the study (2 healthy controls, 0 at two weeks post-injury, 0 at one month post-injury, 1 at three months post-injury, 5 at six months post-injury, 2 at 12 months post-injury), yielding 10 complete data sets of neuroimaging and neuropsychological data.
- Neuroimaging data were transferred to local lab computers and checked for data quality (i.e., visual inspection for acquisition errors). All behavioral data were entered in excel spreadsheets by two different technicians and cross-validated for errors. As an example of the data that are being collected, Figure 1 shows the diffusion tensors (indicative of white matter tracks directionality) for a single subject at 6 months post-injury (axial view). Figure 2 visualizes diffusion tensors of a single subject at 3 months post-injury (coronal view).

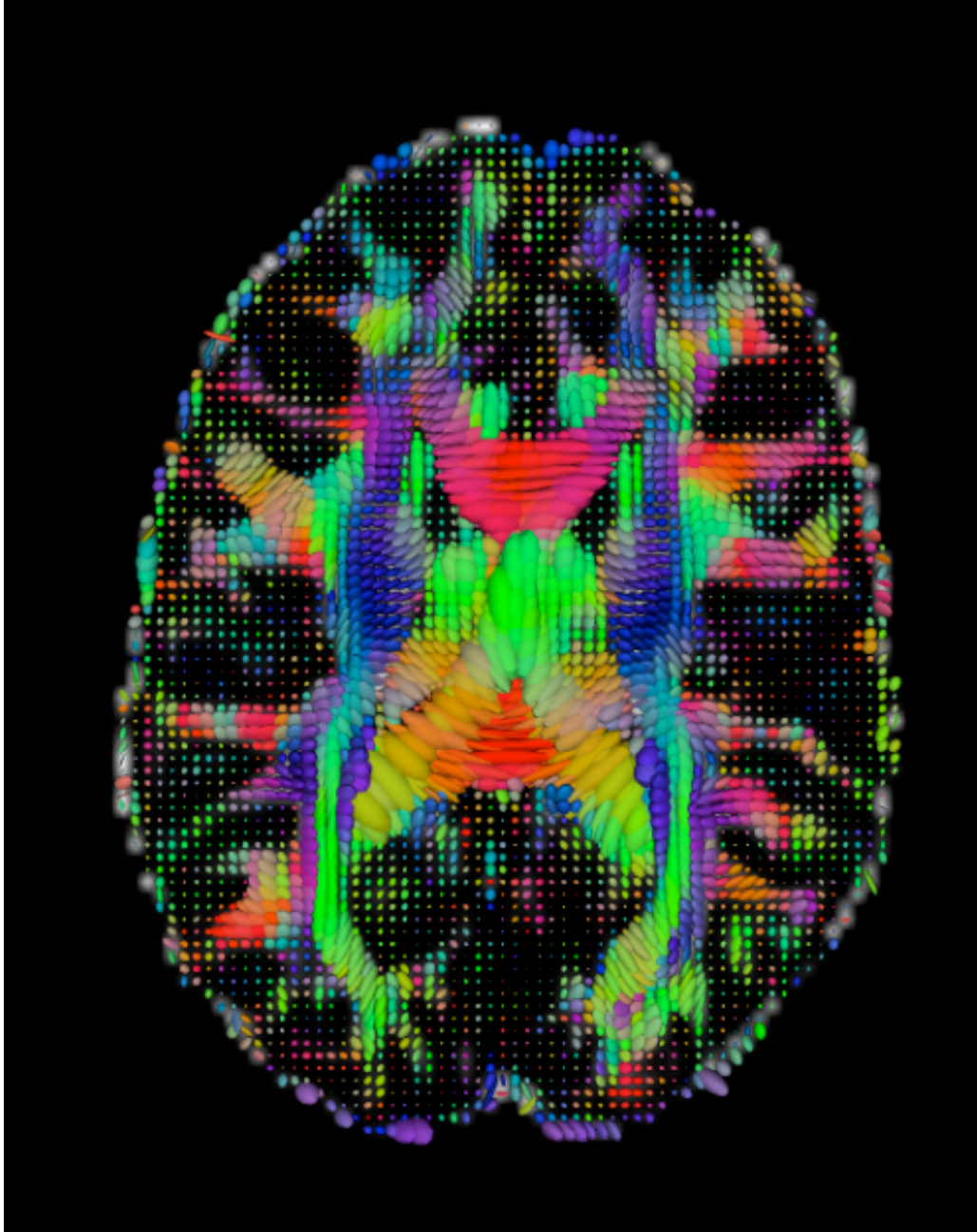


Figure 1: Visualization of diffusions tensors of a single subject at 6 months post-injury (axial view)

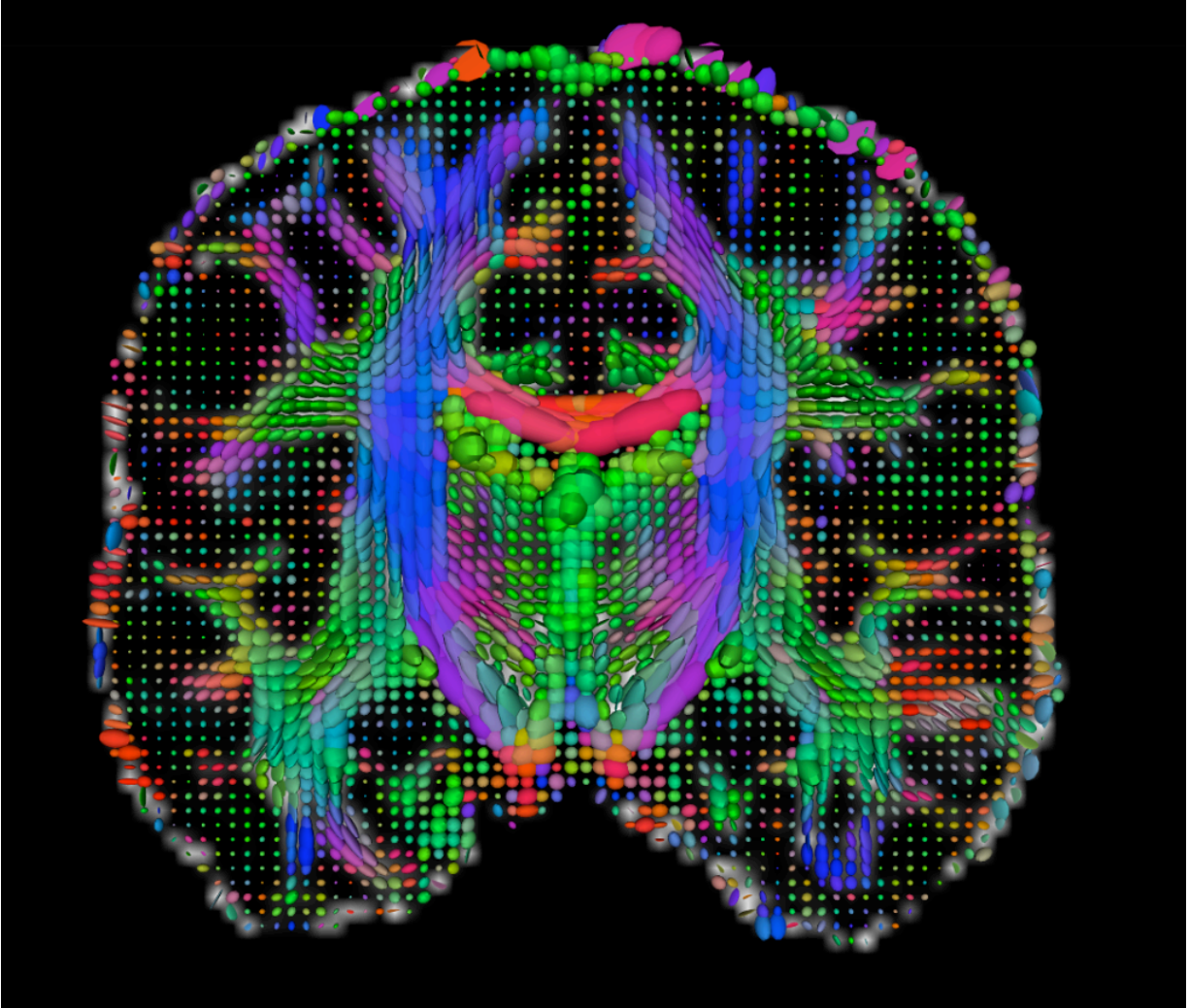


Figure 2: Visualization of diffusion tensors of a single subject at 3 months post-injury (coronal view)

**Preliminary findings:**

- The following descriptives illustrate the range of post-injury deficits and cognitive problems present in the current sample. Ten right-handed subjects aged 20 to 26 (mean age: 21.8, SD 1.93; 7 females, 3 males) participated in the study. All subjects with a history of mild TBI were assessed within 3 days of their respective post-injury date. Using the semi-structured Ohio State University TBI Interview, 50% present with multiple mild TBIs. Whereas all but one subject with a history of mild TBI reported good functional recovery from the injury in terms of work, school and social commitments, 37.5% of all subjects self-reported clinically relevant excessive daytime sleepiness on the Epworth Sleepiness Scale (ESS; mean 7.2, SD 4.02, range 2-14); 62.5% reported subjectively reduced sleep quality in the Pittsburgh Sleep Quality Index (PSQI; mean 6.3, SD 5.25, range 0-16); 12.5% presented with clinically minimal depression of the Beck Depression Inventory II (BDI-II, mean 2.1, SD 4.28, range 0-14); and 12.5% self-reported problematic drinking habits in the Alcohol Use Disorder Identification Test (AUDIT; mean 3.0, SD 2.82, range 0-

- 9).
- A meaningful analysis of these subjective problems or neuropsychological tests data in relation neuroimaging data is not yet possible due to the small sample size.

#### **Challenges:**

- After getting underway with recruitment and running of our first few participants, the MRI scanner had some technical difficulties. We opted to halt further recruitment and data collection until the scanner issues were resolved and we were assured of the quality of the neuroimaging scans. These issues have been resolved and recruitment is once again underway.

### **KEY RESEARCH ACCOMPLISHMENTS**

- Human subject approval was obtained early in the course of the study.
- Study preparations are completed.
- Advertisement, study recruitment and data collection started early and are ongoing.
- Data quality checks are ongoing.
- 10 complete data sets have been collected, with 4 subjects scheduled to take part in the study. Subjects are assessed within 3 days of their respective post-injury date.

### **REPORTABLE OUTCOMES**

As of 1 OCT 2013, the study sample is yet too small to conduct meaningful statistical analyses. This is particularly true for group comparisons.

### **CONCLUSION**

The study is progressing as planned. Of note, study preparations were completed ahead of schedule, meaning that advertisement, study recruitment, and data collection were started sooner than anticipated. As of 1 OCT 2013, data collection is actively underway but the sample is currently too small to conduct meaningful data analysis of the behavioral data in relation to neuroimaging data or time since injury. At present, the sample descriptive data suggest that our projected sample will be well matched to the published literature in terms of level of functional recovery. However, despite good overall functional recovery, our subjects with a history of TBI present with a wide range of subjective deficits including sleep problems, depression, and problematic alcohol use. Additional data collection is needed to relate these behavioral data to neuroimaging (i.e., diffusion-weighted imaging, resting-state functional connectivity) and time since injury (i.e., comparing the 5 different post-injury intervals and healthy controls). Given the early successes in study preparations and data collection, this study has a high likelihood of yielding conclusions on the relationships between time since injury, subjective problems, and structural and functional brain connectivity.

### **REFERENCES**

1. Humphreys, I., et al., *The costs of traumatic brain injury: a literature review*. ClinicoEconomics and outcomes research : CEOR, 2013. **5**: p. 281-7.
2. Bogdanova, Y. and M. Verfaellie, *Cognitive sequelae of blast-induced traumatic brain injury: recovery and rehabilitation*. Neuropsychology review, 2012. **22**(1): p. 4-20.

3. Lange, R.T., et al., *Neuropsychological outcome from uncomplicated mild, complicated mild, and moderate traumatic brain injury in US military personnel*. Archives of clinical neuropsychology : the official journal of the National Academy of Neuropsychologists, 2012. **27**(5): p. 480-94.
4. Lange, R.T., et al., *Variable, not always persistent, postconcussion symptoms after mild TBI in U.S. military service members: a five-year cross-sectional outcome study*. Journal of neurotrauma, 2013. **30**(11): p. 958-69.
5. Leong, B.K., et al., *Concomitant injuries and its influence on functional outcome after traumatic brain injury*. Disability and rehabilitation, 2013. **35**(18): p. 1546-51.
6. Arenth, P.M., et al., *Corpus Callosum Integrity and Neuropsychological Performance After Traumatic Brain Injury: A Diffusion Tensor Imaging Study*. The Journal of head trauma rehabilitation, 2013.
7. Jorge, R.E., et al., *White matter abnormalities in veterans with mild traumatic brain injury*. The American journal of psychiatry, 2012. **169**(12): p. 1284-91.
8. Morey, R.A., et al., *Effects of chronic mild traumatic brain injury on white matter integrity in Iraq and Afghanistan war veterans*. Human brain mapping, 2012.
9. Spitz, G., et al., *White matter integrity following traumatic brain injury: the association with severity of injury and cognitive functioning*. Brain topography, 2013. **26**(4): p. 648-60.
10. Yeh, P.H., et al., *Postconcussional disorder and PTSD symptoms of military-related traumatic brain injury associated with compromised neurocircuitry*. Human brain mapping, 2013.

## APPENDICES

## Page

|   |     |
|---|-----|
| List of Assessment.....   | 10  |
| Quad Chart.....   | 11  |
| Copies of Questionnaires & Examples of Computer-Administered Tasks..... | 12  |
| William D. "Scott" Killgore, Ph.D. Curriculum Vitae.....                | 123 |

**A Model for Predicting Cognitive and Emotional Health from Structural and Functional  
Neurocircuitry Following Traumatic Brain Injury**

**Study Tasks and Assessments**

California Verbal Learning Test (CVLT)

Brief Visual Memory Test-Revised (BVMT-R)

Delis-Kaplan Executive Function System (D-KEFS)

Glasgow Outcome Scale – Extended (GOS-E)

Repeatable Battery for the Assessment of Neuropsychological Status (RBANS)

Automated Neuropsychological Assessment Metrics (ANAM)

Psychomotor Vigilance Test (PVT)

Go/No Go

Connor- Davidson Resilience Scale (CD-RISC)

Beck Depression Inventory (BDI-II)

Snaith Hamilton Pleasure Scale (SHAPS)

State Trait Anxiety Inventory (STAI)

Personality Assessment Inventory (PAI)

Craig Handicap Assessment and Reporting Technique Short Form (CHART-SF)

MINI International Psychiatric Interview (MINI)

Wechsler Abbreviated Scale of Intelligence (WASI II)

TBI Interview

Rivermead Post Concussion Symptoms Questionnaire (RPCSQ)

Satisfaction With Life Scale (SWLS)

Alcohol Use Disorder Identification Test (AUDIT)

Day of Scan Questionnaire

Epworth Sleepiness Scale (ESS)

Pittsburgh Sleep Quality Index (PSQI)

Buss Perry Aggression

# A Model for Predicting Cognitive and Emotional Health from Structural and Functional Neurocircuitry following Traumatic Brain Injury

PT110814

W81XWH-12-1-0386

PI: William D. Killgore, Ph.D.

Org: McLean Hospital

Award Amount: \$2,272,098



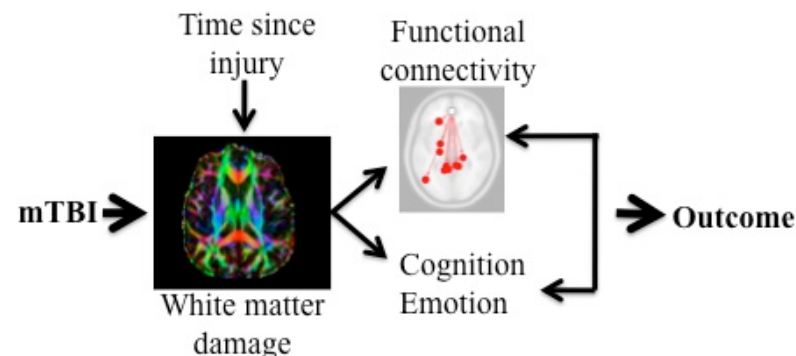
## Study/Product Aim(s)

- Demonstrate the extent to which structural white matter damage explains abnormalities in cognition and emotion at different recovery stages following mild traumatic brain injury (TBI).
- Demonstrate the extent to which structural white matter damage explains abnormalities in functional connectivity at different recovery stages following mild TBI.
- Determine whether white matter disintegrality could serve as an objective marker for mild TBI.

## Approach

Cross-sectional study involves comprehensive neuropsychiatric and neuropsychological assessment of 30 healthy controls and 150 individuals with mild TBI, of which 30 each will be assessed at 2 weeks, 1 month, 3 months, 6 months, and 12 months post-TBI. All participants undergo diffusion-weighted imaging and resting-state functional connectivity imaging.

The study investigates whether and how white matter damage at 5 different natural recovery stages contributes to functional connectivity, cognition and emotion.



Accomplishments: Completed study preparations including human subjects approval. Started advertisement, study recruitment and data collection earlier than anticipated. To date, 10 complete data sets have been collected.

## Timeline and Cost

| Activities                         | CY | 13                   | 14            | 15            | 16            |
|------------------------------------|----|----------------------|---------------|---------------|---------------|
| Study preparations                 |    | █                    |               |               |               |
| Data collection                    |    | ████████████████████ |               |               |               |
| Data quality check                 |    | ████████████████████ |               |               |               |
| Data analysis/ dissemination       |    |                      |               |               | █             |
| <b>Estimated Budget (\$2,272K)</b> |    | <b>\$532K</b>        | <b>\$601K</b> | <b>\$603K</b> | <b>\$536K</b> |

## Goals/Milestones (Example)

**CY13 Goal** – Study preparations, human subjects approval, start study recruitment and data collection

Completed study preparations early, started data collection early

**CY14 Goals** – Data collection, quality checks

Test approximately 60 subjects per CY

**CY15 Goal** – Data collection

Test approximately 60 subjects per CY

**CY16 Goal** – Data analysis and dissemination

Conduct final data analyses and prepare data for publication

## Comments/Challenges/Issues/Concerns

- MRI scanner repeatedly down, required postponing of study participation of several subjects
- Data collection expected to increase in coming year

## Budget Expenditure to Date

Projected Expenditure: \$531,783

Actual Expenditure: \$188,303

Updated: 11 OCT 2013

## CLINICAL ASSESSMENT



## California Verbal Learning Test® – Second Edition (CVLT® –II)

**Author(s):** Dean C. Delis, Joel H. Kramer, Edith Kaplan, Beth A. Ober

Obtain a detailed and comprehensive assessment of verbal learning and memory

### At a Glance:

- **Administration:** Standard and Alternate Forms: 30 minutes testing plus 30 minutes of delay. Short Form: 15 minutes testing plus 15 minutes of delay.
- **Software Available:** Yes
- **Qualification level:** C-Level
- **Publication Date:** 2000
- **Ages / Grades:** 16 to 89 years
- **Norms:** Nationally normed on a representative sample
- **Forms:** Short Form, Standard Form, Alternate Form

### Product Summary

#### Overview

Obtain the most comprehensive and detailed assessment of verbal learning and memory available for older adolescents and adults.

A revision of the classic test of verbal learning and memory, the **California Verbal Learning Test—Second Edition (CVLT–II)** includes:

- More comprehensive information provided by new items
- Flexible administration with new Short and Alternate Forms
- Expanded age range for broader usage
- Correlation with the *Wechsler Abbreviated Scale of Intelligence™* (WASI™) for valuable comparative data
- Technologically advanced scoring system

#### More Comprehensive Information

New items provide more comprehensive information than ever before. Examinees are read a list of words, selected after careful study of their frequency of use across multiple demographic variables, and asked to recall them across a series of trials. In addition to recall and recognition scores, CVLT–II measures encoding strategies, learning rates, error types, and other process data. CVLT–II includes forced-choice items useful for detecting malingering, thereby helping to reduce false results.

#### Flexible Administration

New options provide flexibility in test administration. You can use the Short Form when exam time is limited or when you need less detailed test information. The Short Form is also helpful when examinee fatigue is a concern, or severe memory or cognitive deficits make the Standard or Alternate Forms impractical. The Short Form features lists of nine words in three categories and takes only 15 minutes to administer (plus two delay periods totaling 15 minutes). The new Alternate Form prevents artificially inflated scores when re-testing is necessary. The Standard and Alternate Forms can be administered in 30 minutes, with an additional 30-minute delay.

#### Expanded Sample

Extensive clinical data are available. New norms are available on a national sample of adults selected to represent the U.S. population. Norms are provided for individuals from ages 16 to 89, increasing the use of the new edition.

#### Correlated with Wechsler Abbreviated™

CVLT–II is correlated with the *Wechsler Abbreviated Scale of Intelligence™* (WASI™), providing valuable comparison information about the effect of cognitive ability on verbal learning and memory.

#### Technologically Advanced Scoring System

The CVLT–II *Comprehensive Scoring System* provides rich information not available through typical hand scoring. The most technologically advanced scoring software yet, it offers multiple scoring options, varying from brief to highly detailed information.

[Back to Top](#)

## Details & Pricing

### Products

#### California Verbal Learning Test® – Second Edition (CVLT® –II)

| Qty                  | Code         | Name   | Price    |
|----------------------|--------------|--|----------|
| <input type="text"/> | 015-8035-720 | CVLT–II - Complete Kit CD-ROM Version Kit - Includes Software package, Manual, 25 Standard Record Forms, 1 Alternate Record Form, and 25 Short Record Forms. | \$675.00 |

[Back to Top](#)

### Accessories

#### CVLT–II - Manual

| Qty | Code | Name   | Price |
|-----|------|--|-------|
|     |      | Approved McLean IRB<br>2012p001515 08/31/2012 through 08/30/2013 |       |

015-8035-739

CVLT-II - Manual

\$145.00

**CVLT-II - Record Forms**

| Qty | Code         | Name   | Price   |
|-----|--------------|--|---------|
|     | 015-8035-747 | CVLT-II - Standard Record Forms - Pkg of 25  | \$78.75 |
|     | 015-8035-763 | CVLT-II - Short Record Forms - Pkg of 25     | \$69.00 |
|     | 015-8035-78X | CVLT-II - Alternate Record Forms - Pkg of 25 | \$78.75 |

[Back to Top](#)

**Software**

**CVLT®-II Comprehensive Scoring System**

| Qty | Code         | Name                             | Price    |
|-----|--------------|----------------------------------|----------|
|     | 015-8035-801 | Software package, CD-ROM Package | \$451.68 |

[Back to Top](#)

**ADD TO CART**



**CONTACT US**

**Phone:** 800.627.7271  
**Fax:** 800.232.1223  
 ClinicalCustomerSupport@Pearson.com

**Address:** Pearson  
 Attn: Inbound Sales & Customer Support  
 19500 Bulverde Road  
 San Antonio, TX 78259-3701

**HELPFUL LINKS**

Field Testing Opportunities  
 Research Assistance Program  
 University Alliance Program

Permissions & Licensing  
 Terms of Sale & Use  
 Returns  
 Legal  
 Privacy  
 Website Terms of Use

Home  
 Support  
 Training  
 Research  
 About  
 Ordering  
 Contact  
 Login  
 Cart

Copyright © 2012 Pearson Education, Inc. or its affiliate(s). All rights reserved.

**Categories**

- Achievement/Development
- Behavior/Health
- Equipment/Reference
- Foreign Language
- Forensic
- Intelligence/Cognitive
- Mobile Apps
- Neuropsychology
- Personality/Mood
- Speech/Language
- Vocational

[Browse Products A-Z](#)

**Connect With Us**



**Quick Links**

- Forms
- Supplemental Materials
- Permissions & Licensing
- Request a Catalog
- FAQs
- Data Collection
- Qualification Levels

**GoToMeeting**

ENTER MEETING ID

**Meet Now**  
CLICK HERE



[Related Products](#)

**Brief Visuospatial Memory Test-Revised (BVMT-R™)**

Ralph H. B. Benedict, PhD, ABCN



Validity studies were conducted with patients who had HIV-1 associated cognitive dysfunction, primary progressive dementia, and focal amnesia.

[Like](#) 1

**Purpose:** Measure visuospatial memory

**Age range:** 18 to 79 years

**Admin:** Individual

**Admin time:** 45 minutes timed (includes 25-minute delay)

**Scoring time:** 25 minutes

**Qualification level:** C

[Click here](#) for pricing.

**Supplemental Product Resources**

[Click here](#) for the BVMT-R bibliography. Note: You will need [Adobe® Reader®](#) to view the bibliography.

A measure of visuospatial memory, the BVMT-R can be used as part of a large neuropsychological battery, as a screening measure, and as a repeat measure to document changes over time.

**Designed for easy administration in clinical settings or at the bedside**

- Six equivalent, alternate stimulus forms consist of six geometric figures printed in a 2 x 3 array on separate pages.
- In three Learning Trials, the respondent views the stimulus page for 10 seconds and is asked to draw as many of the figures as possible in their correct location on a page in the response booklet. A Delayed Recall Trial is administered after a 25-minute delay.
- Last, a Recognition Trial, in which the respondent is asked to identify which of 12 figures were included among the original geometric figures, is administered.
- An optional Copy Trial may be administered to screen for severe visuoconstructive deficits and to help in scoring recall responses.
- Reliability coefficients range from .96 to .97 for the three Learning trials, .97 for Total Recall, and .97 for Delayed Recall. Test-retest reliability coefficients range from .60 for Trial 1 to .84 for Trial 3. The BVMT-R correlates most strongly with other tests of visual memory and less strongly with tests of verbal memory.

**Note:** [Stopwatch](#) is required for administration.

**Kits**

| Item number | Product description | List price |
|-------------|---------------------|------------|
|-------------|---------------------|------------|

|                   |  |                 |  |
|-------------------|--|-----------------|--|
| <b>WW-3607-KT</b> | <b>BVMT-R Introductory Kit</b><br>includes BVMT-R Professional Manual, HVLT-R/BVMT-R Professional Manual Supplement, Recognition Stimulus Booklet, Reusable Recall Stimulus Booklet, and 25 Response Forms | <b>\$336.00</b> |  |
|-------------------|--|-----------------|--|

## Manuals, Books, and Equipment

| Item number        | Product description  | List price      |  |
|--------------------|--|-----------------|--|
| <b>WW-10279-EM</b> | <b>Now Available!</b><br><b>BVMT-R e-Manual</b><br>e-Manuals are not returnable. Please see our <a href="#">FAQ</a> before ordering e-Manuals. | <b>\$51.00</b>  |  |
| <b>WW-3608-TM</b>  | <b>BVMT-R Professional Manual</b>  | <b>\$60.00</b>  |  |
| <b>WW-3609-TC</b>  | <b>BVMT-R Recognition Stimulus Booklet</b><br>easel format   | <b>\$158.00</b> |  |
| <b>WW-3610-TC</b>  | <b>BVMT-R Reusable Recall Stimulus Booklet</b><br>reusable   | <b>\$46.00</b>  |  |
| <b>WW-6023-TM</b>  | <b>HVLT-R/BVMT-R Professional Manual Supplement</b>  | <b>\$32.00</b>  |  |

## Forms and Booklets

| Item number       | Product description                   | List price     |  |
|-------------------|---------------------------------------|----------------|--|
| <b>WW-3611-RF</b> | <b>BVMT-R Response Forms (pkg/25)</b> | <b>\$70.00</b> |  |

## Related Products

[Hopkins Verbal Learning Test-Revised™ \(HVLT-R™\)](#)

[Continuous Visual Memory Test \(CVMT\)](#)

[Hopkins Verbal Learning Test-Revised™/Brief Visuospatial Memory Test-Revised™ Software Portfolio \(HVLT-R™/BVMT-R™ SP\)](#)

[Click here](#) to send us your comments about this product.



**One Call, One Contact   Free Technical Support   Same-Day Shipping   Satisfaction Guaranteed**

### Company

[About PAR](#)  
[Media & Press Releases](#)  
[Careers](#)  
[Community PARTners](#)

### Professional Resources

[Data Collection](#)  
[Research & Development](#)  
[Foreign Language](#)  
[Permissions & Licensing](#)  
[Supplemental Product Information](#)

### Assessment Consultants

[Conferences & Workshops](#)  
[QuickQuote](#)  
[Federal Purchasing](#)

### Support

[FAQ](#)  
[Customer Support](#)  
[Software Updates](#)  
[Contact](#)

### Legal

[Privacy Policy](#)  
[Terms & Conditions](#)  
[Federal Purchasing](#)  
[Capability Statement](#)  
[PAR's IP Position](#)

**Sign Up**  
**For News and Special Offers**

**Submit**

Copyright PAR, Inc. 2012

DELIS • KAPLAN  
**D·KEFS™**  
Executive Function System™



**Glasgow Outcome Scale - Extended**

Patient's name: \_\_\_\_\_

Date of interview: \_\_\_\_\_

Date of Birth: \_\_\_\_\_

Date of injury \_\_\_\_\_

Gender: M / F

Age at injury: \_\_\_\_\_

Interval post-injury: \_\_\_\_\_

Respondent: Patient alone \_\_\_ Relative/ friend/ carer alone \_\_\_ Patient + relative/ friend/ carer \_\_\_

Interviewer: \_\_\_\_\_

**CONSCIOUSNESS**

1. Is the head injured person able to obey simple commands, or say any words?

1 = No (VS)  
2 = Yes

Anyone who shows ability to obey even simple commands, or utter any word or communicate specifically in any other way is no longer considered to be in the vegetative state. Eye movements are not reliable evidence of meaningful responsiveness. Corroborate with nursing staff. Confirmation of VS requires full assessment as in the Royal College of Physician Guidelines.

**INDEPENDENCE IN THE HOME**

2a Is the assistance of another person at home essential every day for some activities of daily living?

1 = No  
2 = Yes

For a 'No' answer they should be able to look after themselves at home for 24 hours if necessary, though they need not actually look after themselves. Independence includes the ability to plan for and carry out the following activities: getting washed, putting on clean clothes without prompting, preparing food for themselves, dealing with callers, and handling minor domestic crises. The person should be able to carry out activities without needing prompting or reminding, and should be capable of being left alone overnight.

2b Do they need frequent help or someone to be around at home most of the time?

1 = No (Upper SD)  
2 = Yes (Lower SD)

For a 'No' answer they should be able to look after themselves at home for up to 8 hours during the day if necessary, though they need not actually look after themselves.

2c Was assistance at home essential before the injury?

1 = No  
2 = Yes

**INDEPENDENCE OUTSIDE THE HOME**

3a Are they able to shop without assistance?

1 = No (Upper SD)  
2 = Yes

This includes being able to plan what to buy, take care of money themselves, and behave appropriately in public. They need not normally shop, but must be able to do so.

3b Were they able to shop without assistance before the injury?

1 = No  
2 = Yes

4a Are they able to travel locally without assistance?

1 = No (Upper SD)  
2 = Yes

They may drive or use public transport to get around. Ability to use a taxi is sufficient, provided the person can phone for it themselves and instruct the driver.

4b Were they able to travel without assistance before the injury?

1 = No  
2 = Yes

WORK

5a Are they currently able to work to their previous capacity?  1 = No  
2 = Yes

If they were working before, then their current capacity for work should be at the same level. If they were seeking work before, then the injury should not have adversely affected their chances of obtaining work or the level of work for which they are eligible. If the patient was a student before injury then their capacity for study should not have been adversely affected.

5b How restricted are they?  1 = a (Upper MD)  
2 = b (Lower MD)  
a) Reduced work capacity.  
b) Able to work only in a sheltered workshop or non-competitive job, or currently unable to work.

5c Were they either working or seeking employment before the injury (answer 'yes') or were they doing neither (answer 'no')?  1 = No  
2 = Yes

SOCIAL & LEISURE ACTIVITIES

6a Are they able to resume regular social and leisure activities outside home?  1 = No  
2 = Yes

They need not have resumed all their previous leisure activities, but should not be prevented by physical or mental impairment. If they have stopped the majority of activities because of loss of interest or motivation then this is also considered a disability.

6b What is the extent of restriction on their social and leisure activities?  1 = a (Lower GR)  
2 = b (Upper MD)  
3 = c (Lower MD)  
a) Participate a bit less: at least half as often as before injury.  
b) Participate much less: less than half as often.  
c) Unable to participate: rarely, if ever, take part.

6c Did they engage in regular social and leisure activities outside home before the injury?  1 = No  
2 = Yes

FAMILY & FRIENDSHIPS

7a Have there been psychological problems which have resulted in ongoing family disruption or disruption to friendships?  1 = No  
2 = Yes

Typical post-traumatic personality changes: quick temper, irritability, anxiety, insensitivity to others, mood swings, depression, and unreasonable or childish behaviour.

7b What has been the extent of disruption or strain?  1 = a (Lower GR)  
2 = b (Upper MD)  
3 = c (Lower MD)  
a) Occasional - less than weekly  
b) Frequent - once a week or more, but tolerable.  
c) Constant - daily and intolerable.

7c Were there problems with family or friends before the injury?  1 = No  
2 = Yes

If there were some problems before injury, but these have become markedly worse since injury then answer 'No' to Q7c

RETURN TO NORMAL LIFE

8a Are there any other current problems relating to the injury which affect daily life?  1 = No (Upper GR)  
2 = Yes (Lower GR)

Other typical problems reported after head injury: headaches, dizziness, tiredness, sensitivity to noise or light, slowness, memory failures, and concentration problems.

8b Were similar problems present before the injury?  1 = No  
2 = Yes

If there were some problems before injury, but these have become markedly worse since injury then answer 'No' to Q8b

STRUCTURED INTERVIEWS FOR THE GOS AND GOSE

Epilepsy:

Since the injury has the head injured person had any epileptic fits? No / Yes

Have they been told that they are currently at risk of developing epilepsy? No / Yes

What is the most important factor in outcome?

Effects of head injury \_\_\_\_ Effects of illness or injury to another part of the body \_\_\_\_ A mixture of these \_\_\_\_

Scoring: The patient's overall rating is based on the lowest outcome category indicated on the scale. Refer to Guidelines for further information concerning administration and scoring

- 
- |   |                                      |
|---|--------------------------------------|
| 1 | Dead                                 |
| 2 | Vegetative State (VS)                |
| 3 | Lower Severe Disability (Lower SD)   |
| 4 | Upper Severe Disability (Upper SD)   |
| 5 | Lower Moderate Disability (Lower MD) |
| 6 | Upper Moderate Disability (Upper MD) |
| 7 | Lower Good Recovery (Lower GR)       |
| 8 | Upper Good Recovery (Upper GR)       |
- 

© Lindsay Wilson, Laura Pettigrew, Graham Teasdale 1998



Repeatable Battery for the Assessment  
of Neuropsychological Status  
Christopher Randolph

# Record Form A

Name \_\_\_\_\_ Age \_\_\_\_\_ Sex \_\_\_\_\_ Education Level \_\_\_\_\_

Examiner \_\_\_\_\_ Date of Testing \_\_\_\_\_ Ethnicity \_\_\_\_\_

Observations: \_\_\_\_\_

|                       | Immediate Memory | Visuospatial/Constructional | Language | Attention | Delayed Memory | Total Scale             |
|-----------------------|------------------|-----------------------------|----------|-----------|----------------|-------------------------|
| Index Score           |                  |                             |          |           |                |                         |
| Confidence Interval % |                  |                             |          |           |                |                         |
| Percentile            |                  |                             |          |           |                |                         |
| Index Score           |                  |                             |          |           |                | Percentile Rank         |
| 160                   |                  |                             |          |           |                | >99.9                   |
| 155                   |                  |                             |          |           |                | >99.9                   |
| 150                   |                  |                             |          |           |                | >99.9                   |
| 145                   |                  |                             |          |           |                | 99.9                    |
| 140                   |                  |                             |          |           |                | 99.6                    |
| 135                   |                  |                             |          |           |                | 99                      |
| 130                   |                  |                             |          |           |                | 98                      |
| 125                   |                  |                             |          |           |                | 95                      |
| 120                   |                  |                             |          |           |                | 91                      |
| 115                   |                  |                             |          |           |                | 84                      |
| 110                   |                  |                             |          |           |                | 75                      |
| 105                   |                  |                             |          |           |                | 63                      |
| 100                   |                  |                             |          |           |                | 50                      |
| 95                    |                  |                             |          |           |                | 37                      |
| 90                    |                  |                             |          |           |                | 25                      |
| 85                    |                  |                             |          |           |                | 16                      |
| 80                    |                  |                             |          |           |                | 9                       |
| 75                    |                  |                             |          |           |                | 5                       |
| 70                    |                  |                             |          |           |                | 2                       |
| 65                    |                  |                             |          |           |                | 1                       |
| 60                    |                  |                             |          |           |                | 0.4                     |
| 55                    |                  |                             |          |           |                | 0.1                     |
| 50                    |                  |                             |          |           |                | <0.1                    |
| 45                    |                  |                             |          |           |                | <0.1                    |
| 40                    |                  |                             |          |           |                | <0.1                    |
|                       |                  |                             |          |           |                | Total Scale Index Score |
|                       |                  |                             |          |           |                | 160                     |
|                       |                  |                             |          |           |                | 155                     |
|                       |                  |                             |          |           |                | 150                     |
|                       |                  |                             |          |           |                | 145                     |
|                       |                  |                             |          |           |                | 140                     |
|                       |                  |                             |          |           |                | 135                     |
|                       |                  |                             |          |           |                | 130                     |
|                       |                  |                             |          |           |                | 125                     |
|                       |                  |                             |          |           |                | 120                     |
|                       |                  |                             |          |           |                | 115                     |
|                       |                  |                             |          |           |                | 110                     |
|                       |                  |                             |          |           |                | 105                     |
|                       |                  |                             |          |           |                | 100                     |
|                       |                  |                             |          |           |                | 95                      |
|                       |                  |                             |          |           |                | 90                      |
|                       |                  |                             |          |           |                | 85                      |
|                       |                  |                             |          |           |                | 80                      |
|                       |                  |                             |          |           |                | 75                      |
|                       |                  |                             |          |           |                | 70                      |
|                       |                  |                             |          |           |                | 65                      |
|                       |                  |                             |          |           |                | 60                      |
|                       |                  |                             |          |           |                | 55                      |
|                       |                  |                             |          |           |                | 50                      |
|                       |                  |                             |          |           |                | 45                      |
|                       |                  |                             |          |           |                | 40                      |



**PEARSON**

Copyright © 1998 NCS Pearson, Inc. All rights reserved. **Warning:** No part of this publication may be reproduced or transmitted in any form or by any means, electronic or mechanical, including photocopy, recording, or any information storage and retrieval system, without permission in writing from the copyright owner. Pearson, PsychCorp, the PSI logo, and RBANS are trademarks, in the U.S. and/or other countries, of Pearson Education, Inc. or its affiliate(s). The Line Orientation portion of the RBANS is adapted from the "Judgment of Line Orientation" by Dr. Arthur Benton, under license from and reported with the permission of Psychological Assessment Resources, Inc. Printed in the United States of America.



Approved McLean IRB  
2012p001515 08/31/2012

0154166030

27 28 29 30 CDE

# 1 List Learning

## Trial 1

Say *I am going to read you a list of words. I want you to listen carefully and, when I finish, repeat back as many words as you can. You don't have to say them in the same order that I do—just repeat back as many words as you can remember, in any order. Okay?*

## Trials 2–4

Say *I am going to read the list again. When I finish, repeat back as many words as you can, even if you have already said them before. Okay?*

Record responses in order.

Scoring: 1 point for each word correctly recalled on each trial.

| List    | Trial 1 | Trial 2 | Trial 3 | Trial 4 |
|---------|---------|---------|---------|---------|
| Market  |         |         |         |         |
| Package |         |         |         |         |
| Elbow   |         |         |         |         |
| Apple   |         |         |         |         |
| Story   |         |         |         |         |
| Carpet  |         |         |         |         |
| Bubble  |         |         |         |         |
| Highway |         |         |         |         |
| Saddle  |         |         |         |         |
| Powder  |         |         |         |         |

|                |               |   |               |   |               |   |               |   |                           |
|----------------|---------------|---|---------------|---|---------------|---|---------------|---|---------------------------|
| Number Correct |               | + |               | + |               | + |               | = |                           |
|                | Total Trial 1 |   | Total Trial 2 |   | Total Trial 3 |   | Total Trial 4 |   | Total Score<br>Range=0–40 |

## 2 Story Memory

### Trial 1

Say *I am going to read you a short story. I'd like you to listen carefully and, when I finish, repeat back as much of the story as you can remember. Try and use the same wording, if you can. Okay?*

Read the story below, then say *Now repeat back as much of that story as you can.*

### Trial 2


Say *I am going to read that same story again. When I finish, I want you to again repeat back as much of the story as you can remember. Try to repeat it as exactly as you can.*

Read the story below, then say *Now repeat back as much of that story as you can.*

Scoring: 1 point for verbatim recall of bold, italic words or alternatives, shown below in color within parentheses. Record intrusions or variations in the Responses column.

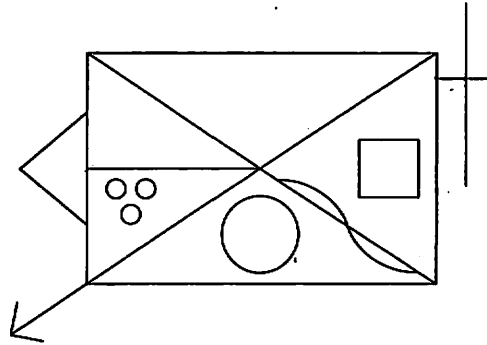
| Story  | Responses | Trial 1 Score<br>(0 or 1) | Trial 2 Score<br>(0 or 1)                        | Item Score<br>(0-2) |
|--|-----------|---------------------------|--|---------------------|
| 1. On <b>Tuesday</b> ,                               |           |                           |  |                     |
| 2. <b>May</b>  |           |                           |  |                     |
| 3. <b>Fourth</b> ,                                   |           |                           |  |                     |
| 4. in <b>Cleveland</b> , Ohio,                       |           |                           |  |                     |
| 5. a <b>3 alarm</b>                                  |           |                           |  |                     |
| 6. <b>fire</b> broke out.                            |           |                           |  |                     |
| 7. <b>Two</b>  |           |                           |  |                     |
| 8. <b>hotels</b>                                     |           |                           |  |                     |
| 9. and a <b>restaurant</b>                           |           |                           |  |                     |
| 10. were <b>destroyed</b>                            |           |                           |  |                     |
| 11. before the <b>firefighters (firemen)</b>         |           |                           |  |                     |
| 12. were able to <b>extinguish it (put it out)</b> . |           |                           |  |                     |
|  |           |                           | Total Score<br>(Trial 1 + Trial 2)<br>Range=0-24 |                     |

### 3 Figure Copy

 Time Limit: 4 minutes

Fold this page back and present the Figure Copy Drawing Page along with the stimulus. Ask the examinee to make an exact copy of the figure. Tell the examinee that he or she is being timed, but that the score is based *only* on the exactness of his or her copy.

**Scoring:** 1 point for correctness and completeness (drawing), and 1 point for proper placement. See Appendix 1 in Stimulus Booklet A for complete scoring criteria and scoring examples.



**Figure Copy Criteria**  
(Fold back for use.)


| Item               | Drawing<br>(0 or 1) | Placement<br>(0 or 1) | Score<br>(0, 1, or 2) | Scoring Criteria   |
|--------------------|---------------------|-----------------------|-----------------------|--|
| 1. rectangle       |                     |                       |                       | <b>Drawing:</b> lines are unbroken and straight; angles 90 degrees; top/bottom lines 25% longer than sides<br><b>Placement:</b> not rotated more than 15 degrees   |
| 2. diagonal cross  |                     |                       |                       | <b>Drawing:</b> lines are unbroken and straight and should approximately bisect each other<br><b>Placement:</b> ends of lines should meet corners of the rectangle without significant overlap or measurable distance between the ends of the lines and the corners  |
| 3. horizontal line |                     |                       |                       | <b>Drawing:</b> line is unbroken and straight; should not exceed 1/2 the length of the rectangle<br><b>Placement:</b> should bisect left side of the rectangle at approximately a right angle and intersect the diagonal cross   |
| 4. circle          |                     |                       |                       | <b>Drawing:</b> round, unbroken and closed; diameter should be approximately 1/4–1/3 height of rectangle<br><b>Placement:</b> placed in appropriate segment; not touching any other part of figure   |
| 5. 3 small circles |                     |                       |                       | <b>Drawing:</b> round, unbroken and closed; equal size; triangular arrangement; not touching each other<br><b>Placement:</b> in appropriate segment; not touching figure; triangle formed not rotated more than 15 degrees   |
| 6. square          |                     |                       |                       | <b>Drawing:</b> must be closed; 90 degree angles; lines straight and unbroken; height is 1/4–1/3 height of rectangle<br><b>Placement:</b> in appropriate segment; not touching any other part of figure; not rotated more than 15 degrees  |
| 7. curving line    |                     |                       |                       | <b>Drawing:</b> 2 curved segments are approximately equal in length and symmetrical; correct direction of curves<br><b>Placement:</b> ends of line touch diagonal; do not touch corner of rectangle or intersection of diagonal lines  |
| 8. outside cross   |                     |                       |                       | <b>Drawing:</b> vertical line of the outside cross is parallel to side of rectangle; >1/2 the height of rectangle; horizontal line crosses vertical at 90 degree angle and is between 20–50% of length of vertical line<br><b>Placement:</b> horizontal line of outside cross touches rectangle higher than 2/3 the height of rectangle, but below top; does not penetrate the rectangle |
| 9. triangle        |                     |                       |                       | <b>Drawing:</b> angle formed by 2 sides of triangle is between 60–100 degrees; sides are straight, unbroken and meet in a point; distance on vertical side of rectangle subsumed by triangle is approximately 50% of the height of vertical side<br><b>Placement:</b> roughly centered on the left vertical side of the rectangle  |
| 10. arrow          |                     |                       |                       | <b>Drawing:</b> straight and unbroken; lines forming arrow are approximately equal in length and not more than 1/3 length of staff<br><b>Placement:</b> must protrude from appropriate corner of rectangle such that staff appears to be continuation of diagonal cross  |

**Total Score**  
Range=0–20

# Figure Copy Drawing Page

(Fold back for use.)

## 4 Line Orientation

 Time Limit: 20 seconds/item


Present the sample item, and say *These two lines down here (indicate) match two of the lines on top. Can you tell me the numbers, or point to the lines that they match?* Correct any errors and make sure the examinee understands the task. Continue with Items 1–10.

Scoring: 1 point for each line correctly identified.

| Item   | Responses | Correct Responses | Score (0, 1, or 2) |
|--------|-----------|-------------------|--------------------|
| Sample |           | 1, 7              |                    |
| 1.     |           | 10, 12            |                    |
| 2.     |           | 4, 11             |                    |
| 3.     |           | 6, 9              |                    |
| 4.     |           | 8, 13             |                    |
| 5.     |           | 2, 4              |                    |

| Item                      | Responses | Correct Responses | Score (0, 1, or 2) |
|---------------------------|-----------|-------------------|--------------------|
| 6.                        |           | 1, 6              |                    |
| 7.                        |           | 3, 10             |                    |
| 8.                        |           | 5, 8              |                    |
| 9.                        |           | 1, 3              |                    |
| 10.                       |           | 11, 13            |                    |
| Total Score<br>Range=0–20 |           |                   |                    |

## 5 Picture Naming

 Time Limit: 20 seconds/item

Ask the examinee to name each picture. Give the semantic cue only if the picture is obviously misperceived.

Scoring: 1 point for each item that is correctly named spontaneously or following semantic cue.

| Item                      | Semantic Cue                                     | Responses | Score (0 or 1) |
|---------------------------|--|-----------|----------------|
| 1. chair                  | a piece of furniture                             |           |                |
| 2. pencil                 | used for writing                                 |           |                |
| 3. well                   | you get water from it                            |           |                |
| 4. giraffe                | an animal  |           |                |
| 5. sailboat               | used on the water (if "boat," query "what kind") |           |                |
| 6. cannon                 | a weapon, used in war                            |           |                |
| 7. pliers                 | a tool   |           |                |
| 8. trumpet                | a musical instrument ("cornet" okay)             |           |                |
| 9. clothespin             | used to hold laundry on a line                   |           |                |
| 10. kite                  | it's flown in the air                            |           |                |
| Total Score<br>Range=0–10 |  |           |                |

## 6 Semantic Fluency

 Time Limit: 60 seconds

Say *Now I'd like you to tell me the names of all of the different kinds of fruits and vegetables that you can think of. I'll give you one minute to come up with as many as you can. Ready?*

Scoring: 1 point for each correct response.

- |           |           |           |           |
|-----------|-----------|-----------|-----------|
| 1. _____  | 11. _____ | 21. _____ | 31. _____ |
| 2. _____  | 12. _____ | 22. _____ | 32. _____ |
| 3. _____  | 13. _____ | 23. _____ | 33. _____ |
| 4. _____  | 14. _____ | 24. _____ | 34. _____ |
| 5. _____  | 15. _____ | 25. _____ | 35. _____ |
| 6. _____  | 16. _____ | 26. _____ | 36. _____ |
| 7. _____  | 17. _____ | 27. _____ | 37. _____ |
| 8. _____  | 18. _____ | 28. _____ | 38. _____ |
| 9. _____  | 19. _____ | 29. _____ | 39. _____ |
| 10. _____ | 20. _____ | 30. _____ | 40. _____ |

Total Score  
Range=0-40

## 7 Digit Span

Say *I am going to say some numbers, and I want you to repeat them after me. Okay?*  
Read the numbers at the rate of 1 per second. Only read the second string in each set if the first string was failed.  
Discontinue after failure of both strings in any set.

Scoring: 2 points for the first string correct, 1 point for the second string correct, and 0 points for both strings failed.

| Item | First String      | String Score<br>(0 or 2) | Second String     | String Score<br>(0 or 1) | Item Score<br>(0-2) |
|------|-------------------|--------------------------|-------------------|--------------------------|---------------------|
| 1.   | 4-9               |                          | 5-3               |                          |                     |
| 2.   | 8-3-5             |                          | 2-4-1             |                          |                     |
| 3.   | 7-2-4-6           |                          | 1-6-3-8           |                          |                     |
| 4.   | 5-3-9-2-4         |                          | 3-8-4-9-1         |                          |                     |
| 5.   | 6-4-2-9-3-5       |                          | 9-1-5-3-7-6       |                          |                     |
| 6.   | 2-8-5-1-9-3-7     |                          | 5-3-1-7-4-9-2     |                          |                     |
| 7.   | 8-3-7-9-5-2-4-1   |                          | 9-5-1-4-2-7-3-8   |                          |                     |
| 8.   | 1-5-9-2-3-8-7-4-6 |                          | 5-1-9-7-6-2-3-6-5 |                          |                     |

Total Score  
Range=0-16

## 8 Coding



Time Limit: 90 seconds

Say **Look at these boxes** (indicate key). **For each one of these marks there is a number that goes with it. Down here there are marks, but no numbers. I want you to fill in the number that goes with each mark.**

Demonstrate the first three. Say **Now I would like you to fill in the rest of these boxes up to the double lines** (indicate) **for practice**. Correct any errors as they are made. Make sure that the examinee understands the task and has correctly completed the sample items before you begin timing.

Say **Now I would like you to continue to fill in the numbers that match the marks. Go as quickly as you can without skipping any. When you reach the end of the line, go on to the next one. Ready? Go ahead.**

Redirect the examinee to the task if he or she becomes distracted. If the examinee is unable to comprehend the task, the subtest score is 0.

Scoring: 1 point for each item correctly coded within 90 seconds (*do not* score the sample items).

Note: Familiarize yourself with these instructions before administering this subtest.

Total Score  
Range=0-89

|  |
|--|
|  |
|--|

## 9 List Recall

Say *Do you remember the list of words that I read to you in the beginning? Tell me as many of those words as you can remember now.*

Scoring: 1 point for each word correctly recalled.

| List<br>(Do not read.)    | Response | Score<br>(0 or 1) |
|---------------------------|----------|-------------------|
| Market                    |          |                   |
| Package                   |          |                   |
| Elbow                     |          |                   |
| Apple                     |          |                   |
| Story                     |          |                   |
| Carpet                    |          |                   |
| Bubble                    |          |                   |
| Highway                   |          |                   |
| Saddle                    |          |                   |
| Powder                    |          |                   |
| Total Score<br>Range=0-10 |          |                   |

## 10 List Recognition

Say *I'm going to read you some words. Some of these words were on that list, and some of them weren't. I want you to tell me which words were on the list.* For each word, ask *Was \_\_\_\_\_ on the list?*

Scoring: 1 point for each word correctly identified. Circle the letter corresponding to examinee's response (y = yes, n = no); bold, capitalized (Y, N) letter indicates correct response.

| List             | Circle One | List             | Circle One | List               | Circle One | List               | Circle One |
|------------------|------------|------------------|------------|--------------------|------------|--------------------|------------|
| 1. <b>Apple</b>  | Y n        | 6. sailor        | y N        | 11. <b>Bubble</b>  | Y n        | 16. <b>Saddle</b>  | Y n        |
| 2. honey         | y N        | 7. velvet        | y N        | 12. prairie        | y N        | 17. <b>Powder</b>  | Y n        |
| 3. <b>Market</b> | Y n        | 8. <b>Carpet</b> | Y n        | 13. <b>Highway</b> | Y n        | 18. angel          | y N        |
| 4. <b>Story</b>  | Y n        | 9. valley        | y N        | 14. oyster         | y N        | 19. <b>Package</b> | Y n        |
| 5. fabric        | y N        | 10. <b>Elbow</b> | Y n        | 15. student        | y N        | 20. meadow         | y N        |

Total Score  
Range=0-20

# 11 Story Recall

Say: *Do you remember that story about a fire that I read to you earlier? Tell me as many details from the story as you can remember now.*

Scoring: 1 point for each verbatim recall of bold, italic words or alternatives, shown below in color within parentheses. Record intrusions or variations in the Responses column.

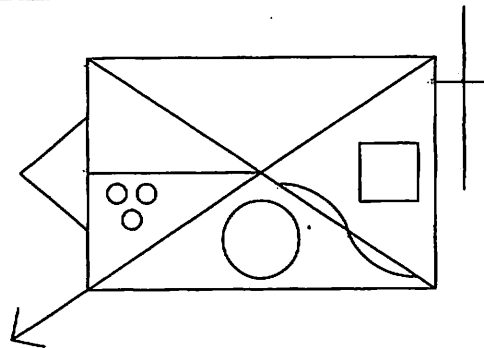
| Story (Do not read.)                                 | Responses | Item Score<br>(0 or 1) |
|--|-----------|------------------------|
| 1. On <b>Tuesday</b> ,                               |           |                        |
| 2. <b>May</b>  |           |                        |
| 3. <b>Fourth</b> ,                                   |           |                        |
| 4. in <b>Cleveland</b> , Ohio,                       |           |                        |
| 5. a <b>3 alarm</b>                                  |           |                        |
| 6. <b>fire</b> broke out.                            |           |                        |
| 7. <b>Two</b>  |           |                        |
| 8. <b>hotels</b>                                     |           |                        |
| 9. and a <b>restaurant</b>                           |           |                        |
| 10. were <b>destroyed</b>                            |           |                        |
| 11. before the <b>firefighters (firemen)</b>         |           |                        |
| 12. were able to <b>extinguish it (put it out)</b> . |           |                        |
| Total Score<br>Range=0-12                            |           |                        |

## 12 Figure Recall

Say *Do you remember that figure that I had you copy? I want you to draw as much of it as you can remember now. If you remember a part, but you're not sure where it goes, put it anywhere. Try to draw as much of it as you can.*

Now, present the Figure Recall Drawing Page.

Scoring: 1 point for correctness and completeness (drawing), and 1 point for proper placement. See Appendix 1 in Stimulus Booklet.A for complete scoring criteria and scoring examples.



### Figure Recall Criteria

(Fold back for use.)

| Item               | Drawing<br>(0 or 1) | Placement<br>(0 or 1) | Score<br>(0, 1, or 2) | Scoring Criteria   |
|--------------------|---------------------|-----------------------|-----------------------|--|
| 1. rectangle       |                     |                       |                       | Drawing: lines are unbroken and straight; angles 90 degrees; top/bottom lines 25% longer than sides<br>Placement: not rotated more than 15 degrees   |
| 2. diagonal cross  |                     |                       |                       | Drawing: lines are unbroken and straight and should approximately bisect each other<br>Placement: ends of lines should meet corners of the rectangle without significant overlap or measurable distance between the ends of the lines and the corners  |
| 3. horizontal line |                     |                       |                       | Drawing: line is unbroken and straight; should not exceed 1/2 the length of the rectangle<br>Placement: should bisect left side of the rectangle at approximately a right angle and intersect the diagonal cross   |
| 4. circle          |                     |                       |                       | Drawing: round, unbroken and closed; diameter should be approximately 1/4–1/3 height of rectangle<br>Placement: placed in appropriate segment; not touching any other part of figure   |
| 5. 3 small circles |                     |                       |                       | Drawing: round, unbroken and closed; equal size; triangular arrangement; not touching each other<br>Placement: in appropriate segment; not touching figure; triangle formed not rotated more than 15 degrees   |
| 6. square          |                     |                       |                       | Drawing: must be closed; 90 degree angles; lines straight and unbroken; height is 1/4–1/3 height of rectangle<br>Placement: in appropriate segment; not touching any other part of figure; not rotated more than 15 degrees  |
| 7. curving line    |                     |                       |                       | Drawing: 2 curved segments are approximately equal in length and symmetrical; correct direction of curves<br>Placement: ends of line touch diagonal; do not touch corner of rectangle or intersection of diagonal lines  |
| 8. outside cross   |                     |                       |                       | Drawing: vertical line of the outside cross is parallel to side of rectangle; >1/2 the height of rectangle; horizontal line crosses vertical at 90 degree angle and is between 20–50% of length of vertical line<br>Placement: horizontal line of outside cross touches rectangle higher than 2/3 the height of rectangle, but below top; does not penetrate the rectangle |
| 9. triangle        |                     |                       |                       | Drawing: angle formed by 2 sides of triangle is between 60–100 degrees; sides are straight, unbroken and meet in a point; distance on vertical side of rectangle subsumed by triangle is approximately 50% of the height of vertical side<br>Placement: roughly centered on the left vertical side of the rectangle  |
| 10. arrow          |                     |                       |                       | Drawing: straight and unbroken; lines forming arrow are approximately equal in length and not more than 1/3 length of staff<br>Placement: must protrude from appropriate corner of rectangle such that staff appears to be continuation of diagonal cross  |

Total Score  
Range=0–20

# Figure Recall Drawing Page

(Fold back for use.)




# ANAM4™

*Automated Neuropsychological Assessment Metrics*

## Psychomotor Vigilance Test

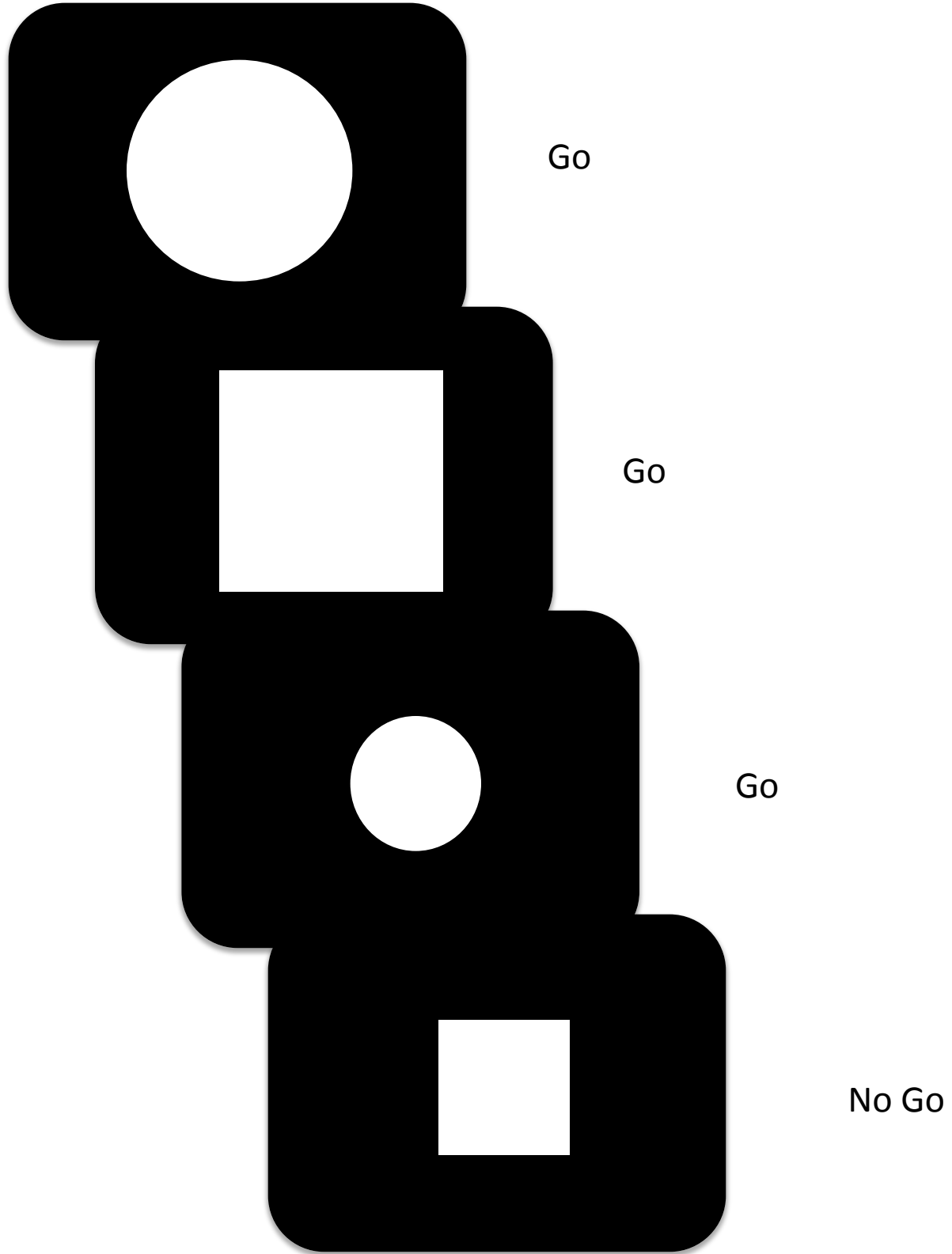
Press the spacebar every time an “x” appears on the screen.



DELIS • KAPLAN  
**D·KEFS™**  
Executive Function System™



Go/No-Go Task



CD-RISC

Subject: \_\_\_\_\_ Date: \_\_\_\_\_ Time: \_\_\_\_\_

Think about how you have been feeling over the past month. Using the scale below, please rate each of the following statements for how well they describe you **DURING THE PAST MONTH.**

| <b>0</b>               | <b>1</b>           | <b>2</b>              | <b>3</b>          | <b>4</b>                        |
|------------------------|--------------------|-----------------------|-------------------|---------------------------------|
| <b>not true at all</b> | <b>rarely true</b> | <b>sometimes true</b> | <b>often true</b> | <b>true nearly all the time</b> |

1. \_\_\_\_\_ Able to adapt to change
2. \_\_\_\_\_ Close and secure relationships
3. \_\_\_\_\_ Sometimes fate or God can help
4. \_\_\_\_\_ Can deal with whatever comes
5. \_\_\_\_\_ Past success gives confidence for new challenge
6. \_\_\_\_\_ See the humorous side of things
7. \_\_\_\_\_ Coping with stress strengthens
8. \_\_\_\_\_ Tend to bounce back after illness or hardship
9. \_\_\_\_\_ Things happen for a reason
10. \_\_\_\_\_ Best effort no matter what
11. \_\_\_\_\_ You can achieve your goals
12. \_\_\_\_\_ When things look hopeless, I don't give up
13. \_\_\_\_\_ Know where to turn for help
14. \_\_\_\_\_ Under pressure, focus and think clearly
15. \_\_\_\_\_ Prefer to take the lead in problem solving
16. \_\_\_\_\_ Not easily discouraged by failure
17. \_\_\_\_\_ Think of self as strong person
18. \_\_\_\_\_ Make unpopular or difficult decisions
19. \_\_\_\_\_ Can handle unpleasant feelings
20. \_\_\_\_\_ Have to act on a hunch
21. \_\_\_\_\_ Strong sense of purpose
22. \_\_\_\_\_ In control of your life
23. \_\_\_\_\_ I like challenges
24. \_\_\_\_\_ You work to attain your goals
25. \_\_\_\_\_ Pride in your achievements

**Participant #:** \_\_\_\_\_

**Date:** \_\_\_\_\_

**BDI - II**

This questionnaire consists of 21 groups of statements. Please read each group of statements carefully, and then pick out the ONE STATEMENT in each group that best describes the way you have been feeling during the PAST TWO WEEKS, INCLUDING TODAY. Circle the number beside the statement you have picked. If several statements in the group seem to apply equally well, circle the highest number for that group. Be sure that you do not choose more than one statement for any group, including Item 16 (Changes in sleeping pattern) or Item 18 (Changes in Appetite).

### **1. Sadness**

- 0 I do not feel sad.
- 1 I feel sad much of the time.
- 2 I am sad all the time
- 3 I am so sad or unhappy that I can't stand it.

### **2. Pessimism**

- 0 I am not discouraged about my future.
- 1 I feel more discouraged about my future than I used to be.
- 2 I do not expect things to work out for me.
- 3 I feel that my future is hopeless and will only get worse.

### **3. Past Failure**

- 0 I do not feel like a failure.
- 1 I have failed more than I should have.
- 2 As I look back, I see a lot of failures.
- 3 I feel I am a total failure as a person.

### **4. Loss of Pleasure**

- 0 I get as much pleasure as I ever did from the things I enjoy.
- 1 I don't enjoy things as much as I used to.
- 2 I get very little pleasure from the things I used to enjoy.
- 3 I can't get any pleasure from the things I used to enjoy.

### **5. Guilty Feelings**

- 0 I don't feel particularly guilty.
- 1 I feel guilty over many things I have done or should have done.
- 2 I feel quite guilty most of the time.
- 3 I feel guilty all of the time.

## **6. Punishment Feelings**

- 0 I don't feel I am being punished.
- 1 I feel I may be punished.
- 2 I expect to be punished.
- 3 I feel I am being punished.

## **7. Self-Dislike**

- 0 I feel the same about myself as ever.
- 1 I have lost confidence in myself.
- 2 I am disappointed in myself.
- 3 I dislike myself.

## **8. Self-Criticalness**

- 0 I don't criticize or blame myself more than usual.
- 1 I am more critical of myself than I used to be.
- 2 I criticize myself for all of my faults.
- 3 I blame myself for everything bad that happens.

## **9. Suicidal Thoughts or Wishes**

- 0 I don't have any thoughts of killing myself.
- 1 I have thoughts of killing myself, but I would not carry them out.
- 2 I would like to kill myself.
- 3 I would kill myself if I had the chance.

## **10. Crying**

- 0 I don't cry any more than I used to.
- 1 I cry more than I used to
- 2 I cry over every little thing.
- 3 I feel like crying, but I can't.

### **11. Agitation**

- 0 I am no more restless or wound up than usual.
- 1 I feel more restless or wound up than usual.
- 2 I am so restless or agitated that it's hard to stay still.
- 3 I am so restless or agitated that I have to keep moving or doing something.

### **12. Loss of Interest**

- 0 I have not lost interest in other people or activities
- 1 I am less interested in other people or things than before.
- 2 I have lost most of my interest in other people or things
- 3 It's hard to get interested in anything.

### **13. Indecisiveness**

- 0 I make decisions about as well as ever.
- 1 I find it more difficult to make decisions than usual.
- 2 I have much greater difficulty in making decisions than I used to.
- 3 I have trouble making any decisions.

### **14. Worthlessness**

- 0 I don't feel I am worthless.
- 1 I do not consider myself as worthwhile and useful as I used to.
- 2 I feel more worthless as compared to other people.
- 3 I feel utterly worthless.

### **15. Loss of Energy**

- 0 I have as much energy as ever.
- 1 I have less energy than I used to have.
- 2 I don't have enough energy to do very much.
- 3 I don't have enough energy to do anything.

### **16. Changes in Sleeping Pattern**

0 I have not experienced any change in my sleeping pattern.

-----

1a I sleep somewhat more than usual.

1b I sleep somewhat less than usual.

-----

2a I sleep a lot more than usual.

2b I sleep a lot less than usual.

-----

3a I sleep most of the day.

3b I wake up 1-2 hours early and can't get back to sleep.

### **17. Irritability**

0 I am no more irritable than usual.

1 I am more irritable than usual.

2 I am much more irritable than usual.

3 I am irritable all the time.

### **18. Changes in Appetite**

0 I have not experienced any change in my appetite

-----

1a My appetite is somewhat less than usual.

1b My appetite is somewhat greater than usual.

-----

2a My appetite is much less than before.

2b My appetite is much greater than usual.

-----

3a I have no appetite at all.

3b I crave food all the time.

### **19. Concentration Difficulty**

0 I can concentrate as well as ever.

1 I can't concentrate as well as usual.

2 It's hard to keep my mind on anything for very long.

3 I find I can't concentrate on anything.

**20. Tiredness or Fatigue**

- 0 I am no more tired or fatigued than usual.
- 1 I get more tired or fatigued more easily than usual.
- 2 I am too tired or fatigued to do a lot of the things I used to do.
- 3 I am too tired or fatigued to do most of the things I used to do.

**21. Loss of interest in Sex**

- 0 I have not noticed any recent change in my interest in sex.
- 1 I am less interested in sex than I used to be.
- 2 I am much less interested in sex now.
- 3 I have lost interest in sex completely.

## Snaith-Hamilton Pleasure Scale

This questionnaire is designed to measure your ability to experience pleasure in the last few days.

It is important to read each statement very carefully.

Circle the answer that corresponds to how much you agree or disagree with each statement.

- |   |                   |          |          |                   |
|---|-------------------|----------|----------|-------------------|
| 1. I would enjoy my favorite television or radio program. ....  | Strongly Disagree | Disagree | Agree    | Strongly Agree    |
| 2. I would enjoy being with my family or close friends. ....  | Definitely Agree  | Agree    | Disagree | Strongly Disagree |
| 3. I would find pleasure in my hobbies and past-times. ....   | Strongly Disagree | Disagree | Agree    | Strongly Agree    |
| 4. I would be able to enjoy my favorite meal. ....  | Definitely Agree  | Agree    | Disagree | Strongly Disagree |
| 5. I would enjoy a warm bath or refreshing shower. ....   | Definitely Agree  | Agree    | Disagree | Strongly Disagree |
| 6. I would find pleasure in the scent of flowers or the smell<br>of a fresh sea breeze or freshly baked bread. .... | Strongly Disagree | Disagree | Agree    | Strongly Agree    |
| 7. I would enjoy seeing other people's smiling faces. ....  | Definitely Agree  | Agree    | Disagree | Strongly Disagree |
| 8. I would enjoy looking smart when I have made<br>an effort with my appearance. ....                               | Strongly Disagree | Disagree | Agree    | Strongly Agree    |
| 9. I would enjoy reading a book, magazine, or newspaper. ....   | Definitely Agree  | Agree    | Disagree | Strongly Disagree |
| 10. I would enjoy a cup of tea or coffee or my favorite drink. ....   | Strongly Disagree | Disagree | Agree    | Strongly Agree    |
| 11. I would find pleasure in small things, e.g. bright sunny day,<br>a telephone call from a friend. ....           | Strongly Disagree | Disagree | Agree    | Strongly Agree    |
| 12. I would be able to enjoy a beautiful landscape or view. ....  | Definitely Agree  | Agree    | Disagree | Strongly Disagree |
| 13. I would get pleasure from helping others. ....  | Strongly Disagree | Disagree | Agree    | Strongly Agree    |
| 14. I would feel pleasure when I receive praise from other people. ....   | Definitely Agree  | Agree    | Disagree | Strongly Disagree |

STAI Form S

Name: \_\_\_\_\_ Date: \_\_\_\_\_

DIRECTIONS: A number of statements which people have used to describe themselves are given below. Read each statement and then circle the appropriate number to the right of the statement to indicate how you feel right now, THAT IS, at this moment.

There are no right or wrong answers.  
Do not spend too much time on any one statement but give the answer which seems to describe your present feelings best.

|   | Not at all | Somewhat | Moderately so | Very much so |
|---|------------|----------|---------------|--------------|
| 1. I feel calm. . . . .                                       | 1          | 2        | 3             | 4            |
| 2. I feel secure. . . . .                                     | 1          | 2        | 3             | 4            |
| 3. I am tense . . . . .                                       | 1          | 2        | 3             | 4            |
| 4. I feel regretful . . . . .                                 | 1          | 2        | 3             | 4            |
| 5. I feel at ease . . . . .                                   | 1          | 2        | 3             | 4            |
| 6. I feel upset . . . . .                                     | 1          | 2        | 3             | 4            |
| 7. I am presently worrying over possible misfortunes. . . . . | 1          | 2        | 3             | 4            |
| 8. I feel rested. . . . .                                     | 1          | 2        | 3             | 4            |
| 9. I feel anxious . . . . .                                   | 1          | 2        | 3             | 4            |
| 10. I feel comfortable . . . . .                              | 1          | 2        | 3             | 4            |
| 11. I feel self-confident. . . . .                            | 1          | 2        | 3             | 4            |
| 12. I feel nervous . . . . .                                  | 1          | 2        | 3             | 4            |
| 13. I am jittery . . . . .                                    | 1          | 2        | 3             | 4            |
| 14. I feel "high strung" . . . . .                            | 1          | 2        | 3             | 4            |
| 15. I am relaxed . . . . .                                    | 1          | 2        | 3             | 4            |
| 16. I feel content . . . . .                                  | 1          | 2        | 3             | 4            |
| 17. I am worried . . . . .                                    | 1          | 2        | 3             | 4            |
| 18. I feel over-excited and "rattled". . . . .                | 1          | 2        | 3             | 4            |
| 19. I feel joyful. . . . .                                    | 1          | 2        | 3             | 4            |
| 20. I feel pleasant. . . . .                                  | 1          | 2        | 3             | 4            |

STAI Form T

NAME \_\_\_\_\_ DATE \_\_\_\_\_

DIRECTIONS: A number of statements which people have used to describe themselves are given below. Read each statement and then circle the appropriate number to the right of the statement to indicate how you generally feel.

There are no right or wrong answers.  
Do not spend too much time on any one statement but give the answer which seems to describe how you generally feel.

|   | Almost never | Sometimes | Often | Almost always |
|---|--------------|-----------|-------|---------------|
| 21. I feel pleasant . . . . .   | 1            | 2         | 3     | 4             |
| 22. I tire quickly . . . . .  | 1            | 2         | 3     | 4             |
| 23. I feel like crying . . . . .  | 1            | 2         | 3     | 4             |
| 24. I wish I could be as happy as others seem to be . . . . .   | 1            | 2         | 3     | 4             |
| 25. I am losing out on things because I can't make up my mind soon enough . . . . .                   | 1            | 2         | 3     | 4             |
| 26. I feel rested . . . . .   | 1            | 2         | 3     | 4             |
| 27. I am "calm, cool, and collected" . . . . .  | 1            | 2         | 3     | 4             |
| 28. I feel that difficulties are piling up so that I cannot overcome them . . . . .                   | 1            | 2         | 3     | 4             |
| 29. I worry too much over something that really doesn't matter . . . . .                              | 1            | 2         | 3     | 4             |
| 30. I am happy . . . . .  | 1            | 2         | 3     | 4             |
| 31. I am inclined to take things hard . . . . .   | 1            | 2         | 3     | 4             |
| 32. I lack self-confidence . . . . .  | 1            | 2         | 3     | 4             |
| 33. I feel secure . . . . .   | 1            | 2         | 3     | 4             |
| 34. I try to avoid facing a crises or difficulty . . . . .  | 1            | 2         | 3     | 4             |
| 35. I feel blue . . . . .   | 1            | 2         | 3     | 4             |
| 36. I am content . . . . .  | 1            | 2         | 3     | 4             |
| 37. Some unimportant thought runs through my mind and bothers me . . . . .                            | 1            | 2         | 3     | 4             |
| 38. I take disappointments so keenly that I can't put them out of my mind . . . . .                   | 1            | 2         | 3     | 4             |
| 39. I am a steady person . . . . .  | 1            | 2         | 3     | 4             |
| 40. I get in a state of tension or turmoil as I think over my recent concerns and interests . . . . . | 1            | 2         | 3     | 4             |

# Personality Assessment Inventory (PAI)



99% of the products we distribute are in stock at all times.

## Personality Assessment Inventory™ (PAI®)

Leslie C. Morey, PhD

### Product Search

[Advanced Search](#)

### About PAR

### Products

### Request Catalog

### Conferences/Workshops

### Assessment Consultants

### Research and Development

### Opportunities at PAR

### Community Involvement

### Permissions and Licensing

### PAR Report Card

### Forms

### Contact Us

Telephone 1.800.331.8378  
Fax 1.800.727.9329  
Tech Support 1.800.899.8378

### Customer Comments:

"The speed with which you fill your orders is to be commended! This is very helpful for your customers. Thank you!"

Laura Liljequist, PhD  
Murray, KY



Revised and updated materials help increase the accuracy of personality assessment.

**Purpose:** 22 nonoverlapping full scales provide a comprehensive assessment of adult psychopathology in ages 18 years and older

**Age Range:** Adult  
Elder Adult

**Admin:** Individual or group

**Time:** 50-60 minutes to administer; 15-20 minutes to score

**Qualification:** **C**

**Sample Reports:** N/A

**Related Products:** [PAI® Professional Report Service](#)

[PAI® Software Portfolio](#)  
[Personality Assessment Inventory™-Adolescent](#)

With its newly revised Professional Manual, Profile Form Adults-Revised, and Critical Items Form-Revised, the PAI® continues to raise the standard for the assessment of adult psychopathology. This objective inventory of adult personality assesses psychopathological syndromes and provides information relevant for clinical diagnosis, treatment planning, and screening for psychopathology. Since its introduction, the PAI has been heralded as one of the most important innovations in the field of clinical assessment.

### PAI® Scales and Subscales

The 344 PAI items constitute 22 nonoverlapping scales covering the constructs most relevant to a broad-based assessment of mental disorders: 4 validity scales, 11 clinical scales, 5 treatment scales, and 2 interpersonal scales. To facilitate interpretation and to cover the full range of complex clinical constructs, 10 scales contain conceptually derived subscales.

The PAI Clinical scales were developed to provide information about critical diagnostic features of 11 important clinical constructs. These 11 scales may be divided into three broad classes of disorders: those within the neurotic spectrum, those within the psychotic spectrum, and those associated with behavior disorder or impulse control problems.

The Treatment scales were developed to provide indicators of potential complications in treatment that would not necessarily be apparent from diagnostic information. These five scales include two indicators of potential for harm to self or others, two measures of the respondent's environmental circumstances, and one indicator of the respondent's motivation for treatment.

The Interpersonal scales were developed to provide an assessment of the respondent's interpersonal style along two dimensions: a warmly affiliative versus a cold rejecting style, and a dominating/controlling versus a meekly submissive style. These axes provide a useful way of conceptualizing many different mental disorders: persons at the extremes of these dimensions may present with a variety of disorders. A number of studies provide evidence that diagnostic groups differ on these dimensions.

The PAI includes a Borderline Features scale and an Antisocial Features scale. Both of these scales specifically assess character pathology. The Borderline Features scale is the only PAI scale that has four subscales, reflecting the factorial complexity of the construct. The Antisocial Features scale includes a total of three facets: one assessing antisocial behaviors, and the other two assessing antisocial traits.

## Rating Form

### **WHAT ASSISTANCE DO YOU NEED?**

*People with disabilities often need assistance. We would like to differentiate between personal care for physical disabilities and supervision for cognitive problems. First, focus on physical "hands on" assistance: This includes help with eating, grooming, bathing, dressing, management of a ventilator or other equipment, transfers etc. Keeping in mind these daily activities...*

1. How many hours in a typical 24-hour day do you have someone with you to provide physical assistance for personal care activities such as eating, bathing, dressing, toileting and mobility?

\_\_\_\_\_ hours paid assistance  
\_\_\_\_\_ hours unpaid (family, others)

*Now, focus on supervision for cognitive problems instead of physical assistance. This includes remembering, decision making, judgment, etc..*

2. How much time is someone with you in your home to assist you with activities that require remembering, decision making, or judgment?

- [1] \_\_\_\_\_ Someone else is always with me to observe or supervise.  
[2] \_\_\_\_\_ Someone else is always around, but they only check on me now and then.  
[3] \_\_\_\_\_ Sometimes I am left alone for an hour or two.  
[4] \_\_\_\_\_ Sometimes I am left alone for most of the day  
[5] \_\_\_\_\_ I have been left alone all day and all night, but someone checks in on me.  
[6] \_\_\_\_\_ I am left alone without anyone checking on me.

3. How much of the time is someone with you to help you with remembering, decision making, or judgment when you go away from your home?

- [1] \_\_\_\_\_ I am restricted from leaving, even with someone else.  
[2] \_\_\_\_\_ Someone is always with me to help with remembering, decision making or judgment when I go anywhere.  
[3] \_\_\_\_\_ I go to places on my own as long as they are familiar.  
[4] \_\_\_\_\_ I do not need help going anywhere.

*Now, I have a series of questions about your typical activities.*

### **ARE YOU UP AND ABOUT REGULARLY?**

4. On a typical day, how many hours are you out of bed? \_\_\_\_\_ hours
5. In a typical week, how many days do you get out of your house and go somewhere? \_\_\_\_\_ days
6. In the last year, how many nights have you spent away from your home (excluding hospitalizations?)  
[0] \_\_\_\_\_ none [1] \_\_\_\_\_ 1-2 [3] \_\_\_\_\_ 3-4 [5] \_\_\_\_\_ 5 or more

### **HOW DO YOU SPEND YOUR TIME?**

7. How many hours per week do you spend working in a job for which you get paid? hours \_\_\_\_\_  
(occupation: \_\_\_\_\_)
8. How many hours per week do you spend in school working toward a degree or in an accredited technical training program (including hours in class and studying)? \_\_\_\_\_ Hours
9. How many hours per week do you spend in active homemaking including parenting, housekeeping, and food preparation? \_\_\_\_\_ Hours

10. How many hours per week do you spend in home maintenance activities such as gardening, house repairs or home improvement? \_\_\_\_\_ Hours
11. How many hours per week do you spend in recreational activities such as sports, exercise, playing cards, or going to movies? Please do not include time spent watching TV or listening to the radio. \_\_\_\_\_Hours

*WITH WHOM DO YOU SPEND TIME?*

12. How many people do you live with? \_\_\_\_\_
13. Is one of them your spouse or significant other? [1]\_\_\_\_ Yes [0]\_\_\_\_ No [9]\_\_\_\_ Not applicable (subject lives alone)
14. Of the people you live with how many are relatives? \_\_\_\_\_
15. How many business or organizational associates do you visit, phone, or write to at least once a month? \_\_\_\_\_ associates
16. How many friends (non-relatives contacted outside business or organizational settings) do you visit, phone, or write to at least once a month? \_\_\_\_\_friends
17. With how many strangers have you initiated a conversation in the last month (for example, to ask information or place an order)?
- [0] \_\_\_\_ none [1]\_\_\_\_ 1-2 [3]\_\_\_\_ 3-5 [6]\_\_\_\_ 6 or more

*WHAT FINANCIAL RESOURCES DO YOU HAVE?*

18. Approximately what was the combined annual income, in the last year, of all family members in your household? (consider all sources including wages and earnings, disability benefits, pensions and retirement income, income from court settlements, investments and trust funds, child support and alimony, contributions from relatives, and any other source.)
- a. Less than 25,000 - If no ask e; if yes ask b  
 b. Less than 20,000 - If no code 22500; if yes ask c  
 c. Less than 15,000 - If no code 17500; if yes ask d  
 d. Less than 10,000 - If no code 12500; if yes code 5000  
 e. Less than 35,000 - If no ask f; if yes code 30000  
 f. Less than 50,000 - If no ask g; if yes code 42500  
 g. Less than 75,000 - If no code h; if yes code 62500  
 h. 75,000 or more code 80000
19. Approximately how much did you pay last year for medical care expenses? (Consider any amounts paid by yourself or the family members in your household and not reimbursed by insurance or benefits.)
- "Would you say your unreimbursed medical expenses are...."
- a. Less than 1000 if "no" ask b if "yes" code 500.  
 b. Less than 2500 if "no" ask c if "yes" code 1750.  
 c. Less than 5000 if "no" ask d if "yes" code 3750.  
 d. Less than 10000 if "no" code e if "yes" code 7500.  
 e. 10000 or more code 15000

# M.I.N.I.

## MINI INTERNATIONAL NEUROPSYCHIATRIC INTERVIEW

English Version 6.0.0

DSM-IV

USA: **D. Sheehan<sup>1</sup>, J. Janavs, K. Harnett-Sheehan, M. Sheehan, C. Gray.**

<sup>1</sup>University of South Florida College of Medicine- Tampa, USA

EU: **Y. Lecrubier<sup>2</sup>, E. Weiller, T. Hergueta, C. Allgulander, N. Kadri, D. Baldwin, C. Even.**

<sup>2</sup>Centre Hospitalier Sainte-Anne – Paris, France

© Copyright 1992-2009 Sheehan DV & Lecrubier Y

All rights reserved. No part of this document may be reproduced or transmitted in any form, or by any means, electronic or mechanical, including photocopying, or by any information storage or retrieval system, without permission in writing from Dr. Sheehan or Dr. Lecrubier. Researchers and clinicians working in nonprofit or publicly owned settings (including universities, nonprofit hospitals, and government institutions) may make paper copies of a M.I.N.I. instrument for their own clinical and research use.

### DISCLAIMER

Our aim is to assist in the assessment and tracking of patients with greater efficiency and accuracy. Before action is taken on any data collected and processed by this program, it should be reviewed and interpreted by a licensed clinician.

This program is not designed or intended to be used in the place of a full medical and psychiatric evaluation by a qualified licensed physician – psychiatrist. It is intended only as a tool to facilitate accurate data collection and processing of symptoms elicited by trained personnel.

**M.I.N.I. 6.0.0 (January 1, 2009)**

|                            |       |                              |       |
|----------------------------|-------|------------------------------|-------|
| <b>Patient Name:</b>       | _____ | <b>Patient Number:</b>       | _____ |
| <b>Date of Birth:</b>      | _____ | <b>Time Interview Began:</b> | _____ |
| <b>Interviewer's Name:</b> | _____ | <b>Time Interview Ended:</b> | _____ |
| <b>Date of Interview:</b>  | _____ | <b>Total Time:</b>           | _____ |

|   | MODULES                                     | TIME FRAME   | MEETS CRITERIA  | DSM-IV-TR   | ICD-10   | PRIMARY DIAGNOSIS  |
|---|---|--|---|---|--|--|
| A | MAJOR DEPRESSIVE EPISODE                    | Current (2 weeks)<br>Past<br>Recurrent   | <input type="checkbox"/><br><input type="checkbox"/><br><input type="checkbox"/>            | 296.20-296.26 Single<br>296.20-296.26 Single<br>296.30-296.36 Recurrent | F32.x<br>F32.x<br>F33.x                              | <input type="checkbox"/><br><input type="checkbox"/><br><input type="checkbox"/> |
| B | SUICIDALITY                                 | Current (Past Month)<br><input type="checkbox"/> Low <input type="checkbox"/> Moderate <input type="checkbox"/> High | <input type="checkbox"/>  |   |  |  |
| C | MANIC EPISODE                               | Current<br>Past  | <input type="checkbox"/><br><input type="checkbox"/>  | 296.00-296.06   | F30.x-F31.9  | <input type="checkbox"/>   |
|   | HYPOMANIC EPISODE                           | Current<br>Past  | <input type="checkbox"/><br><input type="checkbox"/>  | 296.80-296.89   | F31.8-F31.9/F34.0                                    | <input type="checkbox"/>   |
|   | BIPOLAR I DISORDER                          | Current<br>Past  | <input type="checkbox"/><br><input type="checkbox"/>  | 296.0x-296.6x<br>296.0x-296.6x  | F30.x-F31.9<br>F30.x-F31.9                           | <input type="checkbox"/><br><input type="checkbox"/>                             |
|   | BIPOLAR II DISORDER                         | Current<br>Past  | <input type="checkbox"/><br><input type="checkbox"/>  | 296.89<br>296.89  | F31.8<br>F31.8                                       | <input type="checkbox"/><br><input type="checkbox"/>                             |
|   | BIPOLAR DISORDER NOS                        | Current<br>Past  | <input type="checkbox"/><br><input type="checkbox"/>  | 296.80<br>296.80  | F31.9<br>F31.9                                       | <input type="checkbox"/><br><input type="checkbox"/>                             |
| D | PANIC DISORDER                              | Current (Past Month)<br>Lifetime   | <input type="checkbox"/><br><input type="checkbox"/>  | 300.01/300.21   | F40.01-F41.0   | <input type="checkbox"/>   |
| E | AGORAPHOBIA                                 | Current  | <input type="checkbox"/>  | 300.22  | F40.00   | <input type="checkbox"/>   |
| F | SOCIAL PHOBIA (Social Anxiety Disorder)     | Current (Past Month)<br>Generalized<br>Non-Generalized   | <input type="checkbox"/><br><input type="checkbox"/>  | 300.23<br>300.23  | F40.1<br>F40.1                                       | <input type="checkbox"/><br><input type="checkbox"/>                             |
| G | OBSESSIVE-COMPULSIVE DISORDER               | Current (Past Month)   | <input type="checkbox"/>  | 300.3   | F42.8  | <input type="checkbox"/>   |
| H | POSTTRAUMATIC STRESS DISORDER               | Current (Past Month)   | <input type="checkbox"/>  | 309.81  | F43.1  | <input type="checkbox"/>   |
| I | ALCOHOL DEPENDENCE                          | Past 12 Months   | <input type="checkbox"/>  | 303.9   | F10.2x   | <input type="checkbox"/>   |
|   | ALCOHOL ABUSE                               | Past 12 Months   | <input type="checkbox"/>  | 305.00  | F10.1  | <input type="checkbox"/>   |
| J | SUBSTANCE DEPENDENCE (Non-alcohol)          | Past 12 Months   | <input type="checkbox"/>  | 304.00-.90/305.20-.90   | F11.1-F19.1  | <input type="checkbox"/>   |
|   | SUBSTANCE ABUSE (Non-alcohol)               | Past 12 Months   | <input type="checkbox"/>  | 304.00-.90/305.20-.90   | F11.1-F19.1  | <input type="checkbox"/>   |
| K | PSYCHOTIC DISORDERS                         | Lifetime<br>Current  | <input type="checkbox"/><br><input type="checkbox"/>  | 295.10-295.90/297.1/<br>297.3/293.81/293.82/<br>293.89/298.8/298.9      | F20.xx-F29   | <input type="checkbox"/>   |
|   | MOOD DISORDER WITH PSYCHOTIC FEATURES       | Lifetime<br>Current  | <input type="checkbox"/><br><input type="checkbox"/>  | 296.24/296.34/296.44<br>296.24/296.34/296.44                            | F32.3/F33.3/<br>F30.2/F31.2/F31.5<br>F31.8/F31.9/F39 | <input type="checkbox"/><br><input type="checkbox"/>                             |
| L | ANOREXIA NERVOSA                            | Current (Past 3 Months)  | <input type="checkbox"/>  | 307.1   | F50.0  | <input type="checkbox"/>   |
| M | BULIMIA NERVOSA                             | Current (Past 3 Months)  | <input type="checkbox"/>  | 307.51  | F50.2  | <input type="checkbox"/>   |
|   | ANOREXIA NERVOSA, BINGE EATING/PURGING TYPE | Current  | <input type="checkbox"/>  | 307.1   | F50.0  | <input type="checkbox"/>   |
| N | GENERALIZED ANXIETY DISORDER                | Current (Past 6 Months)  | <input type="checkbox"/>  | 300.02  | F41.1  | <input type="checkbox"/>   |
| O | MEDICAL, ORGANIC, DRUG CAUSE RULED OUT      |  | <input type="checkbox"/> No <input type="checkbox"/> Yes <input type="checkbox"/> Uncertain |   |  |  |
| P | ANTISOCIAL PERSONALITY DISORDER             | Lifetime   | <input type="checkbox"/>  | 301.7   | F60.2  | <input type="checkbox"/>   |

IDENTIFY THE PRIMARY DIAGNOSIS BY CHECKING THE APPROPRIATE CHECK BOX.  
(Which problem troubles you the most or dominates the others or came first in the natural history?) \_\_\_\_\_



The translation from DSM-IV-TR to ICD-10 coding is not always exact. For more information on this topic see Schulte-Markwort. Crosswalks ICD-10/DSM-IV-TR. Hogrefe & Huber Publishers 2006.

# GENERAL INSTRUCTIONS

---

The M.I.N.I. was designed as a brief structured interview for the major Axis I psychiatric disorders in DSM-IV and ICD-10. Validation and reliability studies have been done comparing the M.I.N.I. to the SCID-P for DSM-III-R and the CIDI (a structured interview developed by the World Health Organization). The results of these studies show that the M.I.N.I. has similar reliability and validity properties, but can be administered in a much shorter period of time (mean  $18.7 \pm 11.6$  minutes, median 15 minutes) than the above referenced instruments. It can be used by clinicians, after a brief training session. Lay interviewers require more extensive training.

## INTERVIEW:

In order to keep the interview as brief as possible, inform the patient that you will conduct a clinical interview that is more structured than usual, with very precise questions about psychological problems which require a yes or no answer.

## GENERAL FORMAT:

The M.I.N.I. is divided into **modules** identified by letters, each corresponding to a diagnostic category.

- At the beginning of each diagnostic module (except for psychotic disorders module), screening question(s) corresponding to the main criteria of the disorder are presented in a **gray box**.
- At the end of each module, diagnostic box(es) permit the clinician to indicate whether diagnostic criteria are met.

## CONVENTIONS:

*Sentences written in « normal font »* should be read exactly as written to the patient in order to standardize the assessment of diagnostic criteria.

*Sentences written in « CAPITALS »* should not be read to the patient. They are instructions for the interviewer to assist in the scoring of the diagnostic algorithms.

*Sentences written in « bold »* indicate the time frame being investigated. The interviewer should read them as often as necessary. Only symptoms occurring during the time frame indicated should be considered in scoring the responses.

*Answers with an arrow above them (➡)* indicate that one of the criteria necessary for the diagnosis(es) is not met. In this case, the interviewer should go to the end of the module, circle « **NO** » in all the diagnostic boxes and move to the next module.

When terms are separated by a *slash (/)* the interviewer should read only those symptoms known to be present in the patient (for example, question G6).

*Phrases in (parentheses)* are clinical examples of the symptom. These may be read to the patient to clarify the question.

## RATING INSTRUCTIONS:

All questions must be rated. The rating is done at the right of each question by circling either Yes or No. Clinical judgment by the rater should be used in coding the responses. Interviewers need to be sensitive to the diversity of cultural beliefs in their administration of questions and rating of responses. The rater should ask for examples when necessary, to ensure accurate coding. The patient should be encouraged to ask for clarification on any question that is not absolutely clear.

The clinician should be sure that each dimension of the question is taken into account by the patient (for example, time frame, frequency, severity, and/or alternatives).

Symptoms better accounted for by an organic cause or by the use of alcohol or drugs should not be coded positive in the M.I.N.I. The M.I.N.I. Plus has questions that investigate these issues.

---

For any questions, suggestions, need for a training session or information about updates of the M.I.N.I., please contact:

David V Sheehan, M.D., M.B.A.  
University of South Florida College of Medicine  
3515 East Fletcher Ave, Tampa, FL USA 33613-4706  
tel : +1 813 974 4544; fax : +1 813 974 4575  
e-mail : [dsheehan@health.usf.edu](mailto:dsheehan@health.usf.edu)

Yves Lecrubier, M.D. / Christian Even, M.D.  
Centre Hospitalier Sainte-Anne  
Clinique des Maladies Mentales de l'Encéphale  
100 rue de la Santé, 75674 Paris Cedex 14, France  
tel : +33 (0) 1 53 80 49 41; fax : +33 (0) 1 45 65 88 54  
e-mail: [ylecubier@noos.fr](mailto:ylecubier@noos.fr) or [even-sainteanne@orange.fr](mailto:even-sainteanne@orange.fr)

## A. MAJOR DEPRESSIVE EPISODE

(➔ MEANS : GO TO THE DIAGNOSTIC BOXES, CIRCLE **NO** IN ALL DIAGNOSTIC BOXES, AND MOVE TO THE NEXT MODULE)

|    |   |  |         |     |
|----|---|--|---------|-----|
| A1 | a | Were you <u>ever</u> depressed or down, most of the day, nearly every day, for two weeks?  | NO      | YES |
|    |   | IF NO, CODE NO TO <b>A1b</b> : IF YES ASK:   |         |     |
|    | b | For the <u>past two weeks</u> , were you depressed or down, most of the day, nearly every day?   | NO      | YES |
| A2 | a | Were you <u>ever</u> much less interested in most things or much less able to enjoy the things you used to enjoy most of the time, for two weeks?      | NO      | YES |
|    |   | IF NO, CODE NO TO <b>A2b</b> : IF YES ASK:   |         |     |
|    | b | In the <u>past two weeks</u> , were you much less interested in most things or much less able to enjoy the things you used to enjoy, most of the time? | NO      | YES |
|    |   | IS <b>A1a</b> OR <b>A2a</b> CODED YES?   | ➔<br>NO | YES |

A3 IF **A1b** OR **A2b** = **YES**: EXPLORE THE **CURRENT** AND THE MOST SYMPTOMATIC **PAST** EPISODE, OTHERWISE  
IF **A1b** AND **A2b** = **NO**: EXPLORE ONLY THE MOST SYMPTOMATIC **PAST** EPISODE

**Over that two week period, when you felt depressed or uninterested:**

|    | <u>Past 2 Weeks</u>  |    | <u>Past Episode</u> |    |     |
|----|--|----|---------------------|----|-----|
| a  | Was your appetite decreased or increased nearly every day? Did your weight decrease or increase without trying intentionally (i.e., by ±5% of body weight or ±8 lbs. or ±3.5 kgs., for a 160 lb./70 kg. person in a month)?        | NO | YES                 | NO | YES |
|    | IF YES TO EITHER, CODE YES.  |    |                     |    |     |
| b  | Did you have trouble sleeping nearly every night (difficulty falling asleep, waking up in the middle of the night, early morning wakening or sleeping excessively)?  | NO | YES                 | NO | YES |
| c  | Did you talk or move more slowly than normal or were you fidgety, restless or having trouble sitting still almost every day?   | NO | YES                 | NO | YES |
| d  | Did you feel tired or without energy almost every day?   | NO | YES                 | NO | YES |
| e  | Did you feel worthless or guilty almost every day?   | NO | YES                 | NO | YES |
|    | IF YES, ASK FOR EXAMPLES.<br>THE EXAMPLES ARE CONSISTENT WITH A DELUSIONAL IDEA. Current Episode <input type="checkbox"/> No <input type="checkbox"/> Yes<br>Past Episode <input type="checkbox"/> No <input type="checkbox"/> Yes |    |                     |    |     |
| f  | Did you have difficulty concentrating or making decisions almost every day?  | NO | YES                 | NO | YES |
| g  | Did you repeatedly consider hurting yourself, feel suicidal, or wish that you were dead? Did you attempt suicide or plan a suicide?  | NO | YES                 | NO | YES |
|    | IF YES TO EITHER, CODE YES.  |    |                     |    |     |
| A4 | Did these symptoms cause significant problems at home, at work, socially, at school or in some other important way?  | NO | YES                 | NO | YES |
| A5 | In between 2 episodes of depression, did you ever have an interval of at least 2 months, without any significant depression or any significant loss of interest?   |    |                     | NO | YES |

ARE 5 OR MORE ANSWERS (A1-A3) CODED YES AND IS A4 CODED YES FOR THAT TIME FRAME?

SPECIFY IF THE EPISODE IS CURRENT AND / OR PAST.

IF A5 IS CODED YES, CODE YES FOR RECURRENT.

| NO                                  | YES                      |
|-------------------------------------|--------------------------|
| <b>MAJOR DEPRESSIVE<br/>EPISODE</b> |                          |
| CURRENT                             | <input type="checkbox"/> |
| PAST                                | <input type="checkbox"/> |
| RECURRENT                           | <input type="checkbox"/> |

A6 a How many episodes of depression did you have in your lifetime? \_\_\_\_\_

Between each episode there must be at least 2 months without any significant depression.

## B. SUICIDALITY

Points

**In the past month did you:**

|     |   |    |     |   |
|-----|---|----|-----|---|
| B1  | Suffer any accident?<br>IF NO TO B1, SKIP TO B2; IF YES, ASK B1a:   | NO | YES | 0 |
| B1a | Plan or intend to hurt yourself in that accident either actively or passively (e.g. not avoiding a risk)?<br>IF NO TO B1a, SKIP TO B2: IF YES, ASK B1b: | NO | YES | 0 |
| B1b | Intend to die as a result of this accident?   | NO | YES | 0 |
| B2  | Feel hopeless?  | NO | YES | 1 |
| B3  | Think that you would be better off dead or wish you were dead?  | NO | YES | 1 |
| B4  | Want to harm yourself or to hurt or to injure yourself or have mental images of harming yourself?   | NO | YES | 2 |
| B5  | Think about suicide?<br>IF NO TO B5, SKIP TO B7. OTHERWISE ASK:   | NO | YES | 6 |

Frequency

Intensity

|                                       |                                   |
|---------------------------------------|-----------------------------------|
| Occasionally <input type="checkbox"/> | Mild <input type="checkbox"/>     |
| Often <input type="checkbox"/>        | Moderate <input type="checkbox"/> |
| Very often <input type="checkbox"/>   | Severe <input type="checkbox"/>   |

|     |  |    |     |   |
|-----|--|----|-----|---|
|     | Can you state that you will not act on these impulses during this treatment program?   | NO | YES |   |
| B6  | Feel unable to control these impulses?   | NO | YES | 8 |
| B7  | Have a suicide plan?   | NO | YES | 8 |
| B8  | Take any active steps to prepare to injure yourself or to prepare for a suicide attempt in which you expected or intended to die?                      | NO | YES | 9 |
| B9  | Deliberately injure yourself without intending to kill yourself?   | NO | YES | 4 |
| B10 | Attempt suicide?<br>IF NO SKIP TO B11:<br>Hope to be rescued / survive <input type="checkbox"/><br>Expected / intended to die <input type="checkbox"/> | NO | YES | 9 |

**In your lifetime:**

|     |                                      |    |     |   |
|-----|--------------------------------------|----|-----|---|
| B11 | Did you ever make a suicide attempt? | NO | YES | 4 |
|-----|--------------------------------------|----|-----|---|

IS AT LEAST 1 OF THE ABOVE (EXCEPT B1) CODED YES?

IF YES, ADD THE TOTAL POINTS FOR THE ANSWERS (B1-B11)  
CHECKED 'YES' AND SPECIFY THE SUICIDALITY SCORE AS  
INDICATED IN THE DIAGNOSTIC BOX:

MAKE ANY ADDITIONAL COMMENTS ABOUT YOUR ASSESSMENT  
OF THIS PATIENT'S CURRENT AND NEAR FUTURE SUICIDALITY IN  
THE SPACE BELOW:

| NO                             | YES      |                          |
|--------------------------------|----------|--------------------------|
| <b>SUICIDALITY<br/>CURRENT</b> |          |                          |
| 1-8 points                     | Low      | <input type="checkbox"/> |
| 9-16 points                    | Moderate | <input type="checkbox"/> |
| ≥ 17 points                    | High     | <input type="checkbox"/> |

## C. MANIC AND HYPOMANIC EPISODES

(➔ MEANS : GO TO THE DIAGNOSTIC BOXES, CIRCLE NO IN MANIC AND HYPOMANIC DIAGNOSTIC BOXES, AND MOVE TO NEXT MODULE)

Do you have any family history of manic depressive illness or bipolar disorder, or any family member who had mood swings treated with a medication like lithium, sodium valproate (Depakote) or lamotrigine (Lamictal)? NO                      YES

THIS QUESTION IS NOT A CRITERION FOR BIPOLAR DISORDER, BUT IS ASKED TO INCREASE THE CLINICIAN'S VIGILANCE ABOUT THE RISK FOR BIPOLAR DISORDER .

IF YES, PLEASE SPECIFY WHO: \_\_\_\_\_

|   |   |  |         |     |
|---|---|--|---------|-----|
| C1  | a | Have you <b>ever</b> had a period of time when you were feeling 'up' or 'high' or 'hyper' or so full of energy or full of yourself that you got into trouble, - or that other people thought you were not your usual self? (Do not consider times when you were intoxicated on drugs or alcohol.)                              | NO      | YES |
| IF PATIENT IS PUZZLED OR UNCLEAR ABOUT WHAT YOU MEAN BY 'UP' OR 'HIGH' OR 'HYPER', CLARIFY AS FOLLOWS: By 'up' or 'high' or 'hyper' I mean: having elated mood; increased energy; needing less sleep; having rapid thoughts; being full of ideas; having an increase in productivity, motivation, creativity, or impulsive behavior; phoning or working excessively or spending more money. |   |  |         |     |
| IF NO, CODE NO TO <b>C1b</b> : IF YES ASK:  |   |  |         |     |
|   | b | Are you currently feeling 'up' or 'high' or 'hyper' or full of energy?   | NO      | YES |
| C2  | a | Have you <b>ever</b> been persistently irritable, for several days, so that you had arguments or verbal or physical fights, or shouted at people outside your family? Have you or others noticed that you have been more irritable or over reacted, compared to other people, even in situations that you felt were justified? | NO      | YES |
| IF NO, CODE NO TO <b>C2b</b> : IF YES ASK:  |   |  |         |     |
|   | b | Are you currently feeling persistently irritable?  | NO      | YES |
| IS <b>C1a</b> OR <b>C2a</b> CODED YES?  |   |  | ➔<br>NO | YES |

C3    IF **C1b** OR **C2b** = YES: EXPLORE THE **CURRENT** AND THE MOST SYMPTOMATIC **PAST** EPISODE, OTHERWISE  
 IF **C1b** AND **C2b** = NO: EXPLORE ONLY THE MOST SYMPTOMATIC **PAST** EPISODE

**During the times when you felt high, full of energy, or irritable did you:**

|  | <u>Current Episode</u> |     | <u>Past Episode</u> |     |
|--|------------------------|-----|---------------------|-----|
| a    Feel that you could do things others couldn't do, or that you were an especially important person? <small>IF YES, ASK FOR EXAMPLES.</small>   | NO                     | YES | NO                  | YES |
| <small>THE EXAMPLES ARE CONSISTENT WITH A DELUSIONAL IDEA.    Current Episode <input type="checkbox"/> No    <input type="checkbox"/> Yes<br/>                 Past Episode    <input type="checkbox"/> No    <input type="checkbox"/> Yes</small> |                        |     |                     |     |
| b    Need less sleep (for example, feel rested after only a few hours sleep)?  | NO                     | YES | NO                  | YES |
| c    Talk too much without stopping, or so fast that people had difficulty understanding?  | NO                     | YES | NO                  | YES |
| d    Have racing thoughts?   | NO                     | YES | NO                  | YES |

|  | <u>Current Episode</u> |                          | <u>Past Episode</u> |                          |
|--|------------------------|--------------------------|---------------------|--------------------------|
| e Become easily distracted so that any little interruption could distract you?   | NO                     | YES                      | NO                  | YES                      |
| f Have a significant increase in your activity or drive, at work, at school, socially or sexually or did you become physically or mentally restless?                     | NO                     | YES                      | NO                  | YES                      |
| g Want so much to engage in pleasurable activities that you ignored the risks or consequences (for example, spending sprees, reckless driving, or sexual indiscretions)? | NO                     | YES                      | NO                  | YES                      |
| <b>C3 SUMMARY: WHEN RATING CURRENT EPISODE:</b><br>IF C1b IS NO, ARE 4 OR MORE C3 ANSWERS CODED YES?<br>IF C1b IS YES, ARE 3 OR MORE C3 ANSWERS CODED YES?               | NO                     | YES                      | NO                  | YES                      |
| WHEN RATING PAST EPISODE:<br>IF C1a IS NO, ARE 4 OR MORE C3 ANSWERS CODED YES?<br>IF C1a IS YES, ARE 3 OR MORE C3 ANSWERS CODED YES?                                     |                        |                          |                     |                          |
| CODE YES ONLY IF THE ABOVE 3 OR 4 SYMPTOMS OCCURRED DURING THE SAME TIME PERIOD.   |                        |                          |                     |                          |
| RULE: ELATION/EXPANSIVENESS REQUIRES ONLY THREE C3 SYMPTOMS, WHILE IRRITABLE MOOD ALONE REQUIRES 4 OF THE C3 SYMPTOMS.   |                        |                          |                     |                          |
| <b>C4</b> What is the longest time these symptoms lasted?  |                        |                          |                     |                          |
| a) 3 days or less  |                        | <input type="checkbox"/> |                     | <input type="checkbox"/> |
| b) 4 to 6 days   |                        | <input type="checkbox"/> |                     | <input type="checkbox"/> |
| c) 7 days or more  |                        | <input type="checkbox"/> |                     | <input type="checkbox"/> |
| <b>C5</b> Were you hospitalized for these problems?  | NO                     | YES                      | NO                  | YES                      |
| IF YES, STOP HERE AND CIRCLE YES IN MANIC EPISODE FOR THAT TIME FRAME.   |                        |                          |                     |                          |
| <b>C6</b> Did these symptoms cause significant problems at home, at work, socially in your relationships with others, at school or in some other important way?          | NO                     | YES                      | NO                  | YES                      |

ARE **C3** SUMMARY AND **C5** AND **C6** CODED **YES** AND EITHER **C4a** or **b** or **c** CODED **YES**?

OR

ARE **C3** SUMMARY AND **C4c** AND **C6** CODED **YES** AND IS **C5** CODED **NO**?

SPECIFY IF THE EPISODE IS CURRENT AND / OR PAST.

|                      |                          |
|----------------------|--------------------------|
| <b>NO</b>            | <b>YES</b>               |
| <b>MANIC EPISODE</b> |                          |
| CURRENT              | <input type="checkbox"/> |
| PAST                 | <input type="checkbox"/> |

ARE **C3** SUMMARY AND **C5** AND **C6** CODED **NO** AND EITHER **C4b** OR **C4c** CODED **YES**?

OR

ARE **C3** SUMMARY AND **C4b** AND **C6** CODED **YES** AND IS **C5** CODED **NO**?

SPECIFY IF THE EPISODE IS CURRENT AND / OR PAST.

|                          |                          |
|--------------------------|--------------------------|
| <b>NO</b>                | <b>YES</b>               |
| <b>HYPOMANIC EPISODE</b> |                          |
| CURRENT                  | <input type="checkbox"/> |
| PAST                     | <input type="checkbox"/> |

ARE **C3** SUMMARY AND **C4a** CODED **YES** AND IS **C5** CODED **NO**?

**NO**

**YES**

***HYPOMANIC SYMPTOMS***

SPECIFY IF THE EPISODE IS CURRENT AND / OR PAST.

CURRENT

PAST

- C7
- a) IF MANIC EPISODE IS POSITIVE FOR EITHER CURRENT OR PAST ASK:  
Did you have 2 or more manic episodes (**C4c**) in your lifetime (including the current episode if present)?
- NO YES
- b) IF HYPOMANIC EPISODE IS POSITIVE FOR EITHER CURRENT OR PAST ASK:  
Did you have 2 or more hypomanic EPISODES (**C4b**) in your lifetime (including the current episode)?
- NO YES
- c) IF PAST "HYPOMANIC SYMPTOMS" IS CODED POSITIVE ASK:  
Did you have 2 or more episodes of hypomanic SYMPTOMS (**C4a**) in your lifetime (including the current episode if present)?
- NO YES

## D. PANIC DISORDER

(➔ MEANS : CIRCLE NO IN D5, D6 AND D7 AND SKIP TO E1)

|    |   |         |  |
|----|---|---------|--|
| D1 | <p>a Have you, on more than one occasion, had spells or attacks when you <b>suddenly</b> felt anxious, frightened, uncomfortable or uneasy, even in situations where most people would not feel that way?</p> <p>b Did the spells surge to a peak within 10 minutes of starting?</p>  | ➔<br>NO | YES<br><br>YES   |
| D2 | At any time in the past, did any of those spells or attacks come on unexpectedly or occur in an unpredictable or unprovoked manner?   | ➔<br>NO | YES  |
| D3 | Have you ever had one such attack followed by a month or more of persistent concern about having another attack, or worries about the consequences of the attack - or did you make a significant change in your behavior because of the attacks (e.g., shopping only with a companion, not wanting to leave your house, visiting the emergency room repeatedly, or seeing your doctor more frequently because of the symptoms)? | NO      | YES  |
| D4 | <b>During the worst attack that you can remember:</b>   |         |  |
|    | a Did you have skipping, racing or pounding of your heart?  | NO      | YES  |
|    | b Did you have sweating or clammy hands?  | NO      | YES  |
|    | c Were you trembling or shaking?  | NO      | YES  |
|    | d Did you have shortness of breath or difficulty breathing?   | NO      | YES  |
|    | e Did you have a choking sensation or a lump in your throat?  | NO      | YES  |
|    | f Did you have chest pain, pressure or discomfort?  | NO      | YES  |
|    | g Did you have nausea, stomach problems or sudden diarrhea?   | NO      | YES  |
|    | h Did you feel dizzy, unsteady, lightheaded or faint?   | NO      | YES  |
|    | i Did things around you feel strange, unreal, detached or unfamiliar, or did you feel outside of or detached from part or all of your body?   | NO      | YES  |
|    | j Did you fear that you were losing control or going crazy?   | NO      | YES  |
|    | k Did you fear that you were dying?   | NO      | YES  |
|    | l Did you have tingling or numbness in parts of your body?  | NO      | YES  |
|    | m Did you have hot flushes or chills?   | NO      | YES  |
| D5 | ARE BOTH <b>D3</b> , AND <b>4</b> OR MORE <b>D4</b> ANSWERS, CODED <b>YES</b> ?<br>IF YES TO D5, SKIP TO D7.  | NO      | YES<br><br><i>PANIC DISORDER<br/>LIFETIME</i>          |
| D6 | IF <b>D5</b> = <b>NO</b> , ARE ANY D4 ANSWERS CODED <b>YES</b> ?<br>THEN SKIP TO <b>E1</b> .  | NO      | YES<br><br><i>LIMITED SYMPTOM<br/>ATTACKS LIFETIME</i> |

D7 In the past month, did you have such attacks repeatedly (2 or more), and did you have persistent concern about having another attack, or worry about the consequences of the attacks, or did you change your behavior in any way because of the attacks? NO YES  
*PANIC DISORDER  
 CURRENT*

**E. AGORAPHOBIA**

E1 Do you feel anxious or uneasy in places or situations where help might not be available or escape might be difficult, like being in a crowd, standing in a line (queue), when you are alone away from home or alone at home, or when crossing a bridge, or traveling in a bus, train or car or where you might have a panic attack or the panic-like symptoms we just spoke about? NO YES

IF E1 = NO, CIRCLE NO IN E2.

E2 Do you fear these situations so much that you avoid them, or suffer through them, or need a companion to face them? NO YES  
*AGORAPHOBIA  
 CURRENT*

IS E2 (CURRENT AGORAPHOBIA) CODED YES  
 and  
 IS D7 (CURRENT PANIC DISORDER) CODED YES?

NO YES  
***PANIC DISORDER  
 with Agoraphobia  
 CURRENT***

IS E2 (CURRENT AGORAPHOBIA) CODED NO  
 and  
 IS D7 (CURRENT PANIC DISORDER) CODED YES?

NO YES  
***PANIC DISORDER  
 without Agoraphobia  
 CURRENT***

IS E2 (CURRENT AGORAPHOBIA) CODED YES  
 and  
 IS D5 (PANIC DISORDER LIFETIME) CODED NO?

NO YES  
***AGORAPHOBIA, CURRENT  
 without history of  
 Panic Disorder***

## F. SOCIAL PHOBIA (Social Anxiety Disorder)

(➔ MEANS : GO TO THE DIAGNOSTIC BOX, CIRCLE NO AND MOVE TO THE NEXT MODULE)

|    |   |         |     |
|----|---|---------|-----|
| F1 | In the past month, did you have persistent fear and significant anxiety at being watched, being the focus of attention, or of being humiliated or embarrassed? This includes things like speaking in public, eating in public or with others, writing while someone watches, or being in social situations. | ➔<br>NO | YES |
|----|---|---------|-----|

|    |   |         |     |
|----|---|---------|-----|
| F2 | Is this social fear excessive or unreasonable and does it almost always make you anxious? | ➔<br>NO | YES |
|----|---|---------|-----|

|    |  |         |     |
|----|--|---------|-----|
| F3 | Do you fear these social situations so much that you avoid them or suffer through them most of the time? | ➔<br>NO | YES |
|----|--|---------|-----|

|  |   |           |            |  |  |                |  |             |                          |                 |                          |
|--|---|-----------|------------|--|--|----------------|--|-------------|--------------------------|-----------------|--------------------------|
| <p>F4 Do these social fears disrupt your normal work, school or social functioning or cause you significant distress?</p> <p>SUBTYPES</p> <p>Do you fear and avoid 4 or more social situations?</p> <p>If YES            Generalized social phobia (social anxiety disorder)</p> <p>If NO             Non-generalized social phobia (social anxiety disorder)</p> <p>EXAMPLES OF SUCH SOCIAL SITUATIONS TYPICALLY INCLUDE</p> <ul style="list-style-type: none"> <li>• INITIATING OR MAINTAINING A CONVERSATION,</li> <li>• PARTICIPATING IN SMALL GROUPS,</li> <li>• DATING,</li> <li>• SPEAKING TO AUTHORITY FIGURES,</li> <li>• ATTENDING PARTIES,</li> <li>• PUBLIC SPEAKING,</li> <li>• EATING IN FRONT OF OTHERS,</li> <li>• URINATING IN A PUBLIC WASHROOM, ETC.</li> </ul> <p>NOTE TO INTERVIEWER: PLEASE ASSESS WHETHER THE SUBJECT’S FEARS ARE RESTRICTED TO NON-GENERALIZED (“ONLY 1 OR SEVERAL”) SOCIAL SITUATIONS OR EXTEND TO GENERALIZED (“MOST”) SOCIAL SITUATIONS. “MOST” SOCIAL SITUATIONS IS USUALLY OPERATIONALIZED TO MEAN 4 OR MORE SOCIAL SITUATIONS, ALTHOUGH THE DSM-IV DOES NOT EXPLICITLY STATE THIS.</p> | <table style="width: 100%; border-collapse: collapse;"> <tr> <td style="width: 50%;"><b>NO</b></td> <td style="width: 50%;"><b>YES</b></td> </tr> <tr> <td colspan="2" style="text-align: center;"><b>SOCIAL PHOBIA</b><br/><i>(Social Anxiety Disorder)</i></td> </tr> <tr> <td colspan="2" style="text-align: center;"><b>CURRENT</b></td> </tr> <tr> <td style="text-align: center;">GENERALIZED</td> <td style="text-align: center;"><input type="checkbox"/></td> </tr> <tr> <td style="text-align: center;">NON-GENERALIZED</td> <td style="text-align: center;"><input type="checkbox"/></td> </tr> </table> | <b>NO</b> | <b>YES</b> | <b>SOCIAL PHOBIA</b><br><i>(Social Anxiety Disorder)</i> |  | <b>CURRENT</b> |  | GENERALIZED | <input type="checkbox"/> | NON-GENERALIZED | <input type="checkbox"/> |
| <b>NO</b>  | <b>YES</b>  |           |            |  |  |                |  |             |                          |                 |                          |
| <b>SOCIAL PHOBIA</b><br><i>(Social Anxiety Disorder)</i>   |   |           |            |  |  |                |  |             |                          |                 |                          |
| <b>CURRENT</b>   |   |           |            |  |  |                |  |             |                          |                 |                          |
| GENERALIZED  | <input type="checkbox"/>  |           |            |  |  |                |  |             |                          |                 |                          |
| NON-GENERALIZED  | <input type="checkbox"/>  |           |            |  |  |                |  |             |                          |                 |                          |

## G. OBSESSIVE-COMPULSIVE DISORDER

(➡ MEANS: GO TO THE DIAGNOSTIC BOX, CIRCLE NO AND MOVE TO THE NEXT MODULE)

|    |  |            |     |
|----|--|------------|-----|
| G1 | In the past month, have you been bothered by recurrent thoughts, impulses, or images that were unwanted, distasteful, inappropriate, intrusive, or distressing? - (For example, the idea that you were dirty, contaminated or had germs, <b>or</b> fear of contaminating others, <b>or</b> fear of harming someone even though it disturbs or distresses you, or fear you would act on some impulse, <b>or</b> fear or superstitions that you would be responsible for things going wrong, <b>or</b> obsessions with sexual thoughts, images or impulses, <b>or</b> hoarding, collecting, <b>or</b> religious obsessions.) | NO         | YES |
|    |  | ↓          |     |
|    |  | SKIP TO G4 |     |

(DO NOT INCLUDE SIMPLY EXCESSIVE WORRIES ABOUT REAL LIFE PROBLEMS. DO NOT INCLUDE OBSESSIONS DIRECTLY RELATED TO EATING DISORDERS, SEXUAL DEVIATIONS, PATHOLOGICAL GAMBLING, OR ALCOHOL OR DRUG ABUSE BECAUSE THE PATIENT MAY DERIVE PLEASURE FROM THE ACTIVITY AND MAY WANT TO RESIST IT ONLY BECAUSE OF ITS NEGATIVE CONSEQUENCES.)

|    |  |            |     |
|----|--|------------|-----|
| G2 | Did they keep coming back into your mind even when you tried to ignore or get rid of them? | NO         | YES |
|    |  | ↓          |     |
|    |  | SKIP TO G4 |     |

|    |   |    |  |
|----|---|----|--|
| G3 | Do you think that these obsessions are the product of your own mind and that they are not imposed from the outside? | NO | YES  |
|    |   |    | <span style="border: 1px solid black; padding: 2px;">obsessions</span> |

|    |  |    |   |
|----|--|----|---|
| G4 | In the past month, did you do something repeatedly without being able to resist doing it, like washing or cleaning excessively, counting or checking things over and over, or repeating, collecting, arranging things, or other superstitious rituals? | NO | YES   |
|    |  |    | <span style="border: 1px solid black; padding: 2px;">compulsions</span> |

IS G3 OR G4 CODED YES?

|   |    |     |
|---|----|-----|
| ➡ | NO | YES |
| ➡ |    |     |

|    |  |    |     |
|----|--|----|-----|
| G5 | At any point, did you recognize that either these obsessive thoughts or these compulsive behaviors were excessive or unreasonable? | NO | YES |
|----|--|----|-----|

|    |   |  |  |
|----|---|--|--|
| G6 | In the past month, did these obsessive thoughts and/or compulsive behaviors significantly interfere with your normal routine, your work or school, your usual social activities, or relationships, or did they take more than one hour a day? |  |  |
|----|---|--|--|

|                           |            |
|---------------------------|------------|
| <b>NO</b>                 | <b>YES</b> |
| <b>O.C.D.<br/>CURRENT</b> |            |

## H. POSTTRAUMATIC STRESS DISORDER

(➔ MEANS : GO TO THE DIAGNOSTIC BOX, CIRCLE NO, AND MOVE TO THE NEXT MODULE)

|   |   |         |     |
|---|---|---------|-----|
| H1  | Have you ever experienced or witnessed or had to deal with an extremely traumatic event that included actual or threatened death or serious injury to you or someone else?  | ➔<br>NO | YES |
| EXAMPLES OF TRAUMATIC EVENTS INCLUDE: SERIOUS ACCIDENTS, SEXUAL OR PHYSICAL ASSAULT, A TERRORIST ATTACK, BEING HELD HOSTAGE, KIDNAPPING, FIRE, DISCOVERING A BODY, WAR, OR NATURAL DISASTER, WITNESSING THE VIOLENT OR SUDDEN DEATH OF SOMEONE CLOSE TO YOU, OR A LIFE THREATENING ILLNESS. |   |         |     |
| H2  | Did you respond with intense fear, helplessness or horror?  | ➔<br>NO | YES |
| H3  | During the past month, have you re-experienced the event in a distressing way (such as in dreams, intense recollections, flashbacks or physical reactions) or did you have intense distress when you were reminded about the event or exposed to a similar event? | ➔<br>NO | YES |

H4    **In the past month:**

|                                     |   |         |     |
|-------------------------------------|---|---------|-----|
| a                                   | Have you avoided thinking about or talking about the event ?                                  | NO      | YES |
| b                                   | Have you avoided activities, places or people that remind you of the event?                   | NO      | YES |
| c                                   | Have you had trouble recalling some important part of what happened?                          | NO      | YES |
| d                                   | Have you become much less interested in hobbies or social activities?                         | NO      | YES |
| e                                   | Have you felt detached or estranged from others?  | NO      | YES |
| f                                   | Have you noticed that your feelings are numbed?   | NO      | YES |
| g                                   | Have you felt that your life will be shortened or that you will die sooner than other people? | NO      | YES |
| ARE 3 OR MORE H4 ANSWERS CODED YES? |   | ➔<br>NO | YES |

H5    **In the past month:**

|                                     |   |         |     |
|-------------------------------------|---|---------|-----|
| a                                   | Have you had difficulty sleeping?                                 | NO      | YES |
| b                                   | Were you especially irritable or did you have outbursts of anger? | NO      | YES |
| c                                   | Have you had difficulty concentrating?                            | NO      | YES |
| d                                   | Were you nervous or constantly on your guard?                     | NO      | YES |
| e                                   | Were you easily startled?   | NO      | YES |
| ARE 2 OR MORE H5 ANSWERS CODED YES? |   | ➔<br>NO | YES |

H6    During the past month, have these problems significantly interfered with your work, school or social activities, or caused significant distress?

|  |     |
|--|-----|
| NO   | YES |
| <b>POSTTRAUMATIC<br/>STRESS DISORDER<br/>CURRENT</b> |     |

## I. ALCOHOL DEPENDENCE / ABUSE

(➔ MEANS: GO TO DIAGNOSTIC BOXES, CIRCLE NO IN BOTH AND MOVE TO THE NEXT MODULE)

|    |   |         |     |
|----|---|---------|-----|
| I1 | In the past 12 months, have you had 3 or more alcoholic drinks, - within a 3 hour period, - on 3 or more occasions? | ➔<br>NO | YES |
|----|---|---------|-----|

|    |   |    |     |
|----|---|----|-----|
| I2 | <b>In the past 12 months:</b>   |    |     |
|    | a Did you need to drink a lot more in order to get the same effect that you got when you first started drinking or did you get much less effect with continued use of the same amount?  | NO | YES |
|    | b When you cut down on drinking did your hands shake, did you sweat or feel agitated? Did you drink to avoid these symptoms (for example, "the shakes", sweating or agitation) or to avoid being hungover?<br><small>IF YES TO ANY, CODE YES.</small> | NO | YES |
|    | c During the times when you drank alcohol, did you end up drinking more than you planned when you started?  | NO | YES |
|    | d Have you tried to reduce or stop drinking alcohol but failed?   | NO | YES |
|    | e On the days that you drank, did you spend substantial time in obtaining alcohol, drinking, or in recovering from the effects of alcohol?  | NO | YES |
|    | f Did you spend less time working, enjoying hobbies, or being with others because of your drinking?   | NO | YES |
|    | g If your drinking caused you health or mental problems, did you still keep on drinking?  | NO | YES |

ARE 3 OR MORE I2 ANSWERS CODED YES?

\* IF YES, SKIP I3 QUESTIONS AND GO TO NEXT MODULE. "DEPENDENCE PREEMPTS ABUSE" IN DSM IV TR.

**NO**                      **YES\***

**ALCOHOL DEPENDENCE  
CURRENT**

|    |   |    |     |
|----|---|----|-----|
| I3 | <b>In the past 12 months:</b>   |    |     |
|    | a Have you been intoxicated, high, or hungover more than once when you had other responsibilities at school, at work, or at home? Did this cause any problems?<br><small>(CODE YES ONLY IF THIS CAUSED PROBLEMS.)</small> | NO | YES |
|    | b Were you intoxicated more than once in any situation where you were physically at risk, for example, driving a car, riding a motorbike, using machinery, boating, etc.?   | NO | YES |
|    | c Did you have legal problems more than once because of your drinking, for example, an arrest or disorderly conduct?  | NO | YES |
|    | d If your drinking caused problems with your family or other people, did you still keep on drinking?  | NO | YES |

ARE **1** OR MORE **I3** ANSWERS CODED **YES**?

**NO**

**YES**

***ALCOHOL ABUSE  
CURRENT***

## J. SUBSTANCE DEPENDENCE / ABUSE (NON-ALCOHOL)

(➔ MEANS : GO TO THE DIAGNOSTIC BOXES, CIRCLE NO IN ALL DIAGNOSTIC BOXES, AND MOVE TO THE NEXT MODULE)

**Now I am going to show you / read to you a list of street drugs or medicines.**

- |    |   |   |         |     |
|----|---|---|---------|-----|
| J1 | a | In the past 12 months, did you take any of these drugs more than once, to get high, to feel elated, to get “a buzz” or to change your mood? | ➔<br>NO | YES |
|----|---|---|---------|-----|

CIRCLE EACH DRUG TAKEN:

**Stimulants:** amphetamines, "speed", crystal meth, "crank", "rush", Dexedrine, Ritalin, diet pills.

**Cocaine:** snorting, IV, freebase, crack, "speedball".

**Narcotics:** heroin, morphine, Dilaudid, opium, Demerol, methadone, Darvon, codeine, Percodan, Vicoden, OxyContin.

**Hallucinogens:** LSD ("acid"), mescaline, peyote, psilocybin, STP, "mushrooms", "ecstasy", MDA, MDMA.

**Phencyclidine:** PCP ("Angel Dust", "PeaCe Pill", "Tranq", "Hog"), or ketamine ("special K").

**Inhalants:** "glue", ethyl chloride, "rush", nitrous oxide ("laughing gas"), amyl or butyl nitrate ("poppers").

**Cannabis:** marijuana, hashish ("hash"), THC, "pot", "grass", "weed", "reefer".

**Tranquilizers:** Quaalude, Seconal ("reds"), Valium, Xanax, Librium, Ativan, Dalmane, Halcion, barbiturates, Miltown, GHB, Roofinol, "Roofies".

**Miscellaneous:** steroids, nonprescription sleep or diet pills. Cough Medicine? Any others?

SPECIFY THE MOST USED DRUG(S): \_\_\_\_\_

WHICH DRUG(S) CAUSE THE BIGGEST PROBLEMS?: \_\_\_\_\_

FIRST EXPLORE THE DRUG CAUSING THE BIGGEST PROBLEMS AND MOST LIKELY TO MEET DEPENDENCE / ABUSE CRITERIA.

IF MEETS CRITERIA FOR ABUSE OR DEPENDENCE, SKIP TO THE NEXT MODULE. OTHERWISE, EXPLORE THE NEXT MOST PROBLEMATIC DRUG.

**J2 Considering your use of (NAME THE DRUG / DRUG CLASS SELECTED), in the past 12 months:**

- |                             |  |    |     |
|-----------------------------|--|----|-----|
| a                           | Have you found that you needed to use much more (NAME OF DRUG / DRUG CLASS SELECTED) to get the same effect that you did when you first started taking it?   | NO | YES |
| b                           | When you reduced or stopped using (NAME OF DRUG / DRUG CLASS SELECTED), did you have withdrawal symptoms (aches, shaking, fever, weakness, diarrhea, nausea, sweating, heart pounding, difficulty sleeping, or feeling agitated, anxious, irritable, or depressed)? Did you use any drug(s) to keep yourself from getting sick (withdrawal symptoms) or so that you would feel better? | NO | YES |
| IF YES TO EITHER, CODE YES. |  |    |     |
| c                           | Have you often found that when you used (NAME OF DRUG / DRUG CLASS SELECTED), you ended up taking more than you thought you would?   | NO | YES |
| d                           | Have you tried to reduce or stop taking (NAME OF DRUG / DRUG CLASS SELECTED) but failed?   | NO | YES |
| e                           | On the days that you used (NAME OF DRUG / DRUG CLASS SELECTED), did you spend substantial time (>2 HOURS), obtaining, using or in recovering from the drug, or thinking about the drug?  | NO | YES |
| f                           | Did you spend less time working, enjoying hobbies, or being with family or friends because of your drug use?   | NO | YES |
| g                           | If (NAME OF DRUG / DRUG CLASS SELECTED) caused you health or mental problems, did you still keep on using it?  | NO | YES |

ARE 3 OR MORE J2 ANSWERS CODED YES?

SPECIFY DRUG(S): \_\_\_\_\_

\* IF YES, SKIP J3 QUESTIONS, MOVE TO NEXT DISORDER.  
"DEPENDENCE PREEMPTS ABUSE" IN DSM IV TR.

|   |       |
|---|-------|
| NO                                      | YES * |
| <b>SUBSTANCE DEPENDENCE<br/>CURRENT</b> |       |

**Considering your use of (NAME THE DRUG CLASS SELECTED), in the past 12 months:**

J3 a Have you been intoxicated, high, or hungover from (NAME OF DRUG / DRUG CLASS SELECTED) more than once, when you had other responsibilities at school, at work, or at home? Did this cause any problem?

NO YES

(CODE YES ONLY IF THIS CAUSED PROBLEMS.)

b Have you been high or intoxicated from (NAME OF DRUG / DRUG CLASS SELECTED) more than once in any situation where you were physically at risk (for example, driving a car, riding a motorbike, using machinery, boating, etc.)?

NO YES

c Did you have legal problems more than once because of your drug use, for example, an arrest or disorderly conduct?

NO YES

d If (NAME OF DRUG / DRUG CLASS SELECTED) caused problems with your family or other people, did you still keep on using it?

NO YES

ARE 1 OR MORE J3 ANSWERS CODED YES?

SPECIFY DRUG(S): \_\_\_\_\_

|                                    |     |
|------------------------------------|-----|
| NO                                 | YES |
| <b>SUBSTANCE ABUSE<br/>CURRENT</b> |     |

## K. PSYCHOTIC DISORDERS AND MOOD DISORDER WITH PSYCHOTIC FEATURES

ASK FOR AN EXAMPLE OF EACH QUESTION ANSWERED POSITIVELY. CODE **YES** ONLY IF THE EXAMPLES CLEARLY SHOW A DISTORTION OF THOUGHT OR OF PERCEPTION OR IF THEY ARE NOT CULTURALLY APPROPRIATE. BEFORE CODING, INVESTIGATE WHETHER DELUSIONS QUALIFY AS "BIZARRE".

DELUSIONS ARE "BIZARRE" IF: CLEARLY IMPLAUSIBLE, ABSURD, NOT UNDERSTANDABLE, AND CANNOT DERIVE FROM ORDINARY LIFE EXPERIENCE.

HALLUCINATIONS ARE SCORED "BIZARRE" IF: A VOICE COMMENTS ON THE PERSON'S THOUGHTS OR BEHAVIOR, OR WHEN TWO OR MORE VOICES ARE CONVERSING WITH EACH OTHER. THE PURPOSE OF THIS MODULE IS TO EXCLUDE PATIENTS WITH PSYCHOTIC DISORDERS. THIS MODULE NEEDS EXPERIENCE.

Now I am going to ask you about unusual experiences that some people have.

|    |   |  |    | BIZARRE |             |
|----|---|--|----|---------|-------------|
| K1 | a | Have you ever believed that people were spying on you, or that someone was plotting against you, or trying to hurt you?<br><b>NOTE:</b> ASK FOR EXAMPLES TO RULE OUT ACTUAL STALKING.  | NO | YES     | YES         |
|    | b | <b>IF YES OR YES BIZARRE:</b> do you currently believe these things?   | NO | YES     | YES<br>↳K6  |
| K2 | a | Have you ever believed that someone was reading your mind or could hear your thoughts, or that you could actually read someone's mind or hear what another person was thinking?  | NO | YES     | YES         |
|    | b | <b>IF YES OR YES BIZARRE:</b> do you currently believe these things?   | NO | YES     | YES<br>↳K6  |
| K3 | a | Have you ever believed that someone or some force outside of yourself put thoughts in your mind that were not your own, or made you act in a way that was not your usual self? Have you ever felt that you were possessed?<br><b>CLINICIAN:</b> ASK FOR EXAMPLES AND DISCOUNT ANY THAT ARE NOT PSYCHOTIC.  | NO | YES     | YES         |
|    | b | <b>IF YES OR YES BIZARRE:</b> do you currently believe these things?   | NO | YES     | YES<br>↳K6  |
| K4 | a | Have you ever believed that you were being sent special messages through the TV, radio, newspapers, books or magazines or that a person you did not personally know was particularly interested in you?  | NO | YES     | YES         |
|    | b | <b>IF YES OR YES BIZARRE:</b> do you currently believe these things?   | NO | YES     | YES<br>↳K6  |
| K5 | a | Have your relatives or friends ever considered any of your beliefs odd or unusual?<br><b>INTERVIEWER:</b> ASK FOR EXAMPLES. ONLY CODE <b>YES</b> IF THE EXAMPLES ARE <b>CLEARLY</b> DELUSIONAL IDEAS NOT EXPLORED IN QUESTIONS K1 TO K4, FOR EXAMPLE, SOMATIC OR RELIGIOUS DELUSIONS OR DELUSIONS OF GRANDIOSITY, JEALOUSY, GUILT, RUIN OR DESTITUTION, ETC. | NO | YES     | YES         |
|    | b | <b>IF YES OR YES BIZARRE:</b> do they currently consider your beliefs strange?   | NO | YES     | YES         |
| K6 | a | Have you ever heard things other people couldn't hear, such as voices?<br><b>IF YES TO VOICE HALLUCINATION:</b> Was the voice commenting on your thoughts or behavior or did you hear two or more voices talking to each other?  | NO | YES     | YES         |
|    | b | <b>IF YES OR YES BIZARRE TO K6a:</b> have you heard sounds / voices in the past month?<br><b>IF YES TO VOICE HALLUCINATION:</b> Was the voice commenting on your thoughts or behavior or did you hear two or more voices talking to each other?  | NO | YES     | YES<br>↳K8b |

- K7 a Have you ever had visions when you were awake or have you ever seen things other people couldn't see? NO YES  
CLINICIAN: CHECK TO SEE IF THESE ARE CULTURALLY INAPPROPRIATE.
- b **IF YES:** have you seen these things in the past month? NO YES

**CLINICIAN'S JUDGMENT**

- K8 b IS THE PATIENT CURRENTLY EXHIBITING INCOHERENCE, DISORGANIZED SPEECH, OR MARKED LOOSENING OF ASSOCIATIONS? NO YES

- K9 b IS THE PATIENT CURRENTLY EXHIBITING DISORGANIZED OR CATATONIC BEHAVIOR? NO YES

- K10 b ARE NEGATIVE SYMPTOMS OF SCHIZOPHRENIA, E.G. SIGNIFICANT AFFECTIVE FLATTENING, POVERTY OF SPEECH (ALOGIA) OR AN INABILITY TO INITIATE OR PERSIST IN GOAL-DIRECTED ACTIVITIES (AVOLITION), PROMINENT DURING THE INTERVIEW? NO YES

- K11 a ARE 1 OR MORE « a » QUESTIONS FROM K1a TO K7a CODED **YES OR YES BIZARRE** AND IS EITHER:

MAJOR DEPRESSIVE EPISODE, (CURRENT, RECURRENT OR PAST)  
 OR  
 MANIC OR HYPOMANIC EPISODE, (CURRENT OR PAST) CODED **YES?**

NO YES  
 ↳ K13

IF NO TO K11 a, CIRCLE NO IN BOTH 'MOOD DISORDER WITH PSYCHOTIC FEATURES' DIAGNOSTIC BOXES AND MOVE TO K13.

- b You told me earlier that you had period(s) when you felt (depressed/high/persistently irritable).

Were the beliefs and experiences you just described (SYMPTOMS CODED YES FROM K1a to K7a) restricted exclusively to times when you were feeling depressed/high/irritable?

IF THE PATIENT EVER HAD A PERIOD OF AT LEAST 2 WEEKS OF HAVING THESE BELIEFS OR EXPERIENCES (PSYCHOTIC SYMPTOMS) WHEN THEY WERE NOT DEPRESSED/HIGH/IRRITABLE, CODE NO TO THIS DISORDER.

IF THE ANSWER IS NO TO THIS DISORDER, ALSO CIRCLE NO TO K12 AND MOVE TO K13

|  |            |
|--|------------|
| <b>NO</b>                                    | <b>YES</b> |
| <b>MOOD DISORDER WITH PSYCHOTIC FEATURES</b> |            |
| <b>LIFETIME</b>                              |            |

- K12 a ARE 1 OR MORE « b » QUESTIONS FROM K1b TO K7b CODED **YES OR YES BIZARRE** AND IS EITHER:

MAJOR DEPRESSIVE EPISODE, (CURRENT)  
 OR  
 MANIC OR HYPOMANIC EPISODE, (CURRENT) CODED **YES?**

NO YES

**MOOD DISORDER WITH PSYCHOTIC FEATURES**

**CURRENT**

|  |            |
|--|------------|
| <b>NO</b>                                    | <b>YES</b> |
| <b>MOOD DISORDER WITH PSYCHOTIC FEATURES</b> |            |
| <b>CURRENT</b>                               |            |

IF THE ANSWER IS YES TO THIS DISORDER (LIFETIME OR CURRENT), CIRCLE NO TO K13 AND K14 AND MOVE TO THE NEXT MODULE.

K13 ARE 1 OR MORE « b » QUESTIONS FROM K1b TO K6b, CODED **YES BIZARRE**?  
  
OR  
  
ARE 2 OR MORE « b » QUESTIONS FROM K1b TO K10b, CODED **YES** (RATHER THAN **YES BIZARRE**)?  
  
AND DID AT LEAST TWO OF THE PSYCHOTIC SYMPTOMS OCCUR DURING THE SAME 1 MONTH PERIOD?

|  |            |
|--|------------|
| <b>NO</b>                                    | <b>YES</b> |
| <b><i>PSYCHOTIC DISORDER<br/>CURRENT</i></b> |            |

K14 IS **K13** CODED **YES**  
  
OR  
  
ARE 1 OR MORE « a » QUESTIONS FROM K1a TO K6a, CODED **YES BIZARRE**?  
  
OR  
  
ARE 2 OR MORE « a » QUESTIONS FROM K1a TO K7a, CODED **YES** (RATHER THAN **YES BIZARRE**)  
  
AND DID AT LEAST TWO OF THE PSYCHOTIC SYMPTOMS OCCUR DURING THE SAME 1 MONTH PERIOD?

|   |            |
|---|------------|
| <b>NO</b>                                     | <b>YES</b> |
| <b><i>PSYCHOTIC DISORDER<br/>LIFETIME</i></b> |            |

## L. ANOREXIA NERVOSA

(➔ MEANS : GO TO THE DIAGNOSTIC BOX, CIRCLE NO, AND MOVE TO THE NEXT MODULE)

|    |    |  |  |           |
|----|----|--|--|-----------|
| L1 | a  | How tall are you?  | <input type="text"/> ft <input type="text"/> in. |           |
|    |    |  | <input type="text"/> cm.                         |           |
|    | b. | What was your lowest weight in the past 3 months?  | <input type="text"/> lbs.                        |           |
|    |    |  | <input type="text"/> kgs.                        |           |
|    | c  | IS PATIENT'S WEIGHT EQUAL TO OR BELOW THE THRESHOLD CORRESPONDING TO HIS / HER HEIGHT? (SEE TABLE BELOW) | ➔  | NO    YES |

**In the past 3 months:**

|    |   |  |    |           |
|----|---|--|----|-----------|
| L2 |   | In spite of this low weight, have you tried not to gain weight?  | ➔  | NO    YES |
|    |   |  | ➔  |           |
| L3 |   | Have you intensely feared gaining weight or becoming fat, even though you were underweight?  | NO | YES       |
| L4 | a | Have you considered yourself too big / fat or that part of your body was too big / fat?  | NO | YES       |
|    | b | Has your body weight or shape greatly influenced how you felt about yourself?  | NO | YES       |
|    | c | Have you thought that your current low body weight was normal or excessive?  | NO | YES       |
|    |   |  | ➔  |           |
| L5 |   | ARE 1 OR MORE ITEMS FROM L4 CODED YES?   | NO | YES       |
|    |   |  | ➔  |           |
| L6 |   | FOR WOMEN ONLY: During the last 3 months, did you miss all your menstrual periods when they were expected to occur (when you were not pregnant)? | NO | YES       |

FOR WOMEN:    ARE L5 AND L6 CODED YES?

FOR MEN:        IS L5 CODED YES?

|                         |     |
|-------------------------|-----|
| NO                      | YES |
| <b>ANOREXIA NERVOSA</b> |     |
| <b>CURRENT</b>          |     |

**HEIGHT / WEIGHT TABLE CORRESPONDING TO A BMI THRESHOLD OF 17.5 KG/M<sup>2</sup>**

| Height/Weight | 4'9 | 4'10 | 4'11 | 5'0 | 5'1 | 5'2 | 5'3 | 5'4 | 5'5 | 5'6 | 5'7 | 5'8 | 5'9 | 5'10 |
|---------------|-----|------|------|-----|-----|-----|-----|-----|-----|-----|-----|-----|-----|------|
| ft/in         | 4'9 | 4'10 | 4'11 | 5'0 | 5'1 | 5'2 | 5'3 | 5'4 | 5'5 | 5'6 | 5'7 | 5'8 | 5'9 | 5'10 |
| lbs.          | 81  | 84   | 87   | 89  | 92  | 96  | 99  | 102 | 105 | 108 | 112 | 115 | 118 | 122  |
| cm            | 145 | 147  | 150  | 152 | 155 | 158 | 160 | 163 | 165 | 168 | 170 | 173 | 175 | 178  |
| kgs           | 37  | 38   | 39   | 41  | 42  | 43  | 45  | 46  | 48  | 49  | 51  | 52  | 54  | 55   |

| Height/Weight | 5'11 | 6'0 | 6'1 | 6'2 | 6'3 |
|---------------|------|-----|-----|-----|-----|
| ft/in         | 5'11 | 6'0 | 6'1 | 6'2 | 6'3 |
| lbs.          | 125  | 129 | 132 | 136 | 140 |
| cm            | 180  | 183 | 185 | 188 | 191 |
| kgs           | 57   | 59  | 60  | 62  | 64  |

The weight thresholds above are calculated using a body mass index (BMI) equal to or below 17.5 kg/m<sup>2</sup> for the patient's height. This is the threshold guideline below which a person is deemed underweight by the DSM-IV and the ICD-10 Diagnostic Criteria for Research for Anorexia Nervosa.

## M. BULIMIA NERVOSA

(➔ MEANS : GO TO THE DIAGNOSTIC BOXES, CIRCLE NO IN ALL DIAGNOSTIC BOXES, AND MOVE TO THE NEXT MODULE)

|    |   |                       |     |
|----|---|-----------------------|-----|
| M1 | In the past three months, did you have eating binges or times when you ate a very large amount of food within a 2-hour period?  | ➔<br>NO               | YES |
| M2 | In the last 3 months, did you have eating binges as often as twice a week?  | ➔<br>NO               | YES |
| M3 | During these binges, did you feel that your eating was out of control?  | ➔<br>NO               | YES |
| M4 | Did you do anything to compensate for, or to prevent a weight gain from these binges, like vomiting, fasting, exercising or taking laxatives, enemas, diuretics (fluid pills), or other medications?  | ➔<br>NO               | YES |
| M5 | Does your body weight or shape greatly influence how you feel about yourself?   | ➔<br>NO               | YES |
| M6 | DO THE PATIENT'S SYMPTOMS MEET CRITERIA FOR ANOREXIA NERVOSA?   | NO<br>↓<br>Skip to M8 | YES |
| M7 | Do these binges occur only when you are under ( ____lbs./kgs.)?<br><small>INTERVIEWER: WRITE IN THE ABOVE PARENTHESIS THE THRESHOLD WEIGHT FOR THIS PATIENT'S HEIGHT FROM THE HEIGHT / WEIGHT TABLE IN THE ANOREXIA NERVOSA MODULE.</small> | NO                    | YES |

M8 IS M5 CODED YES AND IS EITHER M6 OR M7 CODED NO?

NO                      YES

**BULIMIA NERVOSA**

**CURRENT**

IS M7 CODED YES?

NO                      YES

**ANOREXIA NERVOSA**

*Binge Eating/Purging Type*

**CURRENT**

## N. GENERALIZED ANXIETY DISORDER

(➔ MEANS : GO TO THE DIAGNOSTIC BOX, CIRCLE NO, AND MOVE TO THE NEXT MODULE)

|    |   |   |         |          |
|----|---|---|---------|----------|
| N1 | a | Were you excessively anxious or worried about several routine things, over the past 6 months?<br>IN ENGLISH, IF THE PATIENT IS UNCLEAR ABOUT WHAT YOU MEAN, PROBE BY ASKING (Do others think that you are a “worry wart”) AND GET EXAMPLES. | ➔<br>NO | YES      |
|    | b | Are these anxieties and worries present most days?  | ➔<br>NO | YES      |
|    |   | ARE THE PATIENT’S ANXIETY AND WORRIES RESTRICTED EXCLUSIVELY TO, OR BETTER EXPLAINED BY, ANY DISORDER PRIOR TO THIS POINT?  | NO      | ➔<br>YES |

|    |  |         |     |
|----|--|---------|-----|
| N2 | Do you find it difficult to control the worries? | ➔<br>NO | YES |
|----|--|---------|-----|

N3 FOR THE FOLLOWING, CODE **NO** IF THE SYMPTOMS ARE CONFINED TO FEATURES OF ANY DISORDER EXPLORED PRIOR TO THIS POINT.

**When you were anxious over the past 6 months, did you, most of the time:**

- |   |   |    |     |
|---|---|----|-----|
| a | Feel restless, keyed up or on edge?   | NO | YES |
| b | Have muscle tension?  | NO | YES |
| c | Feel tired, weak or exhausted easily?   | NO | YES |
| d | Have difficulty concentrating or find your mind going blank?  | NO | YES |
| e | Feel irritable?   | NO | YES |
| f | Have difficulty sleeping (difficulty falling asleep, waking up in the middle of the night, early morning wakening or sleeping excessively)? | NO | YES |

ARE 3 OR MORE **N3** ANSWERS CODED **YES**?

|   |  |    |     |
|---|--|----|-----|
| ➔ |  | NO | YES |
|---|--|----|-----|

|    |  |  |  |
|----|--|--|--|
| N4 | Do these anxieties and worries disrupt your normal work, school or social functioning or cause you significant distress? |  |  |
|----|--|--|--|

|   |            |
|---|------------|
| <b>NO</b>                                   | <b>YES</b> |
| <b>GENERALIZED ANXIETY DISORDER CURRENT</b> |            |

## O. RULE OUT MEDICAL, ORGANIC OR DRUG CAUSES FOR ALL DISORDERS

IF THE PATIENT CODES POSITIVE FOR ANY CURRENT DISORDER ASK:

**Just before these symptoms began:**

- |     |   |                             |                              |                                    |
|-----|---|-----------------------------|------------------------------|------------------------------------|
| O1a | Were you taking any drugs or medicines? | <input type="checkbox"/> No | <input type="checkbox"/> Yes | <input type="checkbox"/> Uncertain |
| O1b | Did you have any medical illness?       | <input type="checkbox"/> No | <input type="checkbox"/> Yes | <input type="checkbox"/> Uncertain |

IN THE CLINICIAN’S JUDGMENT: ARE EITHER OF THESE LIKELY TO BE DIRECT CAUSES OF THE PATIENT’S DISORDER?  
IF NECESSARY ASK ADDITIONAL OPEN-ENDED QUESTIONS.

- |           |   |                             |                              |                                    |
|-----------|---|-----------------------------|------------------------------|------------------------------------|
| <b>O2</b> | SUMMARY: HAS AN ORGANIC CAUSE BEEN RULED OUT? | <input type="checkbox"/> No | <input type="checkbox"/> Yes | <input type="checkbox"/> Uncertain |
|-----------|---|-----------------------------|------------------------------|------------------------------------|

## P. ANTISOCIAL PERSONALITY DISORDER

(➔ MEANS : GO TO THE DIAGNOSTIC BOX AND CIRCLE NO)

**P1 Before you were 15 years old, did you:**

- |   |   |      |     |
|---|---|------|-----|
| a | repeatedly skip school or run away from home overnight? | NO   | YES |
| b | repeatedly lie, cheat, "con" others, or steal?          | NO   | YES |
| c | start fights or bully, threaten, or intimidate others?  | NO   | YES |
| d | deliberately destroy things or start fires?             | NO   | YES |
| e | deliberately hurt animals or people?                    | NO   | YES |
| f | force someone to have sex with you?                     | NO   | YES |
|   | ARE 2 OR MORE P1 ANSWERS CODED YES?                     | ➔ NO | YES |

DO NOT CODE YES TO THE BEHAVIORS BELOW IF THEY ARE EXCLUSIVELY POLITICALLY OR RELIGIOUSLY MOTIVATED.

**P2 Since you were 15 years old, have you:**

- |   |  |    |     |
|---|--|----|-----|
| a | repeatedly behaved in a way that others would consider irresponsible, like failing to pay for things you owed, deliberately being impulsive or deliberately not working to support yourself? | NO | YES |
| b | done things that are illegal even if you didn't get caught (for example, destroying property, shoplifting, stealing, selling drugs, or committing a felony)?                                 | NO | YES |
| c | been in physical fights repeatedly (including physical fights with your spouse or children)?   | NO | YES |
| d | often lied or "conned" other people to get money or pleasure, or lied just for fun?  | NO | YES |
| e | exposed others to danger without caring?   | NO | YES |
| f | felt no guilt after hurting, mistreating, lying to, or stealing from others, or after damaging property?   | NO | YES |

ARE 3 OR MORE P2 QUESTIONS CODED YES?

|   |            |
|---|------------|
| <b>NO</b>                                       | <b>YES</b> |
| <b>ANTISOCIAL PERSONALITY DISORDER LIFETIME</b> |            |

THIS CONCLUDES THE INTERVIEW

## REFERENCES

Sheehan DV, Lecrubier Y, Harnett-Sheehan K, Janavs J, Weiller E, Bonara LI, Keskiner A, Schinka J, Knapp E, Sheehan MF, Dunbar GC. Reliability and Validity of the MINI International Neuropsychiatric Interview (M.I.N.I.): According to the SCID-P. *European Psychiatry*. 1997; 12:232-241.

Lecrubier Y, Sheehan D, Weiller E, Amorim P, Bonora I, Sheehan K, Janavs J, Dunbar G. The MINI International Neuropsychiatric Interview (M.I.N.I.) A Short Diagnostic Structured Interview: Reliability and Validity According to the CIDI. *European Psychiatry*. 1997; 12: 224-231.

Sheehan DV, Lecrubier Y, Harnett-Sheehan K, Amorim P, Janavs J, Weiller E, Hergueta T, Baker R, Dunbar G: The Mini International Neuropsychiatric Interview (M.I.N.I.): The Development and Validation of a Structured Diagnostic Psychiatric Interview. *J. Clin Psychiatry*, 1998;59(suppl 20):22-33.

Amorim P, Lecrubier Y, Weiller E, Hergueta T, Sheehan D: DSM-III-R Psychotic Disorders: procedural validity of the Mini International Neuropsychiatric Interview (M.I.N.I.). Concordance and causes for discordance with the CIDI. *European Psychiatry*. 1998; 13:26-34.

### Scientific committee for the MINI 6.0.0:

A. Carlo Altamura, Milano, Italy  
Cyril Hoschl, Praha, Czech Republic  
George Papadimitriou, Athens, Greece  
Hans Ågren, Göteborg, Sweden  
Hans-Jürgen Möller, München, Germany  
Hans-Ulrich Wittchen, Dresden, Germany  
István Bitter, Budapest, Hungary  
Jean-Pierre Lépine, Paris, France  
Jules Angst, Zurich, Switzerland  
Julio Bobes, Oviedo, Spain  
Luciano Conti, Pisa, Italy  
Marelli Colon-Soto MD, Puerto Rico, United States  
Michael Van Ameringen MD, Toronto, Canada  
Rosario Hidalgo MD, Tampa, United States  
Siegfried Kasper, Vienna, Austria  
Thomas Schlaepfer, Bonn, Germany

### Translations

|                      |   |
|----------------------|---|
| Afrikaans            | R. Emsley, W. Maartens  |
| Arabic               |   |
| Bengali              |   |
| Braille (English)    |   |
| Brazilian Portuguese | P. Amorim   |
| Bulgarian            | L.G. Hranov   |
| Chinese              |   |
| Czech                |   |
| Danish               | P. Bech   |
| Dutch/Flemish        | E. Griez, K. Shruers, T. Overbeek, K. Demyttenaere  |
| English              | D. Sheehan, J. Janavs, R. Baker, K. Harnett-Sheehan, E. Knapp, M. Sheehan                       |
| Estonian             |   |
| Farsi/Persian        |   |
| Finnish              | M. Heikkinen, M. Lijeström, O. Tuominen   |
| French               | Y. Lecrubier, E. Weiller, I. Bonora, P. Amorim, J.P. Lepine                                     |
| German               | I. v. Denffer, M. Ackenheil, R. Dietz-Bauer   |
| Greek                | S. Beratis  |
| Gujarati             |   |
| Hebrew               | J. Zohar, Y. Sasson   |
| Hindi                |   |
| Hungarian            | I. Bitter, J. Balazs  |
| Icelandic            |   |
| Italian              | I. Bonora, L. Conti, M. Piccinelli, M. Tansella, G. Cassano, Y. Lecrubier, P. Donda, E. Weiller |
| Japanese             |   |

### M.I.N.I. 4.6/5.0, M.I.N.I. Plus 4.6/5.0 and M.I.N.I. Screen 5.0:

O. Osman, E. Al-Radi  
H. Banerjee, A. Banerjee  
  
P. Amorim  
  
L. Carroll, Y-J. Lee, Y-S. Chen, C-C. Chen, C-Y. Liu, C-K. Wu, H-S. Tang, K-D. Juang, Yan-Ping Zheng.  
P. Svlosky  
P. Bech, T. Schütze  
I. Van Vliet, H. Leroy, H. van Megen  
D. Sheehan, R. Baker, J. Janavs, K. Harnett-Sheehan, M. Sheehan  
J. Shlik, A. Aluoja, E. Khil  
K. Khooshabi, A. Zomorodi  
M. Heikkinen, M. Lijeström, O. Tuominen  
Y. Lecrubier, E. Weiller, P. Amorim, T. Hergueta  
G. Stotz, R. Dietz-Bauer, M. Ackenheil  
T. Calligas, S. Beratis, GN Papidimitriou, T Matsoukas  
CR Soldatos  
M. Patel, B. Patel, Organon  
R. Barda, I. Levinson, A. Aviv  
C. Mittal, K. Batra, S. Gambhir, Organon  
I. Bitter, J. Balazs  
J.G. Stefansson  
L. Conti, A. Rossi, P. Donda  
  
T. Otsubo, H. Watanabe, H. Miyaoka, K. Kamijima, J. Shinoda, K. Tanaka, Y. Okajima

|            |   |   |
|------------|---|---|
| Kannada    |   | Organon   |
| Korean     |   | K.S. Oh and Korean Academy of Anxiety Disorders   |
| Latvian    | V. Janavs, J. Janavs, I. Nagobads                             | V. Janavs, J. Janavs  |
| Lithuanian |   | A. Bacevicius   |
| Luganda    |   | WW. Muhweziosal, H. Agren   |
| Malayalam  |   | Organon   |
| Marathi    |   | Organon   |
| Norwegian  | G. Pedersen, S. Blomhoff                                      | K.A. Leiknes , U. Malt, E. Malt, S. Leganger  |
| Polish     | M. Masiak, E. Jasiak  | M. Masiak, E. Jasiak  |
| Portuguese | P. Amorim   | P. Amorim, T. Guterres  |
| Punjabi    |   | A. Gahunia, S. Gambhir  |
| Romanian   |   | O. Driga  |
| Russian    |   | A. Bystritsky, E. Selivra, M. Bystritsky, L. Shumyak,<br>M. Klisinska.  |
| Serbian    | I. Timotijevic  | I. Timotijevic  |
| Setswana   | K. Ketlogetswe  |   |
| Slovenian  | M. Kocmur   |   |
| Spanish    | L. Ferrando, J. Bobes-Garcia, J. Gilbert-Rahola, Y. Lecrubier | L. Ferrando, L. Franco-Alfonso, M. Soto, J. Bobes-Garcia, O. Soto, L. Franco, G. Heinze, C. Santana, R. Hidalgo |
| Swedish    | M. Waern, S. Andersch, M. Humble                              | C. Allgulander, H. Agren M. Waern, A. Brimse, M. Humble.  |
| Tamil      |   | Organon   |
| Telugu     |   | Organon   |
| Thai       |   | P. Kittirattanapaiboon, S. Mahatnirunkul, P. Udomrat,<br>P. Silpakit,, M. Khamwongpin, S. Srikosai.             |
| Turkish    | T. Örnek, A. Keskiner, I. Vahip                               | T. Örnek, A. Keskiner, A.Engeler  |
| Urdu       |   | S. Gambhir  |
| Yiddish    |   | J. Goldman, Chana Pollack, Myrna Mniewski   |

A validation study of this instrument was made possible, in part, by grants from SmithKline Beecham and the European Commission. The authors are grateful to Dr. Pauline Powers for her advice on the modules on Anorexia Nervosa and Bulimia.

# MOOD DISORDERS: DIAGNOSTIC ALGORITHM

Consult Modules:           A    Major Depressive Episode  
                                   C    (Hypo) manic Episode  
                                   K    Psychotic Disorders

## MODULE K:

|    |                           |    |     |
|----|---------------------------|----|-----|
| 1a | IS <b>K11b</b> CODED YES? | NO | YES |
| 1b | IS <b>K12a</b> CODED YES? | NO | YES |

## MODULES A and C:

|   |   | Current   | Past         |
|---|---|---|--------------|
| 2 | a | CIRCLE YES IF A DELUSIONAL IDEA IS IDENTIFIED IN <b>A3e</b> ? | YES      YES |
|   | b | CIRCLE YES IF A DELUSIONAL IDEA IS IDENTIFIED IN <b>C3a</b> ? | YES      YES |

c Is a Major Depressive Episode coded YES (current or past)?  
**and**  
 is Manic Episode coded NO (current and past)?  
**and**  
 is Hypomanic Episode coded NO (current and past)?  
**and**  
 is "Hypomanic Symptoms" coded NO (current and past)?

### Specify:

- If the depressive episode is **current** or **past** or both
- **With Psychotic Features** Current: If 1b or 2a (current) = YES  
 With Psychotic Features Past: If 1a or 2a (past) = YES

|                                  |                          |                          |
|----------------------------------|--------------------------|--------------------------|
| <b>MAJOR DEPRESSIVE DISORDER</b> |                          |                          |
|                                  | current                  | past                     |
| <b>MDD</b>                       | <input type="checkbox"/> | <input type="checkbox"/> |
| <b>With Psychotic Features</b>   |                          |                          |
| Current                          | <input type="checkbox"/> |                          |
| Past                             | <input type="checkbox"/> |                          |

d Is a Manic Episode coded YES (current or past)?

### Specify:

- If the Bipolar I Disorder is **current** or **past** or both
- With **Single Manic Episode**: If Manic episode (current or past) = YES  
 and MDE (current and past) = NO
- **With Psychotic Features** Current: If 1b or 2a (current) or 2b (current) = YES  
 With Psychotic Features Past: If 1a or 2a (past) or 2b (past) = YES
- If the **most recent episode** is manic, depressed, mixed or hypomanic or unspecified (all mutually exclusive)
- **Unspecified** if the Past Manic Episode is coded YES AND  
 Current (C3 Summary AND C4a AND C6 AND O2) are coded YES

|                                |                          |                          |
|--------------------------------|--------------------------|--------------------------|
| <b>BIPOLAR I DISORDER</b>      |                          |                          |
|                                | current                  | past                     |
| <b>Bipolar I Disorder</b>      | <input type="checkbox"/> | <input type="checkbox"/> |
| Single Manic Episode           | <input type="checkbox"/> | <input type="checkbox"/> |
| <b>With Psychotic Features</b> |                          |                          |
| Current                        | <input type="checkbox"/> |                          |
| Past                           | <input type="checkbox"/> |                          |
| <b>Most Recent Episode</b>     |                          |                          |
| Manic                          | <input type="checkbox"/> |                          |
| Depressed                      | <input type="checkbox"/> |                          |
| Mixed                          | <input type="checkbox"/> |                          |
| Hypomanic                      | <input type="checkbox"/> |                          |
| Unspecified                    | <input type="checkbox"/> |                          |

- e Is Major Depressive Episode coded YES (current or past)?  
**and**  
 Is Hypomanic Episode coded YES (current or past)?  
**and**  
 Is Manic Episode coded NO (current and past)?

**Specify:**

- If the Bipolar Disorder is **current** or **past** or both
- If the most recent mood episode is **hypomanic** or **depressed** (mutually exclusive)

|                                |                          |                          |
|--------------------------------|--------------------------|--------------------------|
| <b>BIPOLAR II<br/>DISORDER</b> |                          |                          |
|                                | current                  | past                     |
| Bipolar II Disorder            | <input type="checkbox"/> | <input type="checkbox"/> |
| <b>Most Recent Episode</b>     |                          |                          |
| Hypomanic                      | <input type="checkbox"/> |                          |
| Depressed                      | <input type="checkbox"/> |                          |

- f Is MDE coded NO (current and past)  
**and**  
 Is Manic Episode coded NO (current and past)?  
**and is either:**
- 1) C7b coded YES for the appropriate time frame?  
**or**
  - 2) C3 Summary coded YES for the appropriate time frame?  
**and**  
 C4a coded YES for the appropriate time frame?  
**and**  
 C7c coded YES for the appropriate time frame?

|                                 |                          |                          |
|---------------------------------|--------------------------|--------------------------|
| <b>BIPOLAR<br/>DISORDER NOS</b> |                          |                          |
|                                 | current                  | past                     |
| Bipolar Disorder NOS            | <input type="checkbox"/> | <input type="checkbox"/> |

Specify if the Bipolar Disorder NOS is **current** or **past** or both

## M.I.N.I. PLUS

The shaded modules below are additional modules available in the MINI PLUS beyond what is available in the standard MINI. The un-shaded modules below are in the standard MINI.

These MINI PLUS modules can be inserted into or used in place of the standard MINI modules, as dictated by the specific needs of any study.

| MODULES  | TIME FRAME   |
|--|--|
| A MAJOR DEPRESSIVE EPISODE   | Current (2 weeks)<br>Past<br>Recurrent   |
| MOOD DISORDER DUE TO A GENERAL MEDICAL CONDITION                       | Current<br>Past  |
| SUBSTANCE INDUCED MOOD DISORDER  | Current<br>Past  |
| MDE WITH MELANCHOLIC FEATURES  | Current (2 weeks)  |
| MDE WITH ATYPICAL FEATURES   | Current (2 weeks)  |
| MDE WITH CATATONIC FEATURES  | Current (2 weeks)  |
| B DYSTHYMIA  | Current (Past 2 years)<br>Past   |
| C SUICIDALITY  | Current (Past Month)<br>Risk: <input type="checkbox"/> Low <input type="checkbox"/> Medium <input type="checkbox"/> High |
| D MANIC EPISODE  | Current<br>Past  |
| HYPOMANIC EPISODE  | Current<br>Past  |
| BIPOLAR I DISORDER   | Current<br>Past  |
| BIPOLAR II DISORDER  | Current<br>Past  |
| BIPOLAR DISORDER NOS   | Current<br>Past  |
| MANIC EPISODE DUE TO A GENERAL MEDICAL CONDITION                       | Current<br>Past  |
| HYPOMANIC EPISODE DUE TO A GENERAL MEDICAL CONDITION                   | Current<br>Past  |
| SUBSTANCE INDUCED MANIC EPISODE  | Current<br>Past  |
| SUBSTANCE INDUCED HYPOMANIC EPISODE                                    | Current<br>Past  |
| E PANIC DISORDER   | Current (Past Month)<br>Lifetime   |
| ANXIETY DISORDER WITH PANIC ATTACKS DUE TO A GENERAL MEDICAL CONDITION | Current  |
| SUBSTANCE INDUCED ANXIETY DISORDER WITH PANIC ATTACKS                  | Current  |
| F AGORAPHOBIA  | Current  |
| G SOCIAL PHOBIA (Social Anxiety Disorder)                              | Current (Past Month)   |
| H SPECIFIC PHOBIA  | Current  |
| I OBSESSIVE-COMPULSIVE DISORDER  | Current (Past Month)   |
| OCD DUE TO A GENERAL MEDICAL CONDITION                                 | Current  |
| SUBSTANCE INDUCED OCD  | Current  |
| J POSTTRAUMATIC STRESS DISORDER  | Current (Past Month)   |
| K ALCOHOL DEPENDENCE   | Past 12 Months   |
| ALCOHOL DEPENDENCE   | Lifetime   |
| ALCOHOL ABUSE  | Past 12 Months   |
| ALCOHOL ABUSE  | Lifetime   |
| L SUBSTANCE DEPENDENCE (Non-alcohol)                                   | Past 12 Months   |
| SUBSTANCE DEPENDENCE (Non-alcohol)                                     | Lifetime   |
| SUBSTANCE ABUSE (Non-alcohol)  | Past 12 Months   |

|   |   |                         |
|---|---|-------------------------|
| M | PSYCHOTIC DISORDERS   | Lifetime                |
|   | MOOD DISORDER WITH PSYCHOTIC FEATURES                           | Current                 |
|   | SCHIZOPHRENIA   | Current                 |
|   | SCHIZOAFFECTIVE DISORDER  | Lifetime                |
|   | SCHIZOPHRENIFORM DISORDER                                       | Current                 |
|   | BRIEF PSYCHOTIC DISORDER  | Lifetime                |
|   | DELUSIONAL DISORDER   | Current                 |
|   | PSYCHOTIC DISORDER DUE TO A GENERAL MEDICAL CONDITION           | Lifetime                |
|   | SUBSTANCE INDUCED PSYCHOTIC DISORDER                            | Current                 |
|   | PSYCHOTIC DISORDER NOS  | Lifetime                |
|   | MOOD DISORDER WITH PSYCHOTIC FEATURES                           | Current                 |
|   | MOOD DISORDER NOS   | Lifetime                |
|   | MAJOR DEPRESSIVE DISORDER WITH PSYCHOTIC FEATURES               | Current                 |
|   | BIPOLAR I DISORDER WITH PSYCHOTIC FEATURES                      | Past                    |
|   |   | Current                 |
|   |   | Past                    |
| N | ANOREXIA NERVOSA  | Current (Past 3 Months) |
| O | BULIMIA NERVOSA   | Current (Past 3 Months) |
|   | BULIMIA NERVOSA PURGING TYPE                                    | Current                 |
|   | BULIMIA NERVOSA NONPURGING TYPE                                 | Current                 |
|   | ANOREXIA NERVOSA, BINGE EATING/PURGING TYPE                     | Current                 |
|   | ANOREXIA NERVOSA, RESTRICTING TYPE                              | Current                 |
| P | GENERALIZED ANXIETY DISORDER                                    | Current (Past 6 Months) |
|   | GENERALIZED ANXIETY DISORDER DUE TO A GENERAL MEDICAL CONDITION | Current                 |
|   | SUBSTANCE INDUCED GAD   | Current                 |
| Q | ANTISOCIAL PERSONALITY DISORDER                                 | Lifetime                |
| R | SOMATIZATION DISORDER   | Lifetime                |
|   |   | Current                 |
| S | HYPOCHONDRIASIS   | Current                 |
| T | BODY DYSMORPHIC DISORDER  | Current                 |
| U | PAIN DISORDER   | Current                 |
| V | CONDUCT DISORDER  | Past 12 Months          |
| W | ATTENTION DEFICIT/HYPERACTIVITY DISORDER (Children/Adolescents) | Past 6 Months           |
|   | ATTENTION DEFICIT/HYPERACTIVITY DISORDER (Adults)               | Lifetime                |
|   |   | Current                 |
| X | ADJUSTMENT DISORDERS  | Current                 |
| Y | PREMENSTRUAL DYSPHORIC DISORDER                                 | Current                 |
| Z | MIXED ANXIETY-DEPRESSIVE DISORDER                               | Current                 |





**WECHSLER ABBREVIATED  
SCALE OF INTELLIGENCE™**

**Record Form**

Name \_\_\_\_\_ ID \_\_\_\_\_  
 Address/School \_\_\_\_\_ Grade/ Highest Education \_\_\_\_\_  
 Examiner \_\_\_\_\_

|                 |      |       |     |
|-----------------|------|-------|-----|
|                 | Year | Month | Day |
| Date of Testing |      |       |     |
| Date of Birth   |      |       |     |
| Age             |      |       |     |

| Subtest Scores   |           |             |
|------------------|-----------|-------------|
| Subtest          | Raw Score | T Score     |
| Vocabulary       |           |             |
| Block Design     |           |             |
| Similarities     |           |             |
| Matrix Reasoning |           |             |
|                  |           | Verbal      |
|                  |           | Performance |
| Sums of T Scores |           | 4-Subtest   |
|                  |           | 2-Subtest   |
|                  |           | Full-Scale  |



|        | WASI IQ Scores  |    |            |                       | Prediction Intervals |     |          |     |
|--------|-----------------|----|------------|-----------------------|----------------------|-----|----------|-----|
|        | Sum of T Scores | IQ | Percentile | % Confidence Interval | WISC-III             |     | WAIS-III |     |
|        |                 |    |            |                       | 90%                  | 68% | 90%      | 68% |
| Verb.  |                 |    |            | -                     |                      |     |          |     |
| Perf.  |                 |    |            | -                     |                      |     |          |     |
| Full-4 |                 |    |            | -                     | -                    | -   | -        | -   |
| Full-2 |                 |    |            | -                     |                      |     |          |     |

**PEARSON** **PsychCorp**

Copyright © 1999 NCS Pearson, Inc.

Normative data copyright © 1999 NCS Pearson, Inc.

All rights reserved. No part of this publication may be reproduced or transmitted in any form or by any means, electronic or mechanical, including photocopy, recording, or any information storage and retrieval system, without permission in writing from the copyright owner.

Pearson, PsychCorp, the PSI logo, Wechsler Abbreviated Scale of Intelligence, and WASI are trademarks, in the U.S. and/or other countries, of Pearson Education, Inc. or its affiliate(s).

Printed in the United States of America

0154981532

16 17 18 19 20 21 A B C D E 281099-1 321

Approved McLean IRB  
 2012p001515 08/31/2012 through 08/30/2013

ISBN 015-4981-53-2



9 780154 981530

# 1. Vocabulary



### Start Point

Ages 6-8: Item 5  
Ages 9-89: Item 9



### Reverse Rule

All Ages: Administer Items 1-4 in forward sequence if score of 0 or 1 on Item 5 or 6.

Ages 9-89: Administer Items 5-8 in reverse sequence if score of 0 or 1 on Item 9 or 10.



### Discontinue Rule

After 5 consecutive scores of 0



### Stop Point

Ages 6-8: After Item 30  
Ages 9-11: After Item 34  
Ages 12-16: After Item 38  
Ages 17-89: No stop point



### Scoring Rule

Items 1-4: 0 or 1  
Items 5-42: 0, 1, or 2

| Item           | Response | Score<br>(0 or 1) |
|----------------|----------|-------------------|
| 1. Fish        |          |                   |
| 2. Shovel      |          |                   |
| 3. Map         |          |                   |
| 4. Shell       |          |                   |
| 6-8 → 5. Shirt |          | (0, 1, 2)         |
| 6. Shoe        |          |                   |
| 7. Flashlight  |          |                   |
| 8. Car         |          |                   |
| 9-89 → 9. Bird |          |                   |
| 10. Calendar   |          |                   |
| 11. Number     |          |                   |
| 12. Bell       |          |                   |
| 13. Lunch      |          |                   |
| 14. Police     |          |                   |
| 15. Vacation   |          |                   |
| 16. Pet        |          |                   |
| 17. Balloon    |          |                   |
| 18. Transform  |          |                   |
| 19. Alligator  |          |                   |

# 1. Vocabulary *(Continued)*

| Item             | Response | Score<br>(0, 1, 2) |
|------------------|----------|--------------------|
| 20. Cart         |          |                    |
| 21. Blame        |          |                    |
| 22. Dance        |          |                    |
| 23. Purpose      |          |                    |
| 24. Entertain    |          |                    |
| 25. Famous       |          |                    |
| 26. Reveal       |          |                    |
| 27. Decade       |          |                    |
| 28. Tradition    |          |                    |
| 29. Rejoice      |          |                    |
| 30. Enthusiastic |          |                    |
| 31. Improvise    |          |                    |
| 32. Impulse      |          |                    |
| 33. Haste        |          |                    |
| 34. Trend        |          |                    |
| 35. Intermittent |          |                    |
| 36. Devout       |          |                    |
| 37. Impertinent  |          |                    |
| 38. Niche        |          |                    |
| 39. Presumptuous |          |                    |
| 40. Formidable   |          |                    |
| 41. Ruminant     |          |                    |
| 42. Panacea      |          |                    |

6-8 STOP

9-11 STOP

12-16 STOP

**Maximum Raw Score**  
 Ages 6-8: 56  
 Ages 9-11: 64  
 Ages 12-16: 72  
 Ages 17-89: 80

**Total Raw Score**

# 2. Block Design



**Start Point**  
 Ages 6-8: Design 1  
 Ages 9-89: Design 3



**Reverse Rule**  
 Ages 9-89: Administer Items 1-2 in reverse sequence if score of 0 or 1 on Item 3 or 4.



**Discontinue Rule**  
 After 3 consecutive scores of 0



**Scoring Rule**  
 Items 1-4: 2 for a correct design on Trial 1  
 1 for a correct design on Trial 2  
 0 for incorrect designs on Trials 1 & 2  
 Items 5-13: 0-7

Examinee

6-8

9-89

| Design | Time Limit | Incorrect Design |             | Completion Time in Seconds | Correct Design |   | Score<br>(Circle the appropriate score for each design.) |               |              |              |             |
|--------|------------|------------------|-------------|----------------------------|----------------|---|--|---------------|--------------|--------------|-------------|
|        |            | Trial 1          | Trial 2     |                            | Y              | N | 0  | 1             | 2            |              |             |
| 1.     | 30"        | Trial 1<br>      | Trial 2<br> |                            | Y              | N | 0  | 1             | 2            |              |             |
| 2.     | 60"        | Trial 1<br>      | Trial 2<br> |                            | Y              | N | 0  | 1             | 2            |              |             |
| 3.     | 60"        | Trial 1<br>      | Trial 2<br> |                            | Y              | N | 0  | 1             | 2            |              |             |
| 4.     | 60"        | Trial 1<br>      | Trial 2<br> |                            | Y              | N | 0  | 1             | 2            |              |             |
| 5.     | 60"        |                  |             |                            | Y              | N | 0  | 21"-60"<br>4  | 16"-20"<br>5 | 11"-15"<br>6 | 1"-10"<br>7 |
| 6.     | 60"        |                  |             |                            | Y              | N | 0  | 21"-60"<br>4  | 16"-20"<br>5 | 11"-15"<br>6 | 1"-10"<br>7 |
| 7.     | 60"        |                  |             |                            | Y              | N | 0  | 21"-60"<br>4  | 16"-20"<br>5 | 11"-15"<br>6 | 1"-10"<br>7 |
| 8.     | 60"        |                  |             |                            | Y              | N | 0  | 21"-60"<br>4  | 16"-20"<br>5 | 11"-15"<br>6 | 1"-10"<br>7 |
| 9.     | 60"        |                  |             |                            | Y              | N | 0  | 21"-60"<br>4  | 16"-20"<br>5 | 11"-15"<br>6 | 1"-10"<br>7 |
| 10.    | 120"       |                  |             |                            | Y              | N | 0  | 66"-120"<br>4 | 46"-65"<br>5 | 31"-45"<br>6 | 1"-30"<br>7 |
| 11.    | 120"       |                  |             |                            | Y              | N | 0  | 76"-120"<br>4 | 56"-75"<br>5 | 41"-55"<br>6 | 1"-40"<br>7 |
| 12.    | 120"       |                  |             |                            | Y              | N | 0  | 76"-120"<br>4 | 56"-75"<br>5 | 41"-55"<br>6 | 1"-40"<br>7 |
| 13.    | 120"       |                  |             |                            | Y              | N | 0  | 76"-120"<br>4 | 56"-75"<br>5 | 41"-55"<br>6 | 1"-40"<br>7 |

Examiner

**Maximum Raw Score**  
 All Ages: 71

**Total Raw Score**



### 3. Similarities (Continued)

9-11

| Item                     | Response | Score<br>(0, 1, 2) |
|--------------------------|----------|--------------------|
| 23. Peace-War            |          |                    |
| 24. Capitalism-Socialism |          |                    |
| 25. Tradition-Habit      |          |                    |
| 26. Freedom-Law          |          |                    |

**Maximum Raw Score**  
 Ages 6-8: 36  
 Ages 9-11: 44  
 Ages 12-89: 48

**Total Raw Score**

### 4. Matrix Reasoning

|   |   |  |   |   |
|---|---|--|---|---|
|   |   |  |   |   |
| <b>Start Point</b><br>Administer Sample Items A and B first.<br>Ages 6-8: Item 1<br>Ages 9-11: Item 5<br>Ages 12-44: Item 7<br>Ages 45-79: Item 5<br>Ages 80-89: Item 1 | <b>Reverse Rule</b><br>Ages 9-11 and Ages 45-79: Administer Items 1-4 in reverse sequence if score of 0 on Item 5 or 6.<br>Ages 12-44: Administer Items 1-6 in reverse sequence if score of 0 on Item 7 or 8. | <b>Discontinue Rule</b><br>After 4 consecutive scores of 0 or after 4 scores of 0 on 5 consecutive items | <b>Stop Point</b><br>Ages 6-8: After Item 28<br>Ages 9-11: After Item 32<br>Ages 12-44: No stop point<br>Ages 45-79: After Item 32<br>Ages 80-89: After Item 28 | <b>Scoring Rule</b><br>Items 1-35: 0 or 1 |

| Item | Response Options<br>(Circle One) | Score<br>(0 or 1) |
|------|----------------------------------|-------------------|
| A.   | 1 <b>2</b> 3 4 5 DK              |                   |
| B.   | 1 2 3 4 <b>5</b> DK              |                   |
| 1.   | 1 <b>2</b> 3 4 5 DK              |                   |
| 2.   | 1 2 3 <b>4</b> 5 DK              |                   |
| 3.   | 1 <b>2</b> 3 4 5 DK              |                   |
| 4.   | 1 2 3 <b>4</b> 5 DK              |                   |
| 5.   | 1 2 <b>3</b> 4 5 DK              |                   |
| 6.   | <b>1</b> 2 3 4 5 DK              |                   |
| 7.   | <b>1</b> 2 3 4 5 DK              |                   |
| 8.   | 1 2 <b>3</b> 4 5 DK              |                   |
| 9.   | 1 2 3 4 <b>5</b> DK              |                   |
| 10.  | 1 2 3 4 <b>5</b> DK              |                   |
| 11.  | 1 2 3 4 <b>5</b> DK              |                   |
| 12.  | 1 <b>2</b> 3 4 5 DK              |                   |
| 13.  | 1 2 <b>3</b> 4 5 DK              |                   |
| 14.  | <b>1</b> 2 3 4 5 DK              |                   |
| 15.  | 1 <b>2</b> 3 4 5 DK              |                   |
| 16.  | 1 2 3 <b>4</b> 5 DK              |                   |
| 17.  | 1 2 <b>3</b> 4 5 DK              |                   |

| Item | Response Options<br>(Circle One) | Score<br>(0 or 1) |
|------|----------------------------------|-------------------|
| 18.  | <b>1</b> 2 3 4 5 DK              |                   |
| 19.  | <b>1</b> 2 3 4 5 DK              |                   |
| 20.  | 1 2 3 <b>4</b> 5 DK              |                   |
| 21.  | 1 2 3 4 <b>5</b> DK              |                   |
| 22.  | 1 2 3 4 <b>5</b> DK              |                   |
| 23.  | 1 <b>2</b> 3 4 5 DK              |                   |
| 24.  | 1 <b>2</b> 3 4 5 DK              |                   |
| 25.  | <b>1</b> 2 3 4 5 DK              |                   |
| 26.  | 1 2 3 4 <b>5</b> DK              |                   |
| 27.  | 1 2 3 <b>4</b> 5 DK              |                   |
| 28.  | 1 2 <b>3</b> 4 5 DK              |                   |
| 29.  | 1 2 <b>3</b> 4 5 DK              |                   |
| 30.  | 1 2 3 <b>4</b> 5 DK              |                   |
| 31.  | <b>1</b> 2 3 4 5 DK              |                   |
| 32.  | 1 2 3 <b>4</b> 5 DK              |                   |
| 33.  | 1 <b>2</b> 3 4 5 DK              |                   |
| 34.  | 1 2 <b>3</b> 4 5 DK              |                   |
| 35.  | 1 2 3 4 <b>5</b> DK              |                   |

6-8 80-89

9-11 45-79

**Maximum Raw Score**  
 Ages 6-8: 28  
 Ages 9-11: 32  
 Ages 12-44: 35  
 Ages 45-79: 32

**Total Raw Score**

## Ohio State University TBI Identification Method Short Form\*

**I would like to ask you about injuries to your head or neck that you may have had at anytime in your life.**

*Interviewer instruction:* Record cause and any details provided spontaneously in the box at the bottom of the page. DO NOT query further about LOC or other details at this stage.

1. Have you ever been hospitalized or treated in an emergency room following an injury to your head or neck? Think about any childhood injuries you remember or were told about.
  - Yes—Record cause(s) in table below
  - No
2. Have you ever injured your head or neck in a car accident or from some other moving vehicle accident (e.g. motorcycle, ATV)?
  - Yes—Record cause(s) in table below
  - No
3. Have you ever injured your head or neck in a fall or from being hit by something (e.g. falling from a bike, horse, or rollerblades, falling on ice, being hit by a rock)? Have you ever injured your head or neck playing sports or on the playground?
  - Yes—Record cause(s) in table below
  - No
4. Have you ever injured your head or neck in a fight, from being hit by someone, or from being shaken violently? Have you ever been shot in the head?
  - Yes—Record cause(s) in table below
  - No
5. Have you ever been nearby when an explosion or a blast occurred? If you served in the military, think about any combat- or training-related incidents.
  - Yes—Record cause(s) in table below
  - No
6. If all above are “no” then proceed to question 7. If answered “yes” to *any* of the questions above, ask the following for each injury: **Were you knocked or did you lose consciousness (LOC)? If yes, how long? If no, were you dazed or did you have a gap in your memory from the injury? How old were you? (age is only needed if there was LOC)**

| Cause | Loss of consciousness (LOC)/knocked out |          |               |           | Dazed/Memory Gap |    | Age |
|-------|---|----------|---------------|-----------|------------------|----|-----|
|       | No LOC                                  | < 30 min | 30 min-24 hrs | > 24 hrs. | Yes              | No |     |
|       |   |          |               |           |                  |    |     |
|       |   |          |               |           |                  |    |     |
|       |   |          |               |           |                  |    |     |
|       |   |          |               |           |                  |    |     |
|       |   |          |               |           |                  |    |     |
|       |   |          |               |           |                  |    |     |
|       |   |          |               |           |                  |    |     |
|       |   |          |               |           |                  |    |     |
|       |   |          |               |           |                  |    |     |

*If more injuries with LOC:* How many more? \_\_\_ Longest knocked out? \_\_\_ How many ≥ 30 mins.? \_\_\_ Youngest age? \_\_\_

7. Have you ever lost consciousness from a drug overdose or being choked? \_\_\_# overdose \_\_\_# choked

\* adapted with permission from the Ohio State University TBI Identification Method (Corrigan, J.D., Bogner, J.A. (2007). Initial reliability and validity of the OSU TBI Identification Method. *J Head Trauma Rehabil*, 22(6):318-329,

## **SCORING**

- \_\_\_\_\_ # **TBI-LOC** (number of TBI's with loss of consciousness from #6a)
- \_\_\_\_\_ # **TBI-LOC  $\geq$  30** (number of TBI's with loss of consciousness  $\geq$  30 minutes from #6a)
- \_\_\_\_\_ **age at first TBI-LOC** (youngest age from #6a)
- \_\_\_\_\_ **TBI-LOC before age 15** (if youngest age from #7B < 15 then =1, if  $\geq$  15 then = 0)
- \_\_\_\_\_ **Worst Injury** (1-5):
  - If responses to #1-5 are "no" classify as 1 "improbable TBI".
  - If in response to #6a and 6b reports never having LOC, being dazed or having memory lapses classify as 1 "improbable TBI".
  - If in response to #6b reports being dazed or having a memory lapse classify as 2 "possible TBI".
  - If in response to #6a loss of consciousness (LOC) does not exceed 30 minutes for any injury classify as 3 "mild TBI".
  - If in response to #6a LOC for any one injury is between 30 minutes and 24 hours classify as 4 "moderate TBI".
  - If in response to #6a LOC for any one injury exceeds 24 hours classify as 5 "severe TBI".
- \_\_\_\_\_ # **anoxic injuries** (sum of incidents reported in #7)

# Rivermead Post Concussion Symptoms Questionnaire

Modified (Rpq-3 And Rpq-13)<sup>42</sup> Printed With Permission: Modified Scoring System From Eyres 2005 <sup>28</sup>

Name:

Date:

After a head injury or accident some people experience symptoms that can cause worry or nuisance. We would like to know if you now suffer any of the symptoms given below. Because many of these symptoms occur normally, we would like you to compare yourself now with before the accident. For each symptom listed below please circle the number that most closely represents your answer.

- 0 = not experienced at all
- 1 = no more of a problem
- 2 = a mild problem
- 3 = a moderate problem
- 4 = a severe problem

Compared with **before** the accident, do you **now** (i.e., over the last 24 hours) suffer from:

|  | not experienced | no more of a problem | mild problem | moderate problem | severe problem |
|--|-----------------|----------------------|--------------|------------------|----------------|
| Headaches  | 0               | 1                    | 2            | 3                | 4              |
| Feelings of dizziness                            | 0               | 1                    | 2            | 3                | 4              |
| Nausea and/or vomiting                           | 0               | 1                    | 2            | 3                | 4              |
| Noise sensitivity (easily upset by loud noise)   | 0               | 1                    | 2            | 3                | 4              |
| Sleep disturbance                                | 0               | 1                    | 2            | 3                | 4              |
| Fatigue, tiring more easily                      | 0               | 1                    | 2            | 3                | 4              |
| Being irritable, easily angered                  | 0               | 1                    | 2            | 3                | 4              |
| Feeling depressed or tearful                     | 0               | 1                    | 2            | 3                | 4              |
| Feeling frustrated or impatient                  | 0               | 1                    | 2            | 3                | 4              |
| Forgetfulness, poor memory                       | 0               | 1                    | 2            | 3                | 4              |
| Poor concentration                               | 0               | 1                    | 2            | 3                | 4              |
| Taking longer to think                           | 0               | 1                    | 2            | 3                | 4              |
| Blurred vision                                   | 0               | 1                    | 2            | 3                | 4              |
| Light sensitivity (easily upset by bright light) | 0               | 1                    | 2            | 3                | 4              |
| Double vision                                    | 0               | 1                    | 2            | 3                | 4              |
| Restlessness                                     | 0               | 1                    | 2            | 3                | 4              |

Are you experiencing any other difficulties? Please specify, and rate as above.

|    |   |   |   |   |   |
|----|---|---|---|---|---|
| 1. | 0 | 1 | 2 | 3 | 4 |
| 2. | 0 | 1 | 2 | 3 | 4 |

Administration only:

|  |  |
|--|--|
| <b>RPQ-3</b> (total for first three items) |  |
| <b>RPQ-13</b> (total for next 13 items)    |  |

<http://www.maa.nsw.gov.au/default.aspx?MenuID=148>

# Rivermead Post Concussion Symptoms Questionnaire (cont.)

Modified (Rpq-3 And Rpq-13)<sup>42</sup> Printed With Permission: Modified Scoring System From Eyres 2005<sup>28</sup>

## Administration only

Individual item scores reflect the presence and severity of post concussive symptoms. Post concussive symptoms, as measured by the RPQ, may arise for different reasons subsequent to (although not necessarily directly because of) a traumatic brain injury. The symptoms overlap with broader conditions, such as pain, fatigue and mental health conditions such as depression<sup>72</sup>.

The questionnaire can be repeated to monitor a patient's progress over time. There may be changes in the severity of symptoms, or the range of symptoms. Typical recovery is reflected in a reduction of symptoms and their severity within three months.

## Scoring

The scoring system has been modified from Eyres, 2005<sup>24</sup>.

The items are scored in two groups. The first group (RPQ-3) consists of the first three items (headaches, feelings of dizziness and nausea) and the second group (RPQ-13) comprises the next 13 items. The total score for RPQ-3 items is potentially 0–12 and is associated with early symptom clusters of post concussive symptoms. If there is a higher score on the RPQ-3, earlier reassessment and closer monitoring is recommended.

The RPQ-13 score is potentially 0–52, where higher scores reflect greater severity of post concussive symptoms. The RPQ-13 items are associated with a later cluster of symptoms, although the RPQ-3 symptoms of headaches, dizziness and nausea may also be present. The later cluster of symptoms is associated with having a greater impact on participation, psychosocial functioning and lifestyle. Symptoms are likely to resolve within three months. A gradual resumption of usual activities is recommended during this period, appropriate to symptoms. If the symptoms do not resolve within three months, consideration of referral for specialist assessment or treatment services is recommended.

## References:

Eyres, S., Carey, A., Gilworth, G., Neumann, V., Tennant, A. (2005). Construct validity and reliability of the Rivermead Post Concussion Symptoms Questionnaire. *Clinical Rehabilitation*, 19, 878-887.

King, N. S., Crawford, S., Wenden, F.J., Moss, N.E.G. Wade, D.T. (1995). The Rivermead Post Concussion Symptoms Questionnaire: a measure of symptoms commonly experienced after head injury and its reliability *Journal of Neurology*, 242, 587-592.

Potter, S., Leigh, E., Wade, D., Fleminger, S. (2006). The Rivermead Post Concussion Symptoms Questionnaire *Journal of Neurology*, October 1-12.

## Satisfaction with Life Scale

Below are five statements with which you may agree or disagree.

Indicate your agreement with each item by placing the appropriate number on the line preceding that item.

Please be open and honest in your responding.

The 7-point scale is as follows:

1 = strongly disagree

2 = disagree

3 = slightly disagree

4 = neither agree nor disagree

5 = slightly agree

6 = agree

7 = strongly agree

\_\_\_ 1. In most ways my life is close to my ideal.

\_\_\_ 2. The conditions of my life are excellent.

\_\_\_ 3. I am satisfied with my life.

\_\_\_ 4. So far I have gotten the important things I want in life.

\_\_\_ 5. If I could live my life over, I would change almost nothing.

**Box 10****The Alcohol Use Disorders Identification Test: Self-Report Version**

PATIENT: Because alcohol use can affect your health and can interfere with certain medications and treatments, it is important that we ask some questions about your use of alcohol. Your answers will remain confidential so please be honest.

Place an X in one box that best describes your answer to each question.

| Questions  | 0      | 1                 | 2                             | 3                | 4                         |  |
|--|--------|-------------------|-------------------------------|------------------|---------------------------|--|
| 1. How often do you have a drink containing alcohol?   | Never  | Monthly or less   | 2-4 times a month             | 2-3 times a week | 4 or more times a week    |  |
| 2. How many drinks containing alcohol do you have on a typical day when you are drinking?  | 1 or 2 | 3 or 4            | 5 or 6                        | 7 to 9           | 10 or more                |  |
| 3. How often do you have six or more drinks on one occasion?   | Never  | Less than monthly | Monthly                       | Weekly           | Daily or almost daily     |  |
| 4. How often during the last year have you found that you were not able to stop drinking once you had started?                       | Never  | Less than monthly | Monthly                       | Weekly           | Daily or almost daily     |  |
| 5. How often during the last year have you failed to do what was normally expected of you because of drinking?                       | Never  | Less than monthly | Monthly                       | Weekly           | Daily or almost daily     |  |
| 6. How often during the last year have you needed a first drink in the morning to get yourself going after a heavy drinking session? | Never  | Less than monthly | Monthly                       | Weekly           | Daily or almost daily     |  |
| 7. How often during the last year have you had a feeling of guilt or remorse after drinking?   | Never  | Less than monthly | Monthly                       | Weekly           | Daily or almost daily     |  |
| 8. How often during the last year have you been unable to remember what happened the night before because of your drinking?          | Never  | Less than monthly | Monthly                       | Weekly           | Daily or almost daily     |  |
| 9. Have you or someone else been injured because of your drinking?   | No     |                   | Yes, but not in the last year |                  | Yes, during the last year |  |
| 10. Has a relative, friend, doctor, or other health care worker been concerned about your drinking or suggested you cut down?        | No     |                   | Yes, but not in the last year |                  | Yes, during the last year |  |
|  |        |                   |                               |                  | <b>Total</b>              |  |

# DAY OF SCAN INFORMATION QUESTIONNAIRE

SUBJECT #: \_\_\_\_\_

DATE: \_\_\_\_/\_\_\_\_/\_\_\_\_

---

DATE OF BIRTH

\_\_\_\_\_/\_\_\_\_\_/\_\_\_\_\_  
day            month            year

AGE

\_\_\_\_\_ years

HEIGHT

\_\_\_\_\_ ft/inches

WEIGHT

\_\_\_\_\_ lbs

SEX

**MALE**

**FEMALE**

For females only:

When was the start of your last menstrual period?

Be as precise as possible.

Date of period: \_\_\_\_\_

or about \_\_\_\_\_ days ago.

RIGHT or LEFT-HANDED?

**RIGHT**

**LEFT**

**BOTH/NEITHER**

Do you have any problems with reading?

**NO**

**YES**

**EDUCATION:** What is the highest grade or level of school you have completed or the highest degree you have obtained? *Please choose one:*

- 9th Grade
- 10th Grade
- 11th Grade
- 12th Grade, no diploma
- High school graduate
- GED or equivalent
- Some college, no degree
- Associate degree: occupational, technical, or vocational program
- Associate degree: academic program
- Bachelor's degree (e.g., BA, AB, BS, BBA)
- Master's degree (e.g., MA, MS, MEng, MEd, MBA)
- Professional school degree (e.g., MD, DDS, DVM, JD)
- Doctoral degree (e.g., PhD, EdD)
- Unknown

Are you currently doing shift work (e.g., working early morning, evening, or night shifts)?

- NO**       **YES**

Do you engage in regular exercise?

- NO**       **YES**

Which sport? \_\_\_\_\_

How many days per week? \_\_\_\_\_

How many minutes per exercise session (on average)? \_\_\_\_\_

**CAFFEINE USE**

Did you have any caffeine containing products today?

**NO**  **YES**      How much? \_\_\_\_\_

On average, how many cups (=8oz) of caffeinated coffee do you drink per day? \_\_\_\_\_

On average, how many cups (=8oz) of caffeinated tea do you drink per day? \_\_\_\_\_

On average, how many cans of caffeinated soda do you drink per day? \_\_\_\_\_

On average, how many caffeinated sports drinks do you drink per day? \_\_\_\_\_ (brand)

Do you use any other caffeinated products (e.g. Vivarin)?

**NO**  **YES**      Brand? \_\_\_\_\_

How much? \_\_\_\_\_

How often? \_\_\_\_\_

**NICOTINE AND OTHER SUBSTANCE USE**

Do you currently smoke cigarettes?

**NO**       **YES**

How many? \_\_\_\_\_ daily / weekly / monthly / yearly (*circle one*)

For how long? \_\_\_\_\_ years \_\_\_\_\_ months

Have you tried to quit?       **NO**       **YES**

How many times? \_\_\_\_\_

Have you ever smoked cigarettes in the past?

**NO**       **YES**

How many? \_\_\_\_\_ daily / weekly / monthly / yearly (*circle one*)

For how long? \_\_\_\_\_ years \_\_\_\_\_ months

When did you quit? \_\_\_\_\_ (approximate date)

Do you currently smoke large cigars?

**NO**       **YES**

How many? \_\_\_\_\_ daily / weekly / monthly/ yearly (*circle one*)

For how long? \_\_\_\_\_ years \_\_\_\_\_ months

Have you tried to quit?       **NO**       **YES**

How many times? \_\_\_\_\_

Have you ever smoked large cigars in the past?

**NO**       **YES**

How many? \_\_\_\_\_ daily / weekly / monthly / yearly (*circle one*)

For how long? \_\_\_\_\_ years \_\_\_\_\_ months

When did you quit? \_\_\_\_\_ (approximate date)

Do you currently smoke small cigars?

**NO**       **YES**

How many? \_\_\_\_\_ daily / weekly / monthly/ yearly (*circle one*)

For how long? \_\_\_\_\_ years \_\_\_\_\_ months

Have you tried to quit?       **NO**       **YES**

How many times? \_\_\_\_\_

Have you ever smoked small cigars in the past?

**NO**       **YES**

How many? \_\_\_\_\_ daily / weekly / monthly / yearly (*circle one*)

For how long? \_\_\_\_\_ years \_\_\_\_\_ months

When did you quit? \_\_\_\_\_ (approximate date)

Do you currently smoke cigarillos?

**NO**       **YES**

How many? \_\_\_\_\_ daily / weekly / monthly / yearly (*circle one*)

For how long? \_\_\_\_\_ years \_\_\_\_\_ months

Have you tried to quit?       **NO**       **YES**

How many times? \_\_\_\_\_

Have you ever smoked cigarillos in the past?

**NO**       **YES**

How many? \_\_\_\_\_ daily / weekly / monthly / yearly (*circle one*)

For how long? \_\_\_\_\_ years \_\_\_\_\_ months

When did you quit? \_\_\_\_\_ (approximate date)

Do you currently use smokeless tobacco, such as dip or chew?

**NO**       **YES**

About how much/ many? \_\_\_\_\_ daily / weekly / monthly / yearly (*circle one*)

For how long? \_\_\_\_\_ years \_\_\_\_\_ months

Have you tried to quit?       **NO**  **YES**

How many times? \_\_\_\_\_

Have you ever used smokeless tobacco in the past?

**NO**       **YES**

About how much/ many? \_\_\_\_\_ daily / weekly / monthly / yearly (*circle one*)

For how long? \_\_\_\_\_ years \_\_\_\_\_ months

When did you quit? \_\_\_\_\_ (approximate date)

Do you currently use any other nicotine-containing products?

**NO**       **YES**

Which kind? \_\_\_\_\_

For how long? \_\_\_\_\_ years \_\_\_\_\_ months

How often? \_\_\_\_\_

Have you tried to quit?  **NO**  **YES**

How many times? \_\_\_\_\_

Have you ever used any other kind of nicotine containing products?

**NO**  **YES**

Which kind? \_\_\_\_\_

For how long? \_\_\_\_\_ years \_\_\_\_\_ months

How often? \_\_\_\_\_

Have you tried to quit?  **NO**  **YES**

How many times? \_\_\_\_\_

Are you currently taking diet pills?

**NO**  **YES**

What brand? \_\_\_\_\_

For how long? \_\_\_\_\_ years \_\_\_\_\_ months \_\_\_\_\_ days

How much? \_\_\_\_\_

How often? \_\_\_\_\_ daily / weekly / monthly / yearly (*circle one*)

Are you currently taking any medications, vitamins, or supplements?

**NO**  **YES**

Please list:

Name: \_\_\_\_\_

Dosage: \_\_\_\_\_

Name: \_\_\_\_\_

Dosage: \_\_\_\_\_

Name: \_\_\_\_\_

Dosage: \_\_\_\_\_

Name: \_\_\_\_\_

Dosage: \_\_\_\_\_

Have you ever used marijuana?

**NO**  **YES**

At what age did you start? \_\_\_\_\_

On approximately how many occasions have you used marijuana? \_\_\_\_\_

At what age did you quit? \_\_\_\_\_

In the past year, did you use marijuana?

NO  YES

How often? \_\_\_\_\_ daily / weekly / monthly / yearly (*circle one*)

Do you currently use marijuana?

NO  YES

How often? \_\_\_\_\_ daily / weekly / monthly / yearly (*circle one*)

Have you tried to quit?  NO  YES

How many times? \_\_\_\_\_

Have you ever used any other street drugs?

NO  YES

What? \_\_\_\_\_

How much? \_\_\_\_\_

How often? \_\_\_\_\_

In the past year, did you use any other street drugs?

NO  YES

What? \_\_\_\_\_

How much? \_\_\_\_\_

How often? \_\_\_\_\_

Do you currently use any other street drugs?

NO  YES

What? \_\_\_\_\_

How much? \_\_\_\_\_

How often? \_\_\_\_\_

Do you drink alcohol?

NO  YES

How many times per month? \_\_\_\_\_

Using the below chart, what is the average number of drinks you consume on these occasions? \_\_\_\_\_

Using the chart, what is the largest number of drinks you consume? \_\_\_\_\_

One drink equals:

12 fl oz of **regular beer** = 8-9 fl oz of **malt liquor** (shown in a 12-oz glass) = 5 fl oz of **table wine** = 3-4 oz of **fortified wine** (such as sherry or port 3.5 oz shown) = 2-3 oz of **cordial, liqueur, or aperitif** (2.5 oz shown) = 1.5 oz of **brandy** (a single jigger or shot) = 1.5 fl oz shot of **80-proof spirits** ("hard liquor")



about 5% alcohol



about 7% alcohol



about 12% alcohol



about 17% alcohol



about 24% alcohol



about 40% alcohol



about 40% alcohol



- <1 minute
- 1-29 minutes
- 30-59 minutes
- 1-24 hours
- 1-7 days
- > 7 days
- Unknown

How was the loss of consciousness verified?

- Self-report**                       **Witness**                       **Medical chart**

Do you have a PERSONAL memory of the event/ incident itself?

- YES, I FULLY REMEMBER**       **YES, BUT THERE ARE GAPS IN MY MEMORY**  
 **NO, I DO NOT REMEMBER AT ALL**

How much do you NOT remember after the injury?

- <1 minute
- 1-29 minutes
- 30-59 minutes
- 1-24 hours
- 1-7 days
- > 7 days
- Unknown

How was the memory loss verified?

- Self-report**                       **Witness**                       **Medical chart**

After the injury, when did you feel back to yourself or 100%?

---

---

## **SLEEP HABITS**

How much sleep did you get last night? \_\_\_\_\_ HRS

**Before** your injury, what time did you typically awaken on:

Weekdays (Mon-Fri)? \_\_\_\_\_ AM PM (midnight = 12 AM; noon = 12 PM)

Weekends (Sat-Sun)? \_\_\_\_\_ AM PM

**Before** your injury, how long did it typically take you to fall asleep at night?

Week nights (Sun-Thur) \_\_\_\_\_ MIN HRS (midnight = 12 AM; noon = 12 PM)

Weekends (Fri-Sat) \_\_\_\_\_ MIN HRS

**Before** your injury, at what time did you normally go to bed at night on:

Week nights (Sun-Thur)? \_\_\_\_\_ AM PM (midnight = 12 AM; noon = 12 PM)

Weekends (Fri-Sat)? \_\_\_\_\_ AM PM

**Before** the injury, did you experience sleep problems?

**NO**       **YES, I had trouble falling asleep.**

How often? \_\_\_\_\_ times per WEEK    MONTH    YEAR

**YES, I had trouble staying asleep.**

How often? \_\_\_\_\_ times per WEEK    MONTH    YEAR

**Since the injury**, did you notice that your sleep became worse?

**NO**       **YES**

What sleep problems became more noticeable to you? (check all that apply)

I get sleepier during the day.

I get drowsier than I used to when trying to concentrate or work.

I fall asleep when I should not.

It is harder to stay alert during the day.

It is harder to fall asleep at night.

How often? \_\_\_\_\_ times per WEEK    MONTH    YEAR

I fall asleep much later than I used to.

- I fall asleep much earlier than I used to.
- I sleep later in the morning than I used to.
- I have trouble staying asleep.

How often? \_\_\_\_\_ times per WEEK MONTH YEAR

- I wake up much earlier in the morning than I used to.
- When I do sleep, it is fitful or less restful than it used to be.
- I wake up off and on throughout the night more than I used to.
- I have more nightmares than I used to.

**Since your injury**, how much do you typically sleep on weeknights (Sun-Thur)? \_\_\_\_\_ HRS

**Since your injury**, how much do you typically sleep on weekend nights (Fri-Sat)? \_\_\_\_\_ HRS

**Since your injury**, at what time do you normally go to bed at night on:

Week nights (Sun-Thur)? \_\_\_\_\_ AM PM (midnight = 12 AM; noon = 12 PM)  
 Weekends (Fri-Sat)? \_\_\_\_\_ AM PM

**Since your injury**, what time do you typically awaken on:

Weekdays (Mon-Fri)? \_\_\_\_\_ AM PM  
 Weekends (Sat-Sun)? \_\_\_\_\_ AM PM

**Since your injury**, how long does it typically take you to fall asleep at night?

Week nights (Sun-Thur)? \_\_\_\_\_ MIN HRS  
 Weekends (Fri-Sat)? \_\_\_\_\_ MIN HRS

**Since your injury**,

at what time of day do you feel sleepiest? \_\_\_\_\_ AM PM

at what time of day do you feel most alert? \_\_\_\_\_ AM PM

how many hours do you need to sleep to feel your best? \_\_\_\_\_

if you get less than \_\_\_\_\_ hours of sleep, you notice impairment in your ability to function at work.

if you get more than \_\_\_\_\_ hours of sleep, you notice impairment in your ability to function at work.

**Since your injury**, do you take more than two daytime naps per month?

**NO**       **YES**

How many times per week do you nap? \_\_\_\_\_

At what time? \_\_\_\_:\_\_\_\_ AM/PM to \_\_\_\_:\_\_\_\_ AM/PM

Do you consider yourself a light, normal, or heavy sleeper?

**LIGHT**       **NORMAL**       **HEAVY**

Have you been told or do you think that you snore excessively?

**NO**       **YES**

Have you ever been diagnosed or treated for sleep apnea or sleep disordered breathing?

**NO**       **YES**

Is daytime sleepiness currently a problem for you?

**NO**       **YES**

## **Epworth Sleepiness Scale**

How likely are you to doze off or fall asleep in the following situations, in contrast to feeling just tired? This refers to your **usual way of life in recent times**. Even if you have not done some of these things recently try to work out how they would have affected you. Use the following scale to choose the most appropriate number for each situation:

0 = would never doze

1 = slight chance of dozing

2 = moderate chance of dozing

3 = high chance of dozing

### SITUATION

### CHANCE OF DOZING

|   |   |   |   |   |
|---|---|---|---|---|
| Sitting and reading   | 0 | 1 | 2 | 3 |
| Watching TV   | 0 | 1 | 2 | 3 |
| Sitting, inactive in a public place (e.g. a theater or meeting) | 0 | 1 | 2 | 3 |
| As a passenger in a car for an hour without a break             | 0 | 1 | 2 | 3 |
| Lying down to rest in the afternoon when circumstances permit   | 0 | 1 | 2 | 3 |
| Sitting and talking to someone                                  | 0 | 1 | 2 | 3 |
| Sitting quietly after a lunch without alcohol                   | 0 | 1 | 2 | 3 |
| In a car, while stopped for a few minutes in the traffic        | 0 | 1 | 2 | 3 |

# DAY OF SCAN INFORMATION QUESTIONNAIRE

SUBJECT #: \_\_\_\_\_

DATE: \_\_\_\_/\_\_\_\_/\_\_\_\_

---

DATE OF BIRTH

\_\_\_\_\_/\_\_\_\_\_/\_\_\_\_\_  
day month year

AGE

\_\_\_\_\_ years

HEIGHT

\_\_\_\_\_ ft/inches

WEIGHT

\_\_\_\_\_ lbs

SEX

**MALE**

**FEMALE**

For females only:

When was the start of your last menstrual period?

Be as precise as possible.

Date of period: \_\_\_\_\_

or about \_\_\_\_\_ days ago.

RIGHT or LEFT-HANDED?

**RIGHT**

**LEFT**

**BOTH/NEITHER**

Do you have any problems with reading?

**NO**

**YES**

**EDUCATION:** What is the highest grade or level of school you have completed or the highest degree you have obtained? *Please choose one:*

- 9th Grade
- 10th Grade
- 11th Grade
- 12th Grade, no diploma
- High school graduate
- GED or equivalent
- Some college, no degree
- Associate degree: occupational, technical, or vocational program
- Associate degree: academic program
- Bachelor's degree (e.g., BA, AB, BS, BBA)
- Master's degree (e.g., MA, MS, MEng, MEd, MBA)
- Professional school degree (e.g., MD, DDS, DVM, JD)
- Doctoral degree (e.g., PhD, EdD)
- Unknown

Are you currently doing shift work (e.g., working early morning, evening, or night shifts)?

- NO**       **YES**

Do you engage in regular exercise?

- NO**       **YES**

Which sport? \_\_\_\_\_

How many days per week? \_\_\_\_\_

How many minutes per exercise session (on average)? \_\_\_\_\_

**CAFFEINE USE**

Did you have any caffeine containing products today?

**NO**  **YES**      How much? \_\_\_\_\_

On average, how many cups (=8oz) of caffeinated coffee do you drink per day? \_\_\_\_\_

On average, how many cups (=8oz) of caffeinated tea do you drink per day? \_\_\_\_\_

On average, how many cans of caffeinated soda do you drink per day? \_\_\_\_\_

On average, how many caffeinated sports drinks do you drink per day? \_\_\_\_\_ (brand)

Do you use any other caffeinated products (e.g. Vivarin)?

**NO**  **YES**      Brand? \_\_\_\_\_

How much? \_\_\_\_\_

How often? \_\_\_\_\_

**NICOTINE AND OTHER SUBSTANCE USE**

Do you currently smoke cigarettes?

**NO**       **YES**

How many? \_\_\_\_\_ daily / weekly / monthly / yearly (*circle one*)

For how long? \_\_\_\_\_ years \_\_\_\_\_ months

Have you tried to quit?       **NO**       **YES**

How many times? \_\_\_\_\_

Have you ever smoked cigarettes in the past?

**NO**       **YES**

How many? \_\_\_\_\_ daily / weekly / monthly / yearly (*circle one*)

For how long? \_\_\_\_\_ years \_\_\_\_\_ months

When did you quit? \_\_\_\_\_ (approximate date)

Do you currently smoke large cigars?

**NO**       **YES**

How many? \_\_\_\_\_ daily / weekly / monthly/ yearly (*circle one*)

For how long? \_\_\_\_\_ years \_\_\_\_\_ months

Have you tried to quit?       **NO**       **YES**

How many times? \_\_\_\_\_

Have you ever smoked large cigars in the past?

**NO**       **YES**

How many? \_\_\_\_\_ daily / weekly / monthly / yearly (*circle one*)

For how long? \_\_\_\_\_ years \_\_\_\_\_ months

When did you quit? \_\_\_\_\_ (approximate date)

Do you currently smoke small cigars?

**NO**       **YES**

How many? \_\_\_\_\_ daily / weekly / monthly/ yearly (*circle one*)

For how long? \_\_\_\_\_ years \_\_\_\_\_ months

Have you tried to quit?       **NO**       **YES**

How many times? \_\_\_\_\_

Have you ever smoked small cigars in the past?

**NO**       **YES**

How many? \_\_\_\_\_ daily / weekly / monthly / yearly (*circle one*)

For how long? \_\_\_\_\_ years \_\_\_\_\_ months

When did you quit? \_\_\_\_\_ (approximate date)

Do you currently smoke cigarillos?

**NO**       **YES**

How many? \_\_\_\_\_ daily / weekly / monthly / yearly (*circle one*)

For how long? \_\_\_\_\_ years \_\_\_\_\_ months

Have you tried to quit?       **NO**       **YES**

How many times? \_\_\_\_\_

Have you ever smoked cigarillos in the past?

**NO**       **YES**

How many? \_\_\_\_\_ daily / weekly / monthly / yearly (*circle one*)

For how long? \_\_\_\_\_ years \_\_\_\_\_ months

When did you quit? \_\_\_\_\_ (approximate date)

Do you currently use smokeless tobacco, such as dip or chew?

**NO**       **YES**

About how much/ many? \_\_\_\_\_ daily / weekly / monthly / yearly (*circle one*)

For how long? \_\_\_\_\_ years \_\_\_\_\_ months

Have you tried to quit?       **NO**       **YES**

How many times? \_\_\_\_\_

Have you ever used smokeless tobacco in the past?

**NO**       **YES**

About how much/ many? \_\_\_\_\_ daily / weekly / monthly / yearly (*circle one*)

For how long? \_\_\_\_\_ years \_\_\_\_\_ months

When did you quit? \_\_\_\_\_ (approximate date)

Do you currently use any other nicotine-containing products?

**NO**       **YES**

Which kind? \_\_\_\_\_

For how long? \_\_\_\_\_ years \_\_\_\_\_ months

How often? \_\_\_\_\_

Have you tried to quit?  **NO**  **YES**

How many times? \_\_\_\_\_

Have you ever used any other kind of nicotine containing products?

**NO**  **YES**

Which kind? \_\_\_\_\_

For how long? \_\_\_\_\_ years \_\_\_\_\_ months

How often? \_\_\_\_\_

Have you tried to quit?  **NO**  **YES**

How many times? \_\_\_\_\_

Are you currently taking diet pills?

**NO**  **YES**

What brand? \_\_\_\_\_

For how long? \_\_\_\_\_ years \_\_\_\_\_ months \_\_\_\_\_ days

How much? \_\_\_\_\_

How often? \_\_\_\_\_ daily / weekly / monthly / yearly (*circle one*)

Are you currently taking any medications, vitamins, or supplements?

**NO**  **YES**

Please list:

Name: \_\_\_\_\_

Dosage: \_\_\_\_\_

Name: \_\_\_\_\_

Dosage: \_\_\_\_\_

Name: \_\_\_\_\_

Dosage: \_\_\_\_\_

Name: \_\_\_\_\_

Dosage: \_\_\_\_\_

Have you ever used marijuana?

**NO**  **YES**

At what age did you start? \_\_\_\_\_

On approximately how many occasions have you used marijuana? \_\_\_\_\_

At what age did you quit? \_\_\_\_\_

In the past year, did you use marijuana?

**NO**       **YES**

How often? \_\_\_\_\_ daily / weekly / monthly / yearly (*circle one*)

Do you currently use marijuana?

**NO**       **YES**

How often? \_\_\_\_\_ daily / weekly / monthly / yearly (*circle one*)

Have you tried to quit?       **NO**       **YES**

How many times? \_\_\_\_\_

Have you ever used any other street drugs?

**NO**       **YES**

What? \_\_\_\_\_

How much? \_\_\_\_\_

How often? \_\_\_\_\_

In the past year, did you use any other street drugs?

**NO**       **YES**

What? \_\_\_\_\_

How much? \_\_\_\_\_

How often? \_\_\_\_\_

Do you currently use any other street drugs?

**NO**       **YES**

What? \_\_\_\_\_

How much? \_\_\_\_\_

How often? \_\_\_\_\_

Do you drink alcohol?

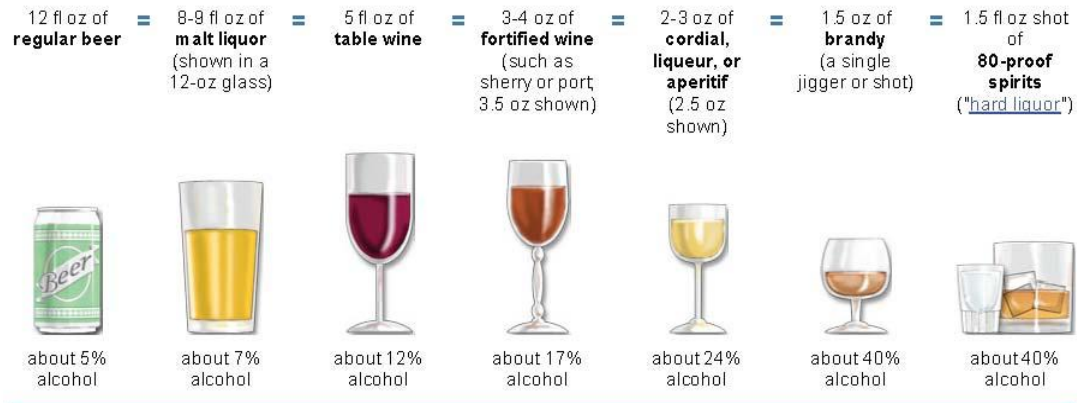
**NO**       **YES**

How many times per month? \_\_\_\_\_

Using the below chart, what is the average number of drinks you consume on these occasions? \_\_\_\_\_

Using the chart, what is the largest number of drinks you consume? \_\_\_\_\_

One drink equals:



## **SLEEP HABITS**

How much sleep did you get last night? \_\_\_\_\_ HRS

What time do you typically awaken on:

Weekdays (Mon-Fri)? \_\_\_\_\_ AM PM (midnight = 12 AM; noon = 12 PM)

Weekends (Sat-Sun)? \_\_\_\_\_ AM PM

How long does it typically take you to fall asleep at night?

Week nights (Sun-Thur) \_\_\_\_\_ MIN HRS (midnight = 12 AM; noon = 12 PM)

Weekends (Fri-Sat) \_\_\_\_\_ MIN HRS

At what time do you normally go to bed at night on:

Week nights (Sun-Thur)? \_\_\_\_\_ AM PM (midnight = 12 AM; noon = 12 PM)

Weekends (Fri-Sat)? \_\_\_\_\_ AM PM

Did you ever experience sleep problems?

**NO**       **YES, I have trouble falling asleep.**

How often? \_\_\_\_\_ times per WEEK MONTH YEAR

**YES, I have trouble staying asleep.**

How often? \_\_\_\_\_ times per WEEK MONTH YEAR

At what time of day do you feel sleepiest? \_\_\_\_\_ AM PM

At what time of day do you feel most alert? \_\_\_\_\_ AM PM

How many hours do you need to sleep to feel your best? \_\_\_\_\_

If you get less than \_\_\_\_\_ hours of sleep, you notice impairment in your ability to function at work.

If you get more than \_\_\_\_\_ hours of sleep, you notice impairment in your ability to function at work.

Do you take more than two daytime naps per month?

**NO**       **YES**

How many times per week do you nap? \_\_\_\_\_

At what time? \_\_\_\_:\_\_\_\_ AM/PM to \_\_\_\_:\_\_\_\_ AM/PM

Do you consider yourself a light, normal, or heavy sleeper?

**LIGHT**       **NORMAL**       **HEAVY**

Have you been told or do you think that you snore excessively?

**NO**       **YES**

Have you ever been diagnosed or treated for sleep apnea or sleep disordered breathing?

**NO**       **YES**

Is daytime sleepiness currently a problem for you?

**NO**       **YES**

## Epworth Sleepiness Scale

How likely are you to doze off or fall asleep in the following situations, in contrast to feeling just tired? This refers to your **usual way of life in recent times**. Even if you have not done some of these things recently try to work out how they would have affected you. Use the following scale to choose the most appropriate number for each situation:

0 = would never doze

1 = slight chance of dozing

2 = moderate chance of dozing

3 = high chance of dozing

| SITUATION   | CHANCE OF DOZING |   |   |   |
|---|------------------|---|---|---|
| Sitting and reading   | 0                | 1 | 2 | 3 |
| Watching TV   | 0                | 1 | 2 | 3 |
| Sitting, inactive in a public place (e.g. a theater or meeting) | 0                | 1 | 2 | 3 |
| As a passenger in a car for an hour without a break             | 0                | 1 | 2 | 3 |
| Lying down to rest in the afternoon when circumstances permit   | 0                | 1 | 2 | 3 |
| Sitting and talking to someone                                  | 0                | 1 | 2 | 3 |
| Sitting quietly after a lunch without alcohol                   | 0                | 1 | 2 | 3 |
| In a car, while stopped for a few minutes in the traffic        | 0                | 1 | 2 | 3 |

Session (1 or 2) \_\_\_\_\_ ID# \_\_\_\_\_ Date \_\_\_\_\_ Time \_\_\_\_\_ AM  
PM

### PITTSBURGH SLEEP QUALITY INDEX

#### **INSTRUCTIONS:**

The following questions relate to your usual sleep habits during the past month only. Your answers should indicate the most accurate reply for the majority of days and nights in the past month. Please answer all questions.

1. During the past month, what time have you usually gone to bed at night?

BED TIME \_\_\_\_\_

2. During the past month, how long (in minutes) has it usually taken you to fall asleep each night?

NUMBER OF MINUTES \_\_\_\_\_

3. During the past month, what time have you usually gotten up in the morning?

GETTING UP TIME \_\_\_\_\_

4. During the past month, how many hours of actual sleep did you get at night? (This may be different than the number of hours you spent in bed.)

HOURS OF SLEEP PER NIGHT \_\_\_\_\_

***For each of the remaining questions, check the one best response. Please answer all questions.***

5. During the past month, how often have you had trouble sleeping because you . . .

- a) Cannot get to sleep within 30 minutes

|                                    |                                |                               |                                     |
|------------------------------------|--------------------------------|-------------------------------|-------------------------------------|
| Not during the<br>past month _____ | Less than<br>once a week _____ | Once or twice<br>a week _____ | Three or more<br>times a week _____ |
|------------------------------------|--------------------------------|-------------------------------|-------------------------------------|

- b) Wake up in the middle of the night or early morning

|                                    |                                |                               |                                     |
|------------------------------------|--------------------------------|-------------------------------|-------------------------------------|
| Not during the<br>past month _____ | Less than<br>once a week _____ | Once or twice<br>a week _____ | Three or more<br>times a week _____ |
|------------------------------------|--------------------------------|-------------------------------|-------------------------------------|

- c) Have to get up to use the bathroom

|                                    |                                |                               |                                     |
|------------------------------------|--------------------------------|-------------------------------|-------------------------------------|
| Not during the<br>past month _____ | Less than<br>once a week _____ | Once or twice<br>a week _____ | Three or more<br>times a week _____ |
|------------------------------------|--------------------------------|-------------------------------|-------------------------------------|

d) Cannot breathe comfortably

|                                   |                               |                              |                                    |
|-----------------------------------|-------------------------------|------------------------------|------------------------------------|
| Not during the<br>past month_____ | Less than<br>once a week_____ | Once or twice<br>a week_____ | Three or more<br>times a week_____ |
|-----------------------------------|-------------------------------|------------------------------|------------------------------------|

e) Cough or snore loudly

|                                   |                               |                              |                                    |
|-----------------------------------|-------------------------------|------------------------------|------------------------------------|
| Not during the<br>past month_____ | Less than<br>once a week_____ | Once or twice<br>a week_____ | Three or more<br>times a week_____ |
|-----------------------------------|-------------------------------|------------------------------|------------------------------------|

f) Feel too cold

|                                   |                               |                              |                                    |
|-----------------------------------|-------------------------------|------------------------------|------------------------------------|
| Not during the<br>past month_____ | Less than<br>once a week_____ | Once or twice<br>a week_____ | Three or more<br>times a week_____ |
|-----------------------------------|-------------------------------|------------------------------|------------------------------------|

g) Feel too hot

|                                   |                               |                              |                                    |
|-----------------------------------|-------------------------------|------------------------------|------------------------------------|
| Not during the<br>past month_____ | Less than<br>once a week_____ | Once or twice<br>a week_____ | Three or more<br>times a week_____ |
|-----------------------------------|-------------------------------|------------------------------|------------------------------------|

h) Had bad dreams

|                                   |                               |                              |                                    |
|-----------------------------------|-------------------------------|------------------------------|------------------------------------|
| Not during the<br>past month_____ | Less than<br>once a week_____ | Once or twice<br>a week_____ | Three or more<br>times a week_____ |
|-----------------------------------|-------------------------------|------------------------------|------------------------------------|

i) Have pain

|                                   |                               |                              |                                    |
|-----------------------------------|-------------------------------|------------------------------|------------------------------------|
| Not during the<br>past month_____ | Less than<br>once a week_____ | Once or twice<br>a week_____ | Three or more<br>times a week_____ |
|-----------------------------------|-------------------------------|------------------------------|------------------------------------|

j) Other reason(s), please describe \_\_\_\_\_

How often during the past month have you had trouble sleeping because of this?

|                                   |                               |                              |                                    |
|-----------------------------------|-------------------------------|------------------------------|------------------------------------|
| Not during the<br>past month_____ | Less than<br>once a week_____ | Once or twice<br>a week_____ | Three or more<br>times a week_____ |
|-----------------------------------|-------------------------------|------------------------------|------------------------------------|

6. During the past month, how would you rate your sleep quality overall?

Very good \_\_\_\_\_

Fairly good \_\_\_\_\_

Fairly bad \_\_\_\_\_

Very bad \_\_\_\_\_

7. During the past month, how often have you taken medicine to help you sleep (prescribed or "over the counter")?

Not during the past month \_\_\_\_\_ Less than once a week \_\_\_\_\_ Once or twice a week \_\_\_\_\_ Three or more times a week \_\_\_\_\_

8. During the past month, how often have you had trouble staying awake while driving, eating meals, or engaging in social activity?

Not during the past month \_\_\_\_\_ Less than once a week \_\_\_\_\_ Once or twice a week \_\_\_\_\_ Three or more times a week \_\_\_\_\_

9. During the past month, how much of a problem has it been for you to keep up enough enthusiasm to get things done?

No problem at all \_\_\_\_\_  
 Only a very slight problem \_\_\_\_\_  
 Somewhat of a problem \_\_\_\_\_  
 A very big problem \_\_\_\_\_

10. Do you have a bed partner or room mate?

No bed partner or room mate \_\_\_\_\_  
 Partner/room mate in other room \_\_\_\_\_  
 Partner in same room, but not same bed \_\_\_\_\_  
 Partner in same bed \_\_\_\_\_

If you have a room mate or bed partner, ask him/her how often in the past month you have had . . .

a) Loud snoring

Not during the past month \_\_\_\_\_ Less than once a week \_\_\_\_\_ Once or twice a week \_\_\_\_\_ Three or more times a week \_\_\_\_\_

b) Long pauses between breaths while asleep

Not during the past month \_\_\_\_\_ Less than once a week \_\_\_\_\_ Once or twice a week \_\_\_\_\_ Three or more times a week \_\_\_\_\_

c) Legs twitching or jerking while you sleep

Not during the past month \_\_\_\_\_ Less than once a week \_\_\_\_\_ Once or twice a week \_\_\_\_\_ Three or more times a week \_\_\_\_\_

d) Episodes of disorientation or confusion during sleep

Not during the past month \_\_\_\_\_ Less than once a week \_\_\_\_\_ Once or twice a week \_\_\_\_\_ Three or more times a week \_\_\_\_\_

e) Other restlessness while you sleep; please describe \_\_\_\_\_

---

Not during the past month \_\_\_\_\_ Less than once a week \_\_\_\_\_ Once or twice a week \_\_\_\_\_ Three or more times a week \_\_\_\_\_

Subject ID: \_\_\_\_\_

Date: \_\_\_\_\_

Please rate each of the following items in terms of how characteristic they are of you. Use the following scale for answering these items.

|  | <b>1</b>                                | <b>2</b> | <b>3</b> | <b>4</b> | <b>5</b>                              |
|--|---|----------|----------|----------|---------------------------------------|
|  | <b>extremely uncharacteristic of me</b> |          |          |          | <b>extremely characteristic of me</b> |
| Once in a while I can't control the urge to strike another person. | 1                                       | 2        | 3        | 4        | 5                                     |
| Given enough provocation, I may hit another person.                | 1                                       | 2        | 3        | 4        | 5                                     |
| If somebody hits me, I hit back.                                   | 1                                       | 2        | 3        | 4        | 5                                     |
| I get into fights a little more than the average person.           | 1                                       | 2        | 3        | 4        | 5                                     |
| If I have to resort to violence to protect my rights, I will.      | 1                                       | 2        | 3        | 4        | 5                                     |
| There are people who pushed me so far that we came to blows.       | 1                                       | 2        | 3        | 4        | 5                                     |
| I can think of no good reason for ever hitting a person.           | 1                                       | 2        | 3        | 4        | 5                                     |
| I have threatened people I know.                                   | 1                                       | 2        | 3        | 4        | 5                                     |
| I have become so mad that I have broken things.                    | 1                                       | 2        | 3        | 4        | 5                                     |
| I tell my friends openly when I disagree with them.                | 1                                       | 2        | 3        | 4        | 5                                     |
| I often find myself disagreeing with people.                       | 1                                       | 2        | 3        | 4        | 5                                     |
| When people annoy me, I may tell them what I think of them.        | 1                                       | 2        | 3        | 4        | 5                                     |
| I can't help getting into arguments when people disagree with me.  | 1                                       | 2        | 3        | 4        | 5                                     |
| My friends say that I'm somewhat argumentative.                    | 1                                       | 2        | 3        | 4        | 5                                     |
| I flare up quickly but get over it quickly.                        | 1                                       | 2        | 3        | 4        | 5                                     |
| When frustrated, I let my irritation show.                         | 1                                       | 2        | 3        | 4        | 5                                     |
| I sometimes feel like a powder keg ready to explode.               | 1                                       | 2        | 3        | 4        | 5                                     |
| I am an even-tempered person.                                      | 1                                       | 2        | 3        | 4        | 5                                     |
| Some of my friends think I'm a hothead.                            | 1                                       | 2        | 3        | 4        | 5                                     |
| Sometimes I fly off the handle for no good reason.                 | 1                                       | 2        | 3        | 4        | 5                                     |
| I have trouble controlling my temper.                              | 1                                       | 2        | 3        | 4        | 5                                     |
| I am sometimes eaten up with jealousy.                             | 1                                       | 2        | 3        | 4        | 5                                     |
| At times I feel I have gotten a raw deal out of life.              | 1                                       | 2        | 3        | 4        | 5                                     |
| Other people always seem to get the breaks.                        | 1                                       | 2        | 3        | 4        | 5                                     |
| I wonder why sometimes I feel so bitter about things.              | 1                                       | 2        | 3        | 4        | 5                                     |
| I know that "friends" talk about me behind my back.                | 1                                       | 2        | 3        | 4        | 5                                     |
| I am suspicious of overly friendly strangers.                      | 1                                       | 2        | 3        | 4        | 5                                     |

## Curriculum Vitae

**Date Prepared:** October 4, 2013

**Name:** WILLIAM DALE (SCOTT) KILLGORE

**Office Address:** Neuroimaging Center  
McLean Hospital  
115 Mill Street  
Belmont, MA 02478 United States

**Home Address:**

**Work Phone:** (617) 855-3166

**Work Email:** killgore@mclean.harvard.edu

**Work FAX:** (617) 855-2770

**Place of Birth:**

### Education

1985 A.A. (Liberal Arts), San Antonio College  
1985 A.A.S (Radio-TV-Film), San Antonio College  
1990 B.A. (Psychology), Summa cum laude with Distinction, University of New Mexico  
1992 M.A. (Clinical Psychology), Texas Tech University  
1996 PH.D. (Clinical Psychology), Texas Tech University

### Postdoctoral Training

08/95-07/96 Predoctoral Fellow, Clinical Psychology, Yale School of Medicine  
08/96-07/97 Postdoctoral Fellow, Clinical Neuropsychology, University of OK Health Sciences Center  
08/97-07/99 Postdoctoral Fellow, Clinical Neuropsychology, University of Pennsylvania Medical School  
07/99-09/00 Research Fellow, Neuroimaging, McLean Hospital/ Harvard Medical School

### Faculty Academic Appointments

10/00-08/02 Instructor in Psychology in the Department of Psychiatry  
Harvard Medical School, Boston, MA  
09/02-07/07 Clinical Instructor in Psychology in the Department of Psychiatry  
Harvard Medical School, Boston, MA  
08/07-10/10 Instructor in Psychology in the Department of Psychiatry  
Harvard Medical School, Boston, MA  
04/08- Faculty Affiliate, Division of Sleep Medicine  
Harvard Medical School, Boston, MA  
10/10-10/12 Assistant Professor of Psychology in the Department of Psychiatry  
Harvard Medical School, Boston, MA

10/12- Associate Professor of Psychology in the Department of Psychiatry  
Harvard Medical School

### Appointments at Hospitals/Affiliated Institutions

10/00-08/02 Assistant Research Psychologist, McLean Hospital, Belmont, MA  
08/02-07/04 Research Psychologist, Department of Behavioral Biology, Walter Reed Army Institute of  
Research, Silver Spring, MD  
09/02-04/05 Special Volunteer, National Institute on Deafness and Other Communication Disorders  
(NIDCD), National Institutes of Health (NIH), Bethesda, MD  
09/02-07/07 Consultant in Psychology, McLean Hospital, Belmont, MA  
08/07- Research Psychologist, McLean Hospital, Belmont, MA

### Other Professional Positions

11/01-08/02 First Lieutenant, Medical Service Corps, United States Army Reserve (USAR)  
08/02-07/05 Captain, Medical Service Corps, United States Army  
08/05-10/07 Major, Medical Service Corps, United States Army  
10/07-07/12 Major, Medical Service Corps, United States Army Reserve (USAR)  
10/07-3/10 Chief Psychologist, GovSource, Inc., U.S. Department of Defense Government Contractor  
08/08- Consulting Psychologist, The Brain Institute, University of Utah  
07/12- Lieutenant Colonel, Medical Service Corps, United States Army Reserve (USAR)

### Major Administrative Leadership Positions

#### **Local**

1988-1989 Undergraduate Teaching Assistant-Introduction to Psychology 102, University of New  
Mexico  
1990-1991 Graduate Teaching Assistant-General Psychology 1300, Texas Tech University  
1991-1992 Graduate Teaching Assistant-Psychology of Learning Laboratory 3317, Texas Tech  
University  
2004-2007 Chief, Neurocognitive Performance Branch, Walter Reed Army Institute of Research, Silver  
Spring, MD  
2005-2006 Neuropsychology Postdoctoral Program Training Supervisor, Walter Reed Hospital,  
Washington, DC  
2011- Co-Director, Social, Cognitive, and Affective Neuroscience Laboratory, McLean Hospital,  
Belmont, MA

### Committee Service

#### **Local**

2003 Scientific Review Committee, Walter Reed Army Institute of Research (WRAIR), Silver  
Spring, MD

2005 Scientific Review Committee, Walter Reed Army Institute of Research (WRAIR), Silver Spring, MD

**Regional**

2005-2006 Undergraduate Honors Thesis Committee, Jessica Richards [Chairperson], University of Maryland, Baltimore County

2011 Scientific Review Committee, U.S. Army Institute of Environmental Medicine (USARIEM), Natick, MA

**National**

2011- National Network of Depression Centers, Military Task Group

**International**

2005-2006 Doctoral Thesis Committee, Belinda J. Liddell, University of Sydney, Australia

**Professional Societies**

1995-1997 American Psychological Association, Member

1998-2000 National Academy of Neuropsychology, Member

2012- American Academy of Sleep Medicine, Member

**Grant Review Activities**

**National**

2004 University of Alabama, Clinical Nutrition Research Center (UAB CNRC) Pilot/Feasibility Study Program Review Committee

2006 U.S. Small Business Administration, Small Business Technology Transfer (STTR) Program Review Committee

2006 Cognitive Performance Assessment Program Area Steering Committee, U.S. Army Military Operational Medicine Research Program Funding Panel

2007 Cognitive Performance Assessment Program Area Steering Committee, U.S. Army Military Operational Medicine Research Program Funding Panel

2008 United States Army Medical Research and Materiel Command (USAMRMC) Congressionally Directed Medical Research Programs (CDMRP) Extramural Grant Review Panel

2009 NIH-CSR Brain Disorders and Clinical Neuroscience N02 Member Study Conflict Section Review Panel

2009 Sleep Physiology and Fatigue Interventions Program Area Steering Committee, U.S. Army Military Operational Medicine Research Program

2011 National Science Foundation (NSF) Grant Reviewer

2012 National Science Foundation (NSF) Grant Reviewer

**International**

2009 Scotland, UK, Biomedical and Therapeutic Research Committee, Grant Reviewer

2010 Canada, Social Sciences and Humanities Research Council of Canada, Grant Reviewer

2011 Israel, Israel Science Foundation (ISF), Grant Reviewer

2013 Israel, Israel Science Foundation (ISF), Grant Reviewer

## Editorial Activities

|            |  |
|------------|--|
| 2001-2012  | Reviewer, Psychological Reports                                |
| 2001-2012  | Reviewer, Perceptual and Motor Skills                          |
| 2002       | Reviewer, American Journal of Psychiatry                       |
| 2002-2013  | Reviewer, Biological Psychiatry                                |
| 2003       | Reviewer, Clinical Neurology and Neurosurgery                  |
| 2004, 2013 | Reviewer, NeuroImage   |
| 2004-2006  | Reviewer, Neuropsychologia                                     |
| 2004       | Reviewer, Journal of Neuroscience                              |
| 2004       | Reviewer, Consciousness and Cognition                          |
| 2005       | Reviewer, Experimental Brain Research                          |
| 2005       | Reviewer, Schizophrenia Research                               |
| 2005-2012  | Reviewer, Archives of General Psychiatry                       |
| 2005       | Reviewer, Behavioral Brain Research                            |
| 2005-2009  | Reviewer, Human Brain Mapping                                  |
| 2005-2006  | Reviewer, Psychiatry Research: Neuroimaging                    |
| 2006       | Reviewer, Journal of Abnormal Psychology                       |
| 2006       | Reviewer, Psychopharmacology                                   |
| 2006       | Reviewer, Developmental Science                                |
| 2006       | Reviewer, Acta Psychologica                                    |
| 2006       | Reviewer, Neuroscience Letters                                 |
| 2006-2013  | Reviewer, Journal of Sleep Research                            |
| 2006-2013  | Reviewer, Physiology and Behavior                              |
| 2006-2011  | Reviewer, SLEEP  |
| 2007       | Reviewer, Journal of Clinical and Experimental Neuropsychology |
| 2008       | Reviewer, European Journal of Child and Adolescent Psychiatry  |
| 2008       | Reviewer, Judgment and Decision Making                         |
| 2008-2010  | Reviewer, Aviation, Space, & Environmental Medicine            |
| 2008       | Reviewer, Journal of Psychophysiology                          |
| 2008       | Reviewer, Brazilian Journal of Medical and Biological Research |
| 2008       | Reviewer, The Harvard Undergraduate Research Journal           |
| 2008       | Reviewer, Bipolar Disorders                                    |
| 2008-2013  | Reviewer, Chronobiology International                          |
| 2008       | Reviewer, International Journal of Obesity                     |
| 2009       | Reviewer, European Journal of Neuroscience                     |
| 2009-2013  | Reviewer, International Journal of Eating Disorders            |
| 2009       | Reviewer, Psychophysiology                                     |
| 2009       | Reviewer, Traumatology   |
| 2009       | Reviewer, Clinical Medicine: Therapeutics                      |
| 2009       | Reviewer, Acta Pharmacologica Sinica                           |
| 2009       | Reviewer, Collegium Antropologicum                             |
| 2009       | Reviewer, Journal of Psychopharmacology                        |
| 2009-2010  | Reviewer, Obesity  |
| 2009       | Reviewer, Scientific Research and Essays                       |
| 2009       | Reviewer, Child Development Perspectives                       |
| 2009-2010  | Reviewer, Personality and Individual Differences               |
| 2009-2010  | Reviewer, Noise and Health                                     |
| 2009-2010  | Reviewer, Sleep Medicine                                       |

2010 Reviewer, Nature and Science of Sleep  
 2010 Reviewer, Psychiatry and Clinical Neurosciences  
 2010 Reviewer, Learning and Individual Differences  
 2010 Reviewer, Cognitive, Affective, and Behavioral Neuroscience  
 2010 Reviewer, BMC Medical Research Methodology  
 2010-2011 Reviewer, Journal of Adolescence  
 2010-2012 Reviewer, Brain Research  
 2011 Reviewer, Brain  
 2011 Reviewer, Social Cognitive and Affective Neuroscience  
 2011 Reviewer, Journal of Traumatic Stress  
 2011 Reviewer, Social Neuroscience  
 2011 Reviewer, Brain and Cognition  
 2011 Reviewer, Frontiers in Neuroscience  
 2011-2012 Reviewer, Sleep Medicine Reviews  
 2012 Reviewer, Journal of Experimental Psychology: General  
 2012 Reviewer, Ergonomics  
 2012 Reviewer, Behavioral Sleep Medicine  
 2012 Reviewer, Neuropsychology  
 2012 Reviewer, Emotion  
 2012 Reviewer, JAMA  
 2012 Reviewer, BMC Neuroscience  
 2012 Reviewer, Cognition and Emotion  
 2012 Reviewer, Journal of Behavioral Decision Making  
 2012 Reviewer, Psychosomatic Medicine  
 2012-2013 Reviewer, PLoS One  
 2012 Reviewer, American Journal of Critical Care  
 2013 Reviewer, Experimental Psychology  
 2013 Reviewer, Clinical Interventions in Aging  
 2013 Reviewer, Frontiers in Psychology  
 2013 Reviewer, Brain Structure and Function  
 2013 Reviewer, Appetite  
 2013 Reviewer, JAMA Psychiatry

**Other Editorial Roles**

|       |                        |  |
|-------|------------------------|--|
| 2009- | Editorial Board Member | International Journal of Eating Disorders      |
| 2012- | Editor                 | Datasets in Neuroscience                       |
| 2012- | Editor                 | Datasets in Medicine                           |
| 2012- | Editor                 | Journal of Sleep Disorders: Treatment and Care |

**Honors and Prizes**

1990 Outstanding Senior Honors Thesis in Psychology, University of New Mexico  
 1990-1995 Maxey Scholarship in Psychology, Texas Tech University  
 2001 Rennick Research Award, Co-Authored Paper, International Neuropsychological Society  
 2002 Honor Graduate, AMEDD Officer Basic Course, U.S. Army Medical Department Center and School

- 2002 Lynch Leadership Award Nominee, AMEDD Officer Basic Course, U.S. Army Medical Department Center and School
- 2003 Outstanding Research Presentation Award, 2003 Force Health Protection Conference, U.S. Army Center for Health Promotion and Preventive Medicine
- 2005 Edward L. Buescher Award for Excellence in Research by a Young Scientist, Walter Reed Army Institute of Research (WRAIR) Association
- 2009 Merit Poster Award, International Neuropsychological Society
- 2009 Outstanding Research Presentation Award, 2009 Force Health Protection Conference, U.S. Army Center for Health Promotion and Preventive Medicine
- 2010 Best Paper Award, Neuroscience, 27<sup>th</sup> U.S. Army Science Conference
- 2011 Published paper included in *Best of Sleep Medicine 2011*
- 2011 Blue Ribbon Finalist, 2011 Top Poster Award in Clinical and Translational Research, Society of Biological Psychiatry
- 2012 Defense Advance Research Projects Agency (DARPA) Young Faculty Award in Neuroscience

## **Report of Funded and Unfunded Projects**

### **Funding Information**

#### **Past**

- 2001-2003 fMRI of Unconscious Affect Processing in Adolescence.  
N.I.H., 1R03HD41542-01  
P.I.: Killgore
- 2003-2006 The Effects of Sleep-Loss and Stimulant Countermeasures on Judgment and Decision Making.  
U.S. Army Medical Research and Materiel Command (USAMRMC) Competitive Medical Research Proposal Program (CMRP),  
P.I.: Killgore
- 2004-2005 Sleep/wake Schedules in 3ID Aviation Brigade Soldiers.  
Defense Advanced Research Projects Agency (DARPA)  
P.I.: Killgore
- 2005-2006 Functional Neuroimaging Studies of Neural Processing Changes with Sleep and Sleep Deprivation.  
U.S. Army Medical Research and Materiel Command (USAMRMC)  
Task Area C (Warfighter Judgment and Decision Making) Program Funding  
P.I.: Killgore
- 2006-2007 Establishing Normative Data Sets for a Series of Tasks to Measure the Cognitive Effects of Operationally Relevant Stressors.  
U.S. Army Medical Research and Materiel Command (USAMRMC)  
Task Area C (Warfighter Judgment and Decision Making) Program Funding,  
P.I.: Killgore

2006-2007 Military Operational Medicine Research Program (MOM-RP), Development of the Sleep History and Readiness Predictor (SHARP).  
U.S. Army Medical Research and Materiel Command (USAMRMC)  
P.I.: Killgore

**Current**

2009-2012 The Neurobiological Basis and Potential Modification of Emotional Intelligence through Affective Behavioral Training.  
U.S. Army Medical Research and Materiel Command (USAMRMC),  
P.I.: Killgore  
Major Goal: To identify the neurobiological basis of cognitive and emotional intelligence using functional and structural magnetic resonance imaging.

2011-2014 Effects of Bright Light Therapy on Sleep, Cognition, and Brain Function following Mild Traumatic Brain Injury.  
U.S. Army Medical Research and Materiel Command (USAMRMC),  
P.I.: Killgore  
Major Goal: To evaluate the effectiveness of morning exposure to bright light as a treatment for improving in sleep patterns among individuals with post-concussive syndrome. Effects of improved sleep on recovery due to this treatment will be evaluated using neurocognitive testing as well as functional and structural neuroimaging.

2012-2015 Internet Based Cognitive Behavioral Therapy Effects on Depressive Cognitions and Brain function.  
U.S. Army Medical Research and Materiel Command (USAMRMC),  
Co-PI: Killgore  
Major Goal: To evaluate the effectiveness of an internet-based cognitive behavioral therapy treatment program on improving depressive symptoms, coping and resilience skills, cognitive processing and functional brain activation patterns within the prefrontal cortex.

2012-2014 Defense Advance Research Projects Agency (DARPA) Young Faculty Award in Neuroscience: Multimodal Neuroimaging to Predict Cognitive Resilience Against Sleep Loss  
P.I.: Killgore  
Major Goal: To combine several neuroimaging techniques, including functional and structural magnetic resonance imaging, diffusion tensor imaging, and magnetic resonance spectroscopy to predict individual resilience to 24 hours of sleep deprivation.

2012-2016 Congressionally Directed Medical Research Program (CDMRP), Psychological Health/Traumatic Brain Injury (PH/TBI) Research Program: Applied Neurotrauma Research Award: A Model for Predicting Cognitive and Emotional Health from Structural and Functional Neurocircuitry following Traumatic Brain Injury.  
DoD CDMRP  
P.I.: Killgore  
Major Goal: To evaluate the relation between axonal damage and neurocognitive performance in patients with traumatic brain injury at multiple points over the recovery trajectory, in order to predict recovery.

2012-2014 Neural Mechanisms of Fear Extinction Across Anxiety Disorders  
NIH NIMH

Site Subcontract PI: Killgore

Major Goal: To examine the neurocircuitry involved in fear conditioning, extinction, and extinction recall across several major anxiety disorders.

## **Report of Local Teaching and Training**

### **Laboratory and Other Research Supervisory and Training Responsibilities**

2005-2006      1 Fellow for 250 hrs/year, Neuropsychology Postdoctoral Research Training Program Supervisor, Walter Reed Hospital

2011-            2 Fellows for 2080 hrs/year, Harvard Research Fellow Supervisor, McLean Hospital

### **Formally Supervised Trainees**

- 1997-1999      David Glahn, Ph.D.            Associate Professor, Yale University School of Medicine  
*Provided mentorship in clinical neuropsychological assessment and research at the University of Pennsylvania Hospital, which resulted in the development of a new psychometric test, 1 co-authored published conference abstract, and 1 co-authored published journal article.*
- 1997-1999      Daniel Casasanto, Ph.D.      Senior Scientist/Lecturer, Max Plank Institute for Psycholinguistics  
*Supervised this trainee while at the University of Pennsylvania Hospital, which resulted in the development of a new psychometric test, 9 co-authored published conference abstracts, and 5 co-authored published journal articles.*
- 2002-2005      Alexander Vo, Ph.D.            Associate Professor, UTMB; Vice President, Electronically Mediated Services, Colorado Access  
*Served as one of his research mentors at the Walter Reed Army Institute of Research, which resulted in 3 co-authored published conference abstracts, and 3 co-authored published journal articles.*
- 2002-2007      Rebecca Reichardt, M.A.      Human Subjects Protection Scientist, USAMRMC  
*Supervised her research training in my lab at the Walter Reed Army Institute of Research, which resulted in 10 co-authored published conference abstracts, and 2 co-authored published journal articles.*
- 2003-2004      Stan Liu, M.D.                  Medical Intern, Johns Hopkins Medical School  
*Supervised his research training in my lab at the Walter Reed Army Institute of Research, which primarily involved training in neuropsychological assessment and sleep research methods.*
- 2003-2004      Neil Arora, B.A.                  Student, Yale University  
*Supervised his research project in my lab at the Walter Reed Army Institute of Research and NIH, which primarily involved training in brain imaging analysis and led to 2 co-authored published conference abstracts.*
- 2003-2005      Nancy Grugle, Ph.D.            Assistant Professor, Cleveland State University  
*Supervised her Doctoral Dissertation research project in my lab at the Walter Reed Army Institute of Research, which resulted in 23 co-authored published conference abstracts, and 10 co-authored published journal articles.*
- 2003-2005      Joshua Bailey, B.A.              Seminary Student  
*Supervised his computer programming development and research in my lab at the Walter*

- Reed Army Institute of Research, which resulted in 1 co-authored published conference abstract, and 1 co-authored computer analysis package submitted for U.S. patent.*
- 2003-2006 Athena Kendall, M.A. Lab Manager, Walter Reed Army Medical Center  
*Supervised part of her masters degree research project and other research work in my lab at the Walter Reed Army Institute of Research, which resulted in 4 co-authored published conference abstracts, and 4 co-authored published journal articles.*
- 2003-2006 Lisa Day, M.S.W. Clinical Social Worker, Washington D.C.  
*Supervised her research training and work in my lab at the Walter Reed Army Institute of Research, which resulted in 3 co-authored published conference abstracts, and 1 co-authored published journal article.*
- 2004-2005 Merica Shepherd, B.A. Laboratory Coordinator  
*Supervised her research training in my lab at the Walter Reed Army Institute of Research, which primarily involved training in neuropsychological assessment and sleep research methods.*
- 2004-2005 Cynthia Hawes, B.A. Research Program Coordinator  
*Supervised her research training in my lab at the Walter Reed Army Institute of Research, which primarily involved training in neuropsychological assessment and sleep research methods.*
- 2004-2006 Christopher Li, B.A. Graduate Student  
*Supervised his research training and work in my lab at the Walter Reed Army Institute of Research, which resulted in 3 co-authored published conference abstracts, and 1 co-authored published journal article.*
- 2004-2007 Jessica Richards, M.S. Ph.D. Student, University of Maryland College Park  
*Served as Chair of her Senior Honors Thesis Committee and supervised her research work in my lab at the Walter Reed Army Institute of Research, which resulted in 8 co-authored published conference abstracts, a senior honors thesis, and 2 co-authored published journal articles.*
- 2004-2007 Erica Lipizzi, M.A. Graduate Student, Emory University  
*Supervised her research training and work in my lab at the Walter Reed Army Institute of Research, which resulted in 16 co-authored published conference abstracts, and 12 co-authored published journal articles.*
- 2004-2007 Brian Leavitt, B.S. Research Technician, Walter Reed Army Institute of Research  
*Supervised his research training and work in my lab at the Walter Reed Army Institute of Research, which resulted in 4 co-authored published conference abstracts, and 1 co-authored published journal article.*
- 2004-2007 Rachel Newman, M.S. Senior Laboratory Manager, Walter Reed  
*Supervised her research training and work in my lab at the Walter Reed Army Institute of Research, which resulted in 6 co-authored published conference abstracts, and 1 co-authored published journal article.*
- 2004-2007 Alexandra Krugler, B.S. Medical Student, Louisiana State University  
*Supervised her research training and work in my lab at the Walter Reed Army Institute of Research, which resulted in 5 co-authored published conference abstracts, and 1 co-authored published journal article.*
- 2005 Amy Conrad, PH.D. Clinical Psychologist, Washington D.C.  
*Supervised her research training and work in my lab at the Walter Reed Army Institute of Research, which resulted in 4 co-authored published conference abstracts, and 1 co-authored published journal article.*

- 2005-2006 Nathan Huck, PH.D. Clinical Neuropsychologist, Walter Reed Army Institute of Research  
*Served as his post-doctoral research training supervisor at the Walter Reed Army Institute of Research, which resulted in 1 co-authored published conference abstract and 1 co-authored published journal article.*
- 2005-2006 Ellen Kahn-Greene, Ph.D. Post-Doctoral Fellow, Boston VA  
*Supervised her research training and work in my lab at the Walter Reed Army Institute of Research, which resulted in 7 co-authored published conference abstracts and 5 co-authored published journal articles.*
- 2005-2006 Alison Muckle, B.A. Research Technician  
*Supervised her research training and work in my lab at the Walter Reed Army Institute of Research, which resulted in 1 co-authored published conference abstract and 1 co-authored published journal article.*
- 2005-2006 Christina Murray, B.S. Medical Student, Drexel University  
*Supervised her research training and work in my lab at the Walter Reed Army Institute of Research, which resulted in 2 co-authored published conference abstracts.*
- 2005-2007 Gautham Ganesan, M.D. Medical Student, UC Irvine  
*Supervised his research training and work in my lab at the Walter Reed Army Institute of Research, which resulted in 1 co-authored published conference abstract and 1 co-authored published journal article.*
- 2005-2007 Dante Picchioni, Ph.D. Research Psychologist, Walter Reed Army Institute of Research  
*Supervised part of his post-doctoral brain imaging research training at the Walter Reed Army Institute of Research, which resulted in 1 co-authored published conference abstract and 1 co-authored published journal article.*
- 2006-2007 Tracy Rupp, Ph.D. Research Psychologist, Walter Reed Army Institute of Research  
*Supervised part of her post-doctoral sleep research training at the Walter Reed Army Institute of Research, which resulted in 17 co-authored conference abstracts and 2 co-authored published journal articles.*
- 2006-2007 Kacie Smith, B.A. Study Manager, Walter Reed Army Institute of Research  
*Supervised her research training and work in my lab at the Walter Reed Army Institute of Research, which resulted in 7 co-authored published conference abstracts.*
- 2006-2007 Shane Smith, B.S. Medical Student, University of the West Indies  
*Served as his research mentor at the Walter Reed Army Institute of Research, which primarily involved training in neuropsychological assessment and sleep research methods.*
- 2006-2007 Shanelle McNair Research Technician, Walter Reed Army Institute of Research  
*Supervised her research training and work in my lab at the Walter Reed Army Institute of Research, which resulted in 1 co-authored published article.*
- 2006-2007 George Watlington Research Technician, Walter Reed Army Institute of Research  
*Supervised his research training and work in my lab at the Walter Reed Army Institute of Research, which resulted in 1 co-authored published article.*
- 2008 Grady O'Brien Undergraduate Student  
*Served as his summer volunteer research mentor at McLean Hospital, which resulted in 1 oral research presentation*
- 2008-2009 Alex Post Undergraduate Student, Carnegie Mellon University

- Served as his summer volunteer research mentor at McLean Hospital, which resulted in 2 oral research presentations and 1 co-authored published abstract.*
- 2008-2009 Lauren Price, B.A. Senior Clinical Research Assistant, McLean Hospital  
*Supervised her research training and work in my lab at the McLean Hospital, which resulted in 11 co-authored published conference abstracts and 4 co-authored published articles.*
- 2009-2013 Zachary Schwab, B.S. Medical Student, University of Kansas  
*Supervised his research training and work in my lab at the McLean Hospital, which resulted in 52 co-authored published conference abstracts and 4 co-authored published articles.*
- 2009-2011 Melissa Weiner, B.S. Graduate Student, Yale School of Public Health  
*Supervised her research training and work in my lab at the McLean Hospital, which resulted in 32 co-authored published conference abstracts and 2 co-authored published articles.*
- 2010-2011 Norah Simpson, Ph.D. Post-Doctoral Fellow, Beth Israel Deaconess/Harvard Medical School  
*Served as a research mentor on her federal K-Award grant application.*
- 2010-2012 Vincent Capaldi, M.D. Medical Resident, Walter Reed Army Medical Ctr.  
*Served as his post-doctoral research mentor, which resulted in 1 co-authored published conference abstract and 2 co-authored published articles.*
- 2010-2011 Christina Song Undergraduate Student, Smith College  
*Served as her summer volunteer research mentor at McLean Hospital, which resulted in 1 co-authored published abstract.*
- 2011 Jill Kizielewicz Undergraduate Student, Hamilton College  
*Served as her summer volunteer research mentor at McLean Hospital, which resulted in 1 co-authored published abstract.*
- 2011-2013 Sophie DelDonno, B.A. Doctoral Student, University of Illinois, Chicago  
*Supervised her research training and work in my lab at the McLean Hospital, which resulted in 14 co-authored published conference abstracts and 2 co-authored published articles.*
- 2011- Maia Kipman, B.A. Research Assistant, McLean Hospital  
*Supervised her research training and work in my lab at the McLean Hospital, which resulted in 14 co-authored published conference abstracts and 2 co-authored published articles.*
- 2011 Michael Covell, B.A. Graduate Student, Baruch College  
*Served as one of his research mentors at McLean Hospital, which resulted in 3 co-authored published conference abstracts.*
- 2011- Mareen Weber, Ph.D. Instructor, Harvard Medical School  
*Supervised her post-doctoral research training and work in my lab at the McLean Hospital, which has resulted in 9 co-authored published conference abstracts, 1 travel award, 2 co-authored published articles, five federal grant submissions, and 2 successfully funded grants.*
- 2012- Julia Cohen, Ph.D. Post-Doctoral Fellow, Harvard Medical School  
*Served as one of her research mentors at McLean Hospital, which resulted in 2 co-authored published conference abstracts.*
- 2012- Christian Webb, Ph.D. Post-Doctoral Fellow, Harvard Medical School  
*Currently supervising his post-doctoral research training and work in my lab at the McLean Hospital.*

- 2012- Hannah Gogel, B.S. Research Assistant, McLean Hospital  
*Supervised her research training and work in my lab at the McLean Hospital,*
- 2012- Olga Tkachenko, A.B. Research Assistant, McLean Hospital  
*Supervised her research training and work in my lab at the McLean Hospital,*
- 2012- Lilly Preer, B.A. Research Assistant, McLean Hospital  
*Supervised her research training and work in my lab at the McLean Hospital,*
- 2012-2013 Elizabeth Mundy, Ph.D Postdoctoral Fellow, Harvard Medical School  
*Supervised her post-doctoral research training and work in my lab at the McLean Hospital*
- 2013- Elizabeth Olson, Ph.D Postdoctoral Fellow, Harvard Medical School  
*Supervised her post-doctoral research training and work in my lab at the McLean Hospital,*
- 2013- Shreya Divatia, B.S. Research Assistant, McLean Hospital  
*Supervised her research training and work in my lab at the McLean Hospital*
- 2013- Lauren Demers, B.A. Research Assistant, Harvard Medical School  
*Supervised her research training and work in my lab at the McLean Hospital*
- 2013- Jiaolong Cui, Ph.D Postdoctoral Fellow, Harvard Medical School  
*Supervised his post-doctoral research training and work in my lab at the McLean Hospital,*

### Local Invited Presentations

- 2000 The Neurobiology of Emotion in Children, McLean Hospital  
Lecturer: 30 participants, 2 hours contact time per year, 10 hours prep time per year.  
*[Invited Lecture]*
- 2001 The Neurobiology of Emotion in Children and Adolescents, McLean Hospital  
Lecturer: 60 participants, 2 hours contact time per year, 10 hours prep time per year.  
*[Invited Lecture]*
- 2001 Using Functional MRI to Study the Developing Brain, Judge Baker Children's Center  
Lecturer: 8 participants, 2 hours contact time per year, 10 hours prep time per year *[Invited Seminar]*
- 2005 Briefing to the Chairman of the Congressional Committee on Strategies to Protect the Health of Deployed U.S. Forces, John H. Moxley, on the Optimization of Judgment and Decision Making Capacities in Soldiers Following Sleep Deprivation, Walter Reed Army Institute of Research, Washington, DC *[Invited Lecture]*
- 2005 Lecture on Functional Neuroimaging, Cognitive Assessment, and the Enhancement of Soldier Performance, Walter Reed Army Institute of Research, Washington, DC *[Invited Lecture]*
- 2006 Lecture on Optimization of Judgment and Decision Making Capacities in Soldiers Following Sleep Deprivation, Brain Imaging Center, McLean Hospital, Belmont MA *[Invited Lecture]*
- 2006 Briefing to the Chairman of the Cognitive Performance Assessment Program Area Steering Committee, U.S. Army Military Operational Medicine Research Program, entitled Optimization of Judgment and Decision Making Capacities in Soldiers Following Sleep Deprivation, Walter Reed Army Institute of Research *[Invited Lecture]*

- 2010 Lecture on Patterns of Cortico-Limbic Activation Across Anxiety Disorders, Center for Anxiety, Depression, and Stress, McLean Hospital, Belmont, MA [*Invited Lecture*]
- 2010 Lecture on Cortico-Limbic Activation Among Anxiety Disorders, Neuroimaging Center, McLean Hospital, Belmont, MA [*Invited Lecture*]
- 2011 Lecture on Shared and Differential Patterns of Cortico-Limbic Activation Across Anxiety Disorders, McLean Research Day Brief Communications, McLean Hospital, Belmont, MA [*Invited Lecture*]
- 2012 Briefing to GEN (Ret) George Casey Jr., former Chief of Staff of the U.S. Army, entitled Research for the Soldier. McLean Hospital, Belmont, MA. [*Invited Lecture*]

## **Report of Regional, National and International Invited Teaching and Presentations**

### **Invited Presentations and Courses**

#### **Regional**

- 2002 Cortico-Limbic Activation in Adolescence and Adulthood, Youth Advocacy Project, Cape Cod, MA  
Lecturer: 45 participants, 2 hours contact time per year, 10 hours prep time per year [*Invited Lecture*]
- 2006 Lecture on Norming a Battery of Tasks to Measure the Cognitive Effects of Operationally Relevant Stressors, Cognitive Performance Assessment Program Area Steering Committee, U.S. Army Military Operational Medicine Research Program, Washington, DC [*Invited Lecture*]
- 2007 Lecture on Cerebral Responses During Visual Processing of Food, U.S. Army Institute of Environmental Medicine, Natick, MA [*Invited Lecture*]
- 2007 Briefing on the Measurement of Sleep-Wake Cycles and Cognitive Performance in Combat Aviators, U.S. Department of Defense, Defense Advanced Research Projects Agency (DARPA), Washington, DC
- 2008 Lecture on Sleep Deprivation, Executive Function, and Resilience to Sleep Loss; 105<sup>th</sup> IMA Detachment, U.S. Army Reserve Center, Boston, MA [*Invited Lecture*]
- 2008 Lecture on the Role of Research Psychology in the Army; 105<sup>th</sup> IMA Detachment, U.S. Army Reserve Center, Boston, MA [*Invited Lecture*]
- 2008 Lecture on Combat Stress Control: Basic Battlemind Training; 105<sup>th</sup> IMA Detachment, U.S. Army Reserve Center, Boston, MA [*Invited Lecture*]
- 2009 Lecture entitled Evaluate a Casualty, Prevent Shock, and Prevent Cold Weather injuries;

- 105<sup>th</sup> IMA Detachment, U.S. Army Reserve Center, Boston, MA [*Invited Lecture*]
- 2009 Lecture on Combat Exposure and Sleep Deprivation Effects on Risky Decision-Making; 105<sup>th</sup> IMA Detachment, U.S. Army Reserve Center, Boston, MA [*Invited Lecture*]
- 2009 Lecture on the Sleep History and Readiness Predictor (SHARP); 105<sup>th</sup> IMA Detachment, U.S. Army Reserve Center, Boston, MA [*Invited Lecture*]
- 2009 Lecture on The Use of Actigraphy for Measuring Sleep in Combat and Military Training; 105<sup>th</sup> IMA Detachment, U.S. Army Reserve Center, Boston, MA [*Invited Lecture*]
- 2010 Lecture entitled Casualty Evaluation; 105<sup>th</sup> IMA Detachment, U.S. Army Reserve Center, Boston, MA [*Invited Lecture*]
- 2010 Lecture entitled Combat Stress and Risk-Taking Behavior Following Deployment; 105<sup>th</sup> IMA Detachment, U.S. Army Reserve Center, Boston, MA [*Invited Lecture*]
- 2010 Lecture entitled Historical Perspectives on Combat Medicine at the Battle of Gettysburg; 105<sup>th</sup> IMA Detachment, U.S. Army Reserve Center, Boston, MA [*Invited Lecture*]
- 2010 Lecture entitled Sleep Loss, Stimulants, and Decision-Making; 105<sup>th</sup> IMA Detachment, U.S. Army Reserve Center, Boston, MA [*Invited Lecture*]
- 2010 Lecture entitled PTSD: New Insights from Brain Imaging; 105<sup>th</sup> IMA Detachment, U.S. Army Reserve Center, Boston, MA [*Invited Lecture*]
- 2011 Lecture entitled Effects of bright light therapy on sleep, cognition and brain function after mild traumatic brain injury; 105<sup>th</sup> IMA Detachment, U.S. Army Reserve Center, Boston, MA [*Invited Lecture*]
- 2011 Lecture entitled Laboratory Sciences and Research Psychology in the Army; 105<sup>th</sup> IMA Detachment, U.S. Army Reserve Center, Boston, MA [*Invited Lecture*]
- 2011 Lecture entitled Tools for Assessing Sleep in Military Settings; 105<sup>th</sup> IMA Detachment, U.S. Army Reserve Center, Boston, MA [*Invited Lecture*]
- 2011 Lecture entitled The Brain Basis of Emotional Trauma and Practical Issues in Supporting Victims of Trauma, U.S. Department of Justice, United States Attorneys Office, Serving Victims of Crime Training Program, Holyoke, MA [*Invited Lecture*]
- 2011 Lecture entitled The Brain Altering Effects of Traumatic Experiences; 105<sup>th</sup> Reinforcement Training Unit (RTU), U.S. Army Reserve Center, Boston, MA [*Invited Lecture*]
- 2012 Lecture entitled Sleep Loss, Caffeine, and Military Performance; 105<sup>th</sup> IMA Detachment, U.S. Army Reserve Center, Boston, MA [*Invited Lecture*]
- 2012 Lecture entitled Using Light Therapy to Treat Sleep Disturbance Following Concussion;

- 105<sup>th</sup> IMA Detachment, U.S. Army Reserve Center, Boston, MA [*Invited Lecture*]
- 2013 Lecture entitled Brain Responses to Food: What you See Could Make you Fat; 105<sup>th</sup> IMA Detachment, U.S. Army Reserve Center, Boston, MA [*Invited Lecture*]
- National**
- 2000 Lecture on the Neurobiology of Emotional Development in Children, 9th Annual Parents as Teachers Born to Learn Conference, St. Louis, MO [*Invited Lecture*]
- 2002 Lecture on the Changes in the Lateralized Structure and Function of the Brain during Adolescent Development, Walter Reed Army Institute of Research, Washington, DC [*Invited Lecture*]
- 2004 Lecture on Sleep Deprivation, Cognition, and Stimulant Countermeasures: Seminar Presented at the Bi-Annual 71F Research Psychology Short Course, Ft. Detrick, MD, U.S. Army Medical Research and Materiel Command [*Invited Lecture*]
- 2004 Lecture on the Regional Cerebral Blood Flow Correlates of Electroencephalographic Activity During Stage 2 and Slow Wave Sleep: An H215O PET Study: Presented at the Bi-Annual 71F Research Psychology Short Course, Ft. Detrick, MD, U.S. Army Medical Research and Materiel Command [*Invited Lecture*]
- 2004 Oral Platform Presentation: Regional cerebral metabolic correlates of electroencephalographic activity during stage-2 and slow-wave sleep: An H215O PET Study, 18th Associated Professional Sleep Societies Annual Meeting, Philadelphia, PA.
- 2005 Lecture on The Sleep History and Readiness Predictor: Presented to the Medical Research and Materiel Command, Ft. Detrick, MD, [*Invited Lecture*]
- 2006 Lecture on The Sleep History and Readiness Predictor: Presented at the Bi-Annual 71F Research Psychology Short Course, Ft. Rucker, AL, U.S. Army Medical Research and Materiel Command [*Invited Lecture*]
- 2007 Lecture on the Effects of Fatigue and Pharmacological Countermeasures on Judgment and Decision-Making, U.S. Army Aeromedical Research Laboratory, Fort Rucker, AL [*Invited Lecture*]
- 2008 Lecture on the Validation of Actigraphy and the SHARP as Methods of Measuring Sleep and Performance in Soldiers, U.S. Army Aeromedical Research Laboratory, Fort Rucker, AL [*Seminar*]
- 2009 Lecture on Sleep Deprivation, Executive Function, and Resilience to Sleep Loss: Walter Reed Army Institute of Research AIBS Review, Washington DC [*Invited Lecture*]
- 2009 Lecture Entitled: Influences of Combat Exposure and Sleep Deprivation on Risky Decision-Making, Evans U.S. Army Hospital, Fort Carson, CO [*Invited Lecture*]

- 2009 Lecture on Making Bad Choices: The Effects of Combat Exposure and Sleep Deprivation on Risky Decision-Making, 4<sup>th</sup> Army, Division West, Quarterly Safety Briefing to the Commanding General and Staff, Fort Carson, CO [*Invited Lecture*]
- 2009 Symposium on Sleep Deprivation, Judgment, and Decision-Making, 23<sup>rd</sup> Annual Meeting of the Associated Professional Sleep Societies, Seattle, WA [*Invited Lecture*]
- 2009 Symposium Session Moderator: Workshop on Components of Cognition and Fatigue: From Laboratory Experiments to Mathematical Modeling and Operational Applications, Washington State University, Spokane, WA [*Invited Speaker*]
- 2009 Lecture on Comparative Studies of Stimulant Action as Countermeasures for Higher Order Cognition and Executive Function Impairment that Results from Disrupted Sleep Patterns, Presented at the NIDA-ODS Symposium entitled: Caffeine: Is the Next Problem Already Brewing, Rockville, MD [*Invited Lecture*]
- 2010 Oral Platform Presentation: Sleep deprivation selectively impairs emotional aspects of cognitive functioning, 27<sup>th</sup> Army Science Conference, Orlando, FL.
- 2010 Oral Platform Presentation: Exaggerated amygdala responses to masked fearful faces are specific to PTSD versus simple phobia, 27<sup>th</sup> Army Science Conference, Orlando, FL.
- 2011 Lecture Entitled: The effects of emotional intelligence on judgment and decision making, Military Operational Medicine Research Program Task Area C, R & A Briefing, Walter Reed Army Institute of Research, Silver Spring, MD [*Invited Lecture*]
- 2011 Lecture Entitled: Effects of bright light therapy on sleep, cognition, brain function, and neurochemistry following mild traumatic brain injury, Military Operational Medicine Research Program Task Area C, R & A Briefing, Walter Reed Army Institute of Research, Silver Spring, MD [*Invited Lecture*]
- 2012 Oral Symposium Presentation: Shared and distinctive patterns of cortico-limbic activation across anxiety disorders, 32<sup>nd</sup> Annual Conference of the Anxiety Disorders Association of America, Arlington, VA.
- 2012 Lecture Entitled: Effects of bright light therapy on sleep, cognition, brain function, and neurochemistry following mild traumatic brain injury, Military Operational Medicine Research Program In Progress Review (IPR) Briefing, U.S. Army Medical Research and Materiel Command, Fort Detrick, MD [*Invited Lecture*]
- 2013 Lecture entitled Brain responses to visual images of food: Could your eyes be the gateway to excess? Presented to the NIH Nutrition Coordinating Committee and

the Assistant Surgeon General of the United States, Bethesda, MD [*Invited Lecture*]

2013 Lecture Entitled: Update on the Effects of Bright light therapy on sleep, cognition, brain function, and neurochemistry following mild traumatic brain injury, Military Operational Medicine Research Program In Progress Review (IPR) Briefing, U.S. Army Medical Research and Materiel Command, Fort Detrick, MD [*Invited Lecture*]

2013 Lecture Entitled: Internet Based Cognitive Behavioral Therapy: Effects on Depressive Cognitions and Brain Function, Military Operational Medicine Research Program In Progress Review (IPR) Briefing, U.S. Army Medical Research and Materiel Command, Fort Detrick, MD [*Invited Lecture*]

2013 Symposium Entitled: Predicting Resilience Against Sleep Loss, United States Military Academy at West Point, West Point, NY [*Invited Symposium*].

#### **International**

1999 Oral Platform Presentation: Functional MRI lateralization during memory encoding predicts seizure outcome following anterior temporal lobectomy, 27<sup>th</sup> Annual Meeting of the International Neuropsychological Society, Boston, MA.

2001 Oral Platform Presentation: Sex differences in functional activation of the amygdala during the perception of happy faces, 29<sup>th</sup> Annual Meeting of the International Neuropsychological Society, Chicago, IL.

2002 Oral Platform Presentation: Developmental changes in the lateralized activation of the prefrontal cortex and amygdala during the processing of facial affect, 30<sup>th</sup> Annual Meeting of the International Neuropsychological Society, Toronto, Ontario, Canada.

2002 Oral Platform Presentation: Gray and white matter volume during adolescence correlates with cognitive performance: A morphometric MRI study, 30<sup>th</sup> Annual Meeting of the International Neuropsychological Society, Toronto, Ontario, Canada.

2007 Symposium on Cortical and Limbic Activation in Response to Visual Images of Low and High-Caloric Foods, 6th Annual Meeting of the International Society for Behavioral Nutrition and Physical Activity (ISBNPA), Oslo, Norway [*Invited Lecture*]

2008 Lecture on Sleep Deprivation, Executive Function, & Resilience to Sleep Loss, First Franco-American Workshop on War Traumatism, IMN SSA, Toulon, France [*Invited Lecture*]

2012 Oral Platform Presentation: Shared and unique patterns of cortico-limbic activation across anxiety disorders. 40<sup>th</sup> Meeting of the International Neuropsychological Society, Montreal, Canada.

## **Report of Clinical Activities and Innovations**

### **Current Licensure and Certification**

2001- Clinical Psychologist, New Hampshire

### **Practice Activities**

- 1991- Psychology, Clinical, Psychology Clinic, Texas Tech University, Lubbock, TX
- 1995 Clinical Activity Description: Provided psychotherapy and other supervised psychological services for a broad spectrum of client problems. Duties included regular therapy contacts with four to eight clients per week for approximately four years. Clients ranged in age from preschool through middle age. Clinical responsibilities included intake evaluations, formal testing and assessment, case formulation and treatment plan development, and delivery of a wide range of psychotherapy services including crisis intervention, behavior modification, short-term cognitive restructuring, and long-term psychotherapy.  
Patient Load: 6/week
- 1993- Psychology, Neuropsychology, Methodist Hospital Rehabilitation Institute, Lubbock, TX
- 1995 Clinical Activity Description: A two year placement consisting of two days per week within a large rehabilitation unit of a major regional medical center. Responsibilities included administration, scoring, and writing of neuropsychological assessments/reports, primarily emphasizing the Halstead-Reitan Neuropsychological Battery. Assessment services were provided on both inpatient and outpatient basis.  
Patient Load: 2/week
- 1995- Psychology, Neuropsychology, Yale University School of Medicine, Connecticut Mental Health Center
- 1996 Clinical Activity Description: Neuropsychological and psychodiagnostic assessment of chronic and severe mentally ill patients. Duties included patient interviewing, test administration, scoring, interpretation, and report writing. Assessment and consultation services were provided for both the inpatient and outpatient units.  
Patient Load: 2/week
- 1995- Psychology, Clinical, Yale University School of Medicine, West Haven Mental Health Clinic
- 1996 Clinical Activity Description: Provided short-term, long-term, and group psychotherapy services, consultation, and psychological assessments for adults, children, and families. Duties also included co-leading a regular outpatient group devoted to treatment of moderate to severe personality disorders.  
Patient Load: 12/week
- 1996- Psychology, Neuropsychology, University of Oklahoma Health Sciences Center
- 1997 Clinical Activity Description: Full-time placement in the Neuropsychological Assessment Laboratory, which meets INS/Division 40 guidelines for post-doctoral training in clinical

neuropsychology. Responsibilities included comprehensive neuropsychological assessment and consultation services, including test administration, scoring, interpretation, and report writing. Regular outpatient psychotherapy was also provided for approximately two patients per week.  
Patient Load: 4/week

1997- Psychology, Neuropsychology, University of Pennsylvania Medical Center  
1999 Clinical Activity Description: Full-time two-year placement in the Department of Neurology, which meets INS/Division 40 guidelines for post-doctoral training in clinical neuropsychology. Responsibilities included neuropsychological assessment, consultation, and psychotherapy services for the Departments of Neurology and Neurosurgery.  
Patient Load: 3/week

## **Report of Education of Patients and Service to the Community**

### **Recognition**

2003-2007 Who's Who in America, Marquis Who's Who  
2004-2005 Who's Who in Medicine and Healthcare, Marquis Who's Who

## **Report of Scholarship**

### **Publications**

#### **Peer reviewed publications in print or other media**

##### **A) Research Investigations:**

1. **Killgore WD.** The Affect Grid: a moderately valid, nonspecific measure of pleasure and arousal. *Psychol Rep.* 83(2):639-42, 1998.
2. **Killgore WD.** Empirically derived factor indices for the Beck Depression Inventory. *Psychol Rep.* 84(3 Pt 1):1005-13, 1999.
3. **Killgore WD.** Affective valence and arousal in self-rated depression and anxiety. *Percept Mot Skills.* 89(1):301-4, 1999.
4. **Killgore WD, Adams RL.** Prediction of Boston Naming Test performance from vocabulary scores: preliminary guidelines for interpretation. *Percept Mot Skills.* 89(1):327-37, 1999.
5. **Killgore WD, Gangestad SW.** Sex differences in asymmetrically perceiving the intensity of facial expressions. *Percept Mot Skills.* 89(1):311-4, 1999.
6. **Killgore WD.** The visual analogue mood scale: can a single-item scale accurately classify depressive mood state? *Psychol Rep.* 85(3 Pt 2):1238-43, 1999.
7. **Killgore WD, DellaPietra L, Casasanto DJ.** Hemispheric laterality and self-rated personality

traits. *Percept Mot Skills*. 89(3 Pt 1):994-6, 1999.

8. **Killgore WD**, Glosser G, Casasanto DJ, French JA, Alsop DC, Detre JA. Functional MRI and the Wada test provide complementary information for predicting post-operative seizure control. *Seizure*. 8(8):450-5, 1999.
9. **Killgore WD**. Evidence for a third factor on the Positive and Negative Affect Schedule in a college student sample. *Percept Mot Skills*. 90(1):147-52, 2000.
10. **Killgore WD**, Dellapietra L. Item response biases on the logical memory delayed recognition subtest of the Wechsler Memory Scale-III. *Psychol Rep*. 86(3 Pt 1):851-7, 2000.
11. **Killgore WD**, Casasanto DJ, Yurgelun-Todd DA, Maldjian JA, Detre JA. Functional activation of the left amygdala and hippocampus during associative encoding. *Neuroreport*. 11(10):2259-63, 2000.
12. Yurgelun-Todd DA, Gruber SA, Kanayama G, **Killgore WD**, Baird AA, Young AD. fMRI during affect discrimination in bipolar affective disorder. *Bipolar Disord*. 2(3 Pt 2):237-48, 2000.
13. **Killgore WD**. Academic and research interest in several approaches to psychotherapy: a computerized search of literature in the past 16 years. *Psychol Rep*. 87(3 Pt 1):717-20, 2000.
14. **Killgore WD**. Sex differences in identifying the facial affect of normal and mirror-reversed faces. *Percept Mot Skills*. 91(2):525-30, 2000.
15. **Killgore WD**, DellaPietra L. Using the WMS-III to detect malingering: empirical validation of the rarely missed index (RMI). *J Clin Exp Neuropsychol*. 22(6):761-71, 2000.
16. Maldjian JA, Detre JA, **Killgore WD**, Judy K, Alsop D, Grossman M, Glosser G. Neuropsychologic performance after resection of an activation cluster involved in cognitive memory function. *AJR Am J Roentgenol*. 176(2):541-4, 2001.
17. **Killgore WD**, Oki M, Yurgelun-Todd DA. Sex-specific developmental changes in amygdala responses to affective faces. *Neuroreport*. 12(2):427-33, 2001.
18. **Killgore WD**, Yurgelun-Todd DA. Sex differences in amygdala activation during the perception of facial affect. *Neuroreport*. 12(11):2543-7, 2001.
19. Casasanto DJ, **Killgore WD**, Maldjian JA, Glosser G, Alsop DC, Cooke AM, Grossman M, Detre JA. Neural correlates of successful and unsuccessful verbal memory encoding. *Brain Lang*. 80(3):287-95, 2002.
20. **Killgore WD**. Laterality of lesions and trait-anxiety on working memory performance. *Percept Mot Skills*. 94(2):551-8, 2002.
21. **Killgore WD**, Cupp DW. Mood and sex of participant in perception of happy faces. *Percept Mot Skills*. 95(1):279-88, 2002.

22. Yurgelun-Todd DA, **Killgore WD**, Young AD. Sex differences in cerebral tissue volume and cognitive performance during adolescence. *Psychol Rep.* 91(3 Pt 1):743-57, 2002.
23. Yurgelun-Todd DA, **Killgore WD**, Cintron CB. Cognitive correlates of medial temporal lobe development across adolescence: a magnetic resonance imaging study. *Percept Mot Skills.* 96(1):3-17, 2003.
24. **Killgore WD**, Young AD, Femia LA, Bogorodzki P, Rogowska J, Yurgelun-Todd DA. Cortical and limbic activation during viewing of high- versus low-calorie foods. *Neuroimage.* 19(4):1381-94, 2003.
25. **Killgore WD**, Yurgelun-Todd DA. Activation of the amygdala and anterior cingulate during nonconscious processing of sad versus happy faces. *Neuroimage.* 21(4):1215-23, 2004.
26. **Killgore WD**, Yurgelun-Todd DA. Sex-related developmental differences in the lateralized activation of the prefrontal cortex and amygdala during perception of facial affect. *Percept Mot Skills.* 99(2):371-91, 2004.
27. **Killgore WD**, Glahn DC, Casasanto DJ. Development and Validation of the Design Organization Test (DOT): a rapid screening instrument for assessing visuospatial ability. *J Clin Exp Neuropsychol.* 27(4):449-59, 2005.
28. **Killgore WD**, Yurgelun-Todd DA. Body mass predicts orbitofrontal activity during visual presentations of high-calorie foods. *Neuroreport.* 16(8):859-63, 2005.
29. Wesensten NJ, **Killgore WD**, Balkin TJ. Performance and alertness effects of caffeine, dextroamphetamine, and modafinil during sleep deprivation. *J Sleep Res.* 14(3):255-66, 2005.
30. **Killgore WD**, Yurgelun-Todd DA. Social anxiety predicts amygdala activation in adolescents viewing fearful faces. *Neuroreport.* 16(15):1671-5, 2005.
31. **Killgore WD**, Yurgelun-Todd DA. Developmental changes in the functional brain responses of adolescents to images of high and low-calorie foods. *Dev Psychobiol.* 47(4):377-97, 2005.
32. Kahn-Greene ET, Lipizzi EL, Conrad AK, Kamimori GH, **Killgore WD**. Sleep deprivation adversely affects interpersonal responses to frustration. *Pers Individ Dif.* 41(8):1433-1443, 2006.
33. McBride SA, Balkin TJ, Kamimori GH, **Killgore WD**. Olfactory decrements as a function of two nights of sleep deprivation. *J Sens Stud.* 24(4):456-63, 2006.
34. **Killgore WD**, Yurgelun-Todd DA. Ventromedial prefrontal activity correlates with depressed mood in adolescent children. *Neuroreport.* 17(2):167-71, 2006.
35. **Killgore WD**, Vo AH, Castro CA, Hoge CW. Assessing risk propensity in American soldiers: preliminary reliability and validity of the Evaluation of Risks (EVAR) scale--English version. *Mil Med.* 171(3):233-9, 2006.

36. **Killgore WD**, Balkin TJ, Wesensten NJ. Impaired decision making following 49 h of sleep deprivation. *J Sleep Res.* 15(1):7-13, 2006.
37. **Killgore WD**, Stetz MC, Castro CA, Hoge CW. The effects of prior combat experience on the expression of somatic and affective symptoms in deploying soldiers. *J Psychosom Res.* 60(4):379-85, 2006.
38. **Killgore WD**, McBride SA, Killgore DB, Balkin TJ. The effects of caffeine, dextroamphetamine, and modafinil on humor appreciation during sleep deprivation. *Sleep.* 29(6):841-7, 2006.
39. **Killgore WD**, McBride SA. Odor identification accuracy declines following 24 h of sleep deprivation. *J Sleep Res.* 15(2):111-6, 2006.
40. **Killgore WD**, Yurgelun-Todd DA. Affect modulates appetite-related brain activity to images of food. *Int J Eat Disord.* 39(5):357-63, 2006.
41. Kendall AP, Kautz MA, Russo MB, **Killgore WD**. Effects of sleep deprivation on lateral visual attention. *Int J Neurosci.* 116(10):1125-38, 2006.
42. Yurgelun-Todd DA, **Killgore WD**. Fear-related activity in the prefrontal cortex increases with age during adolescence: a preliminary fMRI study. *Neurosci Lett.* 406(3):194-9, 2006.
43. **Killgore WD**, Killgore DB, Ganesan G, Krugler AL, Kamimori GH. Trait-anger enhances effects of caffeine on psychomotor vigilance performance. *Percept Mot Skills.* 103(3):883-6, 2006.
44. **Killgore WD**, Yurgelun-Todd DA. Unconscious processing of facial affect in children and adolescents. *Soc Neurosci.* 2(1):28-47, 2007.
45. **Killgore WD**, Yurgelun-Todd DA. The right-hemisphere and valence hypotheses: could they both be right (and sometimes left)? *Soc Cogn Affect Neurosci.* 2(3):240-50, 2007.
46. **Killgore WD**, Killgore DB. Morningness-eveningness correlates with verbal ability in women but not men. *Percept Mot Skills.* 104(1):335-8, 2007.
47. **Killgore WD**, Killgore DB, Day LM, Li C, Kamimori GH, Balkin TJ. The effects of 53 hours of sleep deprivation on moral judgment. *Sleep.* 30(3):345-52, 2007.
48. Rosso IM, **Killgore WD**, Cintron CM, Gruber SA, Tohen M, Yurgelun-Todd DA. Reduced amygdala volumes in first-episode bipolar disorder and correlation with cerebral white matter. *Biol Psychiatry.* 61(6):743-9, 2007.
49. Kahn-Greene ET, Killgore DB, Kamimori GH, Balkin TJ, **Killgore WD**. The effects of sleep deprivation on symptoms of psychopathology in healthy adults. *Sleep Med.* 8(3):215-21, 2007.

50. **Killgore WD**. Effects of sleep deprivation and morningness-eveningness traits on risk-taking. *Psychol Rep.* 100(2):613-26, 2007.
51. **Killgore WD**, Gruber SA, Yurgelun-Todd DA. Depressed mood and lateralized prefrontal activity during a Stroop task in adolescent children. *Neurosci Lett.* 416(1):43-8, 2007.
52. **Killgore WD**, Yurgelun-Todd DA. Positive affect modulates activity in the visual cortex to images of high calorie foods. *Int J Neurosci.* 117(5):643-53, 2007.
53. Vo AH, Satori R, Jabbari B, Green J, **Killgore WD**, Labutta R, Campbell WW. Botulinum toxin type-a in the prevention of migraine: a double-blind controlled trial. *Aviat Space Environ Med.* 78(5 Suppl):B113-8, 2007.
54. **Killgore WD**, Yurgelun-Todd DA. Neural correlates of emotional intelligence in adolescent children. *Cogn Affect Behav Neurosci.* 7(2):140-51, 2007.
55. **Killgore WD**, Kendall AP, Richards JM, McBride SA. Lack of degradation in visuospatial perception of line orientation after one night of sleep loss. *Percept Mot Skills.* 105(1):276-86, 2007.
56. **Killgore WD**, Lipizzi EL, Kamimori GH, Balkin TJ. Caffeine effects on risky decision making after 75 hours of sleep deprivation. *Aviat Space Environ Med.* 78(10):957-62, 2007.
57. **Killgore WD**, Richards JM, Killgore DB, Kamimori GH, Balkin TJ. The trait of Introversion-Extraversion predicts vulnerability to sleep deprivation. *J Sleep Res.* 16(4):354-63, 2007.
58. **Killgore WD**, Kahn-Green ET, Killgore DB, Kamimori GH, Balkin TJ. Effects of acute caffeine withdrawal on Short Category Test performance in sleep-deprived individuals. *Percept Mot Skills.* 105(3 pt.2):1265-74, 2007.
59. **Killgore WD**, Killgore DB, McBride SA, Kamimori GH, Balkin TJ. Odor identification ability predicts changes in symptoms of psychopathology following 56 hours of sleep deprivation. *J Sensory Stud.* 23(1):35-51, 2008.
60. **Killgore WD**, Rupp TL, Grugle NL, Reichardt RM, Lipizzi EL, Balkin TJ. Effects of dextroamphetamine, caffeine and modafinil on psychomotor vigilance test performance after 44 h of continuous wakefulness. *J Sleep Res.* 17(3):309-21, 2008.
61. Huck NO, McBride SA, Kendall AP, Grugle NL, **Killgore WD**. The effects of modafinil, caffeine, and dextroamphetamine on judgments of simple versus complex emotional expressions following sleep deprivation. *Int. J Neuroscience.* 118(4):487-502, 2008.
62. **Killgore WD**, Kahn-Greene ET, Lipizzi EL, Newman RA, Kamimori GH, Balkin TJ. Sleep deprivation reduces perceived emotional intelligence and constructive thinking skills. *Sleep Med.* 9(5):517-26, 2008
63. **Killgore WD**, Grugle NL, Killgore DB, Leavitt BP, Watlington GI, McNair S, Balkin TJ. Restoration of risk-propensity during sleep deprivation: caffeine, dextroamphetamine, and

modafinil. *Aviat Space Environ Med.* 79(9):867-74, 2008.

64. **Killgore WD**, Muckle AE, Grugle NL, Killgore DB, Balkin TJ. Sex differences in cognitive estimation during sleep deprivation: effects of stimulant countermeasures. *Int J Neurosci.* 118(11):1547-57, 2008.
65. **Killgore WD**, Cotting DI, Thomas JL, Cox AL, McGurk D, Vo AH, Castro CA, Hoge CW. Post-combat invincibility: violent combat experiences are associated with increased risk-taking propensity following deployment. *J Psychiatr Res.* 42(13):1112-21, 2008.
66. **Killgore WD**, Gruber SA, Yurgelun-Todd DA. Abnormal corticostriatal activity during fear perception in bipolar disorder. *Neuroreport.* 19(15):1523-7, 2008.
67. **Killgore WD**, McBride SA, Killgore DB, Balkin TJ, Kamimori GH. Baseline odor identification ability predicts degradation of psychomotor vigilance during 77 hours of sleep deprivation. *Int. J Neurosci.* 118(9):1207-1225, 2008.
68. **Killgore WD**, Rosso HM, Gruber SA, Yurgelun-Todd DA. Amygdala volume and verbal memory performance in schizophrenia and bipolar disorder. *Cogn Behav Neur.* 22(1):28-37, 2009.
69. **Killgore WD**, Kahn-Greene ET, Grugle NL, Killgore DB, Balkin TJ. Sustaining executive functions during sleep deprivation: A comparison of caffeine, dextroamphetamine, and modafinil. *Sleep.* 32(2):205-16, 2009.
70. **Killgore WD**, Grugle NL, Reichardt RM, Killgore DB, Balkin TJ. Executive functions and the ability to sustain vigilance during sleep loss. *Aviat Space Environ Med.* 80(2):81-7, 2009.
71. Picchioni, D, **Killgore, WD**, Braun, AR, & Balkin, TJ. Positron emission tomography correlates of EEG microarchitecture waveforms during non-REM sleep. *Int J Neurosci.* 119: 2074-2099, 2009.
72. **Killgore, WD**, Lipizzi, EL, Grugle, NL, Killgore, DB, & Balkin, TJ. Handedness correlates with actigraphically measured sleep in a controlled environment. *Percept Mot Skills.* 109: 395-400, 2009.
73. **Killgore, WD**, Killgore, DB, Grugle, NL, & Balkin, TJ. Odor identification predicts executive function deficits during sleep deprivation. *Int J Neurosci,* 120: 328-334, 2010.
74. **Killgore, WD**, Ross, AJ, Kamiya, T, Kawada, Y, Renshaw, PF, & Yurgelun-Todd, DA. Citicoline affects appetite and cortico-limbic responses to images of high calorie foods. *Int J Eat Disord.* 43: 6-13, 2010.
75. **Killgore, WD**, & Yurgelun-Todd, DA. Cerebral correlates of amygdala responses during non-conscious perception of facial affect in adolescent and pre-adolescent children. *Cogn Neurosci,* 1: 33-43, 2010.
76. **Killgore, WD**, & Yurgelun-Todd, DA. Sex differences in cerebral responses to images of

high vs low calorie food. *Neuroreport*, 21: 354-358, 2010.

77. **Killgore, WD**, Grugle, NL, Killgore, DB, & Balkin, TJ. Sex differences in self-reported risk-taking propensity on the Evaluation of Risks scale. *Percept Mot Skills*, 106: 693-700, 2010.
78. **Killgore, WD**, Kelley, AM, & Balkin, TJ. So you think you're bulletproof: Development and validation of the Invincibility Belief Index. *Mil Med*, 175: 499-508, 2010.
79. **Killgore, WD**, Castro, CA, & Hoge, CW. Preliminary Normative Data for the Evaluation of Risks Scale—Bubble Sheet Version (EVAR-B) for Large Scale Surveys of Returning Combat Veterans. *Mil Med*, 175: 725-731, 2010.
80. Britton, JC, Rauch, SL, Rosso, IM, **Killgore, WD**, Price, LM, Ragan, J, Chosak, A, Hezel, D, Pine, DS, Leibenluft, E, Pauls, DL, Jenike, MA, Stewart, SE. Cognitive inflexibility and frontal cortical activation in pediatric obsessive-compulsive disorder. *J Am Acad Child Adolesc Psychiatry*, 49: 944-953, 2010.
81. Britton, JC, Stewart, SE, **Killgore, WD**, Rosso, IM, Price, LM, Gold, AL, Pine, DS, Wilhelm, S, Jenike, MA, & Rauch, SL. Amygdala activation in response to facial expressions in pediatric obsessive-compulsive disorder. *Depress Anxiety*, 27: 643-651, 2010.
82. Rupp, TL, **Killgore, WD**, & Balkin, TJ. Socializing by day may affect performance by night: Vulnerability to sleep deprivation is differentially mediated by social exposure in extraverts vs. introverts. *Sleep*, 33: 1475-1485, 2010.
83. Rosso, IM, Makris, N, Britton, JC, Price, LM, Gold, AL, Zai, D, Bruyere, J, Deckersbach, T, **Killgore, WD**, & Rauch, SL. Anxiety sensitivity correlates with two indices of right anterior insula structure in specific animal phobia. *Depress Anxiety*, 27: 1104-1110, 2010.
84. **Killgore, WD**, Britton, JC, Price, LM, Gold, AL, Deckersbach, T, & Rauch, SL. Neural correlates of anxiety sensitivity during masked presentation of affective faces. *Depress Anxiety*, 28: 243-249, 2011.
85. **Killgore, WD**, Kamimori, GH, & Balkin, TJ. Caffeine protects against increased risk-taking propensity during severe sleep deprivation. *J Sleep Res* 20: 395-403, 2011.
86. Capaldi, VF, Guerrero, ML, & **Killgore, WD**. Sleep disruption among returning combat veterans from Iraq and Afghanistan. *Mil Med*, 176: 879-888, 2011.
87. Gruber, SA, Dahlgren, MK, Sagar, KA, Gonenc, A, & **Killgore, WD**. Age of onset of marijuana use impacts inhibitory processing. *Neurosci Lett* 511(2):89-94, 2012.
88. **Killgore, WD**, Grugle, NL, & Balkin, TJ. Gambling when sleep deprived: Don't bet on stimulants. *Chronobiol Int*, 29: 43-54, 2012
89. **Killgore, WD**, Capaldi, VF, & Guerrero, ML. Nocturnal polysomnographic correlates of daytime sleepiness. *Psychol Rep*, 110(10), 63-72, 2012.

90. **Killgore, WD**, Weber, M, Schwab, ZJ, DelDonno, SR, Kipman, M, Weiner, MR, & Rauch, SL. Grey matter correlates of trait and ability models of emotional intelligence. *Neuroreport* 23, 551-555, 2012.
91. **Killgore, WD**, Schwab, ZJ, Kipman, M, DelDonno, SR, Weber, M. Voxel-based morphometric grey matter correlates of daytime sleepiness. *Neurosci Lett*, 518(1), 10-13, 2012.
92. **Killgore, WD**, Schwab, ZJ, & Weiner, MR. Self-reported nocturnal sleep duration is associated with next-day resting state functional connectivity. *Neuroreport*, 23, 741-745, 2012.
93. **Killgore, WD**, & Schwab, ZJ. Sex differences in the association between physical exercise and cognitive ability. *Perceptual and Motor Skills*, 115, 605-617, 2012.
94. Kipman, M, Weber, M, Schwab, ZJ, DelDonno, SR, & **Killgore, WD**. A funny thing happened on the way to the scanner: Humor detection correlates with gray matter volume. *Neuroreport*, 23, 1059-1064, 2012.
95. Thomas, JJ, Hartman, AS, & **Killgore, WD**. Non-fat-phobic eating disorders: Why we need to investigate implicit associations and neural correlates. *International Journal of Eating Disorders*, 46, 416-419, 2013.
96. Weber, M, Webb, CA, & **Killgore, WD**. A brief and selective review of treatment approaches for sleep disturbance following traumatic brain injury. *Journal of Sleep Disorders and Therapy*, 2 (2), 1-5, 2013.
97. **Killgore, WD**, Schwab, ZJ, Weber, M, Kipman, M, DelDonno, SR, Weiner, MR, & Rauch, SL. Daytime sleepiness affects prefrontal regulation of food intake. *NeuroImage*, 71, 216-223, 2013.
98. **Killgore, WD**, Schwab, ZJ, Kipman, M, DelDonno, SR, & Weber, M. Insomnia-related complaints correlate with functional connectivity between sensory-motor regions. *Neuroreport*, 24, 233-240, 2013.
99. Webb, CA, Schwab, ZJ, Weber, M, DelDonno, SR, Kipman M, Weiner, MR, & **Killgore WD**. Convergent and divergent validity of integrative versus mixed model measures of emotional intelligence. *Intelligence*, 41, 149-156, 2013.
100. Weber, M, Webb, CA, DelDonno, SR, Kipman, M, Schwab, ZJ, Weiner, MR, & **Killgore, WD**. Habitual 'Sleep Credit' is associated with greater gray matter volume of the medial prefrontal cortex, higher emotional intelligence, and better mental health. *Journal of Sleep Research*, 22, 527-534, 2013.
101. Weber, M., **Killgore, WD**, Rosso, IM, Britton, JC, Schwab, ZJ, Weiner, MR, Simon, NM, Pollack, MH, & Rauch, SL. Voxel-based morphometric gray matter correlates of posttraumatic stress disorder. *Journal of Anxiety Disorders*, 27, 413-419, 2013.

102. **Killgore, WD**, Schwab, ZJ, Tkachenko, O, Webb, CA, DelDonno, SR, Kipman M, Rauch SL, and Weber M. Emotional intelligence correlates with functional responses to dynamic changes in facial trustworthiness. *Social Neuroscience*, 8, 334-346, 2013.
103. **Killgore, WD**, Weber, M, Schwab, ZJ, Kipman, M, DelDonno, SR, Webb, CA, & Rauch, SL. Cortico-limbic responsiveness to high-calorie food images predicts weight status among women. *International Journal of Obesity* (in press).
104. **Killgore, WD**. Self-reported sleep correlates with prefrontal-amygdala functional connectivity and emotional functioning. *Sleep* (in press).
105. **Killgore WD**, & Gogel, H. The Design Organization Test (DOT): Further Demonstration of Reliability and Validity as a Brief Measure of Visuospatial Ability. *Applied Neuropsychology: Adult* (in press).
106. **Killgore, WD**, Britton, JC, Schwab, ZJ, Price, LM, Weiner, MR, Gold, AL, Rosso, IM, Simon, NM, Pollack, MH, & Rauch, SL. Cortico-Limbic Responses to Masked Affective Faces Across PTSD, Panic Disorder, and Specific Phobia. *Depression & Anxiety* (in press).
107. **Killgore, WD**, Kipman, M, Schwab, ZJ, Tkachenko, O, Preer, L, Gogel, H, Bark, JS, Mundy, EA, Olsen, EA, & Weber, M. Physical exercise and brain responses to images of high calorie food. *Neuroreport* (in press).
108. Cohen-Gilbert, JE, **Killgore, WD**, White, CN, Schwab, ZJ, Crowley, DJ, Covell, MJ, & Silveri, MM. Differential influence of safe versus threatening facial expressions on decision-making during an inhibitory control task in adolescence and adulthood. *Developmental Science* (in press)
109. Dillon, DG, Rosso, IM, Pechtel, P, **Killgore, WD**, Rauch, SL, & Pizzagalli, DA. Peril and pleasure: An RDoC-inspired examination of threat responses and reward processing in anxiety and depression. *Depression and Anxiety* (in press).

### [Non-peer reviewed scientific or medical publications/materials in print or other media](#)

#### Reviews/Chapters/Editorials

1. **Killgore, WD**. Cortical and limbic activation during visual perception of food. In Dube, L, Bechara, A, Dagher, A, Drewnowski, A, Lebel, J, James, P, & Yada, R. (Eds), *Obesity Prevention: The Role of Brain and Society on Individual Behavior*. Elsevier, Boston, 2010, pp. 57-71.
2. **Killgore, WD**. Asleep at the trigger: Warfighter judgment and decision-making during prolonged wakefulness. In Bartone, P. (Ed), *Applying Research Psychology to Improve Performance and Policy*. 2010, pp. 59-77.
3. **Killgore, WD**. Effects of Sleep Deprivation on Cognition. In Kerkhof, G. & Van Dongen, H. *Progress in Brain Research: Sleep and Cognition*. Elsevier, B.V. New York, 2010, pp. 105-129.

4. **Killgore, WD.** Caffeine and other alerting agents. In Thorpy, M. & Billiard, M. (Eds), *Sleepiness: Causes, Consequences, Disorders and Treatment*. Cambridge University Press, UK, 2011, pp. 430-443.
5. **Killgore WD.** Priorities and challenges for caffeine research: Energy drinks, PTSD, and withdrawal reversal. *The Experts Speak Column, J Caffeine Res*, 1, 11-12, 2011.
6. **Killgore, WD.** Odor identification ability predicts executive function deficits following sleep deprivation. In Lee-Chiong, T (Ed), *Best of Sleep Medicine 2011*. National Jewish Health, Denver CO, 2011, pp. 31-33.
7. **Killgore, WD.** Socio-emotional and neurocognitive effects of sleep loss. In Matthews, G. (Ed), *Handbook of Operator Fatigue*. Ashgate, London UK, 2012, pp. 227-243.
8. **Killgore, WD.** Sleepless nights and bulging waistlines (Editorial). *Journal of Sleep Disorders: Treatment and Care*, 1(1), doi: [10.4172/jsdtc.1000e101](https://doi.org/10.4172/jsdtc.1000e101), 2012.
9. **Killgore, WD, & Penetar, DM.** Sleep and Military Operational Effectiveness. In Kushida, CA (Ed), *The Encyclopedia of Sleep*, 2013, vol. 1, pp. 311-319. Academic Press, Waltham, MA.
10. **Killgore, WD, Weiner, MR, & Schwab, ZJ.** Sleep deprivation, personality, and psychopathic changes. In Kushida, CA (Ed), *The Encyclopedia of Sleep*, 2013, vol. 1, pp. 264-271. Academic Press, Waltham, MA.
11. Schoenberg, MR, & **Killgore, WD.** Psychologic and Psychiatric Assessment. In Kushida, CA (Ed), *The Encyclopedia of Sleep*, 2013, vol. 2, pp. 23-26. Academic Press, Waltham, MA.
12. **Killgore, WD.** Sleep loss and performance. In Moore, BA, & Barnett, JE (Eds), *Military Psychologists' Desk Reference*, 2013, pp. 241-246. Oxford University Press, New York.
13. **Killgore WD & Weber, M.** Sleep deprivation and cognitive performance. In Bianchi, M (Ed), *Sleep Deprivation and Disease: Effects on the Body, Brain and Behavior*. Springer, New York. (in press).
14. Weber, M., & **Killgore, WD.** What are the emerging therapeutic uses of bright light therapy for neurological disorders? (Editorial). *Future Neurology* (in press).

#### **Published U.S. Government Technical Reports**

1. **Killgore, WD, Estrada, A, Rouse, T, Wildzunas, RM, Balkin, TJ.** Sleep and performance measures in soldiers undergoing military relevant training. USAARL Report No. 2009-13. June, 2009.
2. Kelley, AM, **Killgore, WD, Athy, JR, Dretsch, M.** Risk propensity, risk perception, and

sensation seeking in U.S. Army Soldiers: A preliminary study of a risk assessment battery. USAARL Report No. 2010-02. DTIC #: ADA511524. October, 2009.

### Professional educational materials or reports, in print or other media

1. **Killgore, WD, & Bailey, JD.** Sleep History And Readiness Predictor (SHARP). Silver Spring, MD: Walter Reed Army Institute of Research; 2006. Computer program for predicting cognitive status based on actigraphically recorded sleep history. Patent Pending.

### Thesis

1. **Killgore, WD.** Senior Honors Thesis: Perceived intensity of lateral facial asymmetry of spontaneous vs. posed emotional expressions. Albuquerque, NM: University of New Mexico;1990. *\*(Outstanding Psychology Senior Honors Thesis, UNM-1990).*
2. **Killgore, WD.** Masters Thesis: Interaction of visual field and lateral facial asymmetry on the perceived intensity of emotional expressions in depressed and non-depressed subjects. Lubbock, TX: Texas Tech University;1992.
3. **Killgore, WD.** Dissertation: Development and validation of a new instrument for the measurement of transient mood states: The facial analogue mood scale (FAMS). Lubbock, TX: Texas Tech University;1995.

### Abstracts, Poster Presentations and Exhibits Presented at Professional Meetings

1. **Killgore, WD.** Development and validation of a new instrument for the measurement of transient mood states: The facial analogue mood scale (FAMS) [Abstract]. Dissertation Abstracts International: Section B: The Sciences & Engineering 1995; 56 (6-B): 3500.
2. **Killgore, WDS, & Locke, B.** A nonverbal instrument for the measurement of transient mood states: The Facial Analogue Mood Scale (FAMS) [Abstract]. Proceedings of the Annual Conference of the Oklahoma Center for Neurosciences 1996, Oklahoma City, OK.
3. **Killgore, WDS, Scott, JG, Oommen, KJ, & Jones, H.** Lateralization of seizure focus and performance on the MMPI-2 [Abstract]. Proceedings of the Annual Conference of the Oklahoma Center for Neurosciences 1996, Oklahoma City, OK.
4. **Killgore, WDS, & Adams, RL.** Vocabulary ability and Boston Naming Test performance: Preliminary guidelines for interpretation [Abstract]. Archives of Clinical Neuropsychology 1997; 13(1).
5. **Killgore, WDS, Glosser, G, Cooke, AN, Grossman, M, Maldjian, J, Judy, K, Baltuch, G, King, D, Alsop, D, & Detre, JA.** Functional activation during verbal memory encoding in patients with lateralized focal lesions [Abstract]. Epilepsia 1998; 39(Suppl. 6): 99.
6. **Killgore, WDS.** A new method for assessing subtle cognitive deficits: The Clock Trail

- Making Test [Abstract]. Archives of Clinical Neuropsychology 1998; 14(1): 92.
7. **Killgore, WDS, & DellaPietra, L.** Item response biases on the WMS-III Auditory Delayed Recognition Subtests [Abstract]. Archives of Clinical Neuropsychology 1998; 14(1): 92.
  8. **Killgore, WDS, Glosser, G, Alsop, DC, Cooke, AN, McSorley, C, Grossman, M, & Detre, JA.** Functional activation during material specific memory encoding [Abstract]. NeuroImage 1998; 7: 811.
  9. **Killgore, WDS, & DellaPietra, L.** Using the WMS-III to detect malingering: Empirical development of the Rarely Missed Index. [Abstract]. Journal of the International Neuropsychological Society 1999; 5(2).
  10. **Killgore, WDS, Glosser, G, & Detre, JA.** Prediction of seizure outcome following anterior temporal lobectomy: fMRI vs. IAT [Abstract]. Archives of Clinical Neuropsychology 1999; 14(1): 143.
  11. **Killgore, WDS, Glosser, G, King, D, French, JA, Baltuch, G, & Detre, JA.** Functional MRI lateralization during memory encoding predicts seizure outcome following anterior temporal lobectomy [Abstract]. Journal of the International Neuropsychological Society 1999; 5(2): 122.
  12. **Killgore, WDS, Casasanto, DJ, Maldjian, JA, Alsop, DC, Glosser, G, French, J, & Detre, J. A.** Functional activation of mesial temporal lobe during nonverbal encoding [abstract]. Epilepsia, 1999; 40 (Supplement 7): 188.
  13. **Killgore, WDS, Casasanto, DJ, Maldjian, JA, Gonzales-Atavales, J, & Detre, JA.** Associative memory for faces preferentially activates the left amygdala and hippocampus [abstract]. Journal of the International Neuropsychological Society, 2000; 6: 157.
  14. Casasanto, DJ, **Killgore, WDS, Maldjian, JA, Gonzales-Atavales, J, Glosser, G, & Detre, JA.** Task-dependent and task-invariant activation in mesial temporal lobe structures during fMRI explicit encoding tasks [abstract]. Journal of the International Neuropsychological Society, 2000; 6: 134. [*Winner of Rennick Research Award*].
  15. **Killgore, WDS, Glahn, D, & Casasanto, DJ.** Development and validation of the Design Organization Test (DOT): A rapid screening instrument for assessing for visuospatial ability [abstract]. Journal of the International Neuropsychological Society, 2000; 6: 147.
  16. Casasanto DJ, **Killgore, WDS, Glosser, G, Maldjian, JA, & Detre, JA.** Hemispheric specialization during episodic memory encoding in the human hippocampus and MTL. Proceedings of the Society for Cognitive Science 2000: Philadelphia, PA.
  17. Casasanto, DJ, Glosser, G, **Killgore, WDS, Siddiqi, F, Falk, M, Maldjian, J, Lev-Reis, I, & Detre, JA.** fMRI evidence for the functional reserve model of post-ATL neuropsychological outcome prediction. Poster Presented at the David Mahoney Institute of Neurological Sciences 17th Annual Neuroscience Retreat, University of Pennsylvania, April 17, 2000.

18. Casasanto, DJ, **Killgore, WDS**, Maldjian, JA, Glosser, G, Grossman, M, Alsop, D. C, & Detre, JA. Neural Correlates of Successful and Unsuccessful Verbal Encoding [abstract]. *Neuroimage*, 2000 11: S381.
19. Siddiqui, F, Casasanto, DJ, **Killgore, WDS**, Detre, JA, Glosser, G, Alsop, DC, & Maldjian, JA. Hemispheric effects of frontal lobe tumors on mesial temporal lobe activation during scene encoding [abstract]. *Neuroimage*, 2000 11: S448.
20. Oki, M, Gruber, SA, **Killgore, WDS**, Yurgelun-Todd, DA. Bilateral thalamic activation occurs during lexical but not semantic processing [abstract]. *Neuroimage*, 2000 11: S353.
21. Yurgelun-Todd, DA, Gruber, SA, **Killgore, WDS**, & Tohen, M. Neuropsychological performance in first-episode bipolar disorder [Abstract]. *Collegium Internationale Neuro-Psychopharmacologicum*. Brussels, Belgium. July, 2000.
22. **Killgore, WDS**, & DellaPietra, L. Detecting malingering with the WMS-III: A revision of the Rarely Missed Index (RMI) [abstract]. *Journal of the International Neuropsychological Society*, 2001; 7 (2): 143-144.
23. Casasanto, DJ, Glosser, G, **Killgore, WDS**, Siddiqui, F, Falk, M, Roc, A, Maldjian, JA, Levy-Reis, I, Baltuch, G, & Detre, JA. Presurgical fMRI predicts memory outcome following anterior temporal lobectomy [abstract]. *Journal of the International Neuropsychological Society*, 2001; 7 (2): 183.
24. **Killgore, WDS**, & Yurgelun-Todd, DA. Amygdala but not hippocampal size predicts verbal memory performance in bipolar disorder [abstract]. *Journal of the International Neuropsychological Society*, 2001; 7 (2): 250-251.
25. **Killgore, WDS**, Kanayama, G, & Yurgelun-Todd, DA. Sex differences in functional activation of the amygdala during the perception of happy faces [abstract]. *Journal of the International Neuropsychological Society*, 2001; 7 (2): 198.
26. **Killgore, WDS**, Gruber, SA, Oki, M, & Yurgelun-Todd, DA. Amygdalar volume and verbal memory in schizophrenia and bipolar disorder: A correlative MRI study [abstract]. Meeting of the International Congress on Schizophrenia Research. Whistler, British Columbia. April 2001.
27. Kanayama, G, **Killgore, WDS**, Gruber, SA, & Yurgelun-Todd, DA. FMRI BOLD activation of the supramarginal gyrus in schizophrenia [abstract]. Meeting of the International Congress on Schizophrenia Research. Whistler, British Columbia. April 2001.
28. Gruber, SA, **Killgore, WDS**, Renshaw, PF, Pope, HG. Jr, Yurgelun-Todd, DA. Gender differences in cerebral blood volume after a 28-day washout period in chronic marijuana smokers [abstract]. Meeting of the International Congress on Schizophrenia Research. Whistler, British Columbia. April 2001.
29. Rohan, ML, **Killgore, WDS**, Eskesen, JG, Renshaw, PF, & Yurgelun-Todd, DA. Match-warped EPI anatomic images and the amygdala: Imaging in hard places. *Proceedings of the*

International Society for Magnetic Resonance in Medicine, 2001; 9: 1237.

30. **Killgore, WDS & Yurgelun-Todd, DA.** Developmental changes in the lateralized activation of the prefrontal cortex and amygdala during the processing of facial affect [Abstract]. Oral platform paper presented at the 30th Annual Meeting of the International Neuropsychological Society, Toronto, Ontario, Canada, February 13-16, 2002.
31. Yurgelun-Todd, DA. & **Killgore, WDS.** Gray and white matter volume during adolescence correlates with cognitive performance: A morphometric MRI study [Abstract]. Oral platform paper presented at the 30th Annual Meeting of the International Neuropsychological Society, Toronto, Ontario, Canada, February 13-16, 2002.
32. **Killgore, WDS, Reichardt, R. Kautz, M, Belenky, G, Balkin, T, & Wesensten, N.** Daytime melatonin-zolpidem cocktail: III. Effects on salivary melatonin and performance [abstract]. Poster presented at the 17th Annual Meeting of the Associated Professional Sleep Societies, Chicago, Illinois, June 3-8, 2003.
33. **Killgore, WDS, Young, AD, Femia, LA, Bogorodzki, P, Rogowska, J, & Yurgelun-Todd, DA.** Cortical and limbic activation during viewing of high- versus low-calorie foods [abstract]. Poster Presented at the Organization for Human Brain Mapping Annual Meeting, New York, NY, June 18-22, 2003.
34. **Killgore, WDS, & Yurgelun-Todd, DA.** Amygdala activation during masked presentations of sad and happy faces [abstract]. Poster presented at the Organization for Human Brain Mapping Annual Meeting, New York, NY, June 18-22, 2003.
35. **Killgore, WDS, Stetz, MC, Castro, CA, & Hoge, CW.** Somatic and emotional stress symptom expression prior to deployment by soldiers with and without previous combat experience [abstract]. Poster presented at the 6th Annual Force Health Protection Conference, Albuquerque, NM, August, 11-17, 2003. [*\*Best Paper Award*]
36. Wesensten, NJ, Balkin, TJ, Thorne, D, **Killgore, WDS, Reichardt, R, & Belenky, G.** Caffeine, dextroamphetamine, and modafinil during 85 hours of sleep deprivation: I. Performance and alertness effects [abstract]. Poster presented at the 75th Annual Meeting of the Aerospace Medical Association, Anchorage, AK, May 2-6 2004.
37. **Killgore, WDS, Braun, AR, Belenky, G, Wesensten, NJ, & Balkin, TJ.** Regional cerebral metabolic correlates of electroencephalographic activity during stage-2 and slow-wave sleep: An H215O PET Study [abstract]. Oral platform presentation at the 18th Associated Professional Sleep Societies Annual Meeting, Philadelphia, PA, June 5-10, 2004.
38. **Killgore, WDS, Arora, NS, Braun, AR, Belenky, G, Wesensten, NJ, & Balkin, TJ.** Sleep strengthens the effective connectivity among cortical and subcortical regions: Evidence for the restorative effects of sleep using H215O PET [abstract]. Poster presented at the 17th Congress of the European Sleep Research Society, Prague, Czech Republic, October 5-9, 2004.
39. **Killgore, WDS, Arora, NS, Braun, AR, Belenky, G, Wesensten, NJ, & Balkin, TJ** An

H2150 PET study of regional cerebral activation during stage 2 sleep [abstract]. Poster presented at the 17th Congress of the European Sleep Research Society, Prague, Czech Republic, October 5-9, 2004.

40. Wesensten, N, **Killgore, WDS**, Belenky, G, Reichardt, R, Thorne, D, & Balkin, T. Caffeine, dextroamphetamine, and modafinil during 85 H of sleep deprivation. II. Effects of tasks of executive function [abstract]. Poster presented at the 17th Congress of the European Sleep Research Society, Prague, Czech Republic, October 5-9, 2004.
41. Balkin, T, Reichardt, R, Thorne, D, **Killgore, WDS**, Belenky, G, & Wesensten, N. Caffeine, dextroamphetamine, and modafinil during 85 hours of sleep deprivation. I. Psychomotor vigilance and objective alertness effects [abstract]. Oral paper presentation at the 17th Congress of the European Sleep Research Society, Prague, Czech Republic, October 5-9, 2004.
42. Belenky, G, Reichardt, R, Thorne, D, **Killgore, WDS**, Balkin, T, & Wesensten, N. Caffeine, dextroamphetamine, and modafinil during 85 hours of sleep deprivation. III. Effect on recovery sleep and post-recovery sleep performance [abstract]. Oral paper presentation at the 17th Congress of the European Sleep Research Society, Prague, Czech Republic, October 5-9, 2004.
43. Vo, A, Green, J, Campbell, W, **Killgore, WDS**, Labutta, R, & Redmond, D. The quantification of disrupted sleep in migraine via actigraphy: A pilot study [abstract]. Abstract presented at the Associated Professional Sleep Societies 19th Annual Meeting, Denver, CO, June 18-23, 2005. SLEEP, 28 (Supplement), A281.
44. Kendall, AP, **Killgore, WDS**, Kautz, M, & Russo, MB. Left-visual field deficits in attentional processing after 40 hours of sleep deprivation [abstract]. Abstract presented at the Associated Professional Sleep Societies 19th Annual Meeting, Denver, CO, June 18-23, 2005. SLEEP, 28 (Supplement), A143.
45. Reichardt, RM, Grugle, NL, Balkin, TJ, & **Killgore, WDS**. Stimulant countermeasures, risk propensity, and IQ across 2 nights of sleep deprivation [abstract]. Abstract presented at the Associated Professional Sleep Societies 19th Annual Meeting, Denver, CO, June 18-23, 2005. SLEEP, 28 (Supplement), A145.
46. Killgore, DB, McBride, SA, Balkin, TJ, & **Killgore, WDS**. Post-stimulant hangover: The effects of caffeine, modafinil, and dextroamphetamine on sustained verbal fluency following sleep deprivation and recovery sleep [abstract]. Abstract presented at the Associated Professional Sleep Societies 19th Annual Meeting, Denver, CO, June 18-23, 2005. SLEEP, 28 (Supplement), A137.
47. **Killgore, WDS**, Balkin, TJ, & Wesensten, NJ. Impaired decision-making following 49 hours of sleep deprivation [abstract]. Abstract presented at the Associated Professional Sleep Societies 19th Annual Meeting, Denver, CO, June 18-23, 2005. SLEEP, 28 (Supplement), A138.
48. **Killgore, WDS**, McBride, SA, Killgore, DB, & Balkin, TJ. Stimulant countermeasures and

risk propensity across 2 nights of sleep deprivation [abstract]. Abstract presented at the Associated Professional Sleep Societies 19th Annual Meeting, Denver, CO, June 18-23, 2005. SLEEP, 28 (Supplement), A136.

49. McBride, SA, Balkin, TJ, & **Killgore, WDS**. The effects of 24 hours of sleep deprivation on odor identification accuracy [abstract]. Abstract presented at the Associated Professional Sleep Societies 19th Annual Meeting, Denver, CO, June 18-23, 2005. SLEEP, 28 (Supplement), A137.
50. Picchioni, D, **Killgore, WDS**, Braun, AR, & Balkin, TJ. PET correlates of EEG activity during non-REM sleep. Poster presentation at the annual UCLA/Websciences Sleep Training Workshop, Lake Arrowhead, CA, September, 2005.
51. **Killgore, WDS**, Killgore, DB, McBride, SA, & Balkin, TJ. Sustained verbal fluency following sleep deprivation and recovery sleep: The effects of caffeine, modafinil, and dextroamphetamine. Poster presented at the 34th Meeting of the International Neuropsychological Society, Boston, MA, February 1-4, 2006.
52. **Killgore, WDS**, Balkin, TJ, & Wesensten, NJ. Decision-making is impaired following 2-days of sleep deprivation. Poster presented at the 34th Meeting of the International Neuropsychological Society, Boston, MA, February 1-4, 2006.
53. **Killgore, WDS**, & Yurgelun-Todd, DA. Neural correlates of emotional intelligence in adolescent children. Poster presented at the 34th Meeting of the International Neuropsychological Society, Boston, MA, February 1-4, 2006.
54. **Killgore, WDS**, & Yurgelun-Todd, DA. Social anxiety predicts amygdala activation in adolescents viewing fearful faces. Poster presented at the 34th Meeting of the International Neuropsychological Society, Boston, MA, February 1-4, 2006.
55. McBride, SA & **Killgore, WDS**. Sleepy people smell worse: Olfactory deficits following extended wakefulness. Paper presented at the Workshop on Trace Gas Detection Using Artificial, Biological, and Computational Olfaction. Monell Chemical Senses Center, Philadelphia, PA, March 29-31, 2006.
56. **Killgore, WDS**, Day LM, Li, C, Kamimori, GH, Balkin, TJ, & Killgore DB. Moral reasoning is affected by sleep deprivation [abstract]. Abstract presented at the 20th Meeting of the Associated Professional Sleep Societies, Salt Lake City, UT, June 17-22, 2006. SLEEP, 29 (Supplement), A137.
57. **Killgore, WDS**, Killgore DB, Kahn-Green, E, Conrad, A, Balkin, TJ, & Kamimori, G. H. Introversion-Extroversion predicts resilience to sleep loss [abstract]. Abstract presented at the 20th Meeting of the Associated Professional Sleep Societies, Salt Lake City, UT, June 17-22, 2006. SLEEP, 29 (Supplement), A137.
58. Newman, R, Kamimori, GH, **Killgore, WDS**. Sleep deprivation diminishes constructive thinking [abstract]. Abstract presented at the 20th Meeting of the Associated Professional Sleep Societies, Salt Lake City, UT, June 17-22, 2006. SLEEP, 29 (Supplement), A136-137.

59. Huck, NO, Kendall, AP, McBride, SA, **Killgore, WDS**. The perception of facial emotion is enhanced by psychostimulants following two nights of sleep deprivation [abstract]. Abstract presented at the 20th Meeting of the Associated Professional Sleep Societies, Salt Lake City, UT, June 17-22, 2006. SLEEP, 29 (Supplement), A136.
60. O'Sullivan, M, Reichardt, RM, Krugler, AL, Killgore, DB, & **Killgore, WDS**. Premorbid intelligence correlates with duration and quality of recovery sleep following sleep deprivation [abstract]. Abstract presented at the 20th Meeting of the Associated Professional Sleep Societies, Salt Lake City, UT, June 17-22, 2006. SLEEP, 29 (Supplement), A372.
61. McBride, SA, **Killgore, WDS**, Kahn-Green, E, Conrad, A, & Kamimori, GH. Caffeine administered to maintain overnight alertness does not disrupt performance during the daytime withdrawal period [abstract]. Abstract presented at the 20th Meeting of the Associated Professional Sleep Societies, Salt Lake City, UT, June 17-22, 2006. SLEEP, 29 (Supplement), A136.
62. McBride, SA, Killgore DB, Balkin, TJ, Kamimori, GH, & **Killgore, WDS**. Sleepy people smell worse: Olfactory decrements as a function of sleep deprivation [abstract]. Abstract presented at the 20th Meeting of the Associated Professional Sleep Societies, Salt Lake City, UT, June 17-22, 2006. SLEEP, 29 (Supplement), A135.
63. Day, LM, Li, C, Killgore, DB, Kamimori, GH, & **Killgore, WDS**. Emotional intelligence moderates the effect of sleep deprivation on moral reasoning [abstract]. Abstract presented at the 20th Meeting of the Associated Professional Sleep Societies, Salt Lake City, UT, June 17-22, 2006. SLEEP, 29 (Supplement), A135.
64. Murray, CJ, Killgore, DB, Kamimori, GH, & **Killgore, WDS**. Individual differences in stress management capacity predict responsiveness to caffeine during sleep deprivation [abstract]. Abstract presented at the 20th Meeting of the Associated Professional Sleep Societies, Salt Lake City, UT, June 17-22, 2006. SLEEP, 29 (Supplement), A43.
65. Murray, CJ, Newman, R, O'Sullivan, M, Killgore, DB, Balkin, TJ, & **Killgore, WDS**. Caffeine, dextroamphetamine, and modafinil fail to restore Stroop performance during sleep deprivation [abstract]. Abstract presented at the 20th Meeting of the Associated Professional Sleep Societies, Salt Lake City, UT, June 17-22, 2006. SLEEP, 29 (Supplement), A370-371.
66. Richards, J, Killgore, DB, & **Killgore, WDS**. The effect of 44 hours of sleep deprivation on mood using the Visual Analog Mood Scales [abstract]. Abstract presented at the 20th Meeting of the Associated Professional Sleep Societies, Salt Lake City, UT, June 17-22, 2006. SLEEP, 29 (Supplement), A132.
67. Richards, J, & **Killgore, WDS**. The effect of caffeine, dextroamphetamine, and modafinil on alertness and mood during sleep deprivation [abstract]. Abstract presented at the 20th Meeting of the Associated Professional Sleep Societies, Salt Lake City, UT, June 17-22, 2006. SLEEP, 29 (Supplement), A43.
68. Lipizzi, EL, Leavitt, BP, Killgore, DB, Kamimori, GH, & **Killgore, WDS**. Decision making

capabilities decline with increasing duration of wakefulness [abstract]. Abstract presented at the 20th Meeting of the Associated Professional Sleep Societies, Salt Lake City, UT, June 17-22, 2006. SLEEP, 29 (Supplement), A131.

69. Lipizzi, EL, Killgore, DB, Kahn-Green, E, Kamimori, GH, & **Killgore, WDS**. Emotional intelligence scores decline during sleep deprivation [abstract]. Abstract presented at the 20th Meeting of the Associated Professional Sleep Societies, Salt Lake City, UT, June 17-22, 2006. SLEEP, 29 (Supplement), A131.
70. Kahn-Green, E, Day, L, Conrad, A, Leavitt, BP, Killgore, DB, & **Killgore, WDS**. Short-term vs. long-term planning abilities: Differential effects of stimulants on executive function in sleep deprived individuals [abstract]. Abstract presented at the 20th Meeting of the Associated Professional Sleep Societies, Salt Lake City, UT, June 17-22, 2006. SLEEP, 29 (Supplement), A370.
71. Kahn-Green, E, Conrad, A, Killgore, DB, Kamimori, GH, & **Killgore, WDS**. Tired and frustrated: Using a projective technique for assessing responses to stress during sleep deprivation [abstract]. Abstract presented at the 20th Meeting of the Associated Professional Sleep Societies, Salt Lake City, UT, June 17-22, 2006. SLEEP, 29 (Supplement), A130.
72. Killgore, DB, Kahn-Green, E, Balkin, TJ, Kamimori, GH, & **Killgore, WDS**. 56 hours of wakefulness is associated with a sub-clinical increase in symptoms of psychopathology [abstract]. Abstract presented at the 20th Meeting of the Associated Professional Sleep Societies, Salt Lake City, UT, June 17-22, 2006. SLEEP, 29 (Supplement), A130.
73. Killgore, DB, McBride, SA, Balkin, TJ, Leavitt, BP, & **Killgore, WDS**. Modafinil improves humor appreciation during sleep deprivation [abstract]. Abstract presented at the 20th Meeting of the Associated Professional Sleep Societies, Salt Lake City, UT, June 17-22, 2006. SLEEP, 29 (Supplement), A42.
74. Reichardt, RM, Killgore, DB, Lipizzi, EL, Li, CJ, Krugler, AL, & **Killgore, WDS**. The effects of stimulants on recovery sleep and post-recovery verbal performance following 61-hours of sleep deprivation [abstract]. Abstract presented at the 20th Meeting of the Associated Professional Sleep Societies, Salt Lake City, UT, June 17-22, 2006. SLEEP, 29 (Supplement), A42.
75. Bailey, JD, Richards, J, & **Killgore, WDS**. Prediction of mood fluctuations during sleep deprivation with the SAFTE Model [abstract]. Abstract presented at the 20th Meeting of the Associated Professional Sleep Societies, Salt Lake City, UT, June 17-22, 2006. SLEEP, 29 (Supplement), A60.
76. Kendall, AP, McBride, S. A, & **Killgore, WDS**. Visuospatial perception of line orientation is resistant to one night of sleep loss [abstract]. Abstract presented at the 20th Meeting of the Associated Professional Sleep Societies, Salt Lake City, UT, June 17-22, 2006. SLEEP, 29 (Supplement), A369.
77. Kendall, AP, McBride, SA, Kamimori, GH, & **Killgore, WDS**. The interaction of coping skills and stimulants on sustaining vigilance: Poor coping may keep you up at night

[abstract]. Abstract presented at the 20th Meeting of the Associated Professional Sleep Societies, Salt Lake City, UT, June 17-22, 2006. SLEEP, 29 (Supplement), A129.

78. Muckle, A, Killgore, DB, & **Killgore, WDS**. Gender differences in the effects of stimulant medications on the ability to estimate unknown quantities when sleep deprived [abstract]. Abstract presented at the 20th Meeting of the Associated Professional Sleep Societies, Salt Lake City, UT, June 17-22, 2006. SLEEP, 29 (Supplement), A369.
79. Krugler, AL, **Killgore, WDS**, & Kamimori, G. H. Trait anger predicts resistance to sleep loss [abstract]. Abstract presented at the 20th Meeting of the Associated Professional Sleep Societies, Salt Lake City, UT, June 17-22, 2006. SLEEP, 29 (Supplement), A129.
80. **Killgore, WDS**, Cotting, DI, Vo, A. H, Castro, CA, & Hoge, CW. The invincibility syndrome: Combat experiences predict risk-taking propensity following redeployment [abstract]. Abstract presented at the 9th Annual Force Health Protection Conference, Albuquerque, NM, August 6-11, 2006.
81. **Killgore, WDS**, Wesensten, NJ, & Balkin, TJ. Stimulants improve tactical but not strategic planning during prolonged wakefulness [abstract]. Abstract presented at the 9th Annual Force Health Protection Conference, Albuquerque, NM, August 6-11, 2006.
82. **Killgore, WDS**, Balkin, TJ, Wesensten, NJ, & Kamimori, G. H. The effects of sleep loss and caffeine on decision-making [abstract]. Abstract presented at the 9th Annual Force Health Protection Conference, Albuquerque, NM, August 6-11, 2006.
83. **Killgore, WDS**, Balkin, TJ, & Kamimori, GH. Sleep loss can impair moral judgment [abstract]. Abstract presented at the 9th Annual Force Health Protection Conference, Albuquerque, NM, August 6-11, 2006.
84. **Killgore, WDS**, Lipizzi, EL, Reichardt, RM, Kamimori, GH, & Balkin, TJ. Can stimulants reverse the effects of sleep deprivation on risky decision-making [abstract]? Abstract presented at the 25th Army Science Conference, Orlando, FL, November 27-30, 2006.
85. **Killgore, WDS**, Killgore, DB, Kamimori, GH, & Balkin, TJ. Sleep deprivation impairs the emotional intelligence and moral judgment capacities of Soldiers [abstract]. Abstract presented at the 25th Army Science Conference, Orlando, FL, November 27-30, 2006.
86. **Killgore, WDS**, Cotting, DI, Vo, AH, Castro, C.A, & Hoge, CW. The post-combat invincibility syndrome: Combat experiences increase risk-taking propensity following deployment [abstract]. Abstract presented at the 25th Army Science Conference, Orlando, FL, November 27-30, 2006.
87. Adam, GE, Szelenyi, ER, **Killgore, WD**, & Lieberman, HR. A double-blind study of two days of caloric deprivation: Effects on judgment and decision-making. Oral paper presentation at the Annual Scientific Meeting of the Aerospace Medical Association, New Orleans, LA, May, 2007.
88. Killgore, DB, Kahn-Greene, ET, Kamimori, GH, & **Killgore, WD**. The effects of acute caffeine withdrawal on short category test performance in sleep deprived individuals

[abstract]. Abstract presented at the 21st Meeting of the Associated Professional Sleep Societies, Minneapolis, MN, June 9-14, 2007. SLEEP, 30 (Supplement), A43.

89. Richards, JM, Lipizzi, EL, Kamimori, GH, & **Killgore, WD**. Extroversion predicts change in attentional lapses during sleep deprivation [abstract]. Abstract presented at the 21st Meeting of the Associated Professional Sleep Societies, Minneapolis, MN, June 9-14, 2007. SLEEP, 30 (Supplement), A137.
90. Lipizzi, EL, Richards, JM, Balkin, TJ, Grugle, NL, & **Killgore, WD**. Morningness-Eveningness and Intelligence [abstract]. Abstract presented at the 21st Meeting of the Associated Professional Sleep Societies, Minneapolis, MN, June 9-14, 2007. SLEEP, 30 (Supplement), A345.
91. Lipizzi, EL, Richards, Balkin, TJ, Grugle, NL, & **Killgore WD**. Morningness-Eveningness affects risk-taking propensity during sleep deprivation [abstract]. Abstract presented at the 21st Meeting of the Associated Professional Sleep Societies, Minneapolis, MN, June 9-14, 2007. SLEEP, 30 (Supplement), A136.
92. McBride, SA, Ganesan, G, Kamimori, GH, & **Killgore, WD**. Odor identification ability predicts vulnerability to attentional lapses during 77 hours of sleep deprivation [abstract]. Abstract presented at the 21st Meeting of the Associated Professional Sleep Societies, Minneapolis, MN, June 9-14, 2007. SLEEP, 30 (Supplement), A135.
93. Smith, KL, McBride, S. A, Kamimori, GH, & **Killgore, WD**. Individual differences in odor discrimination predict mood dysregulation following 56 hours of sleep deprivation [abstract]. Abstract presented at the 21st Meeting of the Associated Professional Sleep Societies, Minneapolis, MN, June 9-14, 2007. SLEEP, 30 (Supplement), A136.
94. McBride, SA, Leavitt, BP, Kamimori, GH, & **Killgore, WD**. Odor identification accuracy predicts resistance to sleep loss. Abstract presented at the 21st Meeting of the Associated Professional Sleep Societies, Minneapolis, MN, June 9-14, 2007. SLEEP, 30 (Supplement), A137.
95. Killgore, DB, McBride, SA, Balkin, TJ, Grugle, NL. & **Killgore, WD**. Changes in odor discrimination predict executive function deficits following 45 hours of wakefulness [abstract]. Abstract presented at the 21st Meeting of the Associated Professional Sleep Societies, Minneapolis, MN, June 9-14, 2007. SLEEP, 30 (Supplement), A136.
96. Rupp, TL, Killgore, DB, Balkin, TJ, Grugle, NL, & **Killgore, WD**. The effects of modafinil, dextroamphetamine, and caffeine on verbal and nonverbal fluency in sleep deprived individuals [abstract]. Abstract presented at the 21st Meeting of the Associated Professional Sleep Societies, Minneapolis, MN, June 9-14, 2007. SLEEP, 30 (Supplement), A43.
97. Newman, RA, Krugler, AL, Kamimori, GH, & **Killgore, WD**. Changes in state and trait anger following 56 hours of sleep deprivation [abstract]. Abstract presented at the 21st Meeting of the Associated Professional Sleep Societies, Minneapolis, MN, June 9-14, 2007. SLEEP, 30 (Supplement), A138.

98. Rupp, TL, Grugle, NL, Krugler, AL, Balkin, TJ, & **Killgore, WD**. Caffeine, dextroamphetamine, and modafinil improve PVT performance after sleep deprivation and recovery sleep [abstract]. Abstract presented at the 21st Meeting of the Associated Professional Sleep Societies, Minneapolis, MN, June 9-14, 2007. SLEEP, 30 (Supplement), A44.
99. **Killgore, WD**, Lipizzi, EL, Balkin, TJ, Grugle, NL, & Killgore, DB. The effects of sleep deprivation and stimulants on self-reported sensation seeking propensity [abstract]. Abstract presented at the 21st Meeting of the Associated Professional Sleep Societies, Minneapolis, MN, June 9-14, 2007. SLEEP, 30 (Supplement), A42.
100. **Killgore, WD**, Richards, JM, Balkin, TJ, Grugle, NL, & Killgore DB. The effects of sleep deprivation and stimulants on risky behavior [abstract]. Abstract presented at the 21st Meeting of the Associated Professional Sleep Societies, Minneapolis, MN, June 9-14, 2007. SLEEP, 30 (Supplement), A41.
101. Newman, RA, Smith, KL, Balkin, TJ, Grugle, NL, & **Killgore, WD**. The effects of caffeine, dextroamphetamine, and modafinil on executive functioning following 45 hours of sleep deprivation [abstract]. Abstract presented at the 21st Meeting of the Associated Professional Sleep Societies, Minneapolis, MN, June 9-14, 2007. SLEEP, 30 (Supplement), A45.
102. Richards, JM, Lipizzi, EL, Balkin, TJ, Grugle, NL, & **Killgore, WD**. Objective alertness predicts mood changes during 44 hours of sleep deprivation [abstract]. Abstract presented at the 21st Meeting of the Associated Professional Sleep Societies, Minneapolis, MN, June 9-14, 2007. SLEEP, 30 (Supplement), A56.
103. **Killgore, WD**, & Yurgelun-Todd, DA. Cortical and Limbic Activation in Response to Visual Images of Low and High-Caloric Food [abstract]. Oral symposium presented at the 6<sup>th</sup> Annual Conference of the Society of Behavioral Nutrition and Physical Activity (ISBNPA), Oslo, Norway, June 20-23, 2007. Proceedings of the ISBNPA, 2007, 75.
104. Estrada, A, **Killgore, WD**, Rouse, T, Balkin, TJ, & Wildzunas, RM. Total sleep time measured by actigraphy predicts academic performance during military training [abstract]. Abstract presented at the 22nd Meeting of the Associated Professional Sleep Societies, Baltimore, MD, June 7-12, 2008. SLEEP, 31 (Supplement), A134.
105. **Killgore, WD**, Lipizzi, EL, Smith, KL, Killgore, DB, Rupp, TL, Kamimori, GH, & Balkin, T. J. Nonverbal intelligence is inversely related to the ability to resist sleep loss [abstract]. Abstract presented at the 22nd Meeting of the Associated Professional Sleep Societies, Baltimore, MD, June 7-12, 2008. SLEEP, 31 (Supplement), A134.
106. **Killgore, WD**, Lipizzi, EL, Killgore, DB, Rupp, TL, Kamimori, GH, & Balkin, TJ. Emotional intelligence predicts declines in emotion-based decision-making following sleep deprivation [abstract]. Abstract presented at the 22nd Meeting of the Associated Professional Sleep Societies, Baltimore, MD, June 7-12, 2008. SLEEP, 31 (Supplement), A134.
107. Reid, CT, Smith, K, **Killgore, WD**, Rupp, TL, & Balkin, TJ. Higher intelligence is associated with less subjective sleepiness during sleep restriction [abstract]. Abstract

presented at the 22nd Meeting of the Associated Professional Sleep Societies, Baltimore, MD, June 7-12, 2008. SLEEP, 31 (Supplement), A375.

108. Newman, R, **Killgore, WD**, Rupp, T. L, & Balkin, TJ. Better baseline olfactory discrimination is associated with worse PVT and MWT performance with sleep restriction and recovery [abstract]. Abstract presented at the 22nd Meeting of the Associated Professional Sleep Societies, Baltimore, MD, June 7-12, 2008. SLEEP, 31 (Supplement), A375.
109. Smith, KL, Reid, CT, **Killgore, WD**, Rupp, TL, & Balkin, TJ. Personality factors associated with performance and sleepiness during sleep restriction and recovery [abstract]. Abstract presented at the 22nd Meeting of the Associated Professional Sleep Societies, Baltimore, MD, June 7-12, 2008. SLEEP, 31 (Supplement), A376.
110. Lipizzi, EL, **Killgore, WD**, Rupp, TL, & Balkin, TJ. Risk-taking behavior is elevated during recovery from sleep restriction [abstract]. Abstract presented at the 22nd Meeting of the Associated Professional Sleep Societies, Baltimore, MD, June 7-12, 2008. SLEEP, 31 (Supplement), A376.
111. Lipizzi, EL, Rupp, TL, **Killgore, WD**, & Balkin, TJ. Sleep restriction increases risk-taking behavior [abstract]. Poster presented at the 11th Annual Force Health Protection Conference, Albuquerque, NM, August, 9-15, 2008.
112. **Killgore, WD**, Estrada, A, Balkin, TJ, & Wildzunas, RM. Sleep duration during army training predicts course performance [abstract]. Poster presented at the 6th Annual Force Health Protection Conference, Albuquerque, NM, August, 11-17, 2008.
113. **Killgore, WD**, Lipizzi, EL, Smith, KL, Killgore, DB, Rupp, TL, Kamimori, GH, & Balkin, TJ. Higher cognitive ability is associated with reduced relative resistance to sleep loss [abstract]. Poster presented at the 6th Annual Force Health Protection Conference, Albuquerque, NM, August, 11-17, 2008.
114. **Killgore, WD**, Rupp, TL, Grugle, NL, Lipizzi, EL, & Balkin, TJ. Maintaining alertness during sustained operations: Which stimulant is most effective after 44 hours without sleep [abstract]? Poster presented at the 6th Annual Force Health Protection Conference, Albuquerque, NM, August, 11-17, 2008.
115. **Killgore, WD**, Newman, RA, Lipizzi, EL, Kamimori, GH, & Balkin, TJ. Sleep deprivation increases feelings of anger but reduces verbal and physical aggression in Soldiers [abstract]. Poster presented at the 6th Annual Force Health Protection Conference, Albuquerque, NM, August, 11-17, 2008.
116. Kelley, AM, Dretsch, M, **Killgore, WD**, & Athy, JR. Risky behaviors and attitudes about risk in Soldiers. Abstract presented at the 29<sup>th</sup> Annual Meeting of the Society for Judgment and Decision Making, Chicago, IL, November, 2008.
117. **Killgore, WD**, Ross, AJ, Silveri, MM, Gruber, SA, Kamiya, T, Kawada, Y, Renshaw, PF, & Yurgelun-Todd, DA. Citicoline affects appetite and cortico-limbic responses to images of high calorie foods. Abstract presented at the Society for Neuroscience, Washington DC,

November 19, 2008.

118. Britton, JC, Stewart, SE, Price, LM, **Killgore, WD**, Gold, AL, Jenike, MA, & Rauch, SL. Reduced amygdalar activation in response to emotional faces in pediatric Obsessive-Compulsive Disorder. Abstract presented at the Annual meeting of the American College of Neuropsychopharmacology, Scottsdale, AZ, December 7-11, 2008.
119. **Killgore, WD**, Balkin, TJ, Estrada, A, & Wildzunas, RM. Sleep and performance measures in soldiers undergoing military relevant training. Abstract presented at the 26<sup>th</sup> Army Science Conference, Orlando, FL, December 1-4, 2008.
120. **Killgore, WD** & Yurgelun-Todd, DA. Cerebral correlates of amygdala responses during non-conscious perception of affective faces in adolescent children. Abstract presented at the 37<sup>th</sup> Annual Meeting of the International Neuropsychological Society, Atlanta, GA, February 11-14, 2009.
121. **Killgore, WD**, Killgore, DB, Grugle, NL, & Balkin, TJ. Odor identification ability predicts executive function deficits following sleep deprivation. Abstract presented the 37<sup>th</sup> Annual Meeting of the International Neuropsychological Society, Atlanta, GA, February 11-14, 2009.
122. **Killgore, WD**, Rupp, TL, Killgore, DB, Grugle, NL, and Balkin, TJ. Differential effects of stimulant medications on verbal and nonverbal fluency during sleep deprivation. Abstract presented the 37<sup>th</sup> Annual Meeting of the International Neuropsychological Society, Atlanta, GA, February 11-14, 2009.
123. **Killgore, WD**, Killgore, DB, Kamimori, GH, & Balkin, TJ. When being smart is a liability: More intelligent individuals may be less resistant to sleep deprivation. Abstract presented the 37<sup>th</sup> Annual Meeting of the International Neuropsychological Society, Atlanta, GA, February 11-14, 2009.
124. **Killgore, WD**, Britton, JC, Price, LM, Gold, AL, Deckersbach, T, & Rauch, SL. Introversion is associated with greater amygdala and insula activation during viewing of masked affective stimuli. Abstract presented the 37<sup>th</sup> Annual Meeting of the International Neuropsychological Society, Atlanta, GA, February 11-14, 2009.
125. **Killgore, WD**, Britton, JC, Price, LM, Gold, AL, Deckersbach, T, & Rauch, SL. Amygdala responses of specific animal phobics do not differ from healthy controls during masked fearful face perception. Abstract presented the 37<sup>th</sup> Annual Meeting of the International Neuropsychological Society, Atlanta, GA, February 11-14, 2009.
126. **Killgore, WD**, Britton, JC, Price, LM, Gold, AL, Deckersbach, T, & Rauch, SL. Small animal phobics show sustained amygdala activation in response to masked happy facial expressions. Abstract presented the 37<sup>th</sup> Annual Meeting of the International Neuropsychological Society, Atlanta, GA, February 11-14, 2009. [*\*Merit Poster Award*]
127. Price, LM, **Killgore, WD**, Britton, JC, Kaufman, ML, Gold, AL, Deckersbach, T, & Rauch, SL. Anxiety sensitivity correlates with insula activation in response to masked fearful faces in specific animal phobics and healthy subjects. Abstract presented at the Annual Conference

- of the Anxiety Disorders Association of America, Santa Ana Pueblo, New Mexico, March 12-15, 2009.
128. **Killgore, WD**, Britton, JC, Price, LM, Gold, AL, Deckersbach, T, & Rauch, SL. Neuroticism is inversely correlated with amygdala and insula activation during masked presentations of affective stimuli. Abstract presented at the Annual Conference of the Anxiety Disorders Association of America, Santa Ana Pueblo, New Mexico, March 12-15, 2009.
  129. **Killgore, WD**, Kelley, AM, & Balkin, TJ. Development and validation of a scale to measure the perception of invincibility. Abstract presented at the Annual Conference of the Anxiety Disorders Association of America, Santa Ana Pueblo, New Mexico, March 12-15, 2009.
  130. Kelly, AM, **Killgore WD**, Athy, J, & Dretsch, M. Risk propensity, risk perception, risk aversion, and sensation seeking in U.S. Army soldiers. Abstract presented at the 80<sup>th</sup> Annual Scientific Meeting of the Aerospace Medical Association, Los Angeles, CA, May 3-7, 2009.
  131. Britton, JC, Stewart, SE, Price, LM, **Killgore, WD**, Jenike, MA, & Rauch, SL. The neural correlates of negative priming in pediatric obsessive-compulsive disorder (OCD). Abstract presented at the 64<sup>th</sup> Annual Scientific Meeting of the Society of Biological Psychiatry, Vancouver, Canada, May 14-16, 2009.
  132. **Killgore, WD**, Killgore, DB, Kamimori, GH, & Balkin, TJ. Caffeine protects against increased risk-taking behavior during severe sleep deprivation. Abstract presented at the 23<sup>rd</sup> Annual Meeting of the Associated Professional Sleep Societies, Seattle, Washington, June 7-12, 2009.
  133. Killgore, DB, **Killgore, WD**, Grugle, NL, & Balkin, TJ. Executive functions predict the ability to sustain psychomotor vigilance during sleep loss. Abstract presented at the 23<sup>rd</sup> Annual Meeting of the Associated Professional Sleep Societies, Seattle, Washington, June 7-12, 2009.
  134. **Killgore, WD**, & Yurgelun-Todd, DA. Trouble falling asleep is associated with reduced activation of dorsolateral prefrontal cortex during a simple attention task. Abstract presented at the 23<sup>rd</sup> Annual Meeting of the Associated Professional Sleep Societies, Seattle, Washington, June 7-12, 2009.
  135. **Killgore, WD**, Kelley, AM, & Balkin, TJ. A new scale for measuring the perception of invincibility. Abstract presented at the 12<sup>th</sup> Annual Force Health Protection Conference, Albuquerque, New Mexico, August 14-21, 2009.
  136. **Killgore, WD**, Killgore, DB, Grugle, NL, & Balkin, TJ. Executive functions contribute to the ability to resist sleep loss. Abstract presented at the 12<sup>th</sup> Annual Force Health Protection Conference, Albuquerque, New Mexico, August 14-21, 2009.
  137. **Killgore, WD**, Killgore, DB, Kamimori, GH, & Balkin, TJ. Caffeine reduces risk-taking behavior during severe sleep deprivation. Abstract presented at the 12<sup>th</sup> Annual Force Health Protection Conference, Albuquerque, New Mexico, August 14-21, 2009. [*\*Best Paper: Research*]

138. **Killgore, WD**, Castro, CA, & Hoge, CW. Normative data for the Evaluation of Risks Scale—Bubble Sheet Version (EVAR-B) for large scale surveys of returning combat veterans. Abstract presented at the 12<sup>th</sup> Annual Force Health Protection Conference, Albuquerque, New Mexico, August 14-21, 2009.
139. **Killgore, WD**, Castro, CA, & Hoge, CW. Combat exposure and post-deployment risky behavior. Abstract presented at the 12<sup>th</sup> Annual Force Health Protection Conference, Albuquerque, New Mexico, August 14-21, 2009.
140. **Killgore, WD**, Price, LM, Britton, JC, Simon, N, Pollack, MH, Weiner, MR, Schwab, ZJ, Rosso, IM, & Rauch, SL. Paralimbic responses to masked emotional faces in PTSD: Disorder and valence specificity. Abstract presented at the Annual McLean Hospital Research Day, January 29, 2010.
141. **Killgore, WD**, Killgore, DB, Kamimori, GH, & Balkin, TJ. Caffeine minimizes behavioral risk-taking during 75 hours of sleep deprivation. Abstract presented at the 38<sup>th</sup> Annual Meeting of the International Neuropsychological Society, Acapulco, Mexico, February 3-6, 2010.
142. **Killgore, WD** & Balkin, TJ. Vulnerability to sleep loss is affected by baseline executive function capacity. Abstract presented at the 38<sup>th</sup> Annual Meeting of the International Neuropsychological Society, Acapulco, Mexico, February 3-6, 2010.
143. **Killgore, WD**, Smith, KL, Reichardt, RM., Killgore, DB, & Balkin, TJ. Intellectual capacity is related to REM sleep following sleep deprivation. Abstract presented at the 38<sup>th</sup> Annual Meeting of the International Neuropsychological Society, Acapulco, Mexico, February 3-6, 2010.
144. **Killgore, WD** & Yurgelun-Todd, DA. Cerebral correlates of amygdala responses to masked fear, anger, and happiness in adolescent and pre-adolescent children. Abstract presented at the 38<sup>th</sup> Annual Meeting of the International Neuropsychological Society, Acapulco, Mexico, February 3-6, 2010.
145. **Killgore, WD**, Post, A, & Yurgelun-Todd, DA. Sex differences in cortico-limbic responses to images of high calorie food. Abstract presented at the 38<sup>th</sup> Annual Meeting of the International Neuropsychological Society, Acapulco, Mexico, February 3-6, 2010.
146. **Killgore, WD** & Yurgelun-Todd, DA. Self-reported insomnia is associated with increased activation within the default-mode network during a simple attention task. Abstract presented at the 38<sup>th</sup> Annual Meeting of the International Neuropsychological Society, Acapulco, Mexico, February 3-6, 2010.
147. **Killgore, WD**, Price, LM, Britton, JC, Gold, AL, Deckersbach, T, & Rauch, SL. Neural correlates of anxiety sensitivity factors during presentation of masked fearful faces. Abstract presented at the 38<sup>th</sup> Annual Meeting of the International Neuropsychological Society, Acapulco, Mexico, February 3-6, 2010.

148. **Killgore, WD**, Grugle, NL, Conrad, TA, & Balkin, TJ. Baseline executive function abilities predict risky behavior following sleep deprivation. Abstract presented at the 24th Annual Meeting of the Associated Professional Sleep Societies, San Antonio, Texas, June 5-9, 2010.
149. **Killgore, WD**, Grugle, NL, & Balkin, TJ. Judgment of objective vigilance performance is affected by sleep deprivation and stimulants. Abstract presented at the 24th Annual Meeting of the Associated Professional Sleep Societies, San Antonio, Texas, June 5-9, 2010.
150. Killgore, DB, **Killgore, WD**, Grugle, NL, & Balkin, TJ. Resistance to sleep loss and its relationship to decision making during sleep deprivation. Abstract presented at the 24th Annual Meeting of the Associated Professional Sleep Societies, San Antonio, Texas, June 5-9, 2010.
151. Killgore DB, **Killgore, WD**, Grugle, NL, & Balkin, TJ. Subjective sleepiness and objective performance: Differential effects of stimulants during sleep deprivation. Abstract presented at the 24th Annual Meeting of the Associated Professional Sleep Societies, San Antonio, Texas, June 5-9, 2010.
152. Rupp, TL, **Killgore, WD**, & Balkin, TJ. Vulnerability to sleep deprivation is differentially mediated by social exposure in extraverts vs. introverts. Oral presentation at the “Data Blitz” section at the 24th Annual Meeting of the Associated Professional Sleep Societies, San Antonio, Texas, June 5-9, 2010.
153. Rupp, TL, **Killgore, WD**, & Balkin, TJ. Extraverts may be more vulnerable than introverts to sleep deprivation on some measures of risk-taking and executive functioning. Abstract presented at the 24th Annual Meeting of the Associated Professional Sleep Societies, San Antonio, Texas, June 5-9, 2010.
154. Rupp, TL, **Killgore, WD**, & Balkin, TJ. Vulnerability to sleep deprivation is differentially mediated by social exposure in extraverts vs. introverts. Abstract presented at the 24th Annual Meeting of the Associated Professional Sleep Societies, San Antonio, Texas, June 5-9, 2010.
155. Capaldi, VF, Guerrero, ML, & **Killgore, WD**. Sleep disorders among OIF and OEF Soldiers. Abstract presented at the 24th Annual Meeting of the Associated Professional Sleep Societies, San Antonio, Texas, June 5-9, 2010.
156. **Killgore, WD**, Killgore, DB, Kamimori, GH, & Balkin, TJ. Caffeine reduces behavioral risk-taking during sleep deprivation. Abstract presented at the 65<sup>th</sup> Annual Meeting of the Society for Biological Psychiatry, New Orleans, Louisiana, May 20-22, 2010.
157. **Killgore, WD**, Price, LM, Britton, JC, Simon, N, Pollack, MH, Weiner, MR, Schwab, ZJ, Rosso, IM, & Rauch, SL. Paralimbic responses to masked emotional faces in PTSD: Disorder and valence specificity. Abstract presented at the 65<sup>th</sup> Annual Meeting of the Society for Biological Psychiatry, New Orleans, Louisiana, May 20-22, 2010.
158. Rosso, IM, Makris, N, Britton, JC, Price, LM, Gold, AL, Deckersbach, T, **Killgore, WD**, & Rauch SL. Anxiety sensitivity correlates with insular cortex volume and thickness in specific

- animal phobia. Abstract presented at the 65<sup>th</sup> Annual Meeting of the Society for Biological Psychiatry, New Orleans, Louisiana, May 20-22, 2010.
159. Rupp, TL, **Killgore, WD**, & Balkin, TJ. Vulnerability to sleep deprivation is mediated by social exposure in extraverts versus introverts. Oral platform presentation at the 20<sup>th</sup> Congress of the European Sleep Research Society, Lisbon, Portugal, September 14-18, 2010.
  160. **Killgore, WD**, Estrada, A, & Balkin, TJ. A tool for monitoring soldier fatigue and predicting cognitive readiness: The Sleep History and Readiness Predictor (SHARP). Abstract presented at the 27<sup>th</sup> Army Science Conference, Orlando, FL, November 29-December 2, 2010.
  161. **Killgore, WD**, Kamimori, GH, & Balkin, TJ. Caffeinated gum minimizes risk-taking in soldiers during prolonged sleep deprivation. Abstract presented at the 27<sup>th</sup> Army Science Conference, Orlando, FL, November 29-December 2, 2010.
  162. **Killgore, WD**, Britton, JC, Schwab, ZJ, Weiner, MR, Rosso, IM, & Rauch, SL. Exaggerated amygdala responses to masked fearful faces are specific to PTSD versus simple phobia. Oral platform presentation at the 27<sup>th</sup> Army Science Conference, Orlando, FL, November 29-December 2, 2010. [*\*Winner Best Paper in Neuroscience*]
  163. **Killgore, WD**, Kamimori, GH, & Balkin, TJ. Sleep deprivation selectively impairs emotional aspects of cognitive functioning. Oral platform presentation at the 27<sup>th</sup> Army Science Conference, Orlando, FL, November 29-December 2, 2010.
  164. Rupp, TL, **Killgore, WD**, & Balkin, TJ. Evaluation of personality and social exposure as individual difference factors influencing response to sleep deprivation. Oral platform presentation at the 27<sup>th</sup> Army Science Conference, Orlando, FL, November 29-December 2, 2010.
  165. **Killgore, WD**, Britton, JC, Rosso, IM, Schwab, ZJ, Weiner, MR, & Rauch, SL. Shared and differential patterns of amygdalo-cortical activation across anxiety disorders. Abstract presented at the 49<sup>th</sup> Annual Meeting of the American College of Neuropsychopharmacology, Miami Beach, FL, December 5-9, 2010.
  166. Rosso, IM, **Killgore, WD**, Britton, JC, Weiner, MR, Schwab, ZJ, & Rauch, SL. Neural correlates of PTSD symptom dimensions during emotional processing: A functional magnetic resonance imaging study. Abstract presented at the 49<sup>th</sup> Annual Meeting of the American College of Neuropsychopharmacology, Miami Beach, FL, December 5-9, 2010.
  167. **Killgore, WD**, Rosso, IM, Britton, JC, Schwab, ZJ, Weiner, MR, & Rauch, SL. Cortico- limbic activation differentiates among anxiety disorders with and without a generalized threat response. Abstract presented at the McLean Hospital Research Day, January 13, 2011.
  168. Weiner, MR, Schwab, ZJ, Rauch, SL, & **Killgore WD**. Personality factors predict brain responses to images of high-calorie foods. Abstract presented at the McLean Hospital Research Day, January 13, 2011.
  169. Schwab, ZJ, Weiner, MR, Rauch, SL, & **Killgore, WD**. Emotional and cognitive

- intelligence: Support for the neural efficiency hypothesis. Abstract presented at the McLean Hospital Research Day, January 13, 2011.
170. Crowley, DJ, Covell, MJ, **Killgore, WD**, Schwab, ZJ, Weiner, MR, Acharya, D, Rosso, IM, & Silveri, MM. Differential influence of facial expression on inhibitory capacity in adolescents versus adults. Abstract presented at the McLean Hospital Research Day, January 13, 2011.
  171. **Killgore, WD**, Britton, JC, Rosso, IM, Schwab, ZJ, Weiner, MR, & Rauch, SL. Similarities and differences in cortico-limbic responses to masked affect probes across anxiety disorders. Abstract presented at the 39th Annual Meeting of the International Neuropsychological Society, Boston, MA, February 2-5, 2011.
  172. Rosso, IM, **Killgore, WD**, Britton, JC, Weiner, MR, Schwab, ZJ, & Rauch, SL. Hyperarousal and reexperiencing symptoms of post-traumatic stress disorder are differentially associated with limbic-prefrontal brain responses to threatening stimuli. Abstract presented at the 39th Annual Meeting of the International Neuropsychological Society, Boston, MA, February 2-5, 2011.
  173. Schwab, ZJ, Weiner, MR, Rauch, SL, & **Killgore, WD**. Neural correlates of cognitive and emotional intelligence in adults. Abstract presented at the 39th Annual Meeting of the International Neuropsychological Society, Boston, MA, February 2-5, 2011.
  174. Schwab, ZJ, Weiner, MR, Rauch, SL, & **Killgore, WD**. Cognitive and emotional intelligences: Are they distinct or related constructs? Abstract presented at the 39th Annual Meeting of the International Neuropsychological Society, Boston, MA, February 2-5, 2011.
  175. Schwab, ZJ, Weiner, MR, Rauch, SL, & **Killgore, WD**. Discrepancy scores between cognitive and emotional intelligence predict neural responses to affective stimuli. Abstract presented at the 39th Annual Meeting of the International Neuropsychological Society, Boston, MA, February 2-5, 2011.
  176. **Killgore, WD**, Schwab, ZJ, Weiner, MR, & Rauch, SL. Smart people go with their gut: Emotional intelligence correlates with non-conscious insular responses to facial trustworthiness. Abstract presented at the 39th Annual Meeting of the International Neuropsychological Society, Boston, MA, February 2-5, 2011.
  177. **Killgore, WD**, Weiner, MR, Schwab, ZJ, & Rauch, SL. Whom can you trust? Neural correlates of subliminal perception of facial trustworthiness. Abstract presented at the 39th Annual Meeting of the International Neuropsychological Society, Boston, MA, February 2-5, 2011.
  178. Weiner, MR, Schwab, ZJ, & Rauch, SL, **Killgore, WD**. Impulsiveness predicts responses of brain reward circuitry to high-calorie foods. Abstract presented at the 39th Annual Meeting of the International Neuropsychological Society, Boston, MA, February 2-5, 2011.
  179. Weiner, MR, Schwab, ZJ, & Rauch, SL, **Killgore, WD**. Conscientiousness predicts brain responses to images of high-calorie foods. Abstract presented at the 39th Annual Meeting of

- the International Neuropsychological Society, Boston, MA, February 2-5, 2011.
180. Crowley, DJ, Covell, MJ, **Killgore, WD**, Schwab, ZJ, Weiner, MR, Acharya, D, Rosso, IM, & Silveri, MM. Differential influence of facial expression on inhibitory capacity in adolescents versus adults. Abstract presented at the 39th Annual Meeting of the International Neuropsychological Society, Boston, MA, February 2-5, 2011.
  181. Gruber, SA, Dahlgren, MK, **Killgore, WD**, Sagar, KA, & Racine, MT. Marijuana: Age of onset of use impacts executive function and brain activation. Abstract presented at the 39th Annual Meeting of the International Neuropsychological Society, Boston, MA, February 2-5, 2011.
  182. **Killgore, WD**, Conrad, TA, Grugle, NL, & Balkin, TJ. Baseline executive function abilities correlate with risky behavior following sleep deprivation. Abstract presented at the 39th Annual Meeting of the International Neuropsychological Society, Boston, MA, February 2-5, 2011.
  183. **Killgore, WD**, Grugle, NL, Killgore, DB, & Balkin, TJ. Resistance to sleep loss and decision making during sleep deprivation. Abstract presented at the 39th Annual Meeting of the International Neuropsychological Society, Boston, MA, February 2-5, 2011.
  184. **Killgore, WD**, Rosso, IM, Britton, JC, Schwab, ZJ, Weiner, MR, & Rauch, SL. Cortico- limbic activation differentiates among anxiety disorders with and without a generalized threat response. Abstract presented at the 66<sup>th</sup> Annual Meeting of the Society for Biological Psychiatry, San Francisco, CA, May 12-14, 2011. **[\*Blue Ribbon Finalist: Clinical/Translational]**
  185. Schwab, ZJ, Weiner, MR, Rauch, SL, & **Killgore, WD**. Emotional and cognitive intelligence: Support for the neural efficiency hypothesis. Abstract presented at the 66<sup>th</sup> Annual Meeting of the Society for Biological Psychiatry, San Francisco, CA, May 12-14, 2011.
  186. Weiner, MR, Schwab, ZJ, Rauch, SL, & **Killgore, WD**. Personality factors predict brain responses to images of high-calorie foods. Abstract presented at the 66<sup>th</sup> Annual Meeting of the Society for Biological Psychiatry, San Francisco, CA, May 12-14, 2011.
  187. **Killgore, WD**, Grugle, NL, & Balkin, TJ. Sleep deprivation impairs recognition of specific emotions. Abstract presented at the 25<sup>th</sup> Annual Meeting of the Associated Professional Sleep Societies, Minneapolis, MN, June 11-15, 2011.
  188. **Killgore, WD**, & Balkin, TJ. Does vulnerability to sleep deprivation influence the effectiveness of stimulants on psychomotor vigilance? Abstract presented at the 25<sup>th</sup> Annual Meeting of the Associated Professional Sleep Societies, Minneapolis, MN, June 11-15, 2011.
  189. Killgore, DB, **Killgore, WD**, Grugle, NJ, & Balkin, TJ. Sleep deprivation impairs recognition of specific emotions. Abstract presented at the 25<sup>th</sup> Annual Meeting of the Associated Professional Sleep Societies, Minneapolis, MN, June 11-15, 2011.

190. Weiner, MR, Schwab, ZJ, & **Killgore, WD**. Daytime sleepiness is associated with altered brain activation during visual perception of high-calorie foods: An fMRI study. Abstract presented at the 25<sup>th</sup> Annual Meeting of the Associated Professional Sleep Societies, Minneapolis, MN, June 11-15, 2011.
191. Schwab, ZJ, Weiner, MR, & **Killgore, WD**. Functional MRI correlates of morningness-eveningness during visual presentation of high calorie foods. Abstract presented at the 25<sup>th</sup> Annual Meeting of the Associated Professional Sleep Societies, Minneapolis, MN, June 11-15, 2011.
192. **Killgore, WD**, Weiner, MR, & Schwab, ZJ. Daytime sleepiness affects prefrontal regulation of food intake. Abstract presented at the McLean Hospital Research Day, January 11, 2012.
193. Kipman, M, Schwab ZJ, Weiner, MR, DelDonno, S, Rauch SL, & **Killgore WD**. The insightful yet bitter comedian: The role of emotional versus cognitive intelligence in humor appreciation. Abstract presented at the McLean Hospital Research Day, January 11, 2012.
194. Weber, M, & **Killgore, WD**. Gray matter correlates of emotional intelligence. Abstract presented at the McLean Hospital Research Day, January 11, 2012.
195. Schwab, ZJ, & **Killgore, WD**. Sex differences in functional brain responses to food. Abstract presented at the McLean Hospital Research Day, January 11, 2012.
196. DelDonno, S, Schwab, ZJ, Kipman M, Rauch, SL, & **Killgore, WD**. The influence of cognitive and emotional intelligence on performance on the Iowa Gambling Task. Abstract presented at the McLean Hospital Research Day, January 11, 2012.
197. Song, CH, Kizielewicz, J, Schwab, ZJ, Weiner, MR, Rauch, SL, & **Killgore, WD**. Time is of the essence: The Design Organization Test as a valid, reliable, and brief measure of visuospatial ability. Abstract presented at the 40th Annual Meeting of the International Neuropsychological Society, Montreal, CA, February 15-18, 2012.
198. Kipman, M, Schwab, ZJ, DelDonno, S, & **Killgore, WD**. Gender differences in the contribution of cognitive and emotional intelligence to the left visual field bias for facial perception. Abstract presented at the 40th Annual Meeting of the International Neuropsychological Society, Montreal, CA, February 15-18, 2012.
199. Kipman, M., Schwab, ZJ, Weiner, MR, DelDonno, S, Rauch, SL, & **Killgore, WD**. Contributions of emotional versus cognitive intelligence in humor appreciation. Abstract presented at the 40th Annual Meeting of the International Neuropsychological Society, Montreal, CA, February 15-18, 2012.
200. Schwab, ZJ, & **Killgore, WD**. Disentangling emotional and cognitive intelligence. Abstract presented at the 40th Annual Meeting of the International Neuropsychological Society, Montreal, CA, February 15-18, 2012.
201. Schwab, ZJ, & **Killgore, WD**. Sex differences in functional brain responses to food. Abstract presented at the 40th Annual Meeting of the International Neuropsychological

Society, Montreal, CA, February 15-18, 2012.

202. DelDonno, S, Schwab, ZJ, Kipman, M, Rauch, SL, & **Killgore, WD**. The influence of cognitive and emotional intelligence on performance on the Iowa Gambling Task. Abstract presented at the 40th Annual Meeting of the International Neuropsychological Society, Montreal, CA, February 15-18, 2012.
203. **Killgore, WD**, Britton, JC, Rosso, IM, Schwab, ZJ, Weiner, MR, & Rauch, SL. Shared and unique patterns of cortico-limbic activation across anxiety disorders. Abstract presented at the 40th Annual Meeting of the International Neuropsychological Society, Montreal, CA, February 15-18, 2012.
204. **Killgore, WD**, & Balkin, TJ. Sleep deprivation degrades recognition of specific emotions. Abstract presented at the 40th Annual Meeting of the International Neuropsychological Society, Montreal, CA, February 15-18, 2012.
205. **Killgore, WD**, & Schwab, ZJ. Emotional intelligence correlates with somatic marker circuitry responses to subliminal cues of facial trustworthiness. Abstract presented at the 40th Annual Meeting of the International Neuropsychological Society, Montreal, CA, February 15-18, 2012.
206. **Killgore, WD**, & Schwab, ZJ. Trust me! Neural correlates of the ability to identify facial trustworthiness. Abstract presented at the 40th Annual Meeting of the International Neuropsychological Society, Montreal, CA, February 15-18, 2012.
207. **Killgore, WD**, Schwab, ZJ, Weiner, MR, Kipman, M, DelDonno, S, & Rauch SL. Overeating is associated with altered cortico-limbic responses to images of high calorie foods. Abstract presented at the 40th Annual Meeting of the International Neuropsychological Society, Montreal, CA, February 15-18, 2012.
208. **Killgore, WD**, Weiner, MR, & Schwab, ZJ. Daytime sleepiness affects prefrontal regulation of food intake. Abstract presented at the 40th Annual Meeting of the International Neuropsychological Society, Montreal, CA, February 15-18, 2012.
209. Weber, M, DelDonno, S, Kipman M, Schwab, ZJ, & **Killgore WD**. Grey matter correlates of self-reported sleep duration. Abstract presented at the Harvard Medical School Research Day, Boston, MA, March 28, 2012.
210. **Killgore, WD**. Overlapping and distinct patterns of neurocircuitry across PTSD, Panic Disorder, and Simple Phobia. Abstract presented at the 32nd Annual Conference of the Anxiety Disorders Association of America, Arlington, VA, April 12-15, 2012.
211. **Killgore, WD**, Britton, JC, Rosso, IM, Schwab, ZJ, & Rauch, SL. Shared and unique patterns of cortico-limbic activation across anxiety disorders. Abstract presented at the 67<sup>th</sup> Annual Meeting of the Society of Biological Psychiatry, Philadelphia, PA, May 3-5, 2012.
212. **Killgore, WD**, Schwab, ZJ, & Rauch, SL. Daytime sleepiness affects prefrontal inhibition of food consumption. Abstract presented at the 67<sup>th</sup> Annual Meeting of the Society of Biological

Psychiatry, Philadelphia, PA, May 3-5, 2012.

213. Rosso, IM, Britton, JC, Makris, N, **Killgore, WDS**, Rauch SL, & Stewart ES. Impact of major depression comorbidity on prefrontal and anterior cingulate volumes in pediatric OCD. Abstract presented at the 67<sup>th</sup> Annual Meeting of the Society of Biological Psychiatry, Philadelphia, PA, May 3-5, 2012.
214. Kipman, M, Weber, M, DelDonno, S., Schwab, ZJ, & **Killgore, WD**. Morningness-Eveningness correlates with orbitofrontal gray matter volume. Abstract presented at the 26<sup>th</sup> Annual Meeting of the Associated Professional Sleep Societies, Boston, MA, June 9-13, 2012.
215. Kipman, M, Schwab, ZJ, Weber, M, DelDonno, S, & **Killgore, WD**. Yawning frequency is correlated with reduced medial thalamic volume. Abstract presented at the 26<sup>th</sup> Annual Meeting of the Associated Professional Sleep Societies, Boston, MA, June 9-13, 2012.
216. Weber, M, DelDonno, S, Kipman M, Schwab, ZJ, & **Killgore WD**. Grey matter correlates of daytime sleepiness. Abstract presented at the 26<sup>th</sup> Annual Meeting of the Associated Professional Sleep Societies, Boston, MA, June 9-13, 2012.
217. Weber, M, DelDonno, S, Kipman M, Schwab, ZJ, & **Killgore WD**. Grey matter correlates of self-reported sleep duration. Abstract presented at the 26<sup>th</sup> Annual Meeting of the Associated Professional Sleep Societies, Boston, MA, June 9-13, 2012.
218. DelDonno, S, Weber, M, Kipman M, Schwab, ZJ, & **Killgore, WD**. Resistance to insufficient sleep correlates with olfactory cortex gray matter. Abstract presented at the 26<sup>th</sup> Annual Meeting of the Associated Professional Sleep Societies, Boston, MA, June 9-13, 2012.
219. DelDonno, S, Schwab, ZJ, Kipman, M, Weber, M, & **Killgore, WD**. Weekend sleep is related to greater coping and resilience capacities. Abstract presented at the 26<sup>th</sup> Annual Meeting of the Associated Professional Sleep Societies, Boston, MA, June 9-13, 2012.
220. Schwab, ZJ, DelDonno, S, Weber, M, Kipman M, & **Killgore, WD**. Habitual caffeine consumption and cerebral gray matter volume. Abstract presented at the 26<sup>th</sup> Annual Meeting of the Associated Professional Sleep Societies, Boston, MA, June 9-13, 2012.
221. Schwab, ZJ, & **Killgore, WD**. Daytime sleepiness affects prefrontal regulation of food intake. Abstract presented at the 26<sup>th</sup> Annual Meeting of the Associated Professional Sleep Societies, Boston, MA, June 9-13, 2012.
222. **Killgore, WD**, Schwab, ZJ, DelDonno S, Kipman, M, Weber M, & Rauch, SL. Greater nocturnal sleep time is associated with increased default mode functional connectivity. Abstract presented at the 26<sup>th</sup> Annual Meeting of the Associated Professional Sleep Societies, Boston, MA, June 9-13, 2012.
223. **Killgore, WD**, Kamimori, GH, & Balkin, TJ. Caffeine improves efficiency of planning and sequencing abilities during sleep deprivation. Abstract presented at the 26<sup>th</sup> Annual Meeting

of the Associated Professional Sleep Societies, Boston, MA, June 9-13, 2012.

224. Sneider, JT, **Killgore, WD**, Crowley, DJ, Cohen-Gilbert, JE, Schwab, ZJ, & Silveri, MM. Inhibitory capacity in emerging adult binge drinkers: Influence of Facial Cues. Abstract presented at the 35<sup>th</sup> Annual Scientific Meeting of the Research Society on Alcoholism, San Francisco, CA, June 23-27, 2012.
225. **Killgore WD**. Multimodal neuroimaging to predict cognitive resilience against sleep loss. Abstract presented at the DARPA Young Faculty Award 2012 Meeting, Arlington, VA, July 30-31, 2012.
226. Cohen-Gilbert, JE, **Killgore WD**, Crowley, DJ, Covell, MJ, Schwab, ZJ, Weiner, MR, Acharya, D, Sneider, JT, & Silveri, MM. Differential influence of safe versus threatening facial expressions on inhibitory control across adolescence and adulthood. Abstract presented at the Society for Neuroscience 2012 Meeting, New Orleans, LA, October 13-17, 2012.
227. Weber, M, DelDonno, S, Kipman M, Schwab, ZJ, & **Killgore WD**. Grey matter correlates of self-reported sleep duration. Abstract presented at the Harvard Division of Sleep Medicine Annual Poster Session, Boston, MA, September 27, 2012.
228. Weber, M, DelDonno, SR, Kipman, M, Preer, LA, Schwab ZJ, Weiner, MR, & **Killgore, WD**. The effect of morning bright light therapy on sleep, cognition and emotion following mild traumatic brain injury. Abstract accepted for poster presentation at the 2012 Sleep Research Network Meeting, 22-23 October 2012, Bethesda, MD.
229. Sneider, JT, **Killgore, WD**, Crowley, DJ, Cohen-Gilbert, JE, Schwab, ZJ, & Silveri, MM. Inhibitory capacity in emerging adult binge drinkers: Influence of Facial Cues. Abstract presented at the Annual McLean Hospital Research Day, January 16, 2013.
230. Cohen-Gilbert, JE, **Killgore WD**, Crowley, DJ, Covell, MJ, Schwab, ZJ, Weiner, MR, Acharya, D, Sneider, JT, & Silveri, MM. Differential influence of safe versus threatening facial expressions on inhibitory control across adolescence and adulthood. Abstract presented at the Annual McLean Hospital Research Day, January 16, 2013.
231. Tkachenko, O, Schwab, ZJ, Kipman, M, DelDonno, S, Gogel, H., Preer, L, & **Killgore, WDS**. Smarter women need less sleep. Abstract presented at the Annual McLean Hospital Research Day, January 16, 2013.
232. DelDonno, S, Kipman, M, Schwab, ZJ, & **Killgore, WDS**. The contributions of emotional intelligence and facial perception to social intuition. Abstract presented at the Annual McLean Hospital Research Day, January 16, 2013.
233. Kipman, M, Schwab, ZJ, DelDonno, S, Weber, M, Rauch, SL, & **Killgore, WDS**. The neurocircuitry of impulsive behavior. Abstract presented at the Annual McLean Hospital Research Day, January 16, 2013.
234. Preer, LA, Tkachenko, O, Gogel, H, Schwab, ZJ, Kipman, M, DelDonno, SR, Weber, M,

- Webb, CA, & **Killgore, WDS**. Emotional intelligence as a mediator of the association between anxiety sensitivity and anxiety symptoms. Abstract presented at the Annual McLean Hospital Research Day, January 16, 2013.
235. Gogel, H, DelDonno, S, Kipman M, Preer, LA, Schwab, ZJ, Tkachenko, O, & **Killgore, WDS**. Validation of the Design Organization Test (DOT) in a healthy population. Abstract presented at the Annual McLean Hospital Research Day, January 16, 2013.
236. Brennan, BP, Schwab, ZS, Athey, AJ, Ryan, EM, Pope, HG, **Killgore, WDS**, Jenike, MA, & Rauch, SL. A functional magnetic resonance imaging study of rostral anterior cingulate cortex activation in obsessive-compulsive disorder using an emotional counting stroop paradigm. Abstract presented at the Annual McLean Hospital Research Day, January 16, 2013.
237. Cohen-Gilbert, JE, Schwab, ZJ, **Killgore, WDS**, Crowley, DJ, & Silveri MM. Influence of Binge Drinking on the Neural Correlates of Inhibitory Control during Emotional Distraction in Young Adults. Abstract presented at the 3<sup>rd</sup> International Conference on Applications of Neuroimaging to Alcoholism (ICANA-3), New Haven, CT, February 15-18, 2013.
238. Weber, M, & **Killgore, WDS**. The interrelationship between ‘sleep credit’, emotional intelligence and mental health – a voxel-based morphometric study. Abstract presented at Harvard Medical School Psychiatry Research Day, April 10, 2013.
239. Cohen-Gilbert, JE, Schwab, ZJ, **Killgore, WDS**, Crowley, DJ, & Silveri MM. Influence of Binge Drinking on the Neural Correlates of Inhibitory Control during Emotional Distraction in Young Adults. Abstract presented at Harvard Medical School Psychiatry Research Day, April 10, 2013.
240. Mundy, EA, Weber, M, Rauch, SL, **Killgore, WDS**, & Rosso, IM. The relationship between subjective stress levels in childhood and anxiety as well as perceived stress as an adult. Abstract presented at Harvard Medical School Psychiatry Research Day, April 10, 2013.
241. Webb, CA, **Killgore, WDS**, Britton, JC, Schwab, ZJ, Price, LM, Weiner, MR, Gold, AL, Rosso, IM, Simon, NM, Pollack, MH, & Rauch, SL. Comparing categorical versus dimensional predictors of functional response across three anxiety disorders. Abstract presented at the 68<sup>th</sup> Annual Meeting of the Society of Biological Psychiatry, San Francisco, CA, May 16-18, 2013.
242. Preer, LA, Tkachenko, O, Gogel, H, Schwab, ZJ, Kipman, M, DelDonno, SR, Weber, M, Webb, CA, Rauch, SL, & **Killgore, WDS**. Linking Sleep Trouble to Neuroticism, Emotional Control, and Impulsiveness. Abstract presented at the 68<sup>th</sup> Annual Meeting of the Society of Biological Psychiatry, San Francisco, CA, May 16-18, 2013.
243. Preer, LA, Tkachenko, O, Gogel, H, Schwab, ZJ, Kipman, M, DelDonno, SR, Weber, M, Webb, CA, Rauch, SL, & **Killgore, WDS**. Emotional Intelligence as a Mediator of the Association between Anxiety Sensitivity and Anxiety Symptoms. Abstract presented at the 68<sup>th</sup> Annual Meeting of the Society of Biological Psychiatry, San Francisco, CA, May 16-18, 2013.

244. Kipman, M, Schwab, ZJ, DelDonno, S, Weber, M, Rauch, SL, & **Killgore, WDS**. The neurocircuitry of impulsive behavior. Abstract presented at the 68<sup>th</sup> Annual Meeting of the Society of Biological Psychiatry, San Francisco, CA, May 16-18, 2013.
245. Weber, M, **Killgore, WDS**, Rosso, IM, Britton, JC, Simon, NM, Pollack, MH, & Rauch, SL. Gray matter correlates of posttraumatic stress disorder—A voxel based morphometry study. Abstract presented at the 68<sup>th</sup> Annual Meeting of the Society of Biological Psychiatry, San Francisco, CA, May 16-18, 2013.
246. Weber, M, Penetar, DM, Trksak, GH, DelDonno, SR, Kipman, M, Schwab, ZJ, & **Killgore, WDS**. Morning blue wavelength light therapy improves sleep, cognition, emotion and brain function following mild traumatic brain injury. Abstract presented at the 68<sup>th</sup> Annual Meeting of the Society of Biological Psychiatry, San Francisco, CA, May 16-18, 2013.
247. Tkachenko, O, Schwab, ZJ, Kipman, M, Preer, LA, Gogel, H, DelDonno, SR, Weber, M, Webb, CA, Rauch, SL, & **Killgore, WDS**. Difficulty in falling asleep and staying asleep linked to a sub-clinical increase in symptoms of psychopathology. Abstract presented at the 68<sup>th</sup> Annual Meeting of the Society of Biological Psychiatry, San Francisco, CA, May 16-18, 2013.
248. **Killgore, WDS**, Schwab, ZJ, Kipman, M, DelDonno, SR, Rauch, SL, & Weber, M. Problems with sleep initiation and sleep maintenance correlate with functional connectivity among primary sensory cortices. Abstract presented at the 68<sup>th</sup> Annual Meeting of the Society of Biological Psychiatry, San Francisco, CA, May 16-18, 2013.
249. **Killgore, WDS**, Schwab, ZJ, Kipman, M, DelDonno, SR, Rauch, SL, & Weber, M. A Couple of Hours Can Make a Difference: Self-Reported Sleep Correlates with Prefrontal-Amygdala Connectivity and Emotional Functioning. Abstract presented at the 68<sup>th</sup> Annual Meeting of the Society of Biological Psychiatry, San Francisco, CA, May 16-18, 2013.
250. Brennan, BP, Schwab, ZS, Athey, AJ, Ryan, EM, Pope, HG, **Killgore, WDS**, Jenike, MA, & Rauch, SL. A functional magnetic resonance imaging study of rostral anterior cingulate cortex activation in obsessive-compulsive disorder using an emotional counting stroop paradigm. Abstract presented at the 68<sup>th</sup> Annual Meeting of the Society of Biological Psychiatry, San Francisco, CA, May 16-18, 2013.
251. Weber, M, & **Killgore, WDS**. The interrelationship between ‘sleep credit’, emotional intelligence and mental health – a voxel-based morphometric study. Abstract presented at the SLEEP 2013 Annual Meeting, Baltimore, MD, June 1-5, 2013.
252. Weber, M, Penetar, DM, Trksak, GH, DelDonno, SR, Kipman, M, Schwab, ZJ, & **Killgore, WDS**. Morning blue wavelength light therapy improves sleep, cognition, emotion and brain function following mild traumatic brain injury. Abstract presented at the SLEEP 2013 Annual Meeting, Baltimore, MD, June 1-5, 2013.
253. **Killgore, WDS**, Schwab, ZJ, Kipman, M, DelDonno, SR, & Weber, M. Problems with Sleep Initiation and Sleep Maintenance Correlate with Functional Connectivity Among Primary

Sensory Cortices. Abstract presented at the SLEEP 2013 Annual Meeting, Baltimore, MD, June 1-5, 2013.

254. **Killgore, WDS**, Schwab, ZJ, Kipman, M, DelDonno, SR, & Weber, M. A Couple of Hours Can Make a Difference: Self-Reported Sleep Correlates with Prefrontal-Amygdala Connectivity and Emotional Functioning. Abstract presented at the SLEEP 2013 Annual Meeting, Baltimore, MD, June 1-5, 2013.
255. Tkachenko, O, Schwab, ZJ, Kipman, M, DelDonno, SR, Preer, LA, Gogel, H, Weber, M, Webb, CA, & **Killgore, WDS**. Difficulty in falling asleep and staying asleep linked to a sub-clinical increase in symptoms of psychopathology. Abstract presented at the SLEEP 2013 Annual Meeting, Baltimore, MD, June 1-5, 2013.
256. Preer, LA, Tkachenko, O, Gogel, H, Schwab, ZJ, Kipman, M, DelDonno, SR, Weber, M, Webb, CA, & **Killgore, WDS**. Linking Sleep Initiation Trouble to Neuroticism, Emotional Control, and Impulsiveness. Abstract presented at the SLEEP 2013 Annual Meeting, Baltimore, MD, June 1-5, 2013.