



Naval Fuels & Lubricants

Cross Functional Team

Research Report

Navy Coalescence Test on Petroleum F-76 Fuel with Lubrizol 9352 Lubricity Improver at 300 ppm

NF&LCFT REPORT 441/12-017

20 June 2012

Prepared By:

**CHRISTOPHER J. LAING
Filtration Test Engineer
AIR-4.4.5.1**

NAVAIR Public Release 2013-894

Distribution Statement A - Approved for public release; distribution is unlimited

Report prepared and released by:



**Naval Air Systems Command
Naval Air Warfare Center, Aircraft Division, AIR-4.4.1
Naval Fuels & Lubricants CFT
22229 Elmer Road
Patuxent River MD 20670-1534**

Reviewed and Approved by:

JOHN BUFFIN Refueling Systems Mechanical Engineer AIR-4.4.5.1
RICHARD A. KAMIN Fuels Team Lead AIR-4.4.5

Released by

DOUGLAS F. MEARNES Fuels & Lubricants Systems Engineer AIR-4.4.1

TABLE OF CONTENTS

	Page
LIST OF FIGURES	iv
EXECUTIVE SUMMARY	v
LIST OF ACRONYMS/ABBREVIATIONS.....	vi
1.0 BACKGROUND	1
2.0 OBJECTIVE	1
3.0 APPROACH.....	1
4.0 DISCUSSION.....	2
5.0 CONCLUSIONS	4
6.0 RECOMMENDATIONS.....	5
7.0 REFERENCES	5

EXECUTIVE SUMMARY

The Navy Coalescence Test (NCT) is a fit-for-purpose test which uses a specially manufactured small filter/coalescer cell to simulate the performance of a full scale filter/coalesce system while utilizing a small volume of fuel. This testing is designed to predict the performance of the filter/coalescer systems currently in use in the fleet.

Many diesel fuels are used in applications which require them to lubricate fuel wetted parts. To improve the lubricity of a diesel fuel specific additives are added into the fuel. One such additive, Lubrizol 9352, was tested for coalesce performance in a base fuel of petroleum F-76. The additized fuel performed as well or better than non-additized F-76 in the NCT. Therefore it is recommended to continue with additional fit-for- purpose testing.

LIST OF FIGURES

Figure	Title	Page
Figure 1	NCT Theory of Operation	2
Figure 2	Raw water level data by test hour.....	3
Figure 3	Calculated Water Coalescence Data.....	4

LIST OF ACRONYMS/ABBREVIATIONS

NCT.....	Navy Coalescence Test
PPM.	parts per million
F76	USN F76 grade Diesel Fuel

DEFINITIONS

Turnover.....	amount of time it takes to flow the entire volume of fluid in a container, also known as resonance time
Dissolved Water.....	water that is in solution with the fuel i.e. at or below the saturation point
Free Water	water in a multi-fluid stream which is above the fluids saturation point
Element	a separation device which acts upon a fluid stream, these may include filters, coalescers or separators
Coalescence.....	the ability to shed water from fuel

This Page Intentionally Left Blank

Navy Coalescence Test on Petroleum F-76 Fuel with Lubrizol 9352 Lubricity Improver at 300 ppm

1.0 BACKGROUND

The Navy Coalescence Test (NCT) is a screening tool to determine the impacts of fuel chemistry, fuel, and/or additives on filter-separator performance. The NCT is a scaled down version of a full-scale filter coalescer. The NCT utilizes a miniature version of a full size coalescer and separator assembled in a capsule. The capsule is engineered to have the same flow per unit area as a full size coalescer. The single pass flow rate is 33 mls/min when using diesel fuel, as per the filter coalesce manufacturer's recommendation. The test is comprised of flowing fuel, injecting a known amount of water upstream of the coalescer, and measuring the water concentration in the fuel downstream of the test capsule. The total water content in the fuel is measured at the 1) outlet of the tank (prior to water injection), 2) coalescer inlet (after water injection), and 3) coalescer outlet. By measuring and graphing the results of the water levels at those three points, the effects on coalescence can be determined. When coalescence is not affected, the tank and outlet water levels are close in value and give consistent results. When coalescence is compromised, the inlet and outlet levels of the coalescer are closer and give erratic results. The standard test duration is 80 hours. A flow schematic for the NCT is shown in Figure 1.

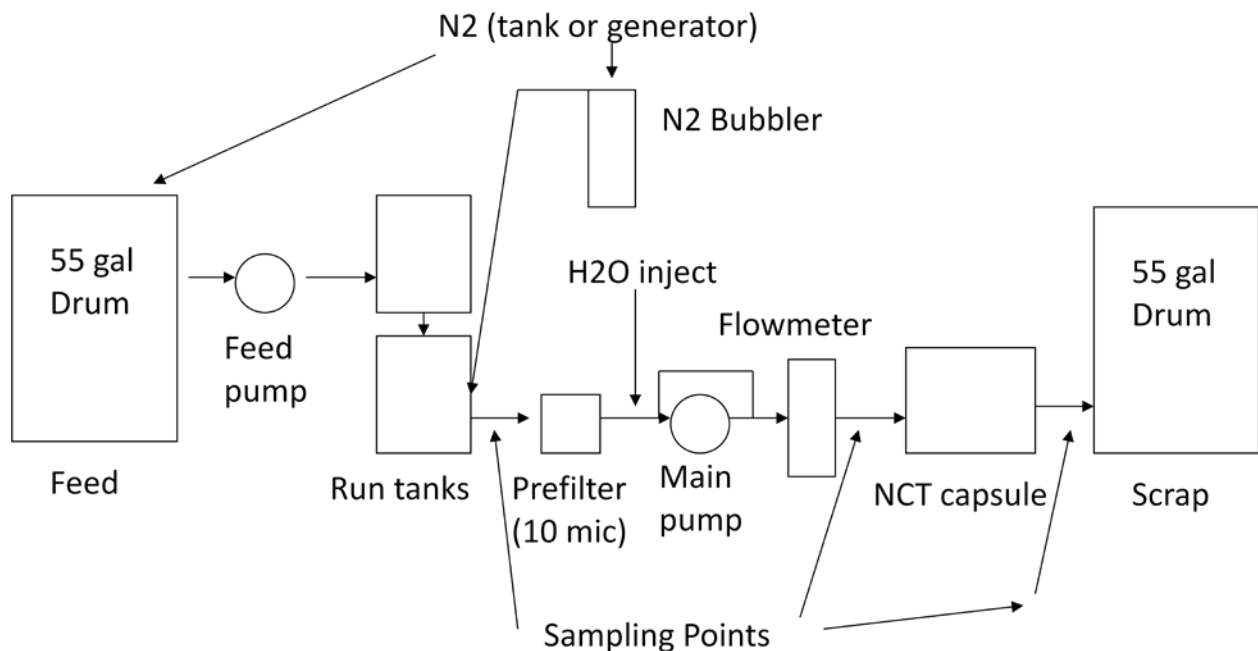


Figure 1: NCT Flow Schematic

A lubricity improver additive, Lubrizol 9352, was studied in this particular test. The additive is intended to impart an increased lubricity to the base fuel; however the addition of any additive to

F-76 requires the impact of the additive on the fuel's flow and filterability properties, such as coalescence, be assessed.

2.0 OBJECTIVE

The objective of this test is to determine the water shedding or coalescence properties of the test fuel. Free water levels upstream and downstream of the filter/coalesce test cell will be compared to a saturated level of water in the same fuel. Water is injected upstream of the filter/coalescer. A passing fuel will have downstream measurements which track with the saturated levels instead of the upstream levels. This will indicate satisfactory water separation properties of the test fuel.

3.0 APPROACH

Testing was conducted in accordance with the NCT Standard Work Package (SWP44FL-003). The base fuel was stored in epoxy lined drums, and put through a recirculating filtration stand before it entered the test rig. This is designed to remove any excess contaminants and establish a contaminant free baseline for the fuel. Each drum was recirculated with a drum pump for 22 turnovers to solubilize any large contaminants in the fuel stream and then recirculated for 122 turnovers through a series of filter/coalescers to remove any contaminants.

Once the fuel was contaminant free, the recirculating stand was put into bypass mode and the test additive was introduced into the fuel. Each drum was recirculated for 7 turnovers using the recirculation pump in order to mix the additive through the entire volume of fuel. The additive added to the fuel was Lubrizol 9352 at a concentration of 300 ppm (v/v).

Once the fuel was additized, it was placed in the test rig. Fuel drums were pressurized with nitrogen to both offset the vacuum produced by the feed pump and inert the system. The rig's feed pump pumps the fuel into a feed tank where it is injected with a feed of nitrogen and de-ionized water. This enabled the fuel to stabilize at a level where it is saturated with dissolved water. A sample of the fuel at this stage is tested using a Karl Fischer coulometric titrator, which reads the total parts per million (ppm) of water in the fuel. This reading is known as the saturated tank level.

The next step injects a constant amount of free water into the fuel stream. This injection rate was set using an explosion-proof electric needle injection pump and a syringe of de-ionized water. The target level of free water injection is 200-300 ppm. This condition was chosen because it represents a significant increase which could be seen in real field conditions. The saturated fuel stream is pumped through the rig using the test pump. This action atomizes the injected water stream with the water saturated fuel stream through the use of recirculation valves. Three samples of this fuel are tested in the Karl Fischer to give an average reading of the total water upstream of the test element housing. These samples are noted as the upstream readings.

The last step is to flow the water and fuel through the filter/coalescer cell test housing. The filter/coalescer and test separator will act on the fuel to separate the water from the fuel using both size occlusion and polarity of materials. Once the fuel has passed through the housing,

three samples are tested in the Karl Fischer to give an average reading of the total water at this point in the test rig. These samples are known as the downstream samples.

The test was run for 80 hours of fuel flow through the test element housing at a rate of 33 milliliters per minute. During this time the 7 Karl Fischer measurements above will be measured once an hour. In addition, the total and differential pressure across the test element was measured. If the differential pressure is greater than 15 psi, the filter has been compromised and the test will be reported as a failure. In order to pass the test, the difference in water levels between the saturated tank and the downstream readings must be within 100 ppm of each other. If for four or more hours the difference in average readings is greater than 100 ppm, the test will be reported as a failure. The 100 ppm condition has been chosen because it allows for variations in the fuel sample, as well as random events such as excess water concentration upstream or incomplete saturation due to variations in nitrogen pressure and flow.

4.0 DISCUSSION

This test was conducted to determine the effects of the Lubrizol 9352 on the coalescence properties of the fuel. No other additives were present in the fuel. The saturated, upstream and downstream total water concentrations in the fuel stream are graphically represented below in Figure 2. These are graphed by test hour to show the trends in the water levels over the test duration.

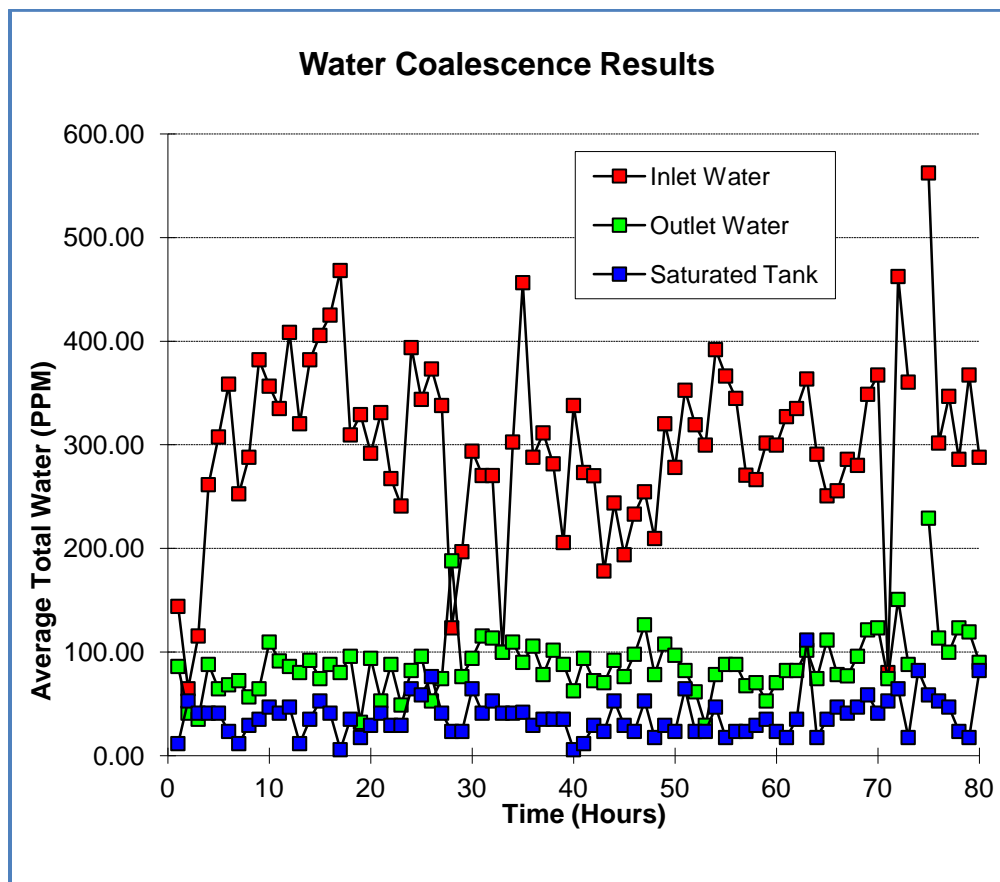


Figure 2: Raw water level data by test hour

As shown in Figure 2, the injected water level varied in concentration, but remained well in excess of the saturated level. The average injected water concentration was 261 ppm and the average tank water saturation level was 38 ppm.

The greatest water separation is seen when comparing the downstream fuel with the saturated fuel in order to see how well the test element removes the injected free water. The difference between the saturated fuel and the downstream fuel is seen in Figure 3 below.

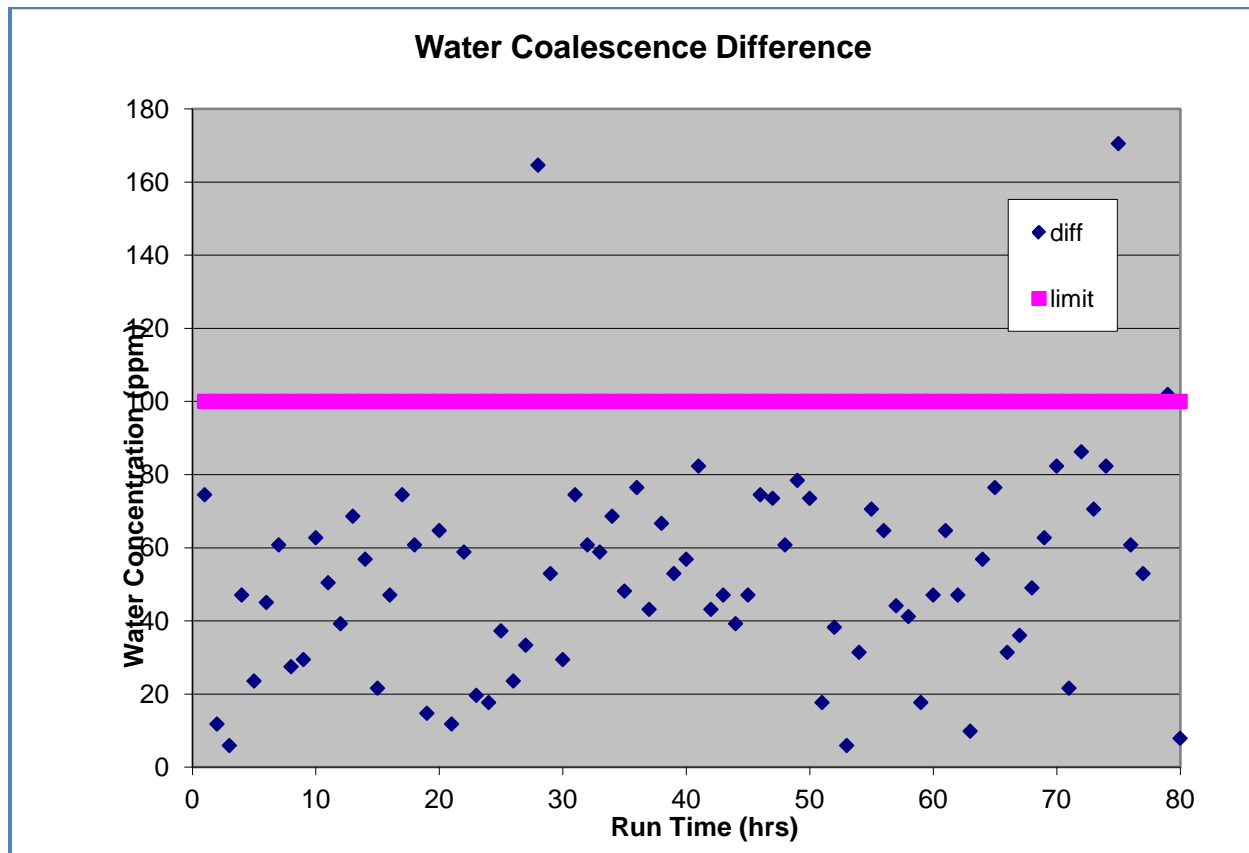


Figure 3. Calculated Water Coalescence Data

Figure 3 shows that all but three points were well under the 100 ppm limit. The average difference between the saturated and downstream water levels was 53 ppm indicating satisfactory coalescence. This additized fuel performed as well or better than the baseline F76 fuel.

5.0 CONCLUSIONS

The Lubrizol 9352 additive at 300 ppm (v/v) met all the NCT requirements satisfactorily.

6.0 RECOMMENDATIONS

The Lubrizol 9352 additive at 300 ppm (v/v) is recommended for further testing.

7.0 REFERENCES

SWP44FL-003 Navy Fuels and Lubricants CFT Navy Coalescence Tester (NCT)

This Page Intentionally Left Blank

APPENDIX A
Table A-1 Test Data

Run Time	avg. inlet	avg. outlet	avg. tank	dP
(test hour)	(ppm)	(ppm)	(ppm)	(psi)
1	144.19	86.22	11.76	N/A
2	64.67	41.16	52.91	N/A
3	115.62	35.27	41.15	N/A
4	261.61	88.18	41.15	N/A
5	307.66	64.67	41.15	N/A
6	358.61	68.52	23.52	N/A
7	252.79	72.51	11.76	N/A
8	288.07	56.83	29.39	N/A
9	382.13	64.67	35.27	N/A
10	356.65	109.74	47.03	N/A
11	335.10	91.55	41.15	N/A
12	408.58	86.22	47.03	N/A
13	320.40	80.35	11.76	N/A
14	382.13	92.10	35.27	N/A
15	405.64	74.47	52.91	N/A
16	425.24	88.18	41.15	N/A
17	468.26	80.34	5.88	N/A
18	309.62	96.02	35.27	N/A
19	329.22	32.34	17.64	N/A
20	291.97	94.06	29.39	N/A
21	331.18	52.91	41.15	N/A
22	267.49	88.18	29.39	N/A
23	241.04	48.99	29.39	N/A
24	393.89	82.30	64.67	N/A
25	343.92	96.02	58.79	N/A
26	373.26	52.91	76.43	N/A
27	338.02	74.47	41.15	N/A
28	123.46	188.13	23.52	N/A
29	196.95	76.43	23.52	N/A
30	293.95	94.06	64.67	N/A
31	270.43	115.62	41.15	N/A
32	270.43	113.66	52.91	N/A
33	99.94	99.94	41.15	N/A
34	302.76	109.74	41.15	N/A
35	456.52	90.14	42.03	N/A
36	288.07	105.82	29.39	N/A
37	311.58	78.39	35.27	N/A
38	281.74	101.90	35.27	N/A
39	205.76	88.18	35.27	N/A
40	338.04	62.71	5.88	N/A
41	273.37	94.06	11.76	N/A

Table A-1 Test Data (Continued)

Run Time (test hour)	avg. inlet (ppm)	avg. outlet (ppm)	avg. tank (ppm)	dP (psi)
42	270.23	72.51	29.39	N/A
43	178.33	70.54	23.52	N/A
44	243.98	92.10	52.91	N/A
45	194.01	76.43	29.39	N/A
46	233.20	97.98	23.52	N/A
47	254.75	126.40	52.91	N/A
48	209.68	78.38	17.64	N/A
49	320.40	107.78	29.39	N/A
50	278.27	97.00	23.52	N/A
51	352.73	82.30	64.67	N/A
52	319.42	61.73	23.52	N/A
53	299.82	29.40	23.52	N/A
54	391.93	78.39	47.03	N/A
55	366.45	88.18	17.64	N/A
56	344.90	88.18	23.52	N/A
57	270.77	67.63	23.52	N/A
58	266.51	70.55	29.39	N/A
59	301.78	52.91	35.27	N/A
60	299.82	70.55	23.52	N/A
61	327.26	82.31	17.64	N/A
62	335.10	82.30	35.27	N/A
63	363.62	101.90	111.70	N/A
64	291.01	74.47	17.64	N/A
65	250.83	111.70	35.27	N/A
66	255.73	78.39	47.03	N/A
67	286.10	77.13	41.15	N/A
68	280.23	96.02	47.03	N/A
69	348.81	121.50	58.79	N/A
70	367.43	123.46	41.15	N/A
71	80.34	74.47	52.91	N/A
72	462.47	150.89	64.67	N/A
73	360.57	88.18	17.64	N/A
74			82.30	N/A
75	562.41	229.28	58.77	N/A
76	301.78	113.66	52.91	N/A
77	346.86	99.94	47.03	N/A
78	286.10	123.45	23.52	N/A
79	367.44	119.54	17.64	N/A
80	288.06	90.14	82.30	N/A

NOTE: cells which are blacked out represent times at which the test equipment was not operating properly. Since the data trends were normal after the equipment was fixed, the data was deemed suitable for use. Note also that the pressure gauges were non-functioning during this test

REPORT DOCUMENTATION PAGE

Form Approved
OMB No. 0704-0188

Public reporting burden for this collection of information is estimated to average 1 hour per response, including the time for reviewing instructions, searching existing data sources, gathering and maintaining the data needed, and completing and reviewing this collection of information. Send comments regarding this burden estimate or any other aspect of this collection of information, including suggestions for reducing this burden to Department of Defense, Washington Headquarters Services, Directorate for Information Operations and Reports (0704-0188), 1215 Jefferson Davis Highway, Suite 1204, Arlington, VA 22202-4302. Respondents should be aware that notwithstanding any other provision of law, no person shall be subject to any penalty for failing to comply with a collection of information if it does not display a currently valid OMB control number. **PLEASE DO NOT RETURN YOUR FORM TO THE ABOVE ADDRESS.**

1. REPORT DATE (DD-MM-YYYY) 06-20-2012		2. REPORT TYPE Technical		3. DATES COVERED (From - To) 06-18-2012 to 06-29-2012	
4. TITLE AND SUBTITLE Navy Coalescence Test on Petroleum F76 with Lubrizol 9352				5a. CONTRACT NUMBER N/A	
				5b. GRANT NUMBER N/A	
				5c. PROGRAM ELEMENT NUMBER N/A	
6. AUTHOR(S) Laing, Christopher; Author Buffin, Jack; Editor Kamin, Richard; Editor Mearns, Douglas; Editor				5d. PROJECT NUMBER N/A	
				5e. TASK NUMBER N/A	
				5f. WORK UNIT NUMBER N/A	
7. PERFORMING ORGANIZATION NAME(S) AND ADDRESS(ES) Naval Fuels & Lubricants Cross Functional Team 22229 Elmer Road Patuxent River, MD 20670				8. PERFORMING ORGANIZATION REPORT NUMBER NF&LCFT Report 441/12-017	
9. SPONSORING / MONITORING AGENCY NAME(S) AND ADDRESS(ES) Chief of Naval Operations N42 2511 Jefferson Davis Highway Arlington VA 22202				10. SPONSOR/MONITOR'S ACRONYM(S) N/A	
				11. SPONSOR/MONITOR'S REPORT NUMBER(S) N/A	
12. DISTRIBUTION / AVAILABILITY STATEMENT A Approved for public release; distribution is unlimited.					
13. SUPPLEMENTARY NOTES N/A					
14. ABSTRACT The Navy Coalescence Test (NCT) is a fit-for-purpose test which uses a specially manufactured small filter/coalescer cell to simulate the performance of a full scale filter/coalesce system while utilizing a small volume of fuel. This testing is designed to predict the performance of the filter/coalescer systems currently in use in the fleet. Many diesel fuels are used in applications which require them to lubricate fuel wetted parts. To improve the lubricity of a diesel fuel specific additives are added into the fuel. One such additive, Lubrizol 9352 was tested in a base fuel of petroleum F76 which is reported here. The additized fuel performed as well or better than non-additized F76 in the NCT. Therefore it is recommended to continue with additional fit-for- purpose testing.					
15. SUBJECT TERMS Navy Coalescence Test, NCT, F76, Lubricity Improver					
16. SECURITY CLASSIFICATION OF:			17. LIMITATION OF ABSTRACT Unclassified Unlimited	18. NUMBER OF PAGES 15	19a. NAME OF RESPONSIBLE PERSON Douglas F. Mearns
a. REPORT UNCLASSIFIED	b. ABSTRACT UNCLASSIFIED	c. THIS PAGE UNCLASSIFIED			19b. TELEPHONE NUMBER (include area code) 301-757-3421