

Report Documentation Page

Form Approved
OMB No. 0704-0188


Public reporting burden for the collection of information is estimated to average 1 hour per response, including the time for reviewing instructions, searching existing data sources, gathering and maintaining the data needed, and completing and reviewing the collection of information. Send comments regarding this burden estimate or any other aspect of this collection of information, including suggestions for reducing this burden, to Washington Headquarters Services, Directorate for Information Operations and Reports, 1215 Jefferson Davis Highway, Suite 1204, Arlington VA 22202-4302. Respondents should be aware that notwithstanding any other provision of law, no person shall be subject to a penalty for failing to comply with a collection of information if it does not display a currently valid OMB control number.

1. REPORT DATE MAY 2015		2. REPORT TYPE		3. DATES COVERED 00-00-2015 to 00-00-2015	
4. TITLE AND SUBTITLE Obligations & Expenditures: An Investigation into the Factors that Affect OSD Goals				5a. CONTRACT NUMBER	
				5b. GRANT NUMBER	
				5c. PROGRAM ELEMENT NUMBER	
6. AUTHOR(S)				5d. PROJECT NUMBER	
				5e. TASK NUMBER	
				5f. WORK UNIT NUMBER	
7. PERFORMING ORGANIZATION NAME(S) AND ADDRESS(ES) Defense Acquisition University, 9820 Belvoir Road, Fort Belvoir, VA, 22060				8. PERFORMING ORGANIZATION REPORT NUMBER	
9. SPONSORING/MONITORING AGENCY NAME(S) AND ADDRESS(ES)				10. SPONSOR/MONITOR'S ACRONYM(S)	
				11. SPONSOR/MONITOR'S REPORT NUMBER(S)	
12. DISTRIBUTION/AVAILABILITY STATEMENT Approved for public release; distribution unlimited					
13. SUPPLEMENTARY NOTES Presented at the 12th Annual Acquisition Research Symposium held May 13-14, 2015 in Monterey, CA.					
14. ABSTRACT					
15. SUBJECT TERMS					
16. SECURITY CLASSIFICATION OF:			17. LIMITATION OF ABSTRACT	18. NUMBER OF PAGES	19a. NAME OF RESPONSIBLE PERSON
a. REPORT	b. ABSTRACT	c. THIS PAGE			
unclassified	unclassified	unclassified	Same as Report (SAR)	21	

Background

Traditionally, DoD Acquisition Organizations have found it difficult to meet established OSD Obligation and Expenditure rate Goals

Recent USD (Comptroller and & ATL) Guidance



Obligation and Expenditure Goals

		RDT&E		Procurement		O&M		MILCON	
		Obl.	Exp.	Obl.	Exp.	Obl.	Exp.	Obl.	Exp.
First Year of Availability	Oct	7.5%	4.6%	6.7%	N/A	8.3%	6.3%	5.4%	1.2%
	Nov	15.0%	9.2%	13.3%	N/A	16.7%	12.5%	10.8%	2.3%
	Dec	22.5%	13.8%	20.0%	N/A	25.0%	18.8%	16.3%	3.5%
	Jan	30.0%	18.3%	26.7%	N/A	33.3%	25.0%	21.7%	4.7%
	Feb	37.5%	22.9%	33.3%	N/A	41.7%	31.3%	27.1%	5.8%
	Mar	45.0%	27.5%	40.0%	N/A	50.0%	37.5%	32.5%	7.0%
	Apr	52.5%	32.1%	46.7%	N/A	58.3%	43.8%	37.9%	8.2%
	May	60.0%	36.7%	53.3%	N/A	66.7%	50.0%	43.3%	9.3%
	Jun	67.5%	41.3%	60.0%	N/A	75.0%	56.3%	48.8%	10.5%
Second Year of Availability	Jul	75.0%	45.8%	66.7%	N/A	83.3%	62.5%	54.2%	11.7%
	Aug	82.5%	50.4%	73.3%	N/A	91.7%	68.8%	59.6%	12.8%
	Sep	90.0%	55.0%	80.0%	N/A	100.0%	75.0%	65.0%	14.0%
	Oct	90.8%	57.9%	80.8%	N/A	100.0%	77.1%	67.1%	18.1%
	Nov	91.7%	60.8%	81.7%	N/A	100.0%	79.2%	69.2%	22.2%
	Dec	92.5%	63.8%	82.5%	N/A	100.0%	81.3%	71.3%	26.3%
	Jan	93.3%	66.7%	83.3%	N/A	100.0%	83.3%	73.3%	30.3%
	Feb	94.2%	69.6%	84.2%	N/A	100.0%	85.4%	75.4%	34.4%
	Mar	95.0%	72.5%	85.0%	N/A	100.0%	87.5%	77.5%	38.5%
Third Year of Availability	Apr	95.8%	75.4%	85.8%	N/A	100.0%	89.6%	79.6%	42.6%
	May	96.7%	78.3%	86.7%	N/A	100.0%	91.7%	81.7%	46.7%
	Jun	97.5%	81.3%	87.5%	N/A	100.0%	93.8%	83.8%	50.8%
	Jul	98.3%	84.2%	88.3%	N/A	100.0%	95.8%	85.8%	54.8%
	Aug	99.2%	87.1%	89.2%	N/A	100.0%	97.9%	87.9%	58.9%
	Sep	100.0%	90.0%	90.0%	N/A	100.0%	100.0%	90.0%	63.0%
	Oct	100.0%	90.8%	90.8%	N/A	100.0%	100.0%	90.4%	65.5%
	Nov	100.0%	91.7%	91.7%	N/A	100.0%	100.0%	90.8%	68.1%
	Dec	100.0%	92.5%	92.5%	N/A	100.0%	100.0%	91.3%	70.6%
Fourth Year of Availability	Jan	100.0%	93.3%	93.3%	N/A	100.0%	100.0%	91.7%	73.2%
	Feb	100.0%	94.2%	94.2%	N/A	100.0%	100.0%	92.1%	75.7%
	Mar	100.0%	95.0%	95.0%	N/A	100.0%	100.0%	92.5%	78.3%
	Apr	100.0%	95.8%	95.8%	N/A	100.0%	100.0%	92.9%	80.8%
	May	100.0%	96.7%	96.7%	N/A	100.0%	100.0%	93.3%	83.3%
	Jun	100.0%	97.5%	97.5%	N/A	100.0%	100.0%	93.8%	85.9%
	Jul	100.0%	98.3%	98.3%	N/A	100.0%	100.0%	94.2%	88.4%
	Aug	100.0%	99.2%	99.2%	N/A	100.0%	100.0%	94.6%	91.0%
	Sep	100.0%	100.0%	100.0%	N/A	100.0%	100.0%	95.0%	93.5%

2. ...obligation rates lower than established benchmarks should not be the determinative measuring stick for program execution and must not be regarded as a failure .
3. Late obligation of funds should not be presumed to imply that the funds are not needed or that future budgets should be reduced unless there is other evidence to support that conclusion. **It may, however, indicate a need to examine whether rephasing funding is appropriate to more properly align with actual program execution.**
4. Providing savings to the organization, military service, or DoD component as early in the fiscal year as possible should be encouraged and rewarded, professionally and visibly.
5. Savings will not be reallocated at any higher DoD level than necessary to fulfill shortfalls in priority requirements.
6. Managers who release unobligated funds to higher priorities will not automatically be penalized in their next year's budget with a lower allocation and may be candidates for additional funding to offset prior year reductions.

What Factors Matter the Most?



This research set out to assess the contributing factors that could be inhibiting/interfering with a Program's ability to meet OSD's goals through a more comprehensive analysis of field experiences and current processes.

Opinio® Survey Instrument

Methodology

ACQUISITION EFFECTIVENESS

26. How did the negotiated contract costs compare with the costs projected in the PB exhibits (e.g. R-2A Planned Programs) for the program's largest FY12 RDT&E requirements in the Primary Account?

CONTRACTING

22. Rate the level of adverse impact of the following factors on your program's ability to meet OSD's End-of-Year Obligation and Expenditure goals.

PROGRAM PLANS AND ACQUISITION AUTHORITY

18. Rate the level of adverse impact of the following factors on your program's ability to meet OSD's End-of-Year Obligation and Expenditure goals.

RESOURCE AVAILABILITY

14. Rate the level of adverse impact of the following factors on your program's ability to meet OSD's End-of-Year Obligation and Expenditure goals.

EXECUTION

24. What mean respondent

BUSINESS PRACTICES

20. Rate the level of adverse impact of the following factors on your program's ability to meet OSD's End-of-Year Obligation and Expenditure goals.

REQUIREMENTS

13. Rate the level of adverse impact of the following factors on your program's ability to meet OSD's End-of-Year Obligation and Expenditure goals.

PROGRAM DETAILS

6. Primary RDT&E Account:

7. Secondary RDT&E Account (if greater than 20% of annual funding):



Survey Key Features

- Customized branching—more efficient for respondent and data analysts
- Used 1-7 Likert scale
- Questions mostly quantitative
- Matrix reduced respondent time
- Non-attribution promised... confidentiality maintained
- Some key questions open-ended

Open-ended Questions

1. How could OSD and DoD Components better measure and/or incentivize program execution while promoting efficiencies and acquisition effectiveness?
2. How could PMs be incentivized to return excess or early-to-need funds?
3. What metrics are useful to manage obligation of funds?
4. Any recommendations to help meet OSD's obligation and expenditure goals?
5. Any recommendations to PMs/BFMs to improve obligation/expenditure rates?
6. Any Requirements issues?
7. Any Insufficient personnel resources?
8. Any Program plan issues?
9. Any Program Management office issues?
10. Any Acquisition Authority issues?
11. Causes of uneven burn rate?
12. Any Contractual issues?
13. Other actions affecting under execution?

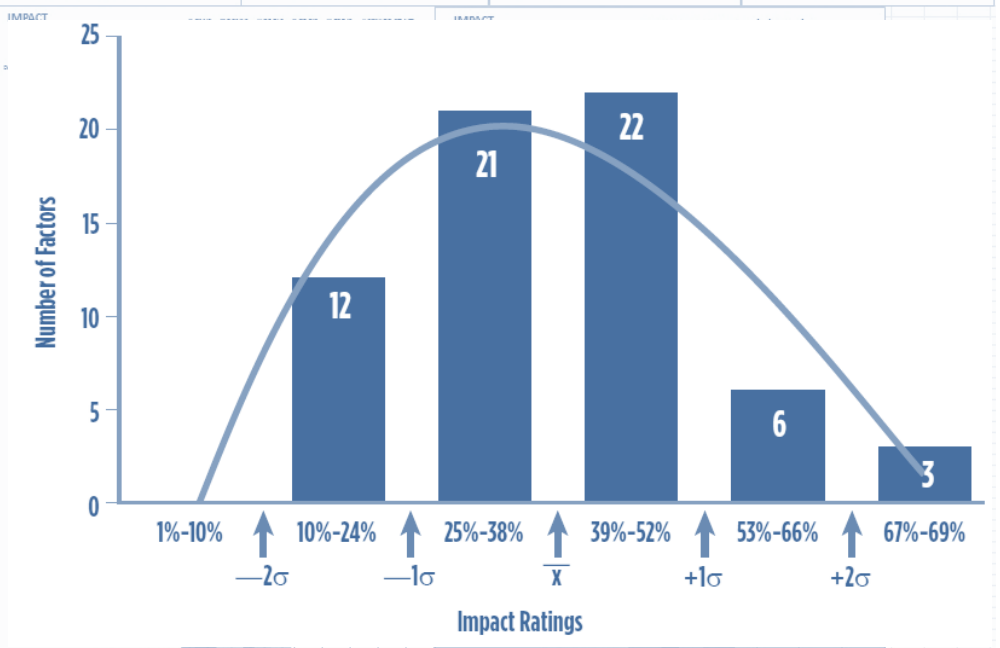
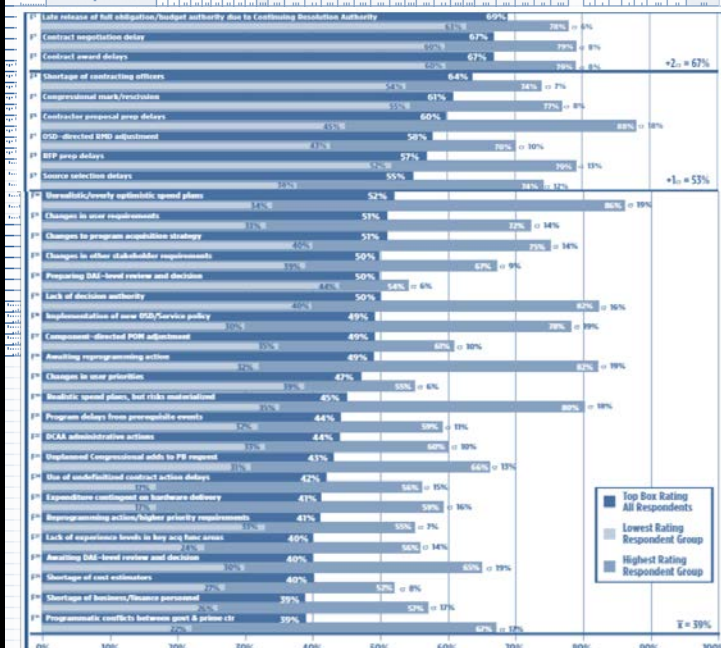


What did the Data Say?

Findings

Survey Respondent Details

ACAT Levels			Respondent Groups			TOTALS		
I	II	III	Program Office	PEO	Senior Staff	Responses	Queried	Response Rate
91	28	23	142	63	24	229	698	33%



TOP-BOX SCORING Explanation

Methodology

Factors rated with regard to their respective programs

REQUIREMENTS

10. Rate the level of adverse impact of the following factors on your program's ability to meet OSD's End-of-Year Obligation and Expenditure goals. Also, if this factor occurs periodically, indicate frequency. If not, select N/A.

N/A=Not Applicable; DK=Don't Know; D=Daily; W=Weekly; M=Monthly; Q=Quarterly; SA=Semi Annually; A=Annually

	No Impact.....			Significant Impact				Select Frequency								
	1	2	3	4	5	6	7	N/A	DK	D	W	M	Q	SA	A	N/A
Changes in user requirements	<input type="radio"/>	<input type="radio"/>	<input type="radio"/>	<input type="radio"/>	<input type="radio"/>	<input type="radio"/>	<input type="radio"/>	<input type="radio"/>	<input type="radio"/>	<input type="radio"/>	<input type="radio"/>	<input type="radio"/>	<input type="radio"/>	<input type="radio"/>	<input type="radio"/>	<input type="radio"/>
Changes in user priorities	<input type="radio"/>	<input type="radio"/>	<input type="radio"/>	<input type="radio"/>	<input type="radio"/>	<input type="radio"/>	<input type="radio"/>	<input type="radio"/>	<input type="radio"/>	<input type="radio"/>	<input type="radio"/>	<input type="radio"/>	<input type="radio"/>	<input type="radio"/>	<input type="radio"/>	<input type="radio"/>
Changes in other stakeholder requirements	<input type="radio"/>	<input type="radio"/>	<input type="radio"/>	<input type="radio"/>	<input type="radio"/>	<input type="radio"/>	<input type="radio"/>	<input type="radio"/>	<input type="radio"/>	<input type="radio"/>	<input type="radio"/>	<input type="radio"/>	<input type="radio"/>	<input type="radio"/>	<input type="radio"/>	<input type="radio"/>
Changes in system specifications (i.e. ECP's)	<input type="radio"/>	<input type="radio"/>	<input type="radio"/>	<input type="radio"/>	<input type="radio"/>	<input type="radio"/>	<input type="radio"/>	<input type="radio"/>	<input type="radio"/>	<input type="radio"/>	<input type="radio"/>	<input type="radio"/>	<input type="radio"/>	<input type="radio"/>	<input type="radio"/>	<input type="radio"/>
Redirection of contractor efforts to other priorities	<input type="radio"/>	<input type="radio"/>	<input type="radio"/>	<input type="radio"/>	<input type="radio"/>	<input type="radio"/>	<input type="radio"/>	<input type="radio"/>	<input type="radio"/>	<input type="radio"/>	<input type="radio"/>	<input type="radio"/>	<input type="radio"/>	<input type="radio"/>	<input type="radio"/>	<input type="radio"/>

- 7 point Likert scale for rating the level of adverse “Impacts” and sometimes “Frequency”
- Top-Box 3 combines the top 3 Likert scores and divides by the total responses
- Used to quickly assess results in stand-alone studies
- Used in the absence of benchmark or historical data
- Less focus on passive responses
- Responses grouped by the highest impact and the most frequent

Impact Factors Above \bar{x} Descending Order

Findings

Factors (F1-F16)	ALL	Respondent Groups			
		Low	High	\bar{x}	σ
1. Late release of full obligation/ budget authority due to CRA	69%	63%	78%	71%	6%
2. Contract negotiations delays	67%	60%	79%	70%	8%
3. Contract award delays	67%	60%	79%	68%	8%
+2σ					
4. Shortage of Contracting Officers	64%	54%	74%	64%	7%
5. Congressional mark	61%	55%	77%	63%	8%
6. Contractor proposal prep delays	60%	45%	88%	65%	18%
7. OSD directed RMD adjustment	58%	43%	70%	60%	10%
8. RFP prep delays	57%	52%	79%	59%	13%
9. Source selection delays	55%	38%	74%	58%	12%
+1σ					
10. Unrealistic/overly optimistic spend plans	52%	34%	86%	58%	19%
11. Changes in user requirements	51%	33%	72%	56%	14%
12. Changes to program acquisition strategy	51%	40%	75%	54%	14%
13. Changes in other stakeholder requirements	50%	39%	67%	51%	9%
14. Preparing DAE level review and decision	50%	44%	54%	50%	6%
15. Lack of decision authority at expected levels	50%	40%	82%	52%	16%
16. Implementation of new OSD/Service policy	49%	30%	78%	55%	19%

Factors (F17-F31)	ALL	Respondent Groups			
		Low	High	\bar{x}	σ
17. Component directed POM adjustment	49%	35%	61%	48%	10%
18. Awaiting reprogramming	49%	32%	82%	51%	19%
19. Changes in user priorities	47%	39%	55%	49%	6%
20. Realistic spend plans but risks materialized	45%	35%	80%	48%	18%
21. Program delays resulting from additional development, testing or other prerequisite events	44%	32%	59%	46%	11%
22. DCAA administrative actions	44%	33%	60%	45%	10%
23. Unplanned Congressional adds to PB request	43%	31%	66%	44%	13%
24. Use of undefinitized contract action delays	42%	17%	56%	43%	15%
25. Expenditure contingent on hardware delivery	41%	17%	59%	42%	16%
26. Loss of funding through reprogramming action to higher priority req'ts to PEO portfolio	41%	33%	55%	43%	7%
27. Lack of Experience levels in key acquisition functional areas	40%	24%	56%	44%	14%
28. Awaiting DAE level review and decision	40%	30%	65%	44%	19%
29. Shortage of Cost Estimators	40%	27%	52%	41%	8%
30. Shortage of Business/finance personnel	39%	26%	57%	43%	12%
31. Programmatic conflicts between govt and prime contractor	39%	22%	67%	44%	17%

\bar{x}

Four Open-Ended Questions

Findings

1. What metrics have you found most useful in managing the obligation of funds?

151 Recommendations: real-time monitoring...frequent reviews...tight coupling to contractor actions and milestones...realistic spend plans with inches...traceability...

2. What other recommendations would you make to meet OSD's Obs/Exps goals?

123 Recommendations: include a CRA duration variable...realistic plans...funding stability...reduce bureaucratic obstacles...synchronize processes and accounting systems...

3. What would you recommend to PMs/BFMs to improve OBLIGATION rates?

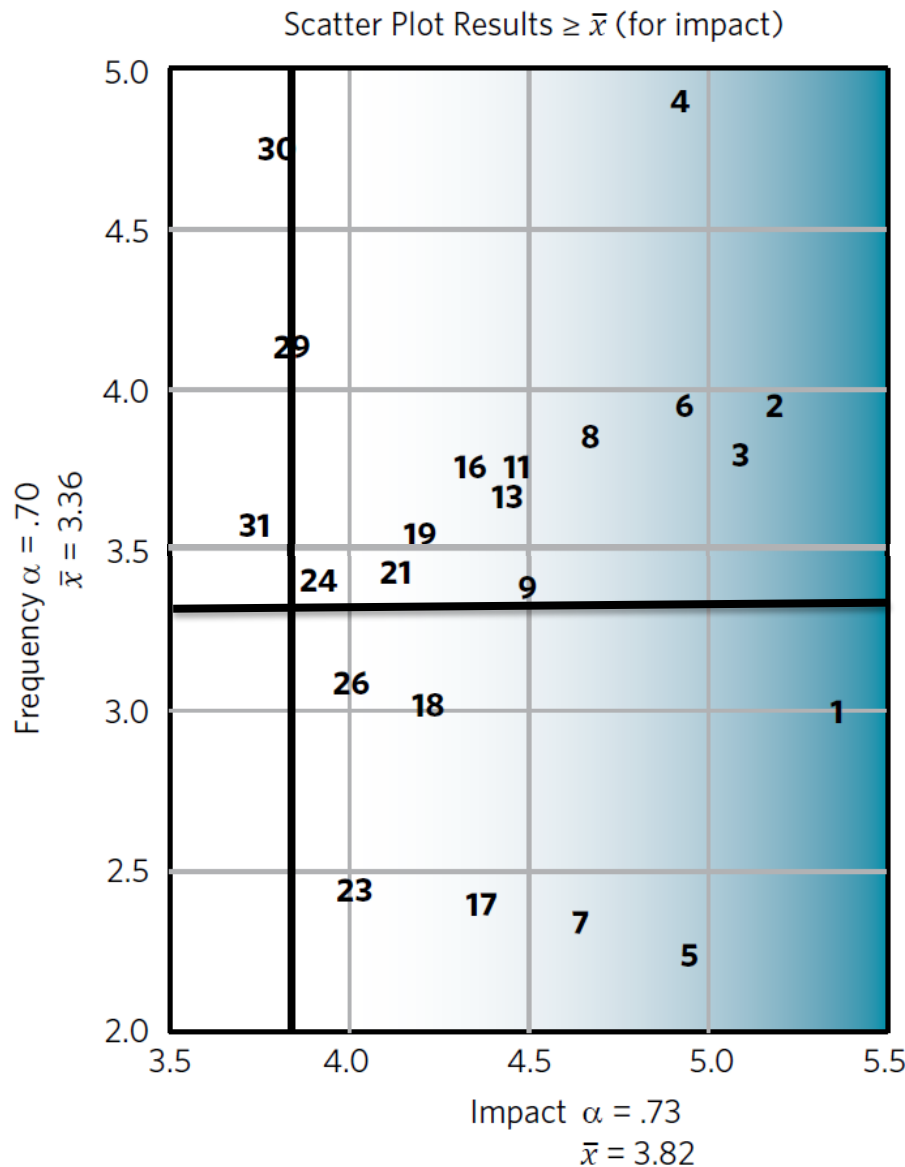
149 Recommendations: Better Planning (82)...Realistic schedules(31)...

4. What would you recommend to PMs/BFMs to improve EXPENDITURE rates?

158 recommendations: realistic goals...streamlined processes... government/industry cooperation... accountability... proactive workforce...

Contributing Factors (Frequency vs Impact)

Findings

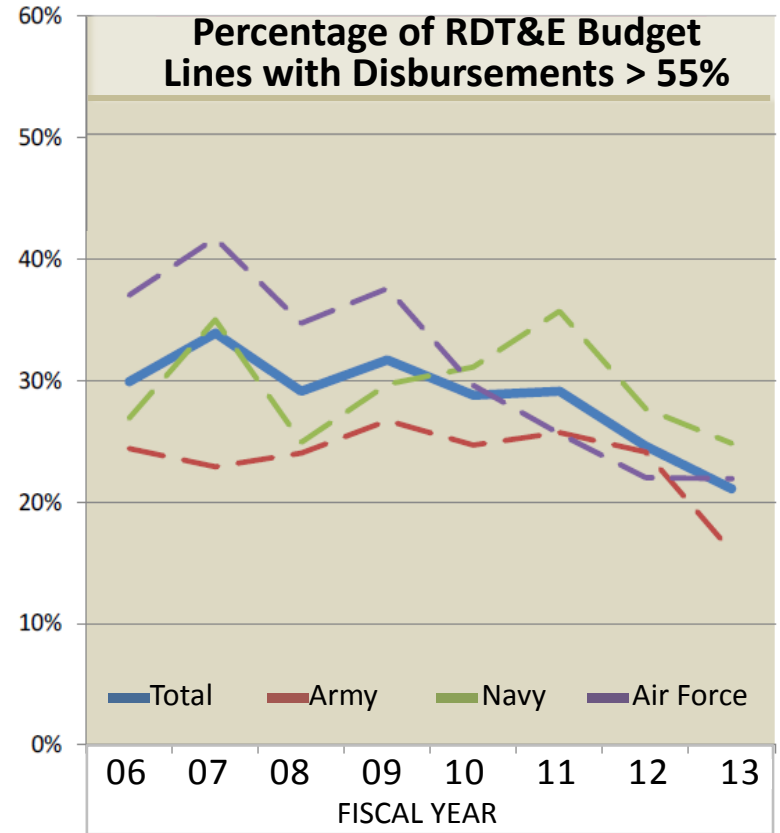
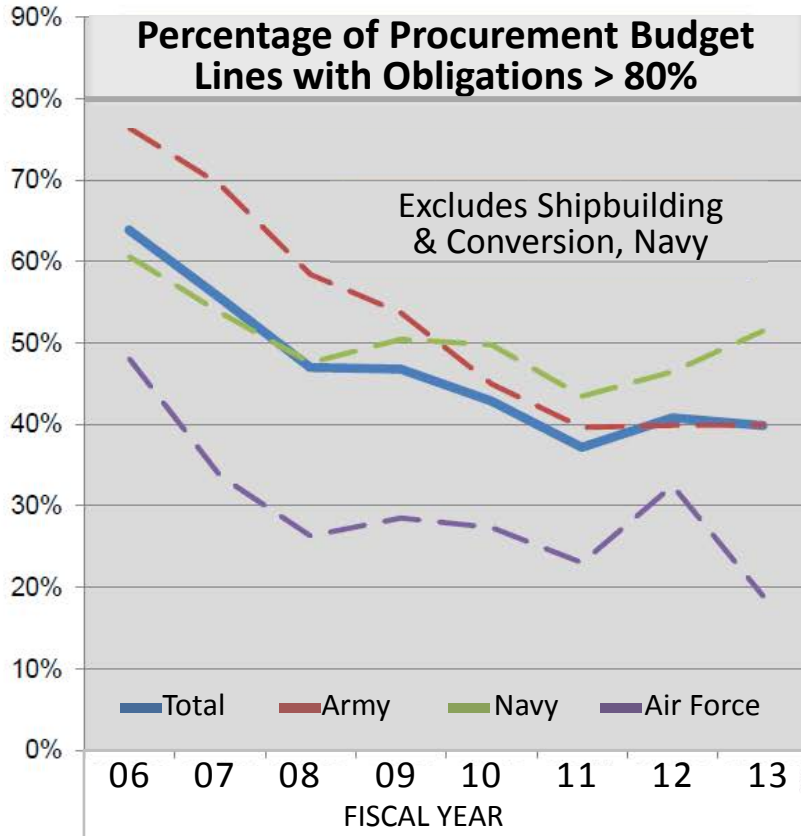


- 1 ****** Late release of full obligation/budget authority due to CRA
- 2 ****** Contract negotiation delays
- 3 ****** Contract award delays
- 4 ****** Shortage of Contracting Officers
- 5 ****** Congressional mark
- 6 ****** Contractor proposal prep delays
- 7 ****** OSD directed RMD adjustment
- 8 ****** RFP prep delays
- 9 ****** Source selection delays
- 10 ***** *Unrealistic/overly optimistic spend plans¹*
- 11 ***** Changes in user requirements
- 12 ***** *Changes to program acquisition strategy¹*
- 13 ***** Changes in other stakeholder requirements
- 14 ***** *Preparing DAE level review and decision¹*
- 15 ***** *Lack of decision authority at expected levels¹*
- 16 ***** Implementation of new OSD/Service policy
- 17 ***** Component directed POM adjustment
- 18 ***** Awaiting reprogramming action
- 19 ***** Changes in user priorities
- 20 ***** *Realistic spend plans but risks materialized¹*
- 21 ***** Program delays from additional development, testing or other prerequisite events
- 22 ***** *DCAA administrative actions¹*
- 23 ***** Unplanned Congressional adds to PB request
- 24 ***** Use of undefinitized contract action delays
- 25 ***** *Expenditure contingent on hardware delivery¹*
- 26 ***** Loss of funding through reprogramming action to higher priority requirements to PEO portfolio
- 27 ***** *Lack of Experience levels in key acquisition functional areas¹*
- 28 ***** *Awaiting DAE level review and decision¹*
- 29 ***** Shortage of Cost Estimators
- 30 ***** Shortage of Business/finance personnel
- 31 ***** Programmatic conflicts between gov't and prime contractor

****** $\geq +2\sigma$
****** $\geq +1\sigma$
***** $\geq \bar{x}$
¹ Impact without Frequency

Findings

Obligations or Disbursement Rates in the First Year of the Availability of Funds



Overall DOD Execution Rates for 2006 and 2013

	2006	2013
Procurement Obligations	78%	72%
RDT&E Disbursements	57%	47%

Findings

Focus: To Identify Root Causes of Under-Execution of Funds

- AH-64 Apache Helicopter
- Aircraft Energy Conservation Program
- Armored Multi-Purpose Vehicle
- C-130J Hercules Transport Aircraft
- CH-47F Chinook Helicopter
- Combat Vehicle Improvement Program
- Defense Enterprise Accounting and Management System
- EA-18G Growler Electronic Warfare Aircraft
- Integrated Aircrew Ensemble
- Joint Land Attack Cruise Missile Defense Elevated Netted Sensor System
- Joint Primary Aircraft Training System
- Joint Tactical Radio System
- KC-46A Tanker Aircraft
- M1A2 Abrams Tank Mod Program
- M2A3/M3A3 Bradley Fighting Vehicle Mod Programs
- Multiple Launcher Rocket System Improvement Program
- MQ-4 Triton Unmanned Aircraft System
- MQ-8 Fire Scout Vertical Takeoff and Landing Tactical Unmanned Aerial Vehicle
- MQ-9 Reaper Unmanned Aircraft System
- Navy Multiband Terminals
- Navy Standard Integrated Personnel System
- Patriot and MEADS (Medium Extended Air Defense System)
- Satellite Communications: Mobile User Objective System
- Warfighter Information Network – Tactical
- Wheeled Vehicle Protection Kits



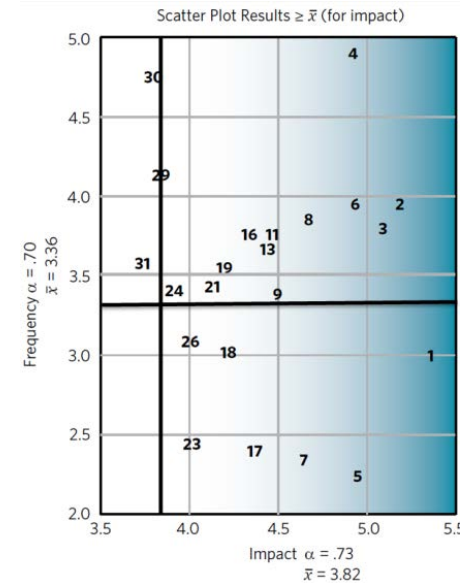
Kathy Conley
Staff Member and
Team Lead
Institute for Defense
Analyses

Interviews Conducted 18 February - 10 June 2014

Kathy M. Conley
James R. Dominy
R. Royce Kneece
Jay Mandelbaum
Susan K. Whitehead

Insights from IDA Investigation of Individual Programs and Connections to Previous DAU Study Factors (F)

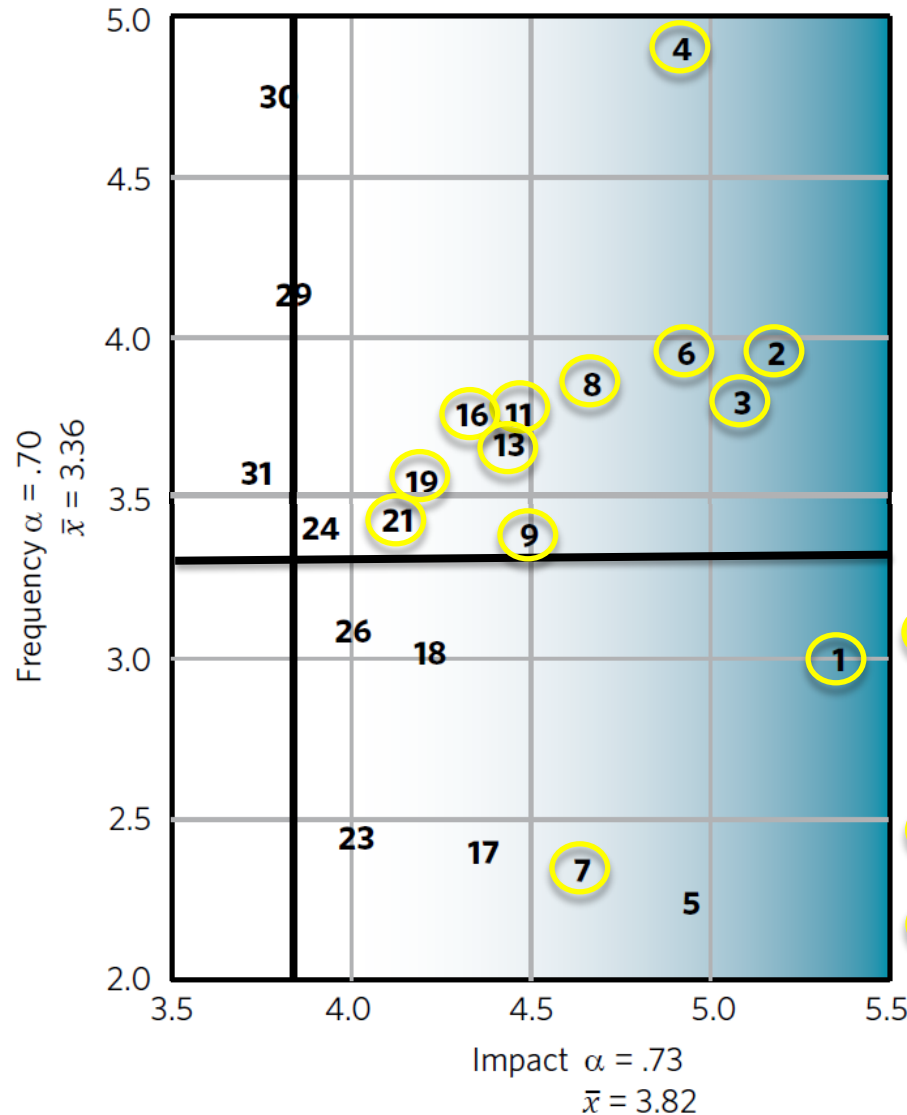
- *Contracting issues* **F⁹**
 - Personnel shortages and inexperience **F⁴**
 - Award protests **F^{3,9}**
 - Peer reviews of contracting process documentation **F^{8,9,21}**
 - Negotiation delays **F²**
- *Congressional actions*
 - Additions and reductions to requested funding **F⁷**
 - Continuing resolutions(CRs) **F¹**
 - Sequestration
- *Management actions and program events*
 - Changes to requirements, contract type, schedule, responses to operational needs, technical and testing problems, and slow contractor billing **F^{6,11,13,19}**
 - *Policy choices* **F¹⁶**
 - *Use of execution benchmarks* **F^{25,20}**
 - Withholding funding by Services under CRs **F¹**
- *Program office personnel shortages and experience levels* **F^{6,27}**



Contributing Factors (Frequency Vs Impact)

Findings

Scatter Plot Results $\geq \bar{x}$ (for impact)



- 1 *Late release of full obligation/budget authority due to CRA
- 2 *Contract negotiation delays
- 3 *Contract award delays
- 4 *Shortage of Contracting Officers
- 5 *Congressional mark
- 6 *Contractor proposal prep delays
- 7 *OSD directed RMD adjustment
- 8 *RFP prep delays
- 9 *Source selection delays
- 10 *Unrealistic/overly optimistic spend plans¹*
- 11 Changes in user requirements
- 12 *Changes to program acquisition strategy¹*
- 13 Changes in other stakeholder requirements
- 14 *Preparing DAE level review and decision¹*
- 15 *Lack of decision authority at expected levels¹*
- 16 Implementation of new OSD/Service policy
- 17 Component directed POM adjustment
- 18 Awaiting reprogramming action
- 19 Changes in user priorities
- 20 *Realistic spend plans but risks materialized¹*
- 21 Program delays from additional development, testing or other prerequisite events
- 22 *DCAA administrative actions¹*
- 23 Unplanned Congressional adds to PB request
- 24 Use of undefinitized contract action delays
- 25 *Expenditure contingent on hardware delivery¹*
- 26 Loss of funding through reprogramming action to higher priority requirements to PEO portfolio
- 27 *Lack of Experience levels in key acquisition functional areas¹*
- 28 *Awaiting DAE level review and decision¹*
- 29 Shortage of Cost Estimators
- 30 Shortage of Business/finance personnel
- 31 Programmatic conflicts between gov't and prime contractor

* $\geq +2\sigma$

* $\geq +1\sigma$

¹ Impact without Frequency

○ IDA

Factor Impacts and Associated Correlations

Findings

r	r ² *	STRONGEST CORRELATION COEFFICIENTS	WEAKEST CORRELATION
.77 .74	59% 55%	Slower Burn Rate than Expected due to: 60 Favorable CPI & 41 Unfavorable SPI 54 Effect of Contract Type on Outlay Rates & 53 Deferred Payments for SchedulingEarning Fees, Progress Payments or Performance Based Payments	1: Late release of full obligation/budget authority due to CRA 4: Shortage of Contracting Officers 5: Congressional Mark/Recission 8: RFP prep delays 10: Unrealistic/overly optimistic spend plans 12: Changes to program acq strategy 16: Implementation of new OSD/Service policy 18: Awaiting reprogramming action 20: Realistic spend plans but risks materialized 21: Program delays from prerequisite events 23: Unplanned Congressional adds to PB request 25: Expenditure contingent on hardware delivery 26: Funding Loss: reprogramming action to higher priority requirements to PEO portfolio 29: Shortage of Cost Estimators 30: Shortage of Business/finance personnel 31: Programmatic conflicts between govt and prime contractor 33: Delays in contractor payment due to late invoices 34: Unobligated prior year funding not adequately factored 39: Shortage of Tech/Eng/Test personnel 40: Shortage of Auditors 44: Recission 49: Shortage of Managers 51: Shortage of Staff 55: Materiel/Systems Command Comptroller Withhold 61: PEO Withhold
.84 .78 .66 .63 .68	71% 61% 44% 40% 46%	Experience and Training and Tenure: 27 Key Acquisition Experience Levels & 48 Inadequate Training 27 Key Acquisition Experience Levels & 46 Tenure of PM and Other Key Positions 48 Inadequate Training & 58 Insufficient Workplace Tools/Apps 15: Lack of decision authority & 48 Inadequate Training 48 Inadequate Training & 46 Tenure of PM and Other Key Positions	
.81	66%	Administrative Actions: 36 DCMA & 22 DCAA	
.82 .66 .70	67% 44% 49%	Changes In Content: 11 User Requirements & 19 User Priorities 45 Systems Specs & 37 Redirection of Contractor Efforts 19 User Priorities & 13 Stakeholder requirements	
.68	46%	Programming and Reprograming: 59 PEO Directed Programming & 43 SAE/CAE/Component Directed Reprogramming	
.82	67%	Industry Issues: 52 Contractor Rework & 63 Production Line Issues & 64 Labor Disputes	
.73 .68	53% 46%	Funding Actions: 38 OSD Comptroller Withhold & 35 Component Comptroller Withhold 17 Component Directed POM Adjustment & 7 OSD Directed RMD Adjustment	
.73 .71 .69 .65	53% 50% 48% 42%	Contract Chain: 6 Contractor Proposal Delay & 2 Contract Negotiations Delays 3 Contract Award Delays & 2 Contract Negotiations Delays 3 Contract Award Delays & 9 Source selection delays 6 Contractor Proposal Delay & 24 Use of undefinitized contract action delays	

* The higher the % the stronger the direction and strength of the linear relationship between the variables

Factors # 1 – 3 ≥ +2σ; Factors # 4 – 9 ≥ +1σ Factors # 10 – 31 ≥ \bar{x}

Similar Recommendations

DAU

IDA

Institute Baseline Funding Delay Adjustment, then measure...	Make Funds available on a timely basis
Review the entire contracting action value chain	Ensuring contracting support is tightly linked with program management for effective working relationships
Establish a recurring communication forum among key stakeholders--eliminate perception gaps	Co-locate contracting and program management offices
Track requirement changes throughout a program’s life; look more strategically at effects on program execution and accompanying Acquisition Program Baselines	Adjustments in funding for individual programs should be made only after a thorough investigation of the implications
Review the program review cycle and streamline wherever possible	Streamlining review processes— eliminate unnecessary levels of review; enforce tight deadlines
Build and maintain realistic spend plans, measure against them, account for contingencies, and make adjustments with required frequency due to real world realities	Use automated collaboration processes and decision support tools to track obligations and disbursements and keep spending plans current
Validate key personnel shortage areas and recognize time it takes to rebuild experience levels. Nurture experience in key functional areas with strong catalysts such as disciplined on-the-job training, programs, mentoring	Providing sufficient personnel with the appropriate expertise to program offices and contracting activities, as well as to conduct required reviews
Evaluate the real effects of reprogramming action or realignment of future budget decisions before any corrective action is taken	Identify excess funds early for reprogramming or POM submission—better aligns funding profiles with ability to obligate funds. Broaden authority to reprogram funds without prior congressional approval
Conduct a wholesale review of the program execution metrics currently in place and determine their usefulness and effectiveness . How are metrics used?	Conduct reviews of acquisition programs by Military Department comptrollers—permits acquisition managers to convey full effects of reducing funds for under-execution
Encourage innovation and avoid “bookkeeping process” as RAND Corporation found in a recent study that could be limiting improvements championed by PMs	Automated program management tools—already in use in some program offices, appear to be particularly helpful in achieving unity of effort

Back-ups

CONTROL COST THROUGHOUT THE PRODUCT LIFE CYCLE

- **Continue to instill cost consciousness of the DoD AT&L workforce – change the culture**
METRIC Expansion of RFP development and negotiating experts available to support DoD-wide contracting actions
- **Institute a system to measure the productivity and cost performance of acquisition programs and institutions...**
METRIC Improved ability to measure the effectiveness of policies and processes, Long-term improvements in cost, schedule, and technical performance of acquisitions
- **Build stronger partnerships with the req'ts community to control costs**
METRIC A more affordable total force construct and more flexible req'ts processes enabling efficient and responsive Acquisition

INCENTIVIZE PRODUCTIVITY & INNOVATION IN INDUSTRY AND GOVERNMENT

- **Define value of “capability” in “best value” competitions**
METRIC RFPs can be measured objectively to determine whether the value of capability is being objectively and clearly articulated
- **When LPTA is used, define Technically Acceptable to ensure needed quality**
METRIC More competition. Fewer protests, and Less revisit of contracts
- **Reduce backlog of DCAA audits without compromising effectiveness**
METRIC Increase DCAA achievement against inventory reduction goals; Increase DoD achievement of improved contract closeout and de-obligation of expired/canceled funds

ELIMINATE UNPRODUCTIVE PROCESSES AND BUREAUCRACY

- **Reduce cycle times while ensuring quality of acquisition processes and decision-making**
METRIC Timely decisions based on original plan, Cost avoidance, Retention of program schedule
- **Re-emphasize AE, PEO and PM direct lines of accountability to MDA**
METRIC PM, PEO, CAE and stakeholder feedback, improved DRM/DAB exchange on issues, and reduced timelines for programs

Institute for Defense Analyses

4850 Mark Center Drive • Alexandria, Virginia 22311-1882

- Spend plans
 - How are program “spend plans” developed?
 - How kept current?
 - What is the approval process?
- Execution benchmarks
 - What funds execution benchmarks are used?
 - If different from OSD(C)’s, why?
 - How is execution monitored against the benchmarks?
 - What is the role of the PEO and higher headquarters?
 - What action is taken if it becomes apparent that benchmarks will not be achieved?
 - Are excess funds identified for reallocation? If so, at what level? What is the process?
- Causes of funds under execution—primary and secondary
 - Delays in receipt of funds
 - Contracting issues
 - Congressional actions
 - Technical and testing issues
- Reductions based on under execution
 - Have reductions been imposed on your program because of funds under execution?
 - If so, what was the impact?
 - Were funds re-phased (i.e., restored in later years)? If so, with what effect?
- Impact of Congressional actions
 - Continuing Resolutions
 - Funding adds and reductions
 - Sequestration
 - Re-programming request delayed or denied
- Contracting process
 - Sole source contracts
 - Peer reviews
 - Negotiations
 - Pricing and availability data
 - Audit
 - Undefined contract actions (UCAs)
- Impact of Better Buying Power and WSARA
- Identify best practices and tools used to manage the execution of funds

Related Study Conducted by IDA...and Questions

All Factors by Impact in Descending Order

- 1 ****Late release of full obligation/budget authority due to CRA**
- 2 ****Contract negotiations delays**
- 3 ****Contract award delays**
- 4 ****Shortage of Contracting Officers**
- 5 ****Congressional mark/recission**
- 6 ****Contractor proposal prep delays**
- 7 ****OSD directed RMD adjustment**
- 8 ****RFP prep delays**
- 9 ****Source selection delays**
- 10 ****Unrealistic/overly optimistic spend plans***
- 11 ****Changes in user requirements***
- 12 ****Changes to program acq strategy***
- 13 ****Changes in other stakeholder requirements***
- 14 ****Preparing DAE level review and decision***
- 15 ****Lack of decision authority***
- 16 ****Implementation of new OSD/Service policy***
- 17 ****Component directed POM adjustment***
- 18 ****Awaiting reprogramming action***
- 19 ****Changes in user priorities***
- 20 ****Realistic spend plans but risks materialized***
- 21 ****Program delays from prerequisite events***
- 22 ****DCAA administrative actions***
- 23 ****Unplanned Congressional adds to PB request***
- 24 ****Use of undefinitized contract action delays***
- 25 ****Expenditure contingent on hardware delivery***
- 26 ****Funding Loss: reprogramming action to higher priority requirements to PEO portfolio***
- 27 ****Lack of Experience levels in key acq func areas***
- 28 ****Awaiting DAE level review and decision***
- 29 ****Shortage of Cost Estimators***
- 30 ****Shortage of Business/finance personnel***
- 31 ****Programmatic conflicts between govt and prime contractor***
- 32 ***Preparing SAE/CAE level review and decision***
- 33 ***Delays in contractor payment due to late invoices***
- 34 **Unobligated prior year funding not adequately factored**
- 35 **Component Comptroller Withhold**
- 36 ***DCMA administrative actions***
- 37 **Redirection of contractor efforts**
- 38 **OSD Comptroller Withhold**
- 39 **Shortage of Tech/Eng/Test personnel**
- 40 **Shortage of Auditors**
- 41 ***Slower burn rate than expected due to unfavorable SPI***
- 42 ***Awaiting SAE/CAE level review and decision***
- 43 **SAE/CAE/Component directed reprogramming**
- 44 **Recission**
- 45 **Changes in systems specs**
- 46 ***Tenure of PM and others in key positions***
- 47 **Holding award/incentive fees in commitment for future obligation**
- 48 ***Inadequate training***
- 49 **Shortage of Managers**
- 50 **Insufficiently planned OCO funding**
- 51 **Shortage of Staff**
- 52 ***Contractor rework***
- 53 ***Deferred payments for scheduling earning fees, progress payments or performance based payments***
- 54 ***Effect of contract type on outlay rates***
- 55 **Matériel/Systems Command Comptroller Withhold**
- 56 ***Awaiting PEO level review and decision***
- 57 **Termination Liability**
- 58 ***Insufficient workplace tools/apps***
- 59 **PEO directed programming**
- 60 ***Slower burn rate than expected due to favorable CPI***
- 61 **PEO Withhold**
- 62 ***Preparing PEO level review and decision***
- 63 ***Production line issues***
- 64 ***Labor disputes***

Contributing Factors

Findings

