

# Kinetics, Mechanism And Product Yields in the Atmospheric Oxidation of Dimethylsulfide

Anthony J. Hynes

Division of Marine and Atmospheric Chemistry  
Rosenstiel School of Marine and Atmospheric Science  
University of Miami  
4600 Rickenbacker Causeway  
Miami, Florida 33149-1098

[ahynes@rsmas.miami.edu](mailto:ahynes@rsmas.miami.edu) (305) 361 4173

N000149910032

<http://www.rsmas.miami.edu/divs/mac/gas-phase-kinetics/bound.html>

## LONG-TERM GOALS

Dimethylsulfide (DMS,  $\text{CH}_3\text{SCH}_3$ ) produced by phytoplankton emission is thought to be the major source of the sulfate and methanesulfonate aerosol found in the marine boundary layer. An understanding of the mechanism of formation of these aerosols is critical to understanding the factors which control visibility in the marine boundary layer. The primary objective of this research effort is the determination of the detailed mechanism of, and final products yields from, the OH initiated gas phase oxidation of dimethylsulfide (DMS).

## OBJECTIVES

Our objectives include a) the determination of the elementary rates for adduct formation, decomposition and reaction, b) direct confirmation of production, and quantitative product yields of potential reaction products and intermediates such sulfur dioxide ( $\text{SO}_2$ ) and dimethyl sulfoxide (DMSO:  $(\text{CH}_3)_2\text{SO}$ ), c) determination of the homogeneous and heterogeneous removal rates of the stable primary products of DMS oxidation.

## APPROACH

Our gas phase studies utilize the Pulsed Laser Photolysis-Pulsed Laser Induced Fluorescence (PLP-PLIF) technique. Laser photolysis of a suitable precursor, either  $\text{H}_2\text{O}_2$  or  $\text{HNO}_3$ , is used to generate OH. The rate of loss of OH, and the appearance of potential products such as  $\text{SO}_2$ , SO and  $\text{CH}_3\text{S}$  are monitored by a second "probe" laser using laser induced fluorescence. Kinetic information is obtained by varying the delay between the photolysis and probe lasers, mapping out a temporal profile of the species of interest.

## WORK COMPLETED

Our current proposal identified discrepancies in the experimental data base on DMS chemistry and led us to conclude that there was a significant possibility that the currently recommended rate coefficient for

# Report Documentation Page

Form Approved  
OMB No. 0704-0188

Public reporting burden for the collection of information is estimated to average 1 hour per response, including the time for reviewing instructions, searching existing data sources, gathering and maintaining the data needed, and completing and reviewing the collection of information. Send comments regarding this burden estimate or any other aspect of this collection of information, including suggestions for reducing this burden, to Washington Headquarters Services, Directorate for Information Operations and Reports, 1215 Jefferson Davis Highway, Suite 1204, Arlington VA 22202-4302. Respondents should be aware that notwithstanding any other provision of law, no person shall be subject to a penalty for failing to comply with a collection of information if it does not display a currently valid OMB control number.

1. REPORT DATE <b>30 SEP 1999</b>		2. REPORT TYPE		3. DATES COVERED <b>00-00-1999 to 00-00-1999</b>	
4. TITLE AND SUBTITLE <b>Kinetics, Mechanism And Product Yields in the Atmospheric Oxidation of Dimethylsulfide</b>				5a. CONTRACT NUMBER	
				5b. GRANT NUMBER	
				5c. PROGRAM ELEMENT NUMBER	
6. AUTHOR(S)				5d. PROJECT NUMBER	
				5e. TASK NUMBER	
				5f. WORK UNIT NUMBER	
7. PERFORMING ORGANIZATION NAME(S) AND ADDRESS(ES) <b>University of Miami, Rosenstiel School of Marine and Atmospheric Science, 4600 Rickenbacker Causeway, Miami, FL, 33149</b>				8. PERFORMING ORGANIZATION REPORT NUMBER	
9. SPONSORING/MONITORING AGENCY NAME(S) AND ADDRESS(ES)				10. SPONSOR/MONITOR'S ACRONYM(S)	
				11. SPONSOR/MONITOR'S REPORT NUMBER(S)	
12. DISTRIBUTION/AVAILABILITY STATEMENT <b>Approved for public release; distribution unlimited</b>					
13. SUPPLEMENTARY NOTES					
14. ABSTRACT					
15. SUBJECT TERMS					
16. SECURITY CLASSIFICATION OF:			17. LIMITATION OF ABSTRACT	18. NUMBER OF PAGES	19a. NAME OF RESPONSIBLE PERSON
a REPORT <b>unclassified</b>	b ABSTRACT <b>unclassified</b>	c THIS PAGE <b>unclassified</b>			

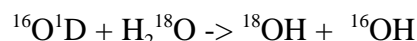
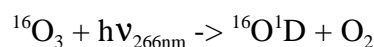
the reaction of OH with DMS under atmospheric conditions is too slow. An accurate value of this rate coefficient is critical in defining the lifetime of DMS in the marine boundary layer and hence the rate at which it is oxidized to products, some of which may act as condensation nuclei. We identified the following measurement as critical. *“Definitive measurements of the forward addition rate at high pressure are critical to resolving this issue and in allowing us place definitive limits on the extent of OH regeneration at high pressure and hence on the effective rate coefficient for reaction 1 under atmospheric conditions.”* The forward addition rate refers to the rate of formation of the OHDMS and OHDMS-d<sub>6</sub> adducts:



In previous ONR supported work (Hynes et al., 1995) we reported values for the forward addition rate,  $k_{2b}$ , at 100 Torr over the temperature range 250-261 K using H<sub>2</sub>O<sub>2</sub> as our OH precursor but we were unable to extend the measurements to lower temperatures or higher pressures. In addition we were unable to obtain data at delays shorter than 2 μsecs at 250 K. We have now revamped our optical detection system using a redesigned reaction vessel, purchased a new set of high performance narrowband dichroic filters for OH detection, and redesigned our detection filterpack. This has resulted in a dramatic improvement in our overall OH detection sensitivity. We have succeeded in obtaining data using H<sub>2</sub>O<sub>2</sub> as our OH precursor at 240 K at pressures as high as 600 Torr in N<sub>2</sub>. The data are of high quality and are consistent with our hypothesis that currently recommended rate coefficient for the reaction of OH with DMS under atmospheric conditions is too slow. To compare these results with the variation in the effective rate coefficient for reaction 2,  $k_{\text{obs}}$ , we also measured the variation in  $k_{\text{obs}}$  as a function of oxygen partial pressure at 600 Torr total pressure. One possible check on OH regeneration involves a comparison of the rate coefficients obtained for the rates of <sup>16</sup>OH and <sup>18</sup>OH with DMS. In these experiments we have to use H<sub>2</sub><sup>18</sup>O as our source of <sup>18</sup>OH via the reaction:



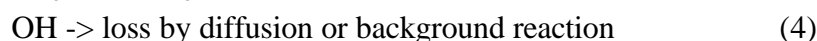
In our case we photolyze normal ozone, <sup>16</sup>O<sub>3</sub>, as our photolysis source because the cost of the <sup>18</sup>O<sub>2</sub> required to make <sup>18</sup>O<sub>3</sub> is prohibitive. Hence we make a mixture of <sup>16</sup>OH and <sup>18</sup>OH via the reaction sequence:



We then monitor the decay of the respective isotopomers using their OH A-X (1-0) Q<sub>1</sub> lines which are 6cm<sup>-1</sup> apart.

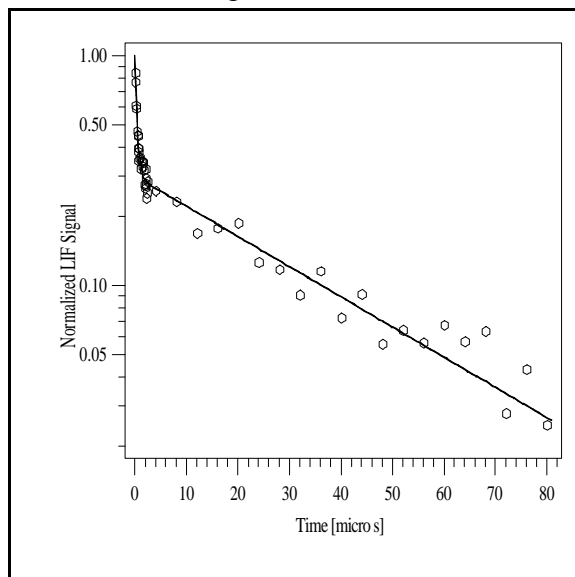
## RESULTS

Figure 1 shows an example of a double exponential decay of OH in the presence DMS-d<sub>6</sub> in 600 Torr of N<sub>2</sub> at 240 K. If the OH initiated oxidation of DMS can be described by the reaction sequence



Under pseudo-first order conditions, i.e. [DMS-d<sub>6</sub>] >> [OH], the OH temporal profile should be described by a double exponential expression [Hynes et al, 1995].

Fig. 1



We can determine our elementary rate coefficients by fitting our observed decays to such an equation and solving to obtain the elementary rate coefficients from each decay. The solid line in Fig 1 shows the results of such a fit and gives the elementary rates:

$$k_{2a} = 2.09 \times 10^{-12} \text{ cm}^3 \text{ molecule}^{-1} \text{ s}^{-1}$$

$$k_{2b} = 3.58 \times 10^{-11} \text{ cm}^3 \text{ molecule}^{-1} \text{ s}^{-1}$$

$$k_{-2b} = 7.6 \times 10^5 \text{ s}^{-1}$$

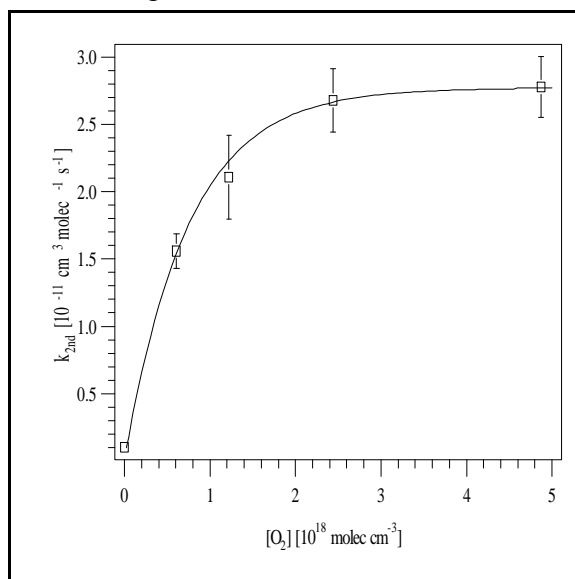
We can then average the results of the individual determinations which gives a values of  $k_{2b} = (5.17 \pm 3.54) \times 10^{-11} \text{ cm}^3 \text{ molecule}^{-1} \text{ s}^{-1} (\pm 2\sigma)$ . Unfortunately, the error in the rate coefficients extracted from such decays have rather large uncertainties. This is due to the fact that both components of the double exponential have relatively fast decay components. An alternate approach plots  $\alpha$  vs  $[\text{CD}_3\text{SCD}_3]$  (see eqn. [I], Hynes et al., 1995) and gives an averaged value of  $(k_{2a} + k_{2b})$ . Using this approach we obtain  $k_{2b} = (4.49 \pm 2.85) \times 10^{-11} \text{ cm}^3 \text{ molecule}^{-1} \text{ s}^{-1} (\pm 2\sigma)$ .

These results are clearly incompatible with the 1986 values derived by Hynes et al. which obtained a value for  $k_{2b}$  of  $1.3 \times 10^{-11} \text{ cm}^3 \text{ molecule}^{-1} \text{ s}^{-1}$ . To compare this value with the “limiting” value of  $k_{\text{obs}}$  we measured  $k_{\text{obs}}$  as a function of  $\text{O}_2$  concentration at 240 K and a total pressure of 600 Torr. Fig. 2 shows the roll-off curve which is clearly reaching a limiting value of  $2.5 \times 10^{-11} \text{ cm}^3 \text{ molecule}^{-1} \text{ s}^{-1}$ . The value of the 600 Torr rate coefficient in air is 70% faster than the projected value for 240 K given in the 1986 paper of Hynes et al., however it is significantly less than our measured value of  $k_{2b}$  although it lies within the combined error bars. We note that this discrepancy is again suggestive that OH regeneration may be causing us to underestimate  $k_{\text{obs}}$ .

To examine this possibility we have begun measurements to determine the rate coefficient for the reaction of  $^{18}\text{OH}$  with DMS using  $\text{O}^1\text{D} + \text{H}_2^{18}\text{O}$ . This is an extremely difficult measurement at high

pressure in the presence of O<sub>2</sub> or N<sub>2</sub> since quenching of O<sup>1</sup>D to O<sup>3</sup>P will dominate

Fig. 2



with reaction to produce OH being a minor channel. In our kinetic experiments we monitor <sup>16</sup>OH via excitation of the Q<sub>1</sub>1 line at 281.96 nm or the Q<sub>1</sub>1 line of <sup>18</sup>OH at 282.01 nm. Lif spectra, taken with our MOPO 730, show that we can clearly distinguish between the Q<sub>1</sub>1 lines of the isotopomers and monitor them independently. In experiments in He we obtain similar rate coefficients for both <sup>18</sup>OH and <sup>16</sup>OH which are in reasonable agreement with our prior work. In the presence of O<sub>2</sub> the kinetic decays we obtain by monitoring <sup>16</sup>OH are biexponential and show very clear evidence of secondary chemistry which regenerates OH. However for the <sup>18</sup>OH we have obtained preliminary data which suggests that this approach may be viable. This shows that the secondary chemistry arises from reactions involving either O<sup>3</sup>P or O<sub>2</sub>. Since these are exclusively <sup>16</sup>O their chemistry cannot regenerate <sup>18</sup>OH. We plan to attempt an alternate approach to this reaction by using vibrationally mediated photodissociation of H<sub>2</sub><sup>18</sup>O we may give us a way to produce <sup>18</sup>OH exclusively and with no secondary chemistry.

## IMPACT

This is the first determination of the OHDMS adduct formation rate at pressures which are close to those in the real atmosphere. This work shows that the rate coefficient for adduct formation derived in the 1986 study of Hynes et al. is a factor of 5 too slow. It also shows that the expression derived for k<sub>obs</sub> in the 1986 paper underestimates the real rate at 240 K by almost a factor of 2 even if OH regeneration is not significant. Since all current models use the 1986 expression they will significantly underestimate the oxidation rate of DMS and its contribution to new particle formation both at high latitudes in the marine boundary layer and in the middle and upper troposphere.

## TRANSITIONS

The potential implications of this work for particle formation in the marine boundary layer will require a completion of the laboratory work and modeling studies.

## RELATED PROJECTS

In our NSF sponsored work on  $\text{HO}_x$  cycling we have shown that the quantum yield for  $\text{O}^1\text{D}$  formation from ozone photolysis has a significant long wavelength component, part of which is spin forbidden. Our work shows that spin forbidden photolysis of ozone in the Huggins bands occurs out to at least 375 nm. This implies that current models underestimate OH concentrations, particularly at low temperatures and high zenith angles. Since OH is a primary oxidant for both DMS and  $\text{SO}_2$  these results will feedback into models of marine boundary layer chemistry and imply higher oxidation rates of both DMS and  $\text{SO}_2$ . In related ONR sponsored work we are attempting to develop novel laser based instrumentation to allow near real-time sodium measurements on individual, size-segregated marine aerosols.

## REFERENCES

1. Hynes, A.J., Wine, P.H. and Semmes, D.H., "Kinetics and Mechanism of OH Reactions With Organic Sulphides," *Journal of Physical Chemistry*, " 90, 4148, 1986.
2. Hynes, A. J., Stoker, R. B., Pounds, A. J., McKay, T., Bradshaw, J. D., Nicovich, J. M. and Wine, P. H. " A Mechanistic Study of the Reaction of OH with Dimethylsulfide- $\text{d}_6$ . Direct Observation of Adduct Formation and the Kinetics of the Adduct Reaction with  $\text{O}_2$ ." , *Journal of Physical Chemistry*, 99, 16967, 1995

## PUBLICATIONS

1. Richter, R. C., Rosendahl, A. R., Hynes, A. J. and Lee E. P. F., " $\text{S}_2(\text{a}^1)$  production in the reaction of  $\text{S}^1\text{D}$  atoms with COS; Spectroscopy and Dynamics", *Journal of Chemical Physics*, 109, 8876, 1998
2. A. J. Hynes and P. H. Wine; Kinetics and Mechanism of the High Temperature Oxidation of Gaseous Sulfur Compounds; in "Combustion Chemistry, Volume 2." W. C. Gardiner ed.; Springer-Verlag, in press.