



**Carnegie Mellon
Software Engineering Institute**

Pittsburgh, PA 15213-3890

Use of CMMI[®] in Acquisition Environments

Brian Gallagher

Systems & Software Technology Conference
May 1, 2006

SM CMM Integration, IDEAL, and SCAMPI are service marks of Carnegie Mellon University.

[®] Capability Maturity Model, Capability Maturity Modeling, CMM, and CMMI are registered in the U.S. Patent and Trademark Office by Carnegie Mellon University.

Sponsored by the U.S. Department of Defense

© 2006 by Carnegie Mellon University

This material is approved for public release.

Report Documentation Page

Form Approved
OMB No. 0704-0188

Public reporting burden for the collection of information is estimated to average 1 hour per response, including the time for reviewing instructions, searching existing data sources, gathering and maintaining the data needed, and completing and reviewing the collection of information. Send comments regarding this burden estimate or any other aspect of this collection of information, including suggestions for reducing this burden, to Washington Headquarters Services, Directorate for Information Operations and Reports, 1215 Jefferson Davis Highway, Suite 1204, Arlington VA 22202-4302. Respondents should be aware that notwithstanding any other provision of law, no person shall be subject to a penalty for failing to comply with a collection of information if it does not display a currently valid OMB control number.

1. REPORT DATE 01 MAY 2006	2. REPORT TYPE	3. DATES COVERED 00-00-2006 to 00-00-2006			
4. TITLE AND SUBTITLE Use of CMMI in Acquisition Environments		5a. CONTRACT NUMBER			
		5b. GRANT NUMBER			
		5c. PROGRAM ELEMENT NUMBER			
6. AUTHOR(S)		5d. PROJECT NUMBER			
		5e. TASK NUMBER			
		5f. WORK UNIT NUMBER			
7. PERFORMING ORGANIZATION NAME(S) AND ADDRESS(ES) Carnegie Mellon University ,Software Engineering Institute (SEI),Pittsburgh,PA,15213		8. PERFORMING ORGANIZATION REPORT NUMBER			
9. SPONSORING/MONITORING AGENCY NAME(S) AND ADDRESS(ES)		10. SPONSOR/MONITOR'S ACRONYM(S)			
		11. SPONSOR/MONITOR'S REPORT NUMBER(S)			
12. DISTRIBUTION/AVAILABILITY STATEMENT Approved for public release; distribution unlimited					
13. SUPPLEMENTARY NOTES Systems and Software Technology Conference 2006 (SSTC 2006), Salt Lake City, UT, 1-4 May 2006.					
14. ABSTRACT					
15. SUBJECT TERMS					
16. SECURITY CLASSIFICATION OF:			17. LIMITATION OF ABSTRACT Same as Report (SAR)	18. NUMBER OF PAGES 35	19a. NAME OF RESPONSIBLE PERSON
a. REPORT unclassified	b. ABSTRACT unclassified	c. THIS PAGE unclassified			



Agenda

Introduction

Using CMMI to Encourage Good Contractor Practices

Using CMMI-AM to Improve Acquisition Practices



Environment





PMO AND PROCESS

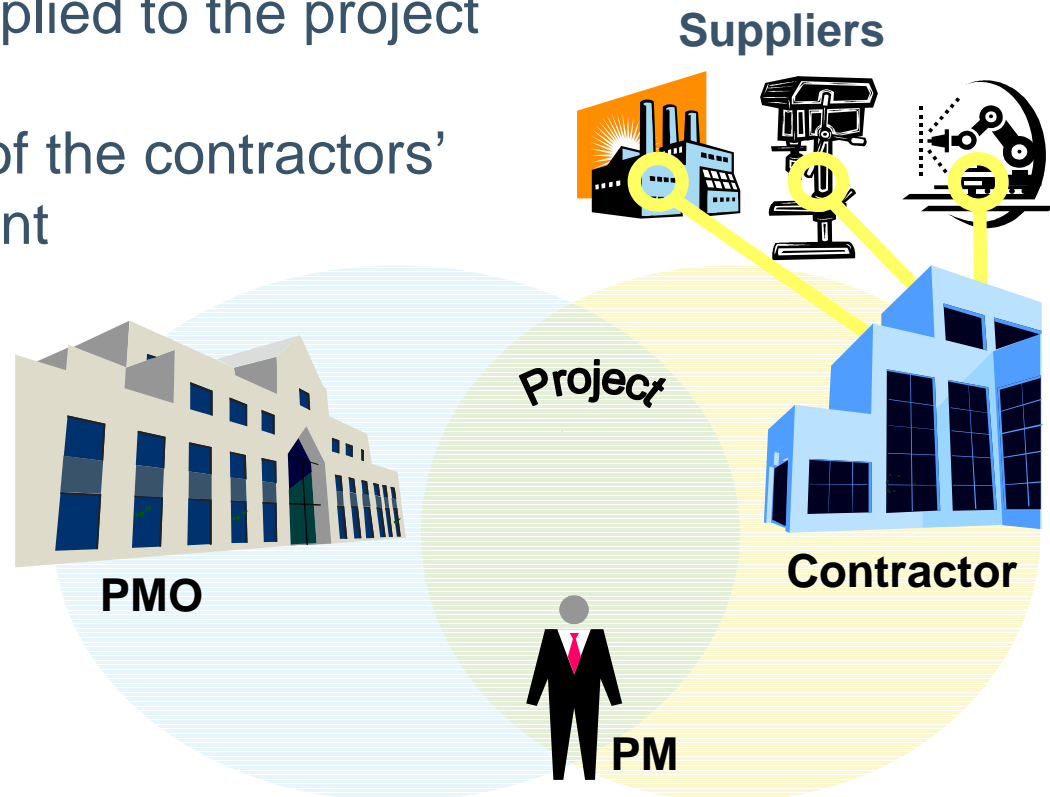
Process and the Roles of the PM

Manage process within the PMO

Manage process applied to the project

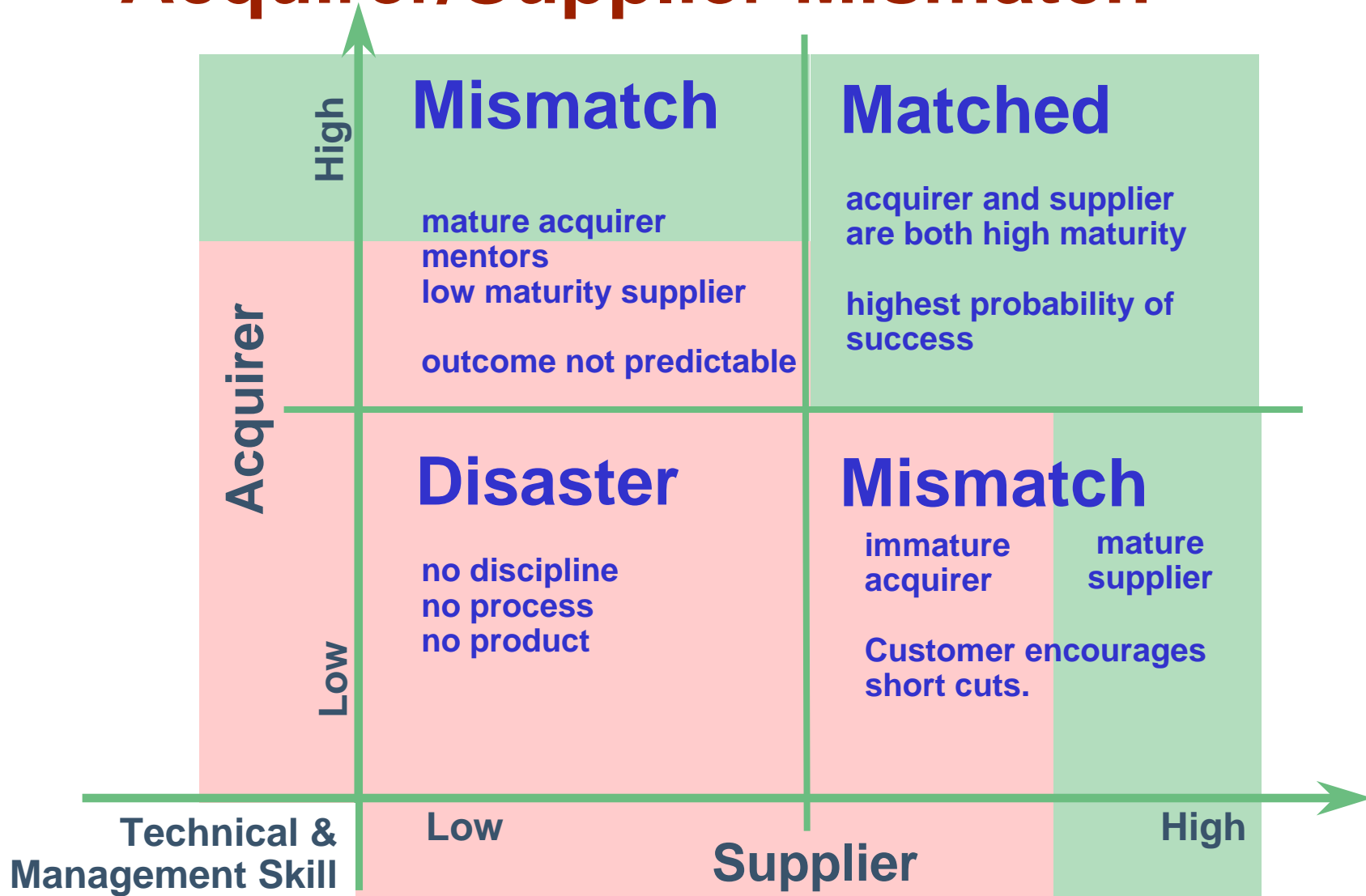
Exercise oversight of the contractors' process management

Ensure integration of contractor and PMO processes





Acquirer/Supplier Mismatch





Agenda

Introduction

Using CMMI to Encourage Good Contractor Practices

Using CMMI-AM to Improve Acquisition Practices



Problem Statement

Many DoD contractors claim high Maturity Levels (3 and above) as measured by the Capability Maturity Model Integration, yet from the perspective of acquisition program managers on some high visibility *individual programs*, for various reasons, individual teams are not executing to the level claimed in proposals.



Example Program **Background**

Large DoD program with multiple, geographically dispersed engineering locations.

Multi-contractor teams (10+) using different processes.

Several million lines of code.

Systems engineering challenges.

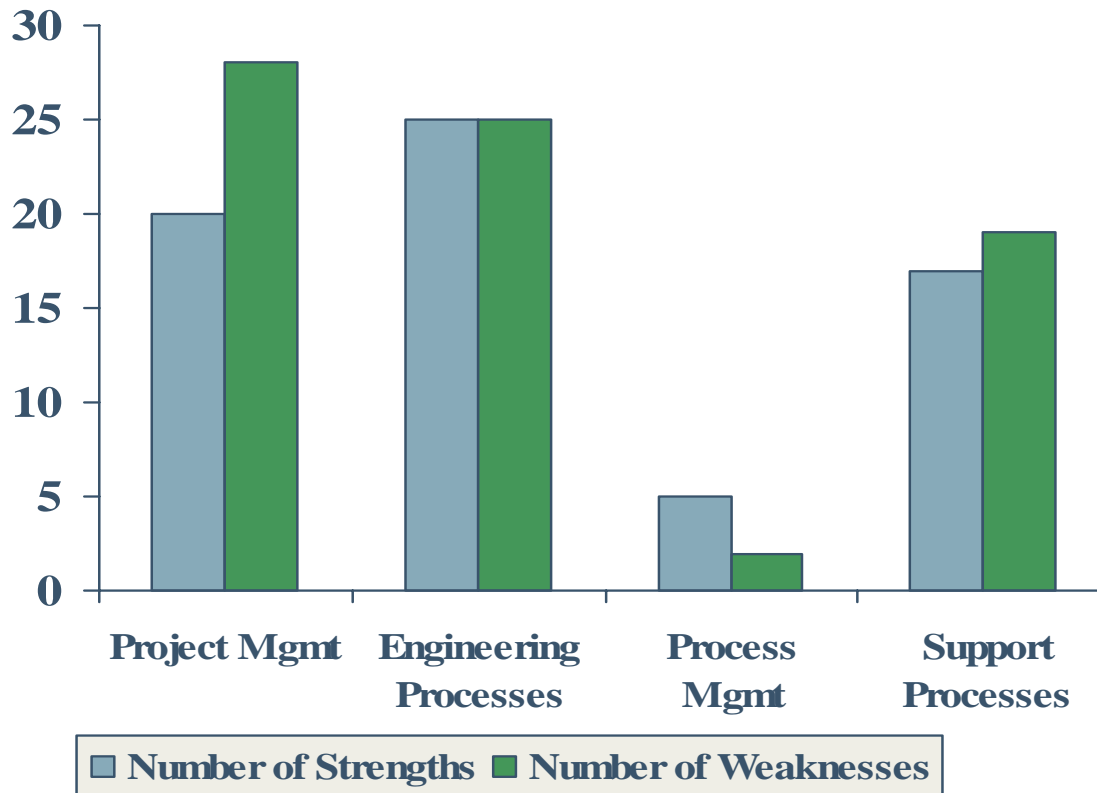
Combination of legacy, re-use, COTS integration and new development.

All contractor sites are Maturity Level 3 or higher.

18 months after contract award, the program office conducted a CMMI “Class B” appraisal on the team.



Example Program Appraisal Output



Project Mgmt Processes

- Project Planning
- Project Monitoring & Control
- Integrated Project Mgmt
- Risk Management

Engineering Processes

- Requirements Mgmt
- Requirements Definition
- Technical Solution
- Product Integration
- Verification (Peer Reviews)

Process Mgmt

- Organizational Process Focus
- Organizational Process Definition

Support Processes

- Measurement & Analysis
- Product and Process Quality Assurance
- Configuration Mgmt
- Decision Analysis



Example Program

Issues Identified ¹

PROJECT MANAGEMENT

- Lack of project plans or having only incomplete, conflicting or out of date project plans
- Ineffective use of Integrated Master Schedule as basis for planning/tracking status across program
- Undefined engineering and management processes on program
- Inability to track and manage actions to closure
- Inadequate cost estimation processes, methods, data and tools
- Inadequate staffing and training project personnel
- Tracking dependencies between or across teams not defined
- Managing project data ad hoc
- Inability to proactively identify and manage risks

ENGINEERING

- Lack of understanding of the program's requirements
- Inability to trace requirements to architecture/design or to test plans/procedures
- Poor linkage of functional and performance requirements
- Inconsistent requirements management at different levels
- No criteria for making architectural/design decisions among alternatives
- Not capturing entire technical data package (requirements, design and design rationale, test results, etc)
- Efficiency of design process/methods in question
- Late definition of integration and test procedures



Example Program

Issues Identified ₂

SUPPORT

Difficult to identify items in configuration management baselines

Lack of ability to manage individual “versions” in incremental development

Inability to effectively managing changes to work products throughout lifecycle

Not conducting audits to establish/ensure integrity of baselines throughout incremental engineering and development

Inefficient change management process (cycle time, volume of changes)

Roles/responsibilities of change control boards not defined

Quality Assurance audits of products and processes not consistent

QA involvement in system and software engineering processes not consistent

No metrics to manage engineering activities (outside of cost/schedule data)



Example Program

Results

Early and periodic Class B appraisals using CMMI identified risks to program success


Identified risks were assigned to contractor, to acquirer, or both based upon who was best able to mitigate them.

Many risks were managed jointly and cooperatively between the contractor and the acquirer

Identification of and attention to risks early in the program life cycle led to the ultimate success of the program.



High Maturity Organizations



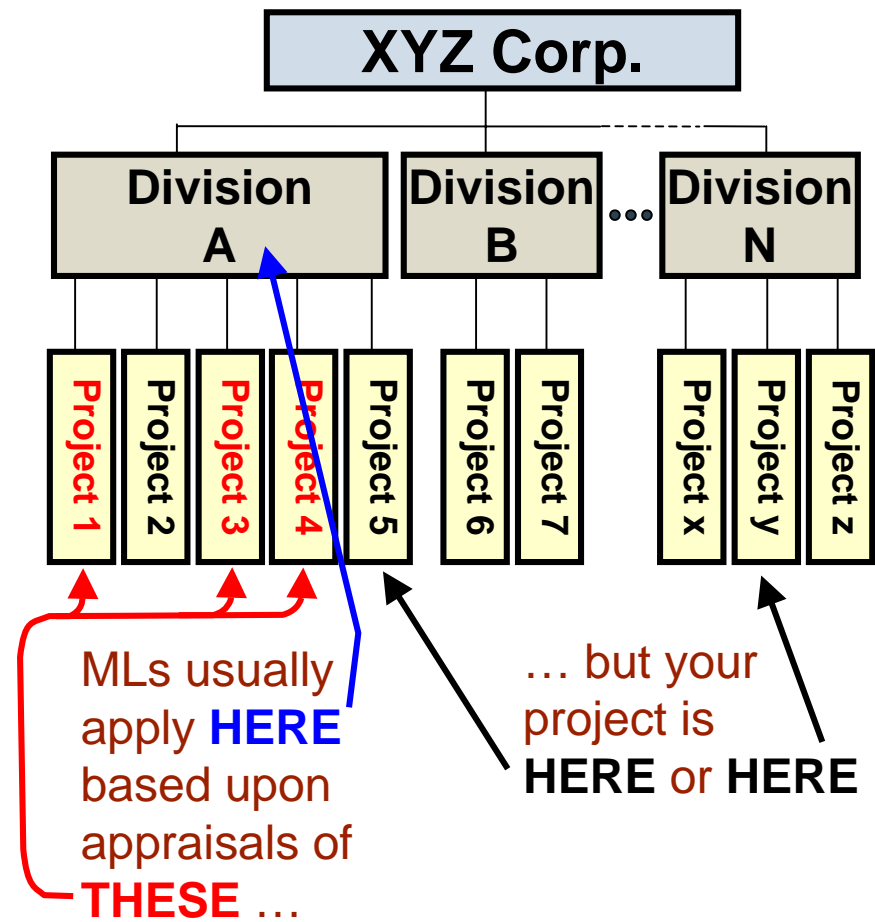
High Maturity Projects ?

WHY?

Maturity Levels are good indicators of organizational *potential performance*.

They describe how the next project will *most likely perform* based on a sampling of existing projects.

Maturity Levels reside at the organizational level and are not an indication of how an individual project *is performing*.





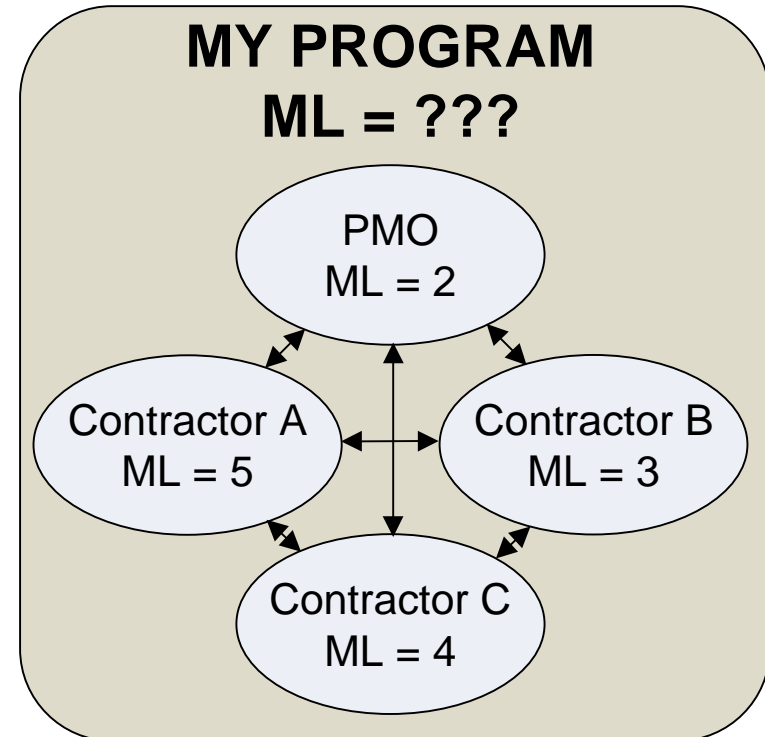
The Acquirer's Concern

During source selection:

- How capable is a *contractor team* to deliver an operational capability?

Ongoing:

- How well is *my program* performing?



Maturity Levels at the organizational level are **necessary but not sufficient** to provide answers to these questions at the program level.



Key Questions

Is the appraisal of the contractor's organizational maturity relevant to my project?

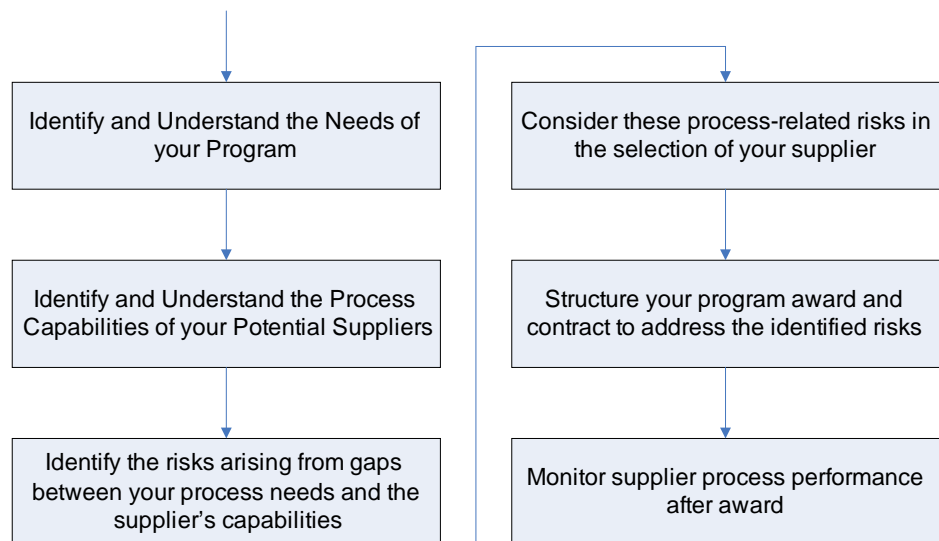
- Did the part of the organization executing my project participate in the appraisal?
- Did projects similar to mine participate in the appraisal?
- Are the appraised processes routinely used by the part of the organization executing my project?
- Are the appraised processes an integral part of the project execution, or are they an overlay on the “the real way the work gets done”?

The **BIG** question: What processes will really be used on **MY** project



Getting the Processes You Need

Tool-based Guidebook in Development



Tools are provided to achieve specific objectives.

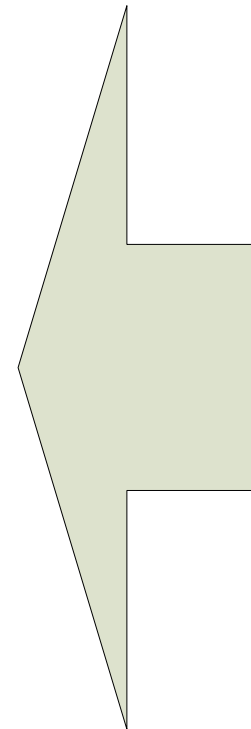
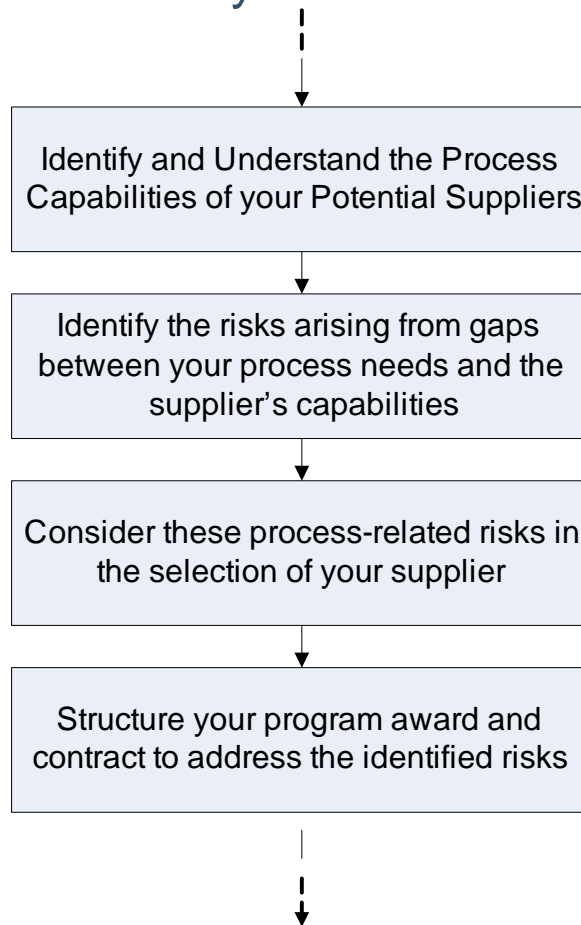
Tool Overview

- Objective
- How It Works
- When to Use It
- What to Do
- How to Use the Results



Example from Guidebook

Objective: Identify and understand the process capabilities of my bidders



AVAILABLE TOOLS :

- Request and evaluate recent appraisal data
- Request and evaluate process proposals for your program
- Request and evaluate the approach to integration of prime and subcontractor processes
- Request and evaluate the approach to integration of Prime and PMO processes
- Request and evaluate historical data on process performance
- Perform appraisals



Development and Review Team

Hal Wilson	(NGC)
Joe Wickless	(SEI)
Lynda Rosa	(MITRE/ESC)
Mike Phillips	(SEI)
Mike Nicol	(USAF)
Joe Elm	(SEI)
Tom Drake	(NSA)
Jeff Dutton	(Jacobs Sverdrup)
Gene Miluk	(SEI)
Brian Gallagher	(SEI)



Excerpt from Defense Acquisition Guidebook – *Source Selection*

4.2.5.2 Capability Reviews

Capability reviews ... are a *useful tool* available *during source selections* to assess the offerors' capability in selected critical process areas. Capability reviews may be the appropriate means for evaluating *program-specific critical processes* such as systems engineering, software development, configuration management, etc. ...



Excerpt from Defense Acquisition Guidebook – *Contract Monitoring*

4.2.5.3 Capability Appraisals

... the program manager retains the right ... to independently *evaluate the process capabilities of the selected team* prior to or immediately after contract award. ... *Periodic appraisals are encouraged as part of contract process monitoring activities.* ... assessments are *most valuable when they apply across the full program team, and not just one segment of the organization* ...



Summary

Maturity Levels alone do not provide the information an acquirer needs to determine:

- How capable is a *contractor team* to deliver an operational capability?
- How well is *my program* performing?

A team of experts is developing a simple, actionable set of guidelines on how to use the CMMI framework to help reduce program risk.



Agenda

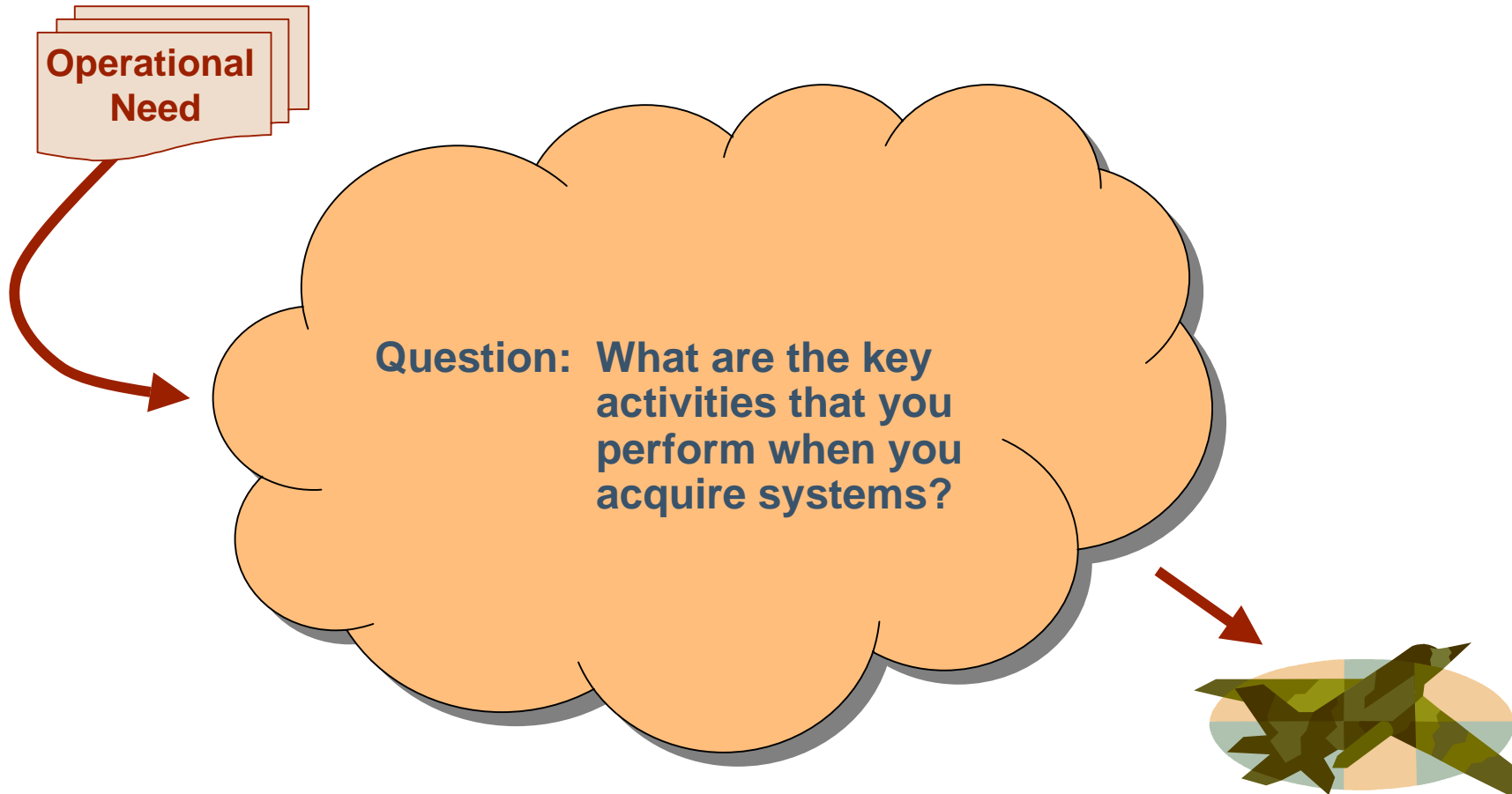
Introduction

Using CMMI to Encourage Good Contractor Practices

Using CMMI-AM to Improve Acquisition Practices



What is “Acquisition”





PMO AND PROCESS

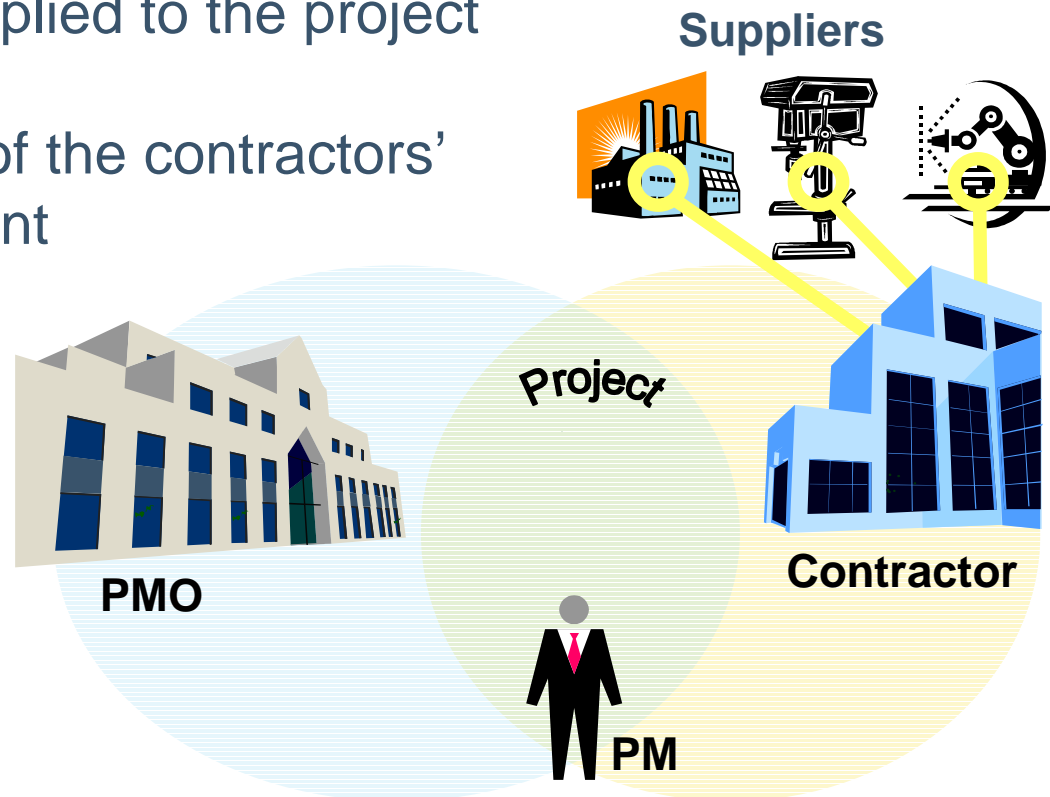
Process and the Roles of the PM

Manage process within the PMO

Manage process applied to the project

Exercise oversight of the contractors' process management

Ensure integration of contractor and PMO processes





The PMO Management Role

The PM is responsible for managing internal PMO processes. The PM must take a hands-on approach to

- Identify, define, and document process needs
- Communicate and train the PMO staff
- Support, track, measure, and review the PMO processes





PMO AND PROCESS

Program Management Role

Define the interface between the PMO and the contractor using the RFP and negotiations

- Project process requirements
- Project metrics
- Project communication needs
- Project risk management needs

Manage the interface during contract execution

- Real-time monitoring of deliverables
- Keep communication channels clear & open
- Develop trust with contractor

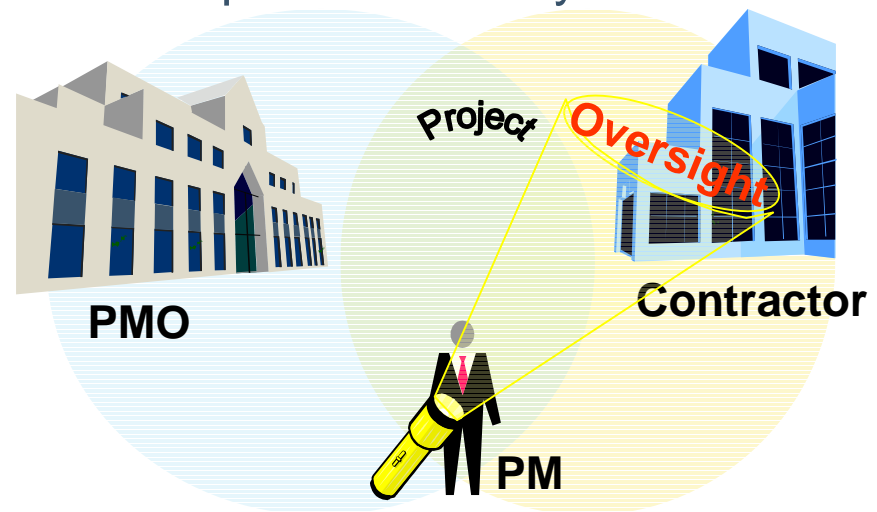




Contractor Oversight Role 1

Process maturity of the contractor should be a consideration in source selection

- Obtain process definitions and commitments
 - Just requiring a CMMI Maturity Level is **NOT** enough.
 - You need to ensure that high-maturity processes are applied to YOUR project
 - Require your bidders to define the processes they will use in their proposals
 - Evaluate the proposed processes as a part of source selection
 - Reference the processes in the contract
- Plan process integration

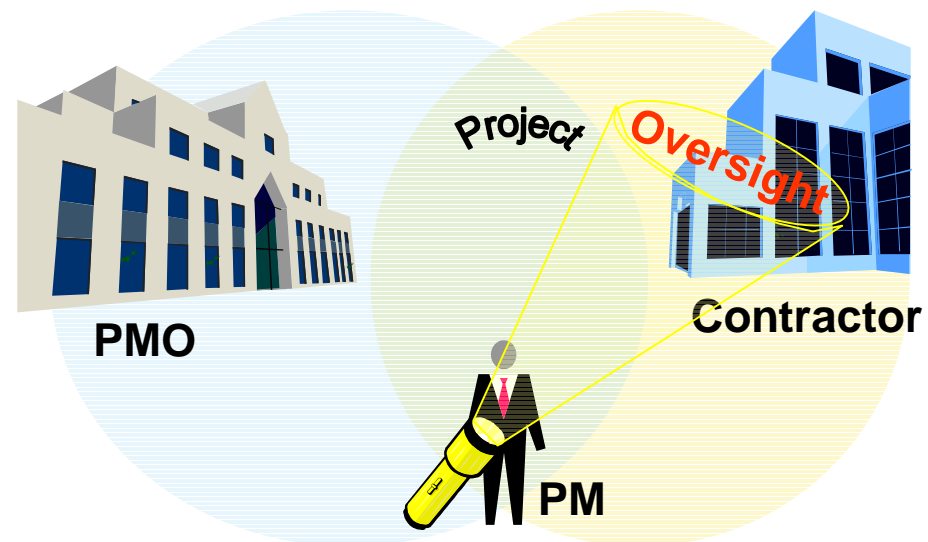




Contractor Oversight Role 2

After contract award, ensure that contracted process commitments are kept

- Committed processes are used by the project team
- Process artifacts are evident
- Process integration is effective and monitored
- Consider periodic independent appraisals of key process areas





PMO AND PROCESS

Subcontractor Oversight Role

For many systems, the bulk of the work is done by subcontractors

Primary responsibility for oversight of subcontractors lies with the prime contractor

PMO role is to ensure that prime is providing adequate oversight to subcontractors

- Ensure flowdown of project process requirements
- Ensure integration of prime and subcontractor processes



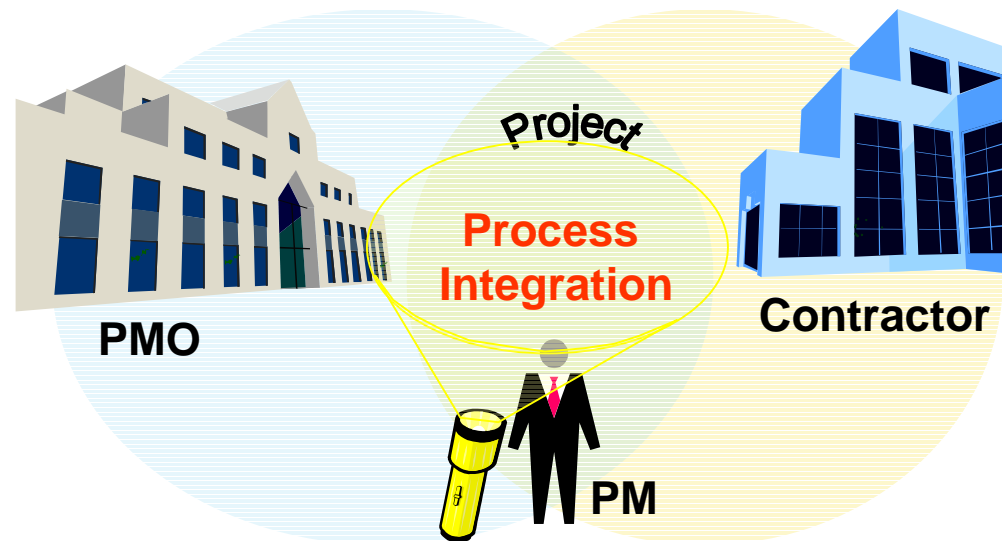


PMO AND PROCESS

Process Integration Role

It is the PMO's responsibility to ensure PMO and Contractor processes are compatible

- Include any process “must haves” in the RFP
 - Consider specific compatibility with tools for risk, requirements, schedule, etc.
- Ensure good communications with contractor(s) regarding process incompatibilities
- Integration focus needed throughout project





CMMI Acquisition Module (CMMI-AM)

Focuses on effective acquisition activities and practices that are implemented by first-level acquisition projects (e.g., System Project Office/Program Manager)

Acquisition practices drawn and summarized from existing sources of best practices:

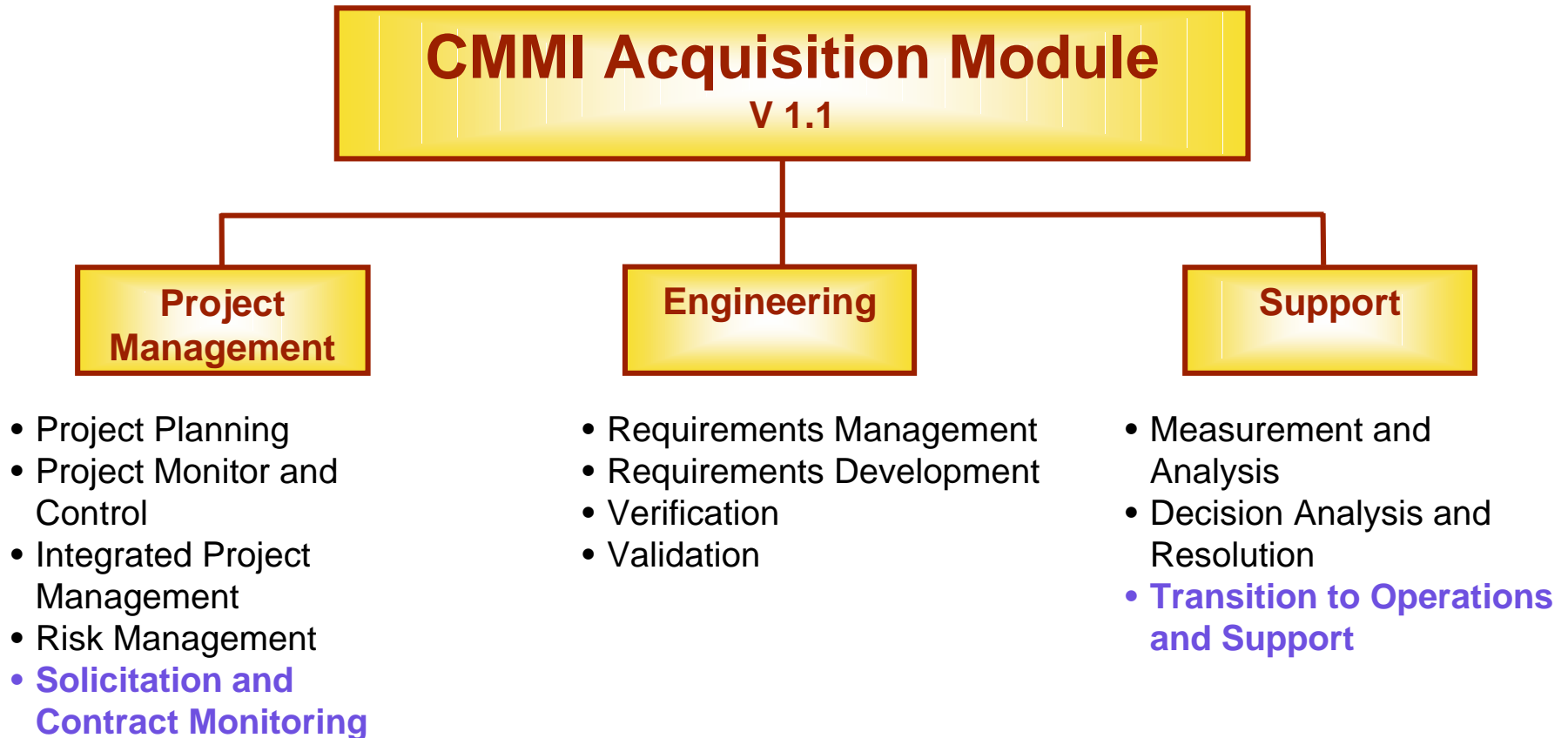
- Software Acquisition Capability Maturity Model (SA-CMM)
- Capability Maturity Model Integration (CMMI)
- FAA Integrated Capability Maturity Model (iCMM)
- Section 804

Intended to be used in conjunction with the CMMI as an acquisition “lens” for interpreting the CMMI in acquisition environments

CMMI-AM – a tool for the acquirer



CMMI-AM Structure




Key

■ **New for CMMI-AM**

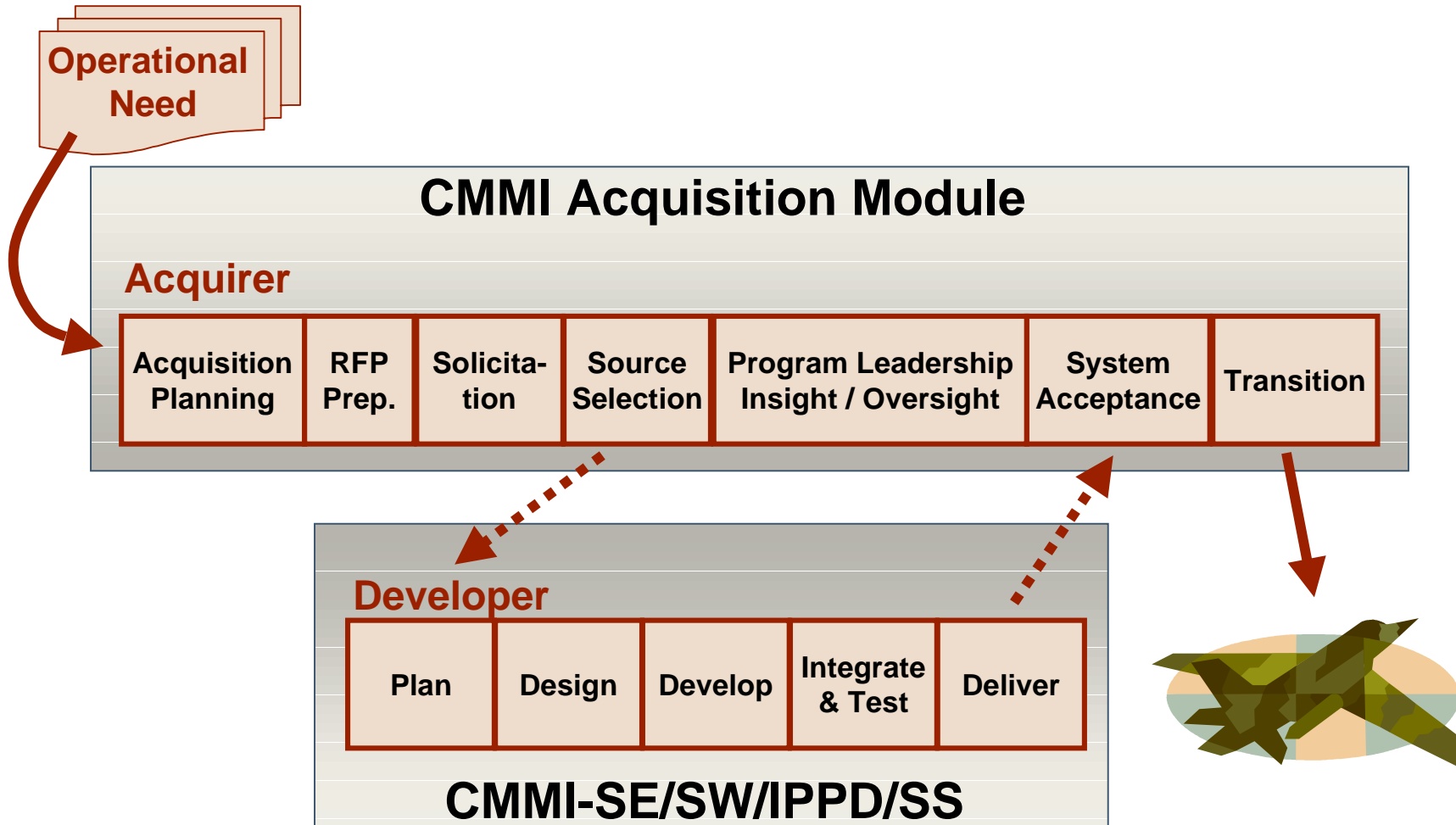


“Ad Hoc” Acquisition Practices





Explicit Acquisition Practices





Carnegie Mellon
Software Engineering Institute

Contact Information

Brian Gallagher
412-268-7157
bg@sei.cmu.edu

Software Engineering Institute
Carnegie Mellon University
4500 Fifth Ave.
Pittsburgh, PA 15213-3890