

# Field-level Assessment of Mg-rich Primer

John Stropki (Battelle)

Jim Tankersley (Battelle)

Environment, Energy & Sustainability Symposium

Denver, CO

May 7, 2009

# Report Documentation Page

Form Approved  
OMB No. 0704-0188

Public reporting burden for the collection of information is estimated to average 1 hour per response, including the time for reviewing instructions, searching existing data sources, gathering and maintaining the data needed, and completing and reviewing the collection of information. Send comments regarding this burden estimate or any other aspect of this collection of information, including suggestions for reducing this burden, to Washington Headquarters Services, Directorate for Information Operations and Reports, 1215 Jefferson Davis Highway, Suite 1204, Arlington VA 22202-4302. Respondents should be aware that notwithstanding any other provision of law, no person shall be subject to a penalty for failing to comply with a collection of information if it does not display a currently valid OMB control number.

1. REPORT DATE <b>07 MAY 2009</b>		2. REPORT TYPE		3. DATES COVERED <b>00-00-2009 to 00-00-2009</b>	
4. TITLE AND SUBTITLE <b>Field-level Assessment of Mg-rich Primer</b>				5a. CONTRACT NUMBER	
				5b. GRANT NUMBER	
				5c. PROGRAM ELEMENT NUMBER	
6. AUTHOR(S)				5d. PROJECT NUMBER	
				5e. TASK NUMBER	
				5f. WORK UNIT NUMBER	
7. PERFORMING ORGANIZATION NAME(S) AND ADDRESS(ES) <b>Battelle,505 King Avenue,Columbus,OH,43201</b>				8. PERFORMING ORGANIZATION REPORT NUMBER	
9. SPONSORING/MONITORING AGENCY NAME(S) AND ADDRESS(ES)				10. SPONSOR/MONITOR'S ACRONYM(S)	
				11. SPONSOR/MONITOR'S REPORT NUMBER(S)	
12. DISTRIBUTION/AVAILABILITY STATEMENT <b>Approved for public release; distribution unlimited</b>					
13. SUPPLEMENTARY NOTES <b>Presented at the NDIA Environment, Energy Security &amp; Sustainability (E2S2) Symposium &amp; Exhibition held 4-7 May 2009 in Denver, CO. U.S. Government or Federal Rights License</b>					
14. ABSTRACT					
15. SUBJECT TERMS					
16. SECURITY CLASSIFICATION OF:			17. LIMITATION OF ABSTRACT	18. NUMBER OF PAGES	19a. NAME OF RESPONSIBLE PERSON
a. REPORT	b. ABSTRACT	c. THIS PAGE			
<b>unclassified</b>	<b>unclassified</b>	<b>unclassified</b>	<b>Same as Report (SAR)</b>	<b>24</b>	

# Presentation Overview

- Project Team
- Objective and Purpose
- Technical Approach
- Results of Laboratory Testing
- Results of Field Testing
- Conclusions
- Planned Future Activities
- Questions

# Project Team

- COTR – Thomas J. Lorman, 77AESW (ASC/ENVV)
- Primary Project Stakeholders
  - Mike Spicer, AFRL/CTIO
  - Joel Johnson, AFRL
  - MSgt. Mike Ramsey, Florida Air National Guard
- Additional Stakeholders
  - AFRL/CTIO, F-22 SPO, F-35 SPO, FANG, Boeing, Akzo-Nobel Aerospace Coatings (ANAC), NAVAIR Pax River, Hill AFB, NASA - Kennedy Space Center
  - **Battelle's Florida Materials Research Facility**

# Objective and Purpose

## Objective

- Validate an environmentally friendly coating system through laboratory coupon tests and outdoor exposure tests on select non-chromate coating system stack-ups for use on legacy, as well as the F-22 and F-35 aircraft

## Purpose

- Testing will serve to validate the chemical and physical performance requirements specified in T.O. 1-1-8 and other applicable T.Os referenced for approved Air Force coating systems
- Data gathered from this project will be provided to F-22 and F-35 SPO for possible application of the non-chromate stack-up to metallic and composite structures

# Technical Approach

- Scope
  - **Conduct controlled “round-robin” laboratory tests to assess** performance of Prekote pretreatment, Mg-rich primer, and Aerodur 5000
- Deliverables
  - Demonstration Test Plan
    - Integrate testing and analysis protocols with Boeing-Long Beach, AFRL/CTIO, Akzo-Nobel Aerospace Coatings, NAVAIR Pax River, Hill AFB, NASA Kennedy Space Center
    - Test Plan included testing protocols, articles, substrate matrices, surface treatments, primers, and topcoats
    - Test Plan complements Round Robin Test Plan drafted by UDRI and provided to Battelle May 2008
  - Technical Data Package
    - Literature survey, technical review and reporting on components contained in non-chromate coating systems being investigated for project


# Mg-rich Coating Formulations

- Prototype university formulation (2004)
  - Utilized 100+ mm Mg particles and five component resin system
  - Performance in B-117 and cyclic salt spray very good
- Akzo-Nobel Aerospace Coatings (ANAC) licenses technology (2004)
  - **Worked to resolve surface roughness, compliance, and “usability” issues**
- PD374-165 (2005)
  - First formulation with viable smaller Mg particle; utilization of a two component resin system
  - Performance in B-117 marginally good
- PD406-35 (2005)
  - Modification of resin system; VOC compliant using exempt solvents; performance in B-117 good
- XP405-110 (2006)
  - Optimized Mg pigment volume concentration (PVC)
  - Performance excellent over bare and PreKote panels, some adhesion loss over fresh Alodine 1200
  - **Some samples prepared with an “active” lot of Mg powder; excess of fines created blistering**
- XP417-183 (2007)
  - Resin system modified to improve flexibility and performance over Alodine 1200
  - Improved overall performance as reported by ANAC
- XP455-30 aka “Aerodur 2100” (2007-2008)
  - Inclusion of green pigment for contrast ratio; reported to have no adverse effect on performance

# XP417-183

## Most Reported Results Good

ANAC (2,000 hrs. B117)




# Technical Approach Phase I – Laboratory Assessment - Status

- ASTM B-117 Exposure Testing of Coated Test Panels
  - Required 3,000 hour or 125 day exposure period with visual assessments every 504 hours
  - ANAC and AFRL coated panels (Aerodur 2100)
  - First exposure test terminated after ~650 hours by AFRL/CTIO because of test protocol issues (i.e., X-scribe morphology and test environment)



# Technical Approach Phase I – Laboratory Assessment - Status


- Must seriously address the issue of scribe morphology on potential performance in B-117 test environment
  - Growing body of evidence showing that “rough” scribes can have a serious impact on performance, even for Cr controls




ANAC generated scribe variability on Cr controls; same topcoated, Cr-primer system, four different scribe methods after 650 hours of B-117

# Scribe Morphology (cont.)

- In nearly all cases, significant amounts of corrosion product is seen on the rough “conventional cut” side of the scribe and very little on the smooth “climb cut” side
- Reduced Chromate Control
  - PreKote / Deft 02-Y-40 / Deft 99-GY-001 (color 36173)



Sample 799-A1D-016  
2024-T3 Bare



Sample 799-D1D-016  
7075-T6 Bare

BUSINESS SENSITIVE

# Round Robin Results – 650 hours Chromated Controls

AFRL







ANAC



# Round Robin Results – 650 hours Mg-rich Primer (Aerodur 2100)

AFRL


ANAC




BUSINESS SENSITIVE

# Technical Approach Phase I – Field Assessment - Status

- Exposure Testing of Coated Test Panels
  - 12-month Exposure Tests
    - Commenced June 25, 2008 at FMRF
    - Commenced October 9, 2008 at FANG
  - Nine month FMRF exposure conducted on March 18, 2009
    - No significant change in scribe rating
    - Undercutting detected on select panel sets
    - **Blistering on “blank” test panels (no primer)**
    - No major chalking, gloss or color changes ( $\Delta E < 1$ )



# Technical Approach Phase I – Field Assessment - Status



**9-month Exposure Results  
- no visual changes noted  
(typical)**

# Technical Approach Phase I – Field Assessment (9-months)

Set ID	Panel ID	Surface Treatment	Primer	Topcoat	Scribe Corrosion	Undercutting	Blistering
A	ACU/ACC	MEK/Brulin GD815/Phos. Acid/1200 S	Deft 02-Y-04	Aerodur 5000	1/1	0/0	0/0
A	AAU/AAC	ANAC Std/1200 S	Deft 02-Y04	Aerodur 5000	1/1	1/1	0/0
B	BCU/BCC	Prekote	PRC 7233	PRC 9311	0/0	0/0	0/0
B	BAU/BAC	Prekote	PRC 7233	PRC 9311	0/0	0/0	0/0
C	CCU/CCC	Prekote	Blank	Aerodur 5000	2/2	4/4	1/0
C	CAU/CAC	Prekote	Blank	Aerodur 5000	2/2	4/4	0/1
D	DCU/DCC	Prekote	ANAC Mg 1	Aerodur 5000	2/1	1/0	1/0
D	DAU/DAC	Prekote	ANAC Mg 1	Aerodur 5000	2/2	2/3	1/0
E	ECU/ECC	Prekote	ANAC Mg 2	Aerodur 5000	2/2	3/2	0/0
E	EAU/EAC	Prekote	ANAC Mg 2	Aerodur 5000	2/2	1/0	0/0
F	FCU/FCC	Prekote	ANAC 2100	Aerodur 5000	2/2	0/1	0/0
F	FAU/FAC	Prekote	ANAC 2100	Aerodur 5000	2/1	1/0	0/0

# Technical Approach

## Phase II – Field Assessment

- Test two non-chromate stack-ups on static A/C at Florida ANG (125<sup>th</sup> Fighter Wing), Jacksonville, FL




- Additional exposure testing of coated panels and sensors at FANG and FMRF for data correlation purposes
- Sections of a/c painted include: upper/lower wing, lower fuselage
- Coordination between ANG and AFRL/CTIO

# Technical Approach


## Phase II – Field Assessment

- Stack-ups included:
  - PreKote/Aerodur 2100 primer/Aerodur 5000 topcoat
  - Alodine 5200/ANAC 577-630 primer/Aerodur 5000 topcoat
- Initial scuff-sand operations conducted during July 2008
- Weather-related delays (i.e., temperatures and rainfall) in completing application of primer and topcoat materials to test sections of all aircraft
- Decision was made by Battelle and FANG to postpone painting of aircraft until fall
- Final strip & painting of test sections and all surfaces of static aircraft completed October 10, 2008

# F-102 Test Sections (2 of 4)




RH-side Fuselage




LH-side Upper Wing

# F-106 Test Sections (2 of 4)




LH-side Fuselage




RH-side Lower Wing

# T-33 Test Sections (2 of 4)



RH-side Fuselage



RH-side Upper Wing

# F-15 Primed and Topcoated



Primer Coated

Topcoat Completed



# The "Crew"



# Conclusions

- Initial laboratory testing of Mg-rich primer systems delayed as a result of **scribing morphology and test environment compatibility with “novel”** coating system
- ASTM B117 is not appropriate test method for Mg-rich primer
- 9-month outdoor exposure data confirms excellent performance of Prekote/PRC 7233/PRC 9311 and control systems. Aerodur 2100 primer performing well
- AFRL to determine next iteration of laboratory testing
- 2-year field exposure panel test results (Abbott), 6-18 month flight testing (H-60, P-3 and AH64A) of coated sensors (Abbott) and 9-month panels from subject project yield good results for Mg-rich primer stack-up
- NAVAIR results with Mg-rich primer are very encouraging
- Next generation of Mg-rich primer coating performance better than all previous generations
- Future need to address alternative polymeric backbone chemistries (i.e., flexible primers and multiple stack-up combinations)

# Planned Future Activities

- Continued quarterly monitoring of field exposure test panels (FMRF and FANG)
- Preparation for next 3,000-hour laboratory test exposure
- Obtain color/gloss/chalk and corrosion assessments from four static aircraft