

New Dissipation Term and Self-Similar Relationships for Hasselmann Equation

Zakharov Vladimir
5240 E. Camino Bosque, Tucson, AZ 85718
Phone (520) 290-0248 E-mail: zakharov@math.arizona.edu

Pouchkarev Andrei
3826 E. Desert Flower Ln., Phoenix, AZ 85044
Phone (602) 748-4286 E-mail: Andrei@cox.net

Contract Number: N00014-06-C-0130

LONG-TERM GOALS

The theory of weak turbulence is the cornerstone of modern wave-predicting models. It is based on the Hasselmann equation for the wave action spectrum $N(\omega, \theta)$:

$$\frac{\partial N}{\partial t} + \frac{\partial \omega}{\partial k} \frac{\partial N}{\partial r} = S_{nl} + S_F, \quad S_{nl} = S_{in} + S_{diss} \quad (1)$$

Here S_{nl} is the nonlinear wave interaction term, S_{in} is the air-wave coupling term, and S_{diss} is responsible for the white-capping dissipation.

In spite of tremendous efforts invested in numerical studies of the **Eq.1**, the progress in development of fast and accurate prognostic models is slow. Just as an illustration, the scatter of S_{in} in different models exceeds its mean value up to the factor of 4!. As a result, the major verification tool for wave-prediction models -- hind-casting of ocean surface wave events -- consists in "tuning-up" of coefficients in front of S_{in} and S_{diss} terms to achieve reasonable correspondence of numerical simulation results and measurable field parameters.

Our long-term goal is improvement of surface wave – prediction models through:

- Formulation of new S_{in} and S_{diss} terms, which can be used in wave-predicting models without necessity of empirical tuning-up to achieve adequate description of the reality
- Search of the universal self-similar properties of Hasselmann equation (1), describing the behavior of wave turbulence in terms of limited number of intrinsic physical quantities, such as: wave energy spectral flux, characteristic wave frequencies and universal self-similar parameters.

OBJECTIVES

Our first objective was to concentrate on the study of S_{diss} term through direct numerical comparison of surface wave turbulence in the frame of full 3D equations with Hasselmann equation, for the situation when the wind is absent, i.e. pure swell setup.

Report Documentation Page

Form Approved
OMB No. 0704-0188

Public reporting burden for the collection of information is estimated to average 1 hour per response, including the time for reviewing instructions, searching existing data sources, gathering and maintaining the data needed, and completing and reviewing the collection of information. Send comments regarding this burden estimate or any other aspect of this collection of information, including suggestions for reducing this burden, to Washington Headquarters Services, Directorate for Information Operations and Reports, 1215 Jefferson Davis Highway, Suite 1204, Arlington VA 22202-4302. Respondents should be aware that notwithstanding any other provision of law, no person shall be subject to a penalty for failing to comply with a collection of information if it does not display a currently valid OMB control number.

1. REPORT DATE 30 SEP 2007		2. REPORT TYPE Annual		3. DATES COVERED 00-00-2007 to 00-00-2007	
4. TITLE AND SUBTITLE New Dissipation Term And Self-Similar Relationships For Hasselmann Equation				5a. CONTRACT NUMBER	
				5b. GRANT NUMBER	
				5c. PROGRAM ELEMENT NUMBER	
6. AUTHOR(S)				5d. PROJECT NUMBER	
				5e. TASK NUMBER	
				5f. WORK UNIT NUMBER	
7. PERFORMING ORGANIZATION NAME(S) AND ADDRESS(ES) University of Arizona, Tucson, AZ, 85718				8. PERFORMING ORGANIZATION REPORT NUMBER	
9. SPONSORING/MONITORING AGENCY NAME(S) AND ADDRESS(ES)				10. SPONSOR/MONITOR'S ACRONYM(S)	
				11. SPONSOR/MONITOR'S REPORT NUMBER(S)	
12. DISTRIBUTION/AVAILABILITY STATEMENT Approved for public release; distribution unlimited					
13. SUPPLEMENTARY NOTES code 1 only					
14. ABSTRACT					
15. SUBJECT TERMS					
16. SECURITY CLASSIFICATION OF:			17. LIMITATION OF ABSTRACT Same as Report (SAR)	18. NUMBER OF PAGES 7	19a. NAME OF RESPONSIBLE PERSON
a. REPORT unclassified	b. ABSTRACT unclassified	c. THIS PAGE unclassified			

The second objective was to compare the comprehensive experimental set of data, obtained over almost last 50 years of field observations with the result of analytical and numerical results of study of Hasselmann equation.

APPROACH

For achievement of our objectives we used the following two numerical tools:

- **Statistical Computational Wave Tank (SCWT)** numerically simulates non-stationary Hasselmann equation:

$$\frac{\partial N}{\partial t} + \frac{\partial \omega}{\partial k} \frac{\partial N}{\partial x} = S_{nl} + S_F \quad S_{nl} = S_{in} + S_{diss} \quad (3)$$

The algorithm is updated Resio-Tracy code, which is two orders of magnitude faster than the original version. The new version is stable. We used the grid in \mathbf{K} -plane containing 36 angular versus 71 frequency modes. For the wind velocity $u_0 = 10m/sec$ it takes eight hours of computational time to model two days evolution of the wind-driven sea in one spatial point.

- **Dynamical Computational Wave Tanks (DCWT)** follows not only the wave surface elevation, but also the wave phases and is based on the truncated expansion of the Hamiltonian into the series by powers of the surface elevation:

$$\begin{aligned} \eta_t &= \hat{k}\psi - (\nabla(\eta\nabla\psi)) - \hat{k}[\eta\hat{k}\psi] + \hat{k}(\eta\hat{k}[\eta\hat{k}\psi]) + \frac{1}{2}\Delta[\eta^2\hat{k}\psi] + \frac{1}{2}\hat{k}[\eta^2\Delta\psi] \\ \psi_t &= -g\eta + \sigma\Delta\eta - \frac{1}{2}[(\nabla\psi)^2 - (\hat{k}\psi)^2] - [\hat{k}\psi]\hat{k}[\eta\hat{k}\psi] - [\eta\hat{k}\psi]\Delta\psi \end{aligned} \quad (4)$$

where $\eta(x, y)$ is water surface elevation and $\psi(x, y)$ is velocity potential on the surface of the liquid, g and σ are gravity acceleration and surface tension coefficient. Action of the operator \hat{k} is defined as $\hat{k}\psi = \frac{1}{2\pi} \int k\psi_{\vec{k}} e^{-i\vec{k}\vec{r}} dk_x dk_y$, where $k = \sqrt{k_x^2 + k_y^2}$ is the absolute value of the wave number. The simulation of **DCWT** was performed in real-space domain $[2\pi \times 2\pi]$ on the grid 512x4096 points.

We hired two contractors groups of applied mathematicians and physical oceanographers in Moscow:

1. Group in the Shirshov Institute of Oceanology, Moscow, Russia. A head of the group is Dr. Sergei Badulin.
2. Group in the Landau Institute for Theoretical Physics, Moscow, Russia. A head of the group is Dr. Alexander Dyachenko.

The following are key individuals involved into research:

Principals:

- **Zakharov V.E.** – general supervision
- **Pushkarev A.N.**– Hasselmann and 2D dynamical equations

Contractors: Group 1:

- **Badulin S.I.** -- time-limited S_{nl} code for Hasselmann equation
- **Geogdjaev V.V.** -- time-limited S_{nl} code for Hasselmann equation

Group 2:

- **Dyachenko A.I.**– 1D exact dynamical equations
- **Korotkevich A.O.** – 2D dynamical equations
- **Prokofiev A.**– exact dynamical equations

WORK COMPLETED

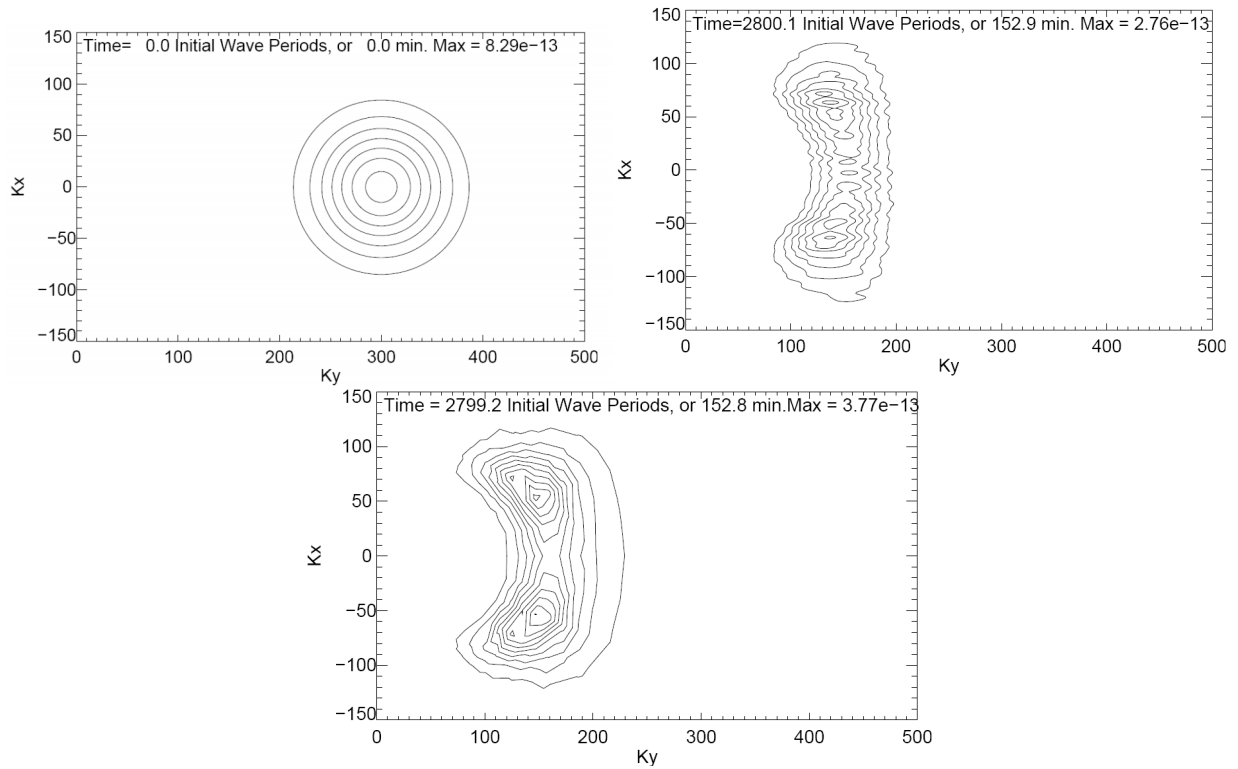
1. Numerical comparison of swell evolution in frame of two models: **SCWT** and **DCWT**.
2. Comparison of the comprehensive set of 20 dependencies, obtained over last 50 years from field observations, with analysis of Hasselmann equation and numerical simulation of **SCWT** model.

RESULTS

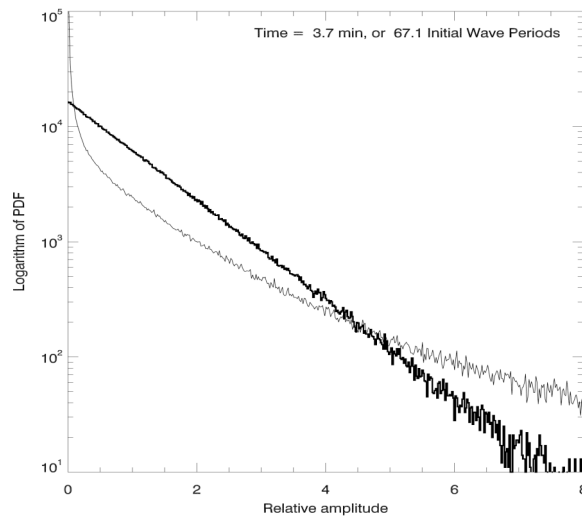
The first major result is confirmation of the theory of weak turbulence through direct comparison of **SCWT** and **DCWT** models. Comparison was performed for pure swell (no wind input, $S_{in} = 0$) situation. Similarity was observed in spectral peak downshift and bi-modality of the spectrum (see **Fig.2**). Probability of distribution function of wave amplitudes exhibits Gaussian distribution (see **Fig.3**). We compare **SCWT** and **DCWT** models for dissipation terms S_{diss} : artificial viscosity, *WAM cycle 3*, *WAM cycle 4* and new dissipation terms. The result of comparison of total energy behavior is presented on **Fig.4**. It has been learned that none of the dissipation terms except new one give good correspondence in total energy behavior in time. The formula for new dissipation term is the following:

$$S_{diss} = C_{ds} \tilde{\omega} \frac{k}{k} \left((1 - \delta) + \delta \frac{k}{k} \right) \left(\frac{\tilde{S}}{\tilde{S}_{pm}} \right)^p n_k \tag{5}$$

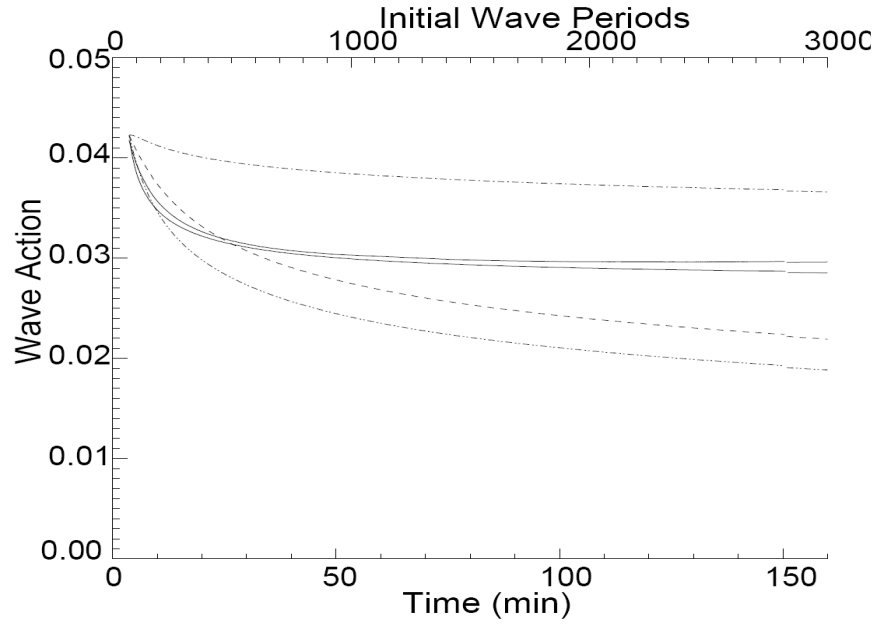
$$C_{ds} = 1.00 \times 10^{-6}, \quad \delta = 0, \quad p = 12$$



[Fig.2 Original spectrum (first picture) down-shifts in DCWT (second picture) and SCWT (third picture) models]



[Fig.3 Probability distribution function of wave amplitudes is approximated by straight line, which confirms Gaussian distribution law]



[Fig.4 Total energy behavior for DCWT and SCWT models with different dissipation terms. The best correspondence reached for new dissipation term]

The second major result is in obtaining of an asymptotic weakly turbulent relation for the total energy ε and a characteristic wave frequency ω_* :

$$\frac{\varepsilon \omega_*^4}{g^2} = \alpha_{ss} \left(\frac{\omega_*^3 d\varepsilon/dt}{g^2} \right)^{1/3} \quad (6)$$

The self-similarity parameter α_{ss} was found in the numerical duration-limited experiments and was shown to be naturally varying in a relatively narrow range, being dependent on the energy growth scale only. The analytical and numerical conclusions have been verified versus known field dependencies for wave energy growth and peak frequency down-shift. A comprehensive set of more than 20 dependencies, obtained over almost 50 years of field observations, was analyzed. They demonstrate that the weakly turbulent law has a general value and describes the wave evolution well, apart from the earliest and full wave development stages when nonlinear transfer competes with wave input and dissipation.

IMPACT/APPLICATIONS

Potential future impact for obtained results consists in:

- Using correct dissipation term (5) in operational wave-prediction models
- Using relationship (6) for surface wave turbulence parameters forecasts.

RELATED PROJECTS

US Army Corps of Engineers **MORPHOS** project. Our contribution consists in continuation of the development of new forms of wave-breaking within the context of nonlinear energy fluxes in a wind – wave spectrum.

PUBLICATIONS

1. S. Badulin, A. Babanin, V.Zakharov and D. Resio, *Weakly Turbulent Laws of Wind-Wave Growth*, J. Fluid Mech., vol. 000, pp.1-40, 2007
2. A. Korotkevich, A. Pushkarev, D. Resio, and V. Zakharov, in the book "Tsunami and Nonlinear Waves", *Numerical Verification of the Hasselmann equation*, Kundu, Anjan (Editor), Springer 2007, Approx. 325 p., 170 illus., Hardcover, ISBN: 978-3-540-71255-8, 2007
3. V.E. Zakharov, A.O. Korotkevich, A. Pushkarev and D. Resio, *Coexistence of Weak and Strong Wave Turbulence in a Swell Propagation*, accepted for publication in Phys.Rev.Letters, 2007
4. A.O. Korotkevich, A. Pushkarev, D. Resio and V.E. Zakharov, *Numerical Verification of the Weak Turbulent Model for Swell Evolution*, accepted for publication in European Journal of Fluid Mechanics/B, 2007
5. Report on the *10th International Workshop on Wave Hindcasting and Forecasting & Coastal Hazard Symposium*, Oahu, HI. Reporter V. Zakharov