



Carnegie Mellon
Software Engineering Institute

Pittsburgh, PA 15213-3890

High Maturity/Capability Appraisals

Will Hayes

Quality Manager, SEI Appraisal Program

October 2005

Sponsored by the U.S. Department of Defense
© 2005 by Carnegie Mellon University

Report Documentation Page

Form Approved
OMB No. 0704-0188

Public reporting burden for the collection of information is estimated to average 1 hour per response, including the time for reviewing instructions, searching existing data sources, gathering and maintaining the data needed, and completing and reviewing the collection of information. Send comments regarding this burden estimate or any other aspect of this collection of information, including suggestions for reducing this burden, to Washington Headquarters Services, Directorate for Information Operations and Reports, 1215 Jefferson Davis Highway, Suite 1204, Arlington VA 22202-4302. Respondents should be aware that notwithstanding any other provision of law, no person shall be subject to a penalty for failing to comply with a collection of information if it does not display a currently valid OMB control number.

1. REPORT DATE OCT 2005		2. REPORT TYPE		3. DATES COVERED 00-00-2005 to 00-00-2005	
4. TITLE AND SUBTITLE High Maturity/Capability Appraisals				5a. CONTRACT NUMBER	
				5b. GRANT NUMBER	
				5c. PROGRAM ELEMENT NUMBER	
6. AUTHOR(S)				5d. PROJECT NUMBER	
				5e. TASK NUMBER	
				5f. WORK UNIT NUMBER	
7. PERFORMING ORGANIZATION NAME(S) AND ADDRESS(ES) Carnegie Mellon University, Software Engineering Institute, Pittsburgh, PA, 15213				8. PERFORMING ORGANIZATION REPORT NUMBER	
9. SPONSORING/MONITORING AGENCY NAME(S) AND ADDRESS(ES)				10. SPONSOR/MONITOR'S ACRONYM(S)	
				11. SPONSOR/MONITOR'S REPORT NUMBER(S)	
12. DISTRIBUTION/AVAILABILITY STATEMENT Approved for public release; distribution unlimited					
13. SUPPLEMENTARY NOTES					
14. ABSTRACT					
15. SUBJECT TERMS					
16. SECURITY CLASSIFICATION OF:			17. LIMITATION OF ABSTRACT	18. NUMBER OF PAGES	19a. NAME OF RESPONSIBLE PERSON
a. REPORT unclassified	b. ABSTRACT unclassified	c. THIS PAGE unclassified			

Introduction

Objectives
Expectations
Ground Rules
Detailed Schedule
Background Data



Objectives

Start to forge a more detailed and shared understanding of the interpretation of “high maturity” and “high capability” practices.

Build consensus on how to handle model interpretation for courses and appraisals.

Increase the understanding of specialized knowledge associated with accurately explaining and appraising implementations of higher levels of maturity and capability.



What We Will Do Today

- Briefly review some standard material about model content and interpretation
- Describe areas where ambiguity exists today
- Discuss competing interpretations of key topics
- Seek opinions and experiences from Lead Appraisers and Instructors to serve as memorable examples for others
- Document needs for future work to forge a more consistent interpretation and application of CMMI



What We Will NOT Do Today

- Provide a complete cookbook-style solution
- Resolve all actual or perceived problems in the model or appraisal method
- Seek out and penalize Lead Appraisers and Instructors who have different interpretations of the model or the method
- Provide all attendees with the necessary knowledge and competencies to be experts on these topics



Ground Rules

- The person at the podium is not the ultimate authority on these complex topics
- We are here to work together to gain insight from listening to each other and sharing our views
- Real world examples are much more helpful than hypothetical scenarios – please try to work with facts
- Plan to work and contribute, not sit back and soak it in



Schedule For The Day

Start	Finish	Duration	Topic
8:30	9:00	30 min	Introduction
9:00	10:00	60 min	Level 4 Practices
10:00	10:30	30 min	Break
10:30	11:30	60 min	Level 5 Practices
11:30	12:00	30 min	Prepare for Break Outs
12:00	1:00	60 min	Lunch
1:00	2:30	90 min	Subgroup Work Session
2:30	3:00	30 min	Break
3:00	3:30	30 min	Prepare Report Out
3:30	5:00	90 min	Reports and Discussion



Challenge Questions to Ponder

- How many critical subprocesses have to be statistically managed in order to qualify for Maturity Level 4?
- In order to qualify for Maturity Level 5, do the processes changed using OID have to have previously been statistically managed? Quantitatively managed?
- What business drivers might lead an organization to want to raise OID to Capability Level 5? How about other process areas at CL4 or CL5 – what are the typical “Capability Profiles” and the business drivers that motivate them?



Challenge Questions – 2

- In order to qualify for Maturity Level 4, is it sufficient to use control limits that are derived from organizational baselines and not project data?
- Does statistical management of critical subprocesses that operate across projects qualify for Maturity Level 4? For example, the procurement process or the DAR process.
- Is it sufficient to apply statistical management to a single attribute of a critical subprocess, in order to qualify for Maturity Level 4?



Challenge Questions – 3

- Is it reasonable for an appraisal scoped to a single project to yield a Maturity Level rating of 4 or 5 – in an organization where multiple projects are underway?
- Should we establish different qualifications for Lead Appraisers who perform appraisals that result in Maturity/Capability Level ratings above 3?
 - What specific skill/knowledge do they need?
 - How should this be acquired or assured?
- Should different standards of data or organizational sampling be applied to appraisals focused above Maturity/Capability Level 3?



Ground Rules for Afternoon Sessions

- The goal is active learning through participation, not passive listening. Please be prepared to work.
- Each breakout session will have a facilitator, note-taker, and reporter. We are looking for volunteers.
 - Facilitator manages the interaction
 - Note-taker records important results
 - Reporter presents the results to the larger group
- Use this morning to think about which topic you'd like to dig into more deeply – one of the challenge questions, or something you suggest during break.

Level 4 Practices

Management by Rear-View Mirror

Most use of measurement in low maturity organizations is purely retrospective.

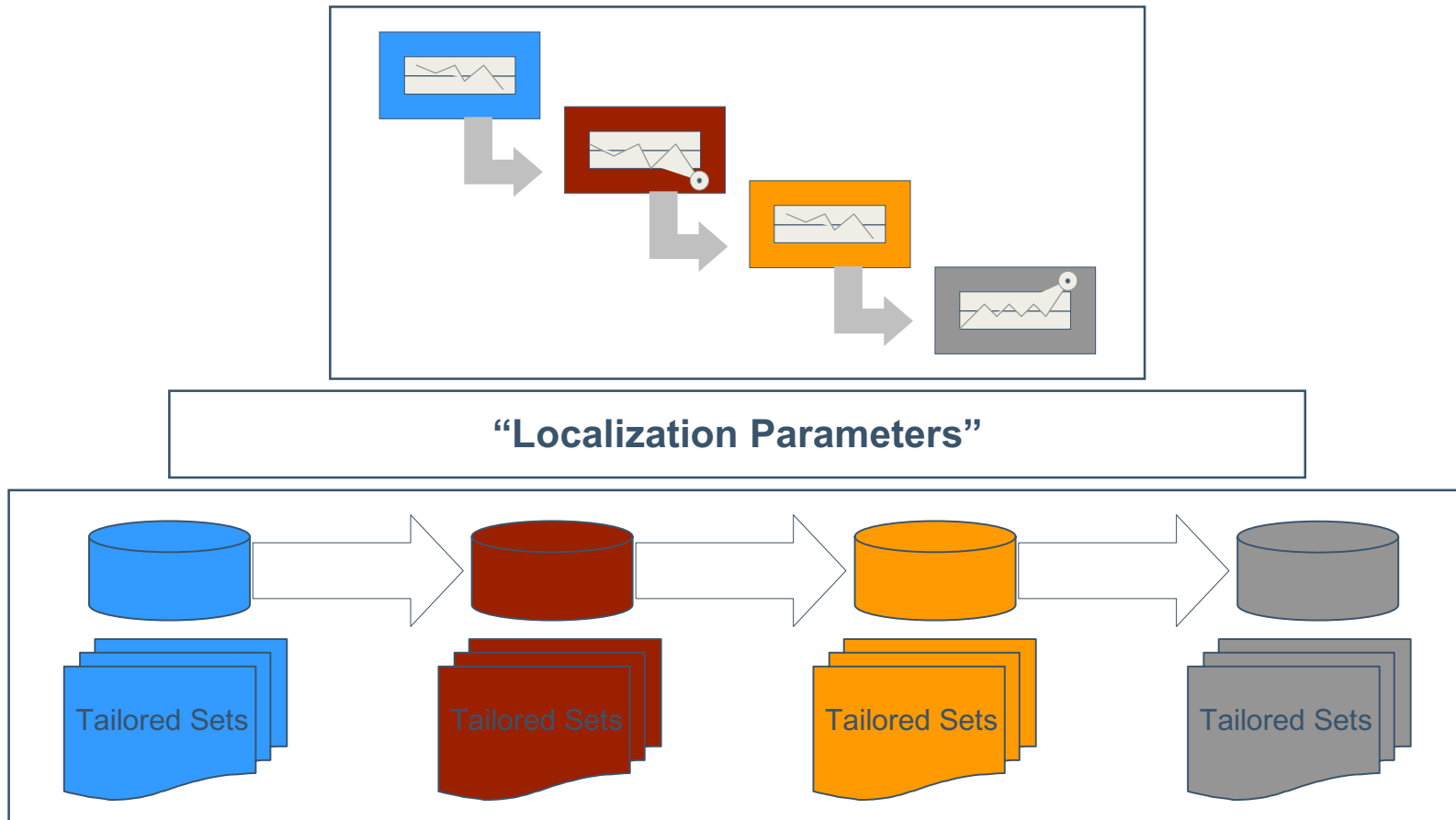
Overly narrow view – contextual data fades from memory quickly.

Correcting yesterday's wrong turns – it is difficult to ask "what if we do something different?"





Maturity Level 4 – At A Glance



Organizational Process Performance

The purpose of Organizational Process Performance is to establish and maintain a quantitative understanding of the performance of the organization's set of standard processes in support of quality and process-performance objectives, and to provide the process performance data, baselines, and models to quantitatively manage the organization's projects.



Carnegie Mellon
Software Engineering Institute

Specific Goal for OPP

SG 1 - Establish Performance Baselines and Models
Baselines and models that characterize the expected process performance of the organization's set of standard processes are established and maintained.



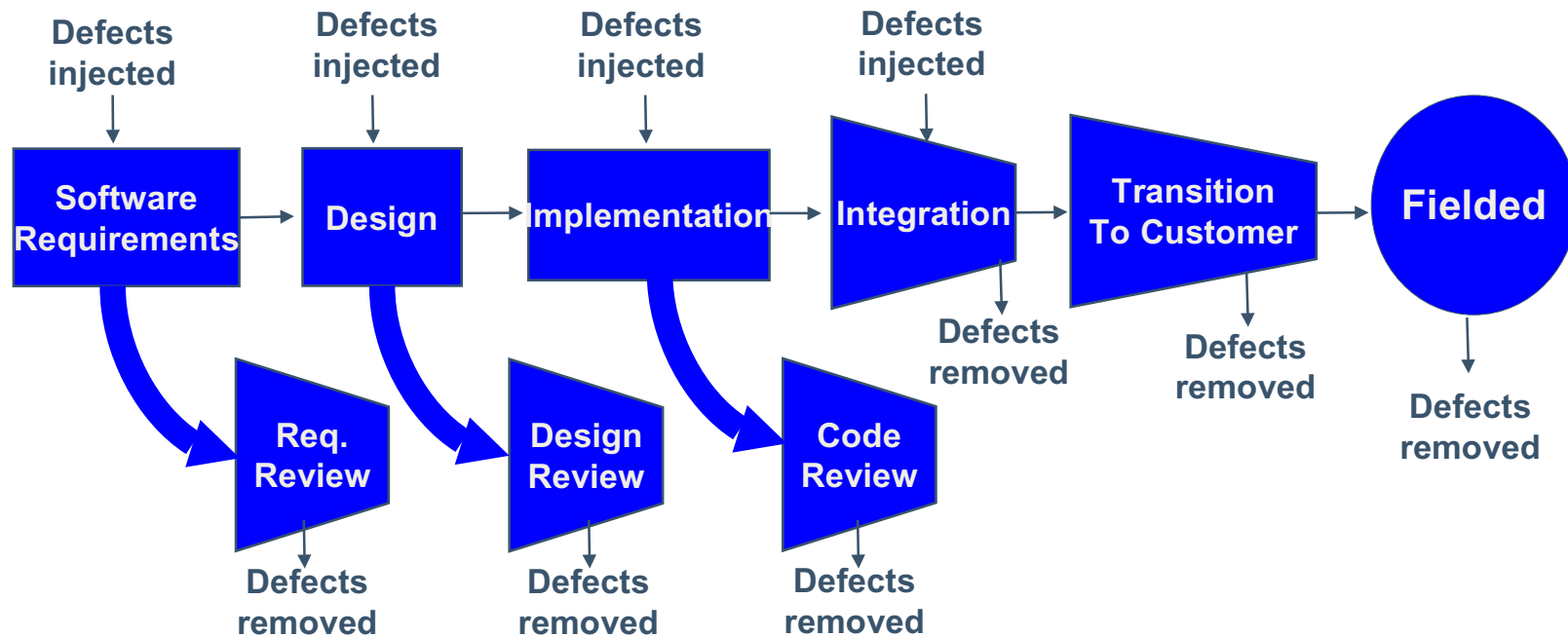
Specific Practices for OPP

- SP1.1 - Select the processes or process elements in the organization's set of standard processes that are to be included in the organization's process performance analyses.**
- SP1.2 - Establish and maintain definitions of the measures that are to be included in the organization's process performance analyses.**
- SP1.3 - Establish and maintain quantitative objectives for quality and process performance for the organization.**
- SP1.4 - Establish and maintain the organization's process performance baselines.**
- SP1.5 - Establish and maintain the process performance models for the organization's set of standard processes.**



Modeling the Life Cycle

Decomposing the life cycle of a project, it can be viewed as a set of inter-connected processes – each with its own *capacity, throughput, productivity, magnitude, defect introduction rate, defect removal rate...*





Specific Practices for OPP

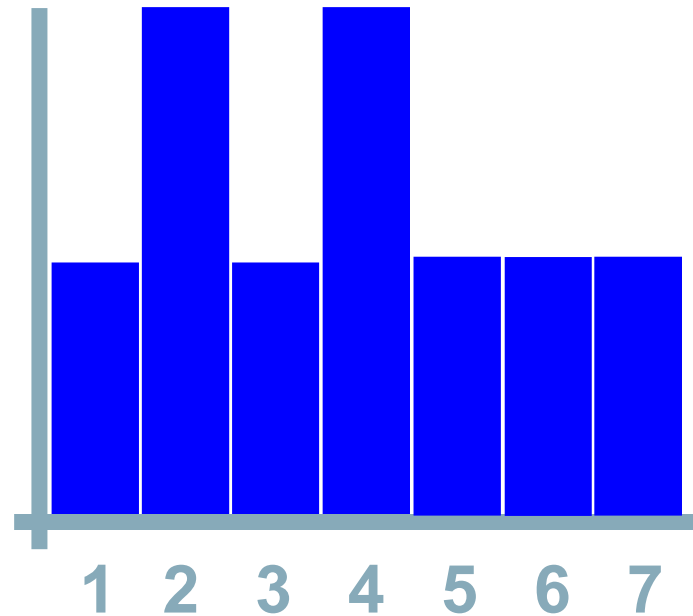
- SP1.1 - Select the processes or process elements in the organization's set of standard processes that are to be included in the organization's process performance analyses.**
- SP1.2 - Establish and maintain definitions of the measures that are to be included in the organization's process performance analyses.**
- SP1.3 - Establish and maintain quantitative objectives for quality and process performance for the organization.**
- SP1.4 - Establish and maintain the organization's process performance baselines.**
- SP1.5 - Establish and maintain the process performance models for the organization's set of standard processes.**



Importance of Operational Definitions

Establishing sufficient definitions of measures used, and ensuring their consistent application is one of the early challenges that organizations face when moving to level 4.

```
# include <stdio.h>
# include <stdlib.h>
// This program prints "Hollow world" to the screen.
main()
{
    printf("Hollow world");
}
```






Specific Practices for OPP

- SP1.1 - Select the processes or process elements in the organization's set of standard processes that are to be included in the organization's process performance analyses.**
- SP1.2 - Establish and maintain definitions of the measures that are to be included in the organization's process performance analyses.**
- SP1.3 - Establish and maintain quantitative objectives for quality and process performance for the organization.**
- SP1.4 - Establish and maintain the organization's process performance baselines.**
- SP1.5 - Establish and maintain the process performance models for the organization's set of standard processes.**



Interplay of Quantitative Objectives

Quantitative objectives for the quality and performance are not as easy to set as typical 'balanced scorecard goals.' The interrelationships among the objectives form the basis for a project management strategy.





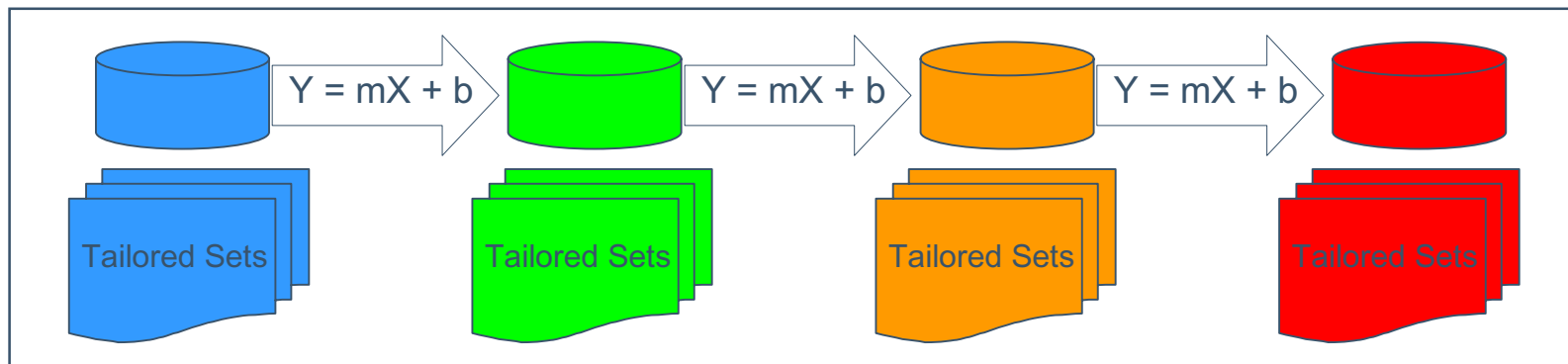
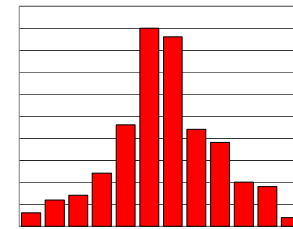
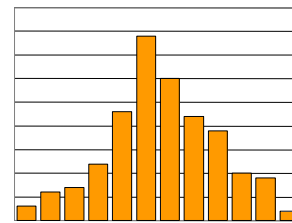
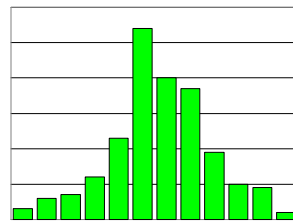
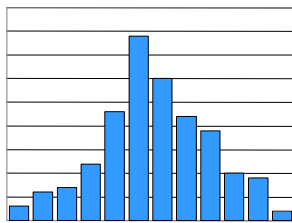
Specific Practices for OPP

- SP1.1 - Select the processes or process elements in the organization's set of standard processes that are to be included in the organization's process performance analyses.**
- SP1.2 - Establish and maintain definitions of the measures that are to be included in the organization's process performance analyses.**
- SP1.3 - Establish and maintain quantitative objectives for quality and process performance for the organization.**
- SP1.4 - Establish and maintain the organization's process performance baselines.**
- SP1.5 - Establish and maintain the process performance models for the organization's set of standard processes.**



Process Performance Baselines

Process performance baselines need to be identified with the contextual factors that permit appropriate future interpretation of the data. Highly aggregated data sets with multiple common cause systems are not very usable in the context of QPM.





Specific Practices for OPP

SP1.1 - Select the processes or process elements in the organization's set of standard processes that are to be included in the organization's process performance analyses.

SP1.2 - Establish and maintain definitions of the measures that are to be included in the organization's process performance analyses.

SP1.3 - Establish and maintain quantitative objectives for quality and process performance for the organization.

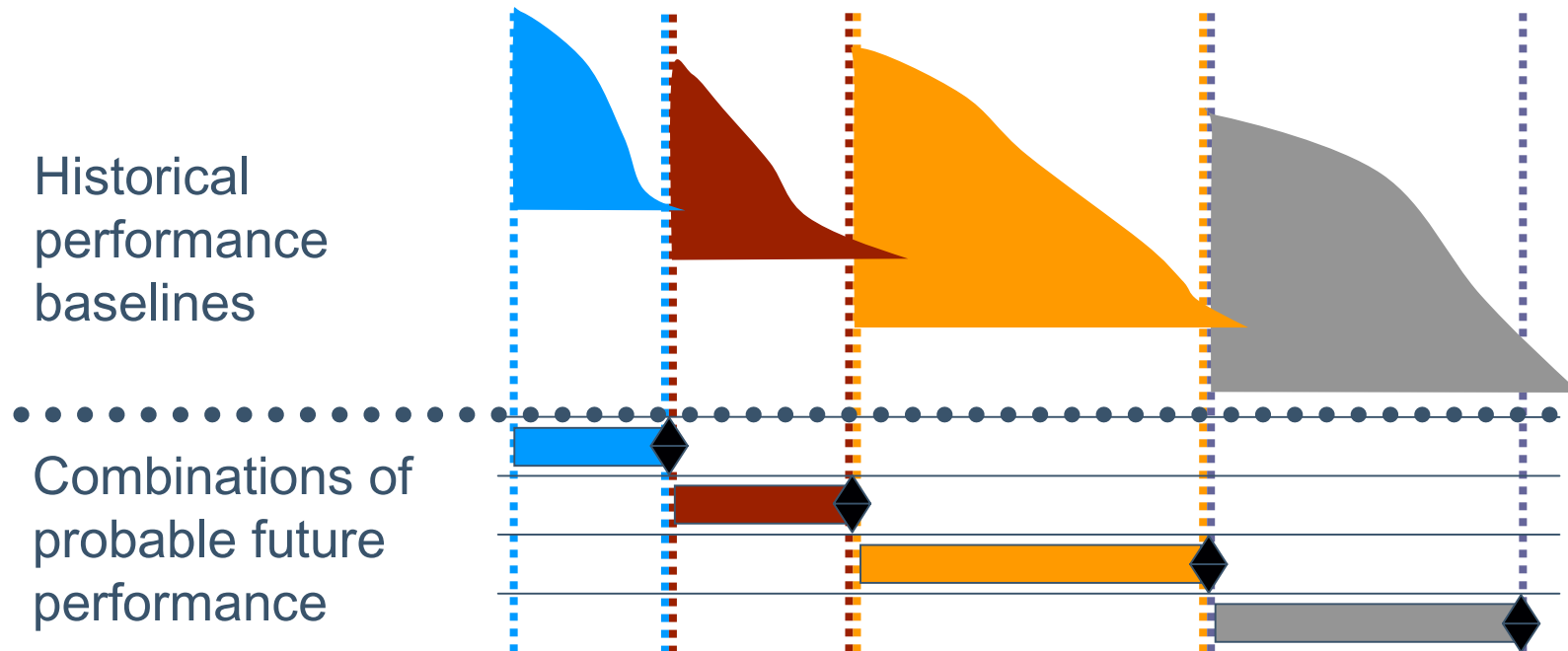
SP1.4 - Establish and maintain the organization's process performance baselines.

SP1.5 - Establish and maintain the process performance models for the organization's set of standard processes.



Process Performance Models

The concept of a process performance model is one of the more challenging things to master in getting to level 4. The utility of these models evolves significantly over time.



QPM



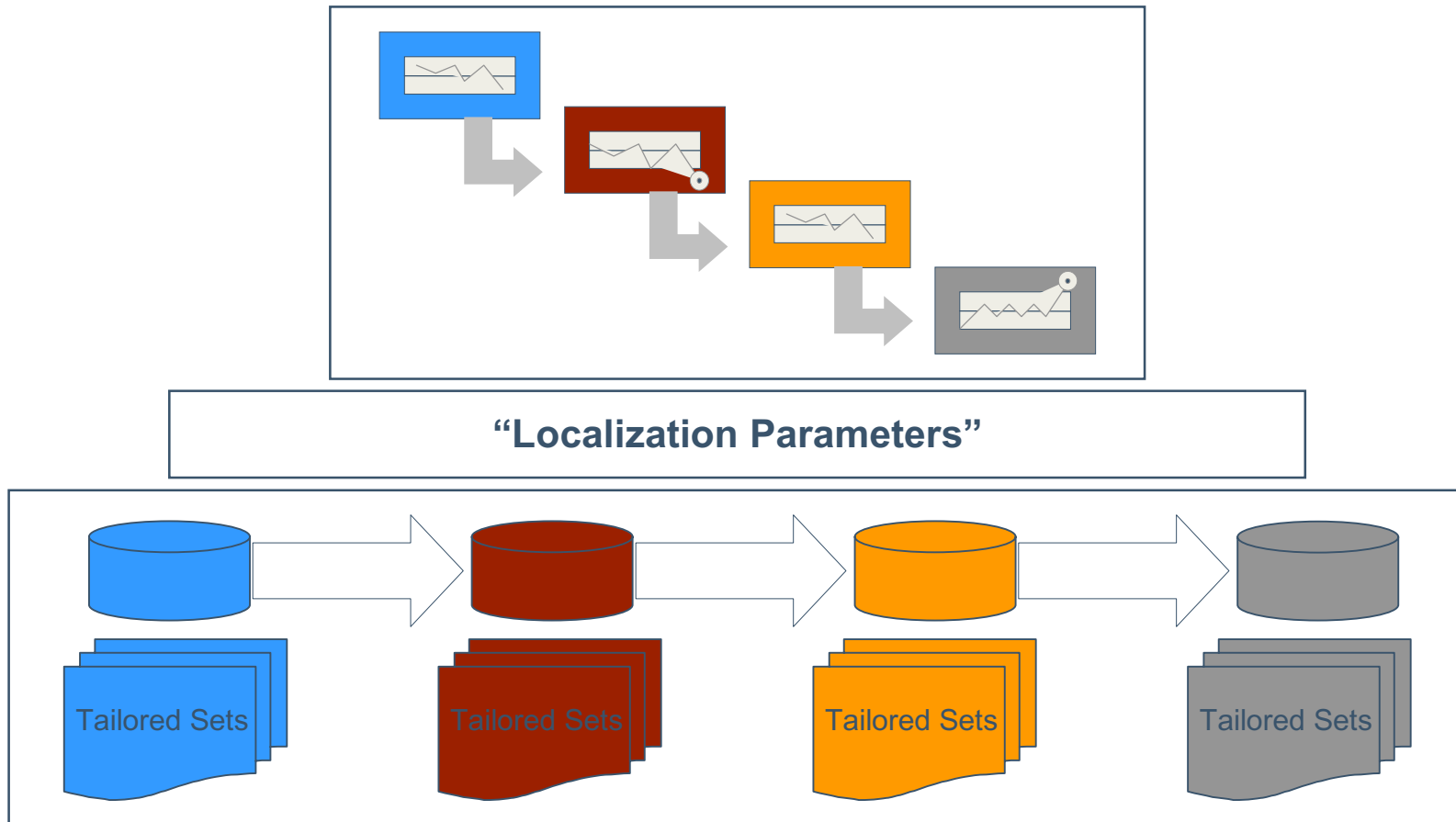
Carnegie Mellon
Software Engineering Institute

Quantitative Project Management

The purpose of the Quantitative Project Management process area is to quantitatively manage the project's defined process to achieve the project's established quality and process-performance objectives.



Using Knowledge of History





Specific Goals for QPM

SG 1 - Quantitatively Manage the Project

The project is quantitatively managed using quality and process-performance objectives.

SG 2 - Statistically Manage Subprocess Performance

The performance of selected subprocesses within the project's defined process is statistically managed.



Specific Practices for Goal 1

SP1.1 - Establish and maintain the project's quality and process-performance objectives.

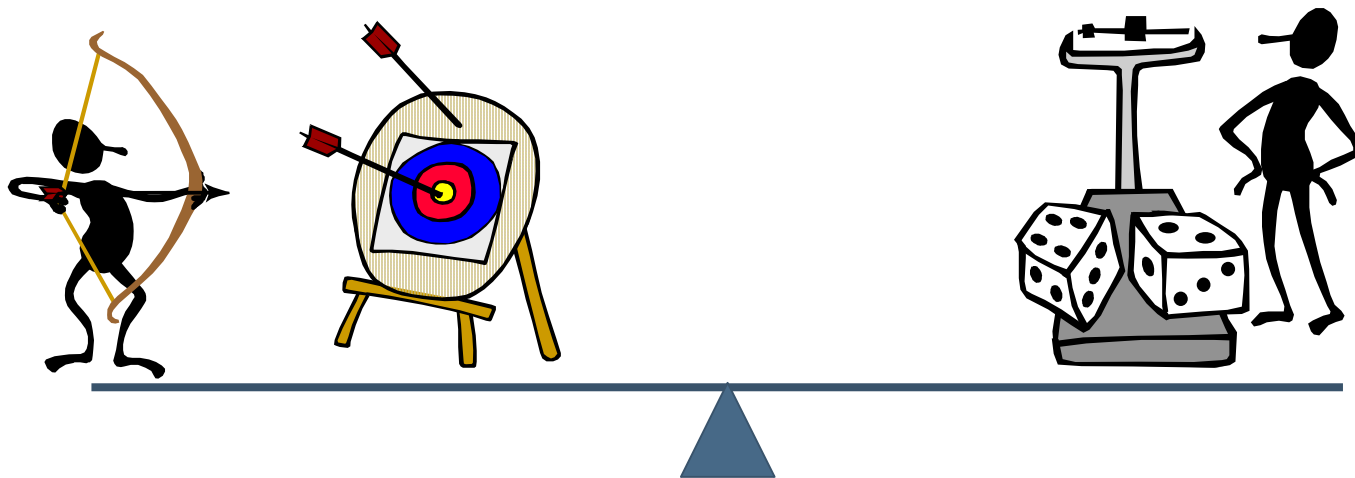
SP1.2 - Select the subprocesses that compose the project's defined process based on historical stability and capability data.

SP1.3 - Select the subprocesses of the project's defined process that will be statistically managed.

SP1.4 - Monitor the project to determine whether the project's objectives for quality and process performance will be satisfied, and identify corrective action as appropriate.

Quality and Process Performance Objectives

Using knowledge of the business context for the project, and the past performance of processes, objectives for the project are set. These objectives are not limited to the 'end-game' but provide interim performance targets, and are subject to revision with new knowledge.





Specific Practices for Goal 1

SP1.1 - Establish and maintain the project's quality and process-performance objectives.

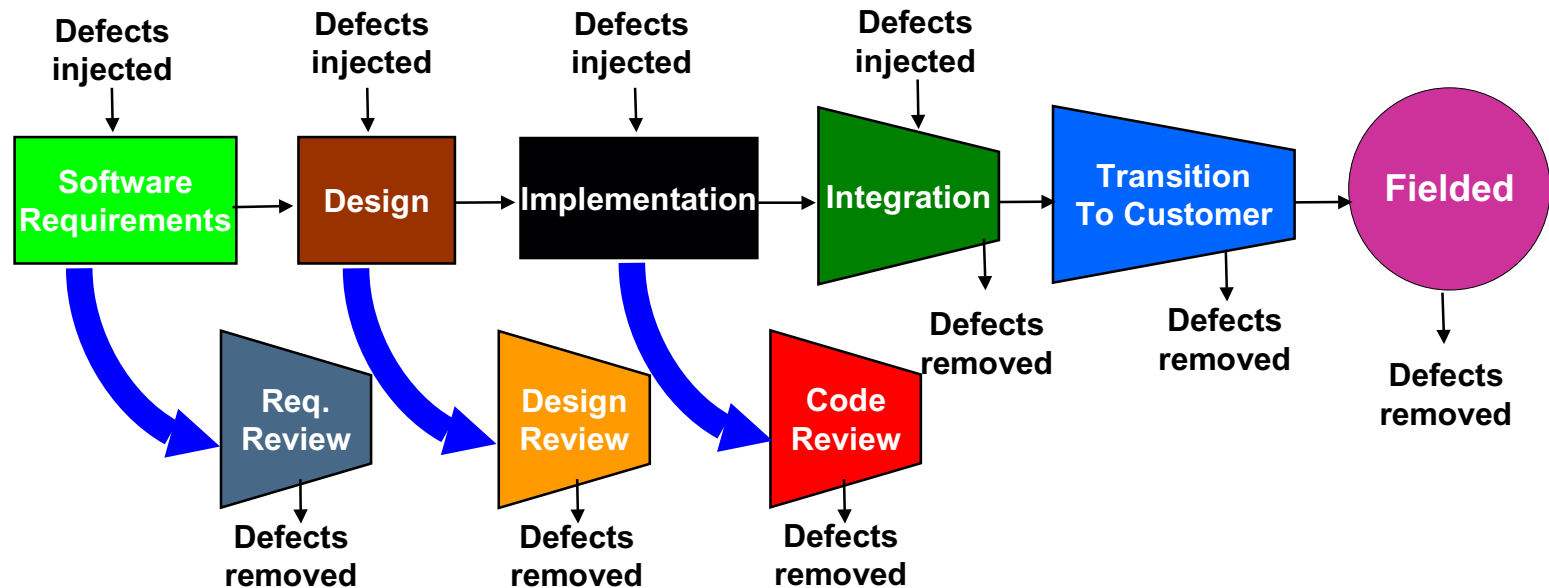
SP1.2 - Select the subprocesses that compose the project's defined process based on historical stability and capability data.

SP1.3 - Select the subprocesses of the project's defined process that will be statistically managed.

SP1.4 - Monitor the project to determine whether the project's objectives for quality and process performance will be satisfied, and identify corrective action as appropriate.

Select Based on Stability & Capability

Knowledge about the performance of tailored sets of processes helps to pro-actively construct the project defined process in a way that increases the probability of meeting the objectives.





Specific Practices for Goal 1

SP1.1 - Establish and maintain the project's quality and process-performance objectives.

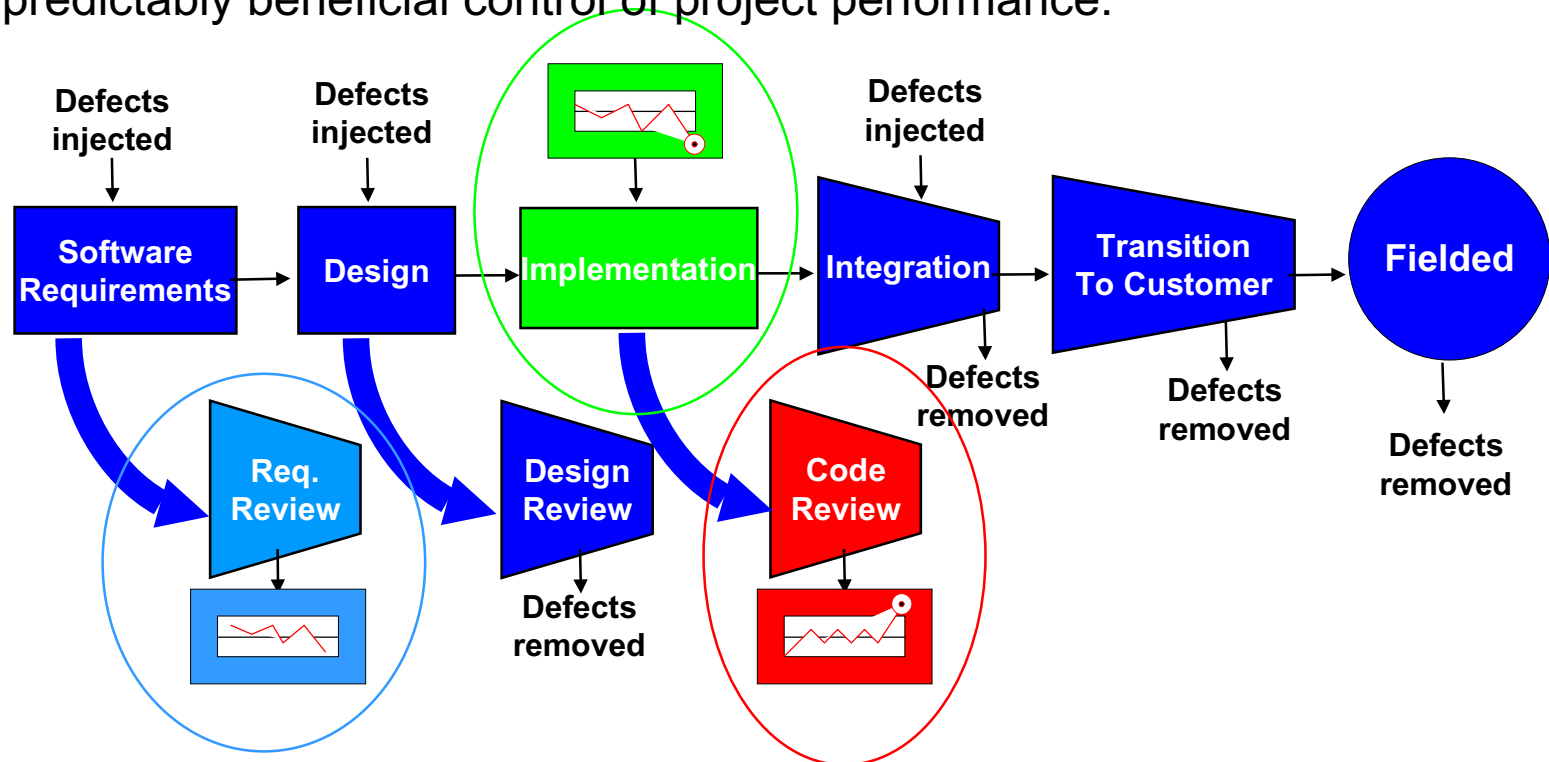
SP1.2 - Select the subprocesses that compose the project's defined process based on historical stability and capability data.

SP1.3 - Select the subprocesses of the project's defined process that will be statistically managed.

SP1.4 - Monitor the project to determine whether the project's objectives for quality and process performance will be satisfied, and identify corrective action as appropriate.

Select for Statistical Management

High-leverage elements of the constructed process are identified to provide strategic management options in order to support timely and predictably beneficial control of project performance.





Specific Practices for Goal 1

SP1.1 - Establish and maintain the project's quality and process-performance objectives.

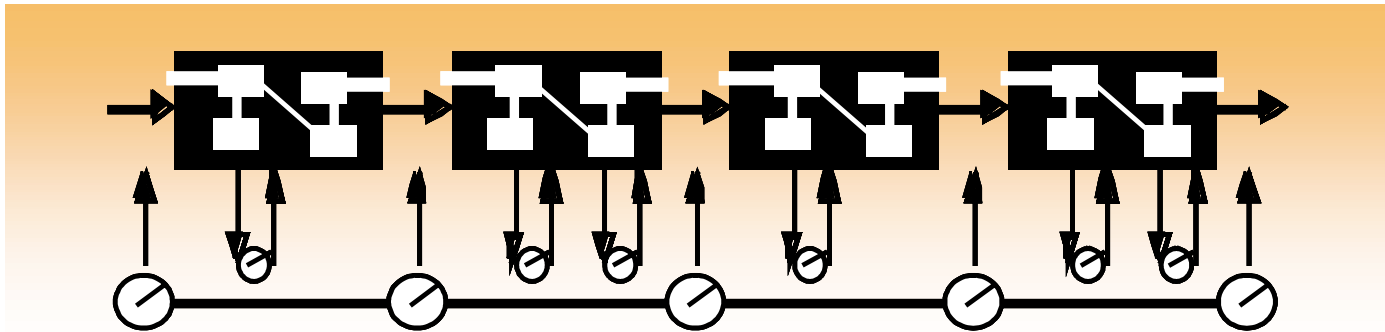
SP1.2 - Select the subprocesses that compose the project's defined process based on historical stability and capability data.

SP1.3 - Select the subprocesses of the project's defined process that will be statistically managed.

SP1.4 - Monitor the project to determine whether the project's objectives for quality and process performance will be satisfied, and identify corrective action as appropriate.

Monitor Performance

The vital few elements of the constructed process that contribute to predictable performance are monitored. This is done in the context of a quantitative (not statistical) framework for managing the project as a whole.



QPM Goal 2



Specific Goals for QPM

SG 1 - Quantitatively Manage the Project

The project is quantitatively managed using quality and process-performance objectives.

SG 2 - Statistically Manage Subprocess Performance

The performance of selected subprocesses within the project's defined process is statistically managed.



Specific Practices for Goal 2

SP2.1 - Select the measures and analytic techniques to be used in statistically managing the selected subprocesses.

SP2.2 - Establish and maintain an understanding of the variation of the selected subprocesses using the selected measures and analytic techniques.

SP2.3 - Monitor the performance of the selected subprocesses to determine their capability to satisfy their quality and process-performance objectives, and identify corrective action as necessary.

SP2.4 - Record statistical and quality management data in the organization's measurement repository.



Selecting Measures & Techniques

More than one measure is typically needed to characterize the performance of any process we care about. Multiple analytic techniques are typically used to understand performance.



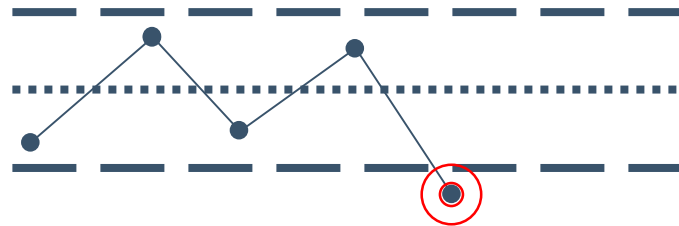


Specific Practices for Goal 2

- SP2.1 - Select the measures and analytic techniques to be used in statistically managing the selected subprocesses.**
- SP2.2 - Establish and maintain an understanding of the variation of the selected subprocesses using the selected measures and analytic techniques.**
- SP2.3 - Monitor the performance of the selected subprocesses to determine their capability to satisfy their quality and process-performance objectives, and identify corrective action as necessary.**
- SP2.4 - Record statistical and quality management data in the organization's measurement repository.**

Maintain Understanding of Variation

Knowledge of variation may start with historical performance baselines, but becomes more precise with experience. Control limits from the past may serve as initial specification limits.



Specific Practices for Goal 2

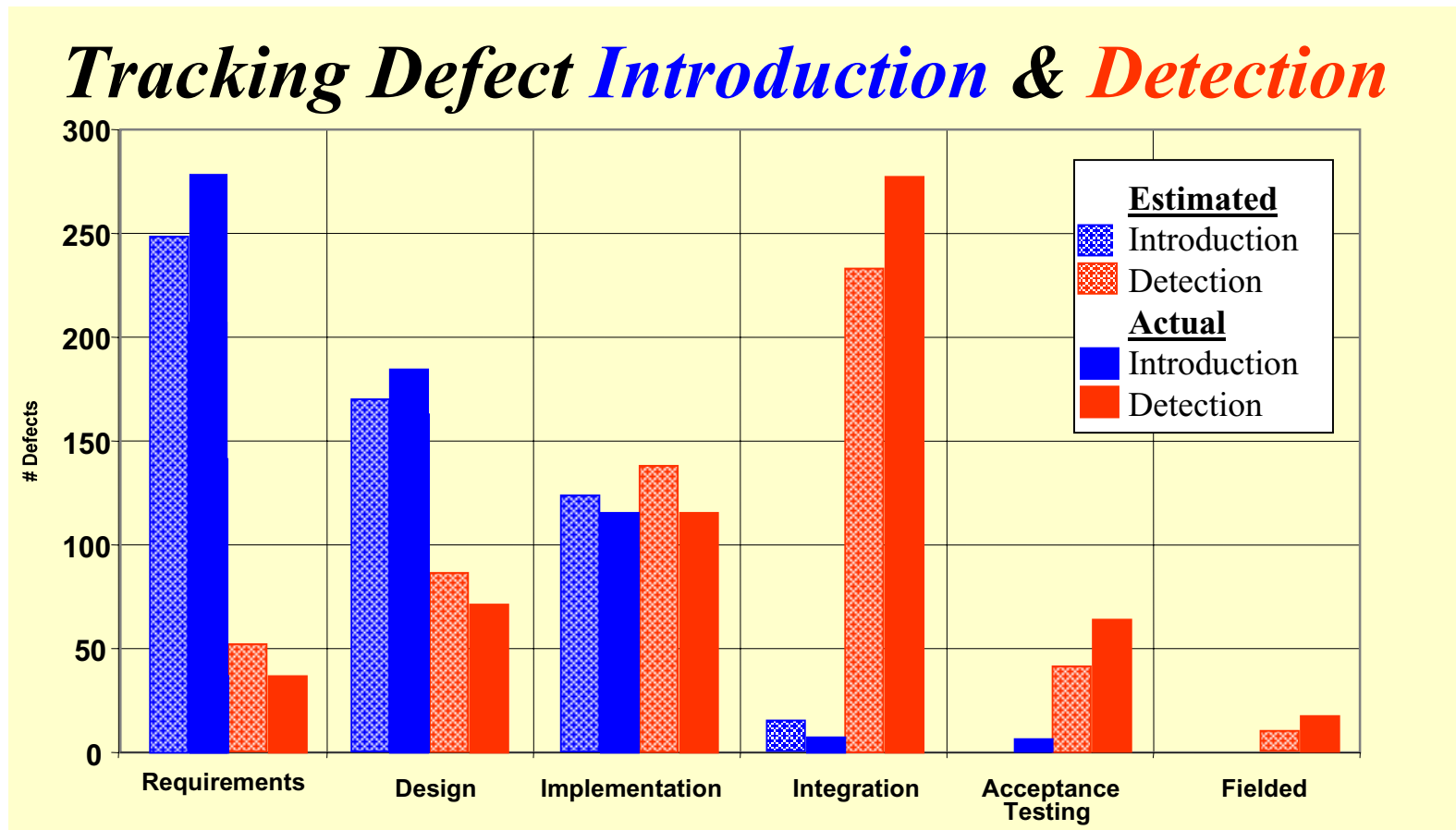
SP2.1 - Select the measures and analytic techniques to be used in statistically managing the selected subprocesses.

SP2.2 - Establish and maintain an understanding of the variation of the selected subprocesses using the selected measures and analytic techniques.

SP2.3 - Monitor the performance of the selected subprocesses to determine their capability to satisfy their quality and process-performance objectives, and identify corrective action as necessary.

SP2.4 - Record statistical and quality management data in the organization's measurement repository.

Monitor Capability To Meet Objectives





Specific Practices for Goal 2

SP2.1 - Select the measures and analytic techniques to be used in statistically managing the selected subprocesses.

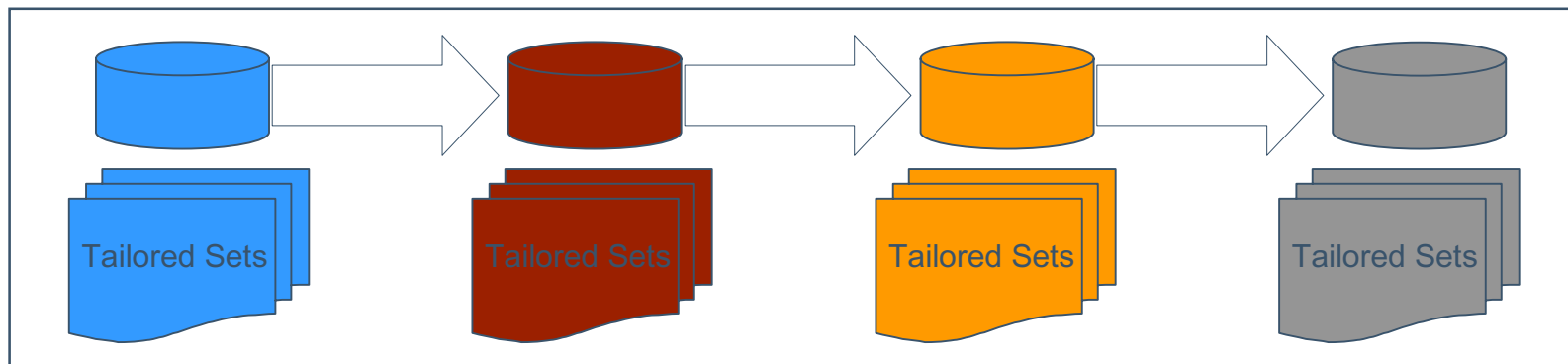
SP2.2 - Establish and maintain an understanding of the variation of the selected subprocesses using the selected measures and analytic techniques.

SP2.3 - Monitor the performance of the selected subprocesses to determine their capability to satisfy their quality and process-performance objectives, and identify corrective action as necessary.

SP2.4 - Record statistical and quality management data in the organization's measurement repository.

Record Management Data


Capturing data, along with an adequate understanding of the context from which they arise, is also process to be managed carefully.



Level 5 Practices



Maturity Level 5 at a Glance



A profound understanding of the performance of time-tested processes and technology supports strategic analysis and improvement within the context of a quantitative framework.

Purposeful changes are planned and deployed using techniques that manage risk and support demonstrable improvement.

Organizational Innovation and Deployment

The purpose of Organizational Innovation and Deployment is to select and deploy incremental and innovative improvements that measurably improve the organization's processes and technologies. The improvements support the organization's quality and process-performance objectives as derived from the organization's business objectives.



Specific Goals for OI

SG 1 - Select Improvements

Process and technology improvements that contribute to meeting quality and process-performance objectives are selected

SG 2 - Deploy Improvements

Measurable improvements to the organization's processes and technologies are continually and systematically deployed



Specific Practices for Goal 1

SP1.1 - Collect and analyze process- and technology-improvement proposals

SP1.2 - Identify and analyze innovative improvements that could increase the organization's quality and process performance

SP1.3 - Pilot process and technology improvements to select which ones to implement

SP1.4 - Select process- and technology-improvement proposals for deployment across the organization



Collect and analyze process- and technology-improvement proposals

Some of the improvement proposals focus on evolving the capability of the processes or technology, while other proposals tend to be more revolutionary. We'd expect these to be handled differently.





Specific Practices for Goal 1

SP1.1 - Collect and analyze process- and technology-improvement proposals

SP1.2 - Identify and analyze innovative improvements that could increase the organization's quality and process performance

SP1.3 - Pilot process and technology improvements to select which ones to implement

SP1.4 - Select process- and technology-improvement proposals for deployment across the organization



Identify and analyze innovative improvements that could increase the organization's quality and process performance.

Improvements are purposefully sought, not just passively received.

Practices for documenting and evaluating proposals may be similar to those described in the previous SP, but the activity described here is initiated differently.





Specific Practices for Goal 1

SP1.1 - Collect and analyze process- and technology-improvement proposals

SP1.2 - Identify and analyze innovative improvements that could increase the organization's quality and process performance

SP1.3 - Pilot process and technology improvements to select which ones to implement

SP1.4 - Select process- and technology-improvement proposals for deployment across the organization



Pilot process and technology improvements to select which ones to implement

Piloting process & technology innovations is more than a “feasibility study.”

Expectations for performance are established and measured to project benefits.

Pilot studies are investments.





Specific Practices for Goal 1

SP1.1 - Collect and analyze process- and technology-improvement proposals

SP1.2 - Identify and analyze innovative improvements that could increase the organization's quality and process performance

SP1.3 - Pilot process and technology improvements to select which ones to implement

SP1.4 - Select process- and technology-improvement proposals for deployment across the organization

Select process- and technology-improvement proposals for deployment across the organization

Improvements identified in this context are ones that warrant prioritization, ROI analysis, and consideration of benefits on a more broad scale than a single project's timeline or performance.



OLD Goal 2



Specific Goals for OI

SG 1 - Select Improvements

Process and technology improvements that contribute to meeting quality and process-performance objectives are selected

SG 2 - Deploy Improvements

Measurable improvements to the organization's processes and technologies are continually and systematically deployed



Specific Practices for Goal 2

SP2.1 - Establish and maintain the plans for deploying the selected process and technology improvements

SP2.2 - Manage the deployment of the selected process and technology improvements

SP2.3 - Measure the effects of the deployed process and technology improvements




Establish and maintain the plans for deploying the selected process and technology improvements.

This practice does overlap with Generic Practice 2.2, but there are unique attributes of some process or technology changes that require a different type of planning.

Things to consider:

- Customization of technology
- Changes needed for deployment
- Addressing barriers
- Unique stakeholders





Specific Practices for Goal 2

SP2.1 - Establish and maintain the plans for deploying the selected process and technology improvements


SP2.2 - Manage the deployment of the selected process and technology improvements

SP2.3 - Measure the effects of the deployed process and technology improvements



Manage the deployment of the selected process and technology improvements.

The context of a defined and quantitatively managed process provides an effective basis for understanding the impact of a change. This involves getting insight prior to the time when a “return on investment” can be computed.





Specific Practices for Goal 2

SP2.1 - Establish and maintain the plans for deploying the selected process and technology improvements

SP2.2 - Manage the deployment of the selected process and technology improvements

SP2.3 - Measure the effects of the deployed process and technology improvements



Measure the effects of the deployed process and technology improvements.

Simply determining that the deployment was not a disaster is not sufficient.

There are a set of objectives and plans that provide the framework for measuring effects against estimates.



CAR



Carnegie Mellon
Software Engineering Institute

Causal Analysis and Resolution

The purpose of Causal Analysis and Resolution is to identify causes of defects and other problems and take action to prevent them from occurring in the future.



Specific Goals for CAR

SG 1 - Determine Causes of Defects

Root causes of defects and other problems are systematically determined

SG 2 - Address Causes of Defects

Root causes of defects and other problems are systematically addressed to prevent their future occurrence



Carnegie Mellon
Software Engineering Institute

Specific Practices for Goal 1

SP1.1 - Select the defects and other problems for analysis

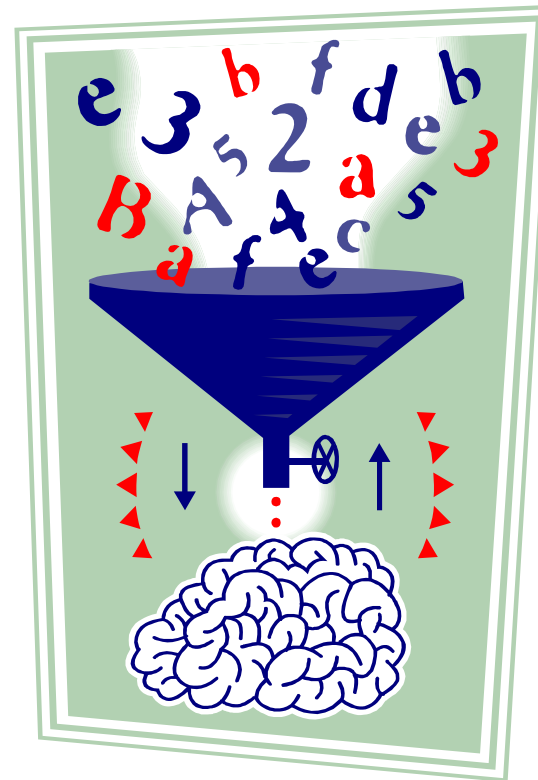
SP1.2 - Perform causal analysis of selected defects and other problems and propose actions to address them



Select the defects and other problems for analysis

Performing CAR on every defect or problem is potentially very wasteful.

The potential return on addressing types of defects and problems drives the choice. This looks a lot like DAR in practice.





Carnegie Mellon
Software Engineering Institute

Specific Practices for Goal 1

SP1.1 - Select the defects and other problems for analysis


SP1.2 - Perform causal analysis of selected defects and other problems and propose actions to address them



Perform causal analysis of selected defects and other problems and propose actions to address them

Causal analysis implies gaining insight about the system of events that led to the identified defects or problems.

This leads to addressing the potential for future defects and problems of the same type, not just addressing a single issue at one point in time.



CAR Goal 2



Specific Practices for Goal 2

SP2.1 - Implement the selected action proposals that were developed in causal analysis

SP2.2 - Evaluate the effect of changes on process performance

SP2.3 - Record causal analysis and resolution data for use across the project and organization



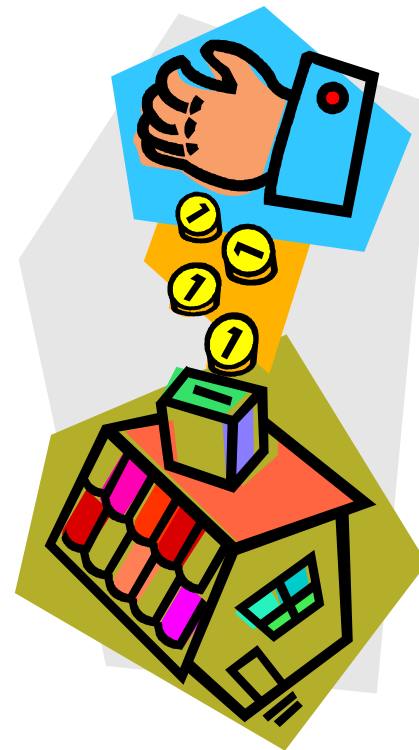
Implement the selected action proposals that were developed in causal analysis

This practice overlaps with the OID practices in terms of how it can be realized.

There is a more routine aspect to this practice, however, that may be evident at a local level:

- identifying related defects
- searching for similar causes

The process of prioritizing actions draws on a DAR-like mentality.





Specific Practices for Goal 2

SP2.1 - Implement the selected action proposals that were developed in causal analysis

SP2.2 - Evaluate the effect of changes on process performance

SP2.3 - Record causal analysis and resolution data for use across the project and organization



Evaluate the effect of changes on process performance

The intent is to view the impact for on-going performance of the related process or technology, not a one-time “ROI.”

Need to answer questions like “is a 5% performance change an improvement, or just part of the normal fluctuation?”





Specific Practices for Goal 2

SP2.1 - Implement the selected action proposals that were developed in causal analysis


SP2.2 - Evaluate the effect of changes on process performance

SP2.3 - Record causal analysis and resolution data for use across the project and organization



Record causal analysis and resolution data for use across the project and organization

A more detailed understanding the value of information is one of the most notable attributes of highly mature organizations.





Schedule For The Day

Start	Finish	Duration	Topic
8:30	9:00	30 min	Introduction
9:00	10:00	60 min	Level 4 Practices
10:00	10:30	30 min	Break
10:30	11:30	60 min	Level 5 Practices
11:30	12:00	30 min	Prepare for Break Outs
12:00	1:00	60 min	Lunch
1:00	2:30	90 min	Subgroup Work Session
2:30	3:00	30 min	Break
3:00	3:30	30 min	Prepare Report Out
3:30	5:00	90 min	Reports and Discussion