

# Toxicology Research Laboratory

---

**UIC** The University of Illinois  
at Chicago

Department of Pharmacology (M/C 868)  
1940 W. Taylor St.  
Chicago, Illinois 60612-7353

20100915234

Contract No.: DAMD17-92-C2001  
Task Order No.: UIC-5B  
UIC/TRL Study No.: 098

Title Page

DRAFT

Volume 2 of 3

D  
R  
A  
F  
T

Draft Report for Task Order No. UIC-5B

THIRTEEN WEEK ORAL TOXICITY STUDY  
OF WR238605 WITH A THIRTEEN WEEK  
RECOVERY PERIOD IN RATS

Sponsor: US Army Medical Materiel  
Development Activity

Test Article: WR238605

Contract No.: DAMD17-92-C-2001

Study Director

Barry S. Levine, D.Sc., D.A.B.T.

In-Life Phase Completed On

June 18, 1993

Performing Laboratory

TOXICOLOGY RESEARCH LABORATORY (TRL)  
University of Illinois at Chicago (UIC)  
Department of Pharmacology  
1940 W. Taylor St.  
Chicago, IL 60612-7353

The views, opinions, and/or findings contained in this report are those of the author(s) and should not be construed as an official Department of the Army position, policy, or decision, unless so designated by other documentation.

## REPORT DOCUMENTATION PAGE

Form Approved  
OMB No. 0704-0188

1a. REPORT SECURITY CLASSIFICATION		1b. RESTRICTIVE MARKINGS	
2a. SECURITY CLASSIFICATION AUTHORITY Unclassified		3. DISTRIBUTION / AVAILABILITY OF REPORT  Unlimited	
2b. DECLASSIFICATION / DOWNGRADING SCHEDULE			
4. PERFORMING ORGANIZATION REPORT NUMBER(S)  UIC-5 (UIC/TRL Study No. 098)		5. MONITORING ORGANIZATION REPORT NUMBER(S)	
6a. NAME OF PERFORMING ORGANIZATION Toxicology Research Laboratory University of Illinois at Chicago	6b. OFFICE SYMBOL (if applicable)	7a. NAME OF MONITORING ORGANIZATION U.S. Army Medical Research Acquisition Activity	
6c. ADDRESS (City, State, and ZIP Code) Department of Pharmacology (M/C 868) 1940 W. Taylor Street Chicago, IL 60612-7353		7b. ADDRESS (City, State, and ZIP Code) ATTN: SGRD-RMA-RCD Fort Detrick Frederick, MD 21702	
8a. NAME OF FUNDING / SPONSORING ORGANIZATION U.S. Army Medical Materiel Development Activity	8b. OFFICE SYMBOL (if applicable) SGRD-UMP	9. PROCUREMENT INSTRUMENT IDENTIFICATION NUMBER DAMD17-92-C-2001	
8c. ADDRESS (City, State, and ZIP Code) Fort Detrick Frederick, MD 21702-5009		10. SOURCE OF FUNDING NUMBERS	
	PROGRAM ELEMENT NO. 63807A	PROJECT NO. 30463807	TASK NO. QC WORK UNIT ACCESSION NO. 073
11. TITLE (Include Security Classification) THIRTEEN WEEK ORAL TOXICITY STUDY OF WR 238605 WITH A THIRTEEN WEEK RECOVERY PERIOD IN RATS			
12. PERSONAL AUTHOR(S) Levine, Barry S.; Tomlinson, Michael J. (Pathology Associates, Inc.)			
13a. TYPE OF REPORT DRAFT	13b. TIME COVERED FROM 9/1/92 TO	14. DATE OF REPORT (Year, Month, Day)	15. PAGE COUNT
16. SUPPLEMENTARY NOTATION			
17. COSATI CODES			18. SUBJECT TERMS (Continue on reverse if necessary and identify by block number)  WR 238605                      Hemolytic anemia Toxicology                      Antimalarial
FIELD	GROUP	SUB-GROUP	
19. ABSTRACT (Continue on reverse if necessary and identify by block number)  This study evaluated the toxicity of WR238605 in rats following thirteen weeks of daily oral (gavage) administration. A thirteen week recovery period was included for all groups. Dose levels studied were 0 (vehicle control), 0.5, 6 and 18 mg base/kg/day. The primary toxic affects were seen in the RBCs, lungs, and liver. Significant methemoglobin production was observed in mid and high dose animals, but was reversible. Microscopic lesions in the spleen, kidney, and bone marrow were secondary to mild hemolytic anemia. Toxicity again was limited to the two highest dose levels. Decreased food consumption, decreased body weight gains, methemoglobin production and mild anemia were observed at the mid and high dose levels, but were readily reversible after treatment cessation. Increases in serum ALT, AST, and/or LDH and decreased A/G ratios in high dose animals and possibly mid dose males suggested mild hepatotoxicity, however histopathologic lesions were not seen. Leukocytosis possibly secondary to stress and consisting of increased number of lymphocytes, mature neutrophils, and/or monocytes was seen in the treatment period at the two highest dose levels and was reversible after cessation of treatment. Because the aforementioned toxic responses were limited to mid and high dose animals, a no-adverse effect level of WR238605 was assessed to be 0.5 mg base/kg/day.			
20. DISTRIBUTION / AVAILABILITY OF ABSTRACT <input type="checkbox"/> UNCLASSIFIED/UNLIMITED <input checked="" type="checkbox"/> SAME AS RPT. <input type="checkbox"/> DTIC USERS		21. ABSTRACT SECURITY CLASSIFICATION Unclassified	
22a. NAME OF RESPONSIBLE INDIVIDUAL Barry S. Levine		22b. TELEPHONE (Include Area Code) (312) 996-5543	22c. OFFICE SYMBOL N/A

DRAFT

APPENDIX 1  
Analytical Chemistry Report

DRAFT

Purity and Identity of  
8-[(4-Amino-1-methylbutyl) amino]-2, 6-dimethoxy-  
4-methyl-5-(3-trifluoromethylphenoxy) quinoline  
Succinate (WR238605) Used in  
Study No. 097 and Study No. 098

ANALYSTS: THOMAS TOLHURST  
A. KARL LARSEN, JR.

STUDY SITE: FORENSIC TOXICOLOGY LABORATORY  
COLLEGE OF PHARMACY  
UNIVERSITY OF ILLINOIS AT CHICAGO  
CHICAGO, ILLINOIS 60612

SPONSOR: TOXICOLOGY RESEARCH LABORATORY  
UNIVERSITY OF ILLINOIS AT CHICAGO  
CHICAGO, ILLINOIS 60612

REPORT PREPARED: AUGUST 19, 1993

APPROVED: AUGUST 19, 1993  
EUGENE WOODS, Ph.D.

OBJECTIVE

The objectives of this investigation were to confirm the identity and establish the purity of 8-[(4-amino-1-methylbutyl) amino]-2,6- dimethoxy-4-methyl-5-(3-trifluoromethylphenoxy)-quinoline succinate (WR238605).

EXPERIMENTAL

The subject sample (WR238605) was supplied by the Toxicology Research Laboratory (TRL) and stored at -20°C.

Description

A fine powder having a yellow cast and no obvious odor.

An ultraviolet spectrum (Figure 1.0), recorded on a Spectra Physics multiwavelength detector inter-faced with an IBM Personal Data System 2, was obtained from a 1.5 mg/ml solution of WR238605 succinate prepared in mobile phase. The sample was found to absorb at 218 nm and 268 nm.

PURITYHPLC System

Solvent Delivery System:	Waters 600 E Multisolvent Delivery System
Injector:	WISP 710B
Column:	Phenomenex C18, 10 $\mu$ m, 300 x 3.9mm
Detector:	Waters 484 Tunable Absorbance Detector; 0.05 AUFS, 268nm
Integrator/Recorder:	Waters 746 Data Module
Mobile Phase:	9.0ml o-phosphoric acid and 6.8 gm sodium acetate per liter of methanol: water (75:25, V:V); flowrate 1.2ml/minute.

## Procedure

Five solutions of WR238605 were prepared as follows. Fifteen mg of subject sample were weighed into a 10ml volumetric flask. The sample was dissolved in and the volume brought to mark with mobile phase. A 50  $\mu$ l aliquot of each solution was immediately chromatographed. The procedure was followed with two subject samples, one submitted prior to and the second sample following completion of Study No. 097 and 098.

## Calculations

Quantitations were based on the assumption of equal detector response per unit weight of all UV-absorbing components.

Areas of WR238605 and other detectable components in the subject sample chromatograms were employed in the following equation to calculate the percentage of WR238605 present in the subject sample.

$$\%Purity = (Area\ WR238605/Total\ Area) \times 100$$

## Results

The subject samples were found to contain less than 0.1% of one or more UV-absorbing impurities. Therefore, % purity of WR238605 was found to be greater than 99.9%.

The assay results are presented in Table I and Table II. Typical chromatograms are shown in Figure 1.1. Peaks A, B and C were shown to originate from WR238605 subject samples. Those peaks not labelled were found to originate in the mobile phase and were not components of the subject sample.

## IDENTIFICATION

### GS-MS System

Gas Chromatograph:	Hewlett Packward Model 5890 Series II
Mass Selective Detector:	Hewlett Packward Model 5970
Analytical Column:	30m x 0.25 mm ID, DB-1 with a 3 micron film thickness.
GC Parameters:	injector temp., 250°C; over temp. 270°C; carrier gas, helium with a flow rate of 2 ml/minute and a 10:1 split ratio.

## Procedure

Subject samples (WR238605) were submitted prior to and upon completion of Study No. 097 and 098 for GC-MS analysis. The sample was dissolved in hexane:ethanol (4:1) to a concentration of 1  $\mu\text{g/ml}$  and a 2  $\mu\text{l}$  aliquot was injected on column. The MSD scanned from 40 amu to 475 amu at a rate of 1 scan per second.

## Results

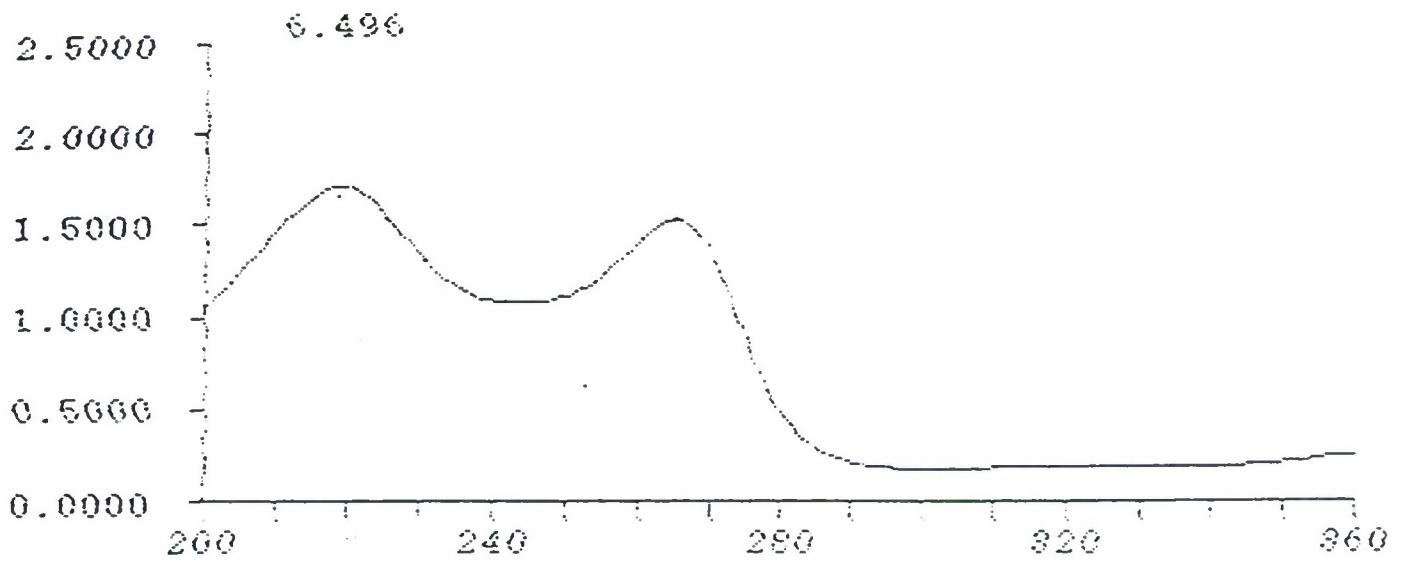
The mass spectrum indicates a molecular ion  $m/e$  463 ( $M^+$  free base) and  $m/e$  405 [ $M^+$  free base minus  $-(\text{CH}_2)_3\text{NH}_2$ ]. This pattern is consistent with the structural formula and corresponds to the finding observed by SRI International (See Report No. 469, 9 May 1984).

Figure 1.2 shows a mass spectrum for WR238650 samples submitted prior to initiation of Study Nos. 097 and 098.

DRAFT

FIGURE 1.0

Ultraviolet Spectrum of WR238605  
(1.5 mg/ml prepared in mobile phase)



Spectra Display: \FOCUS\WR238X.BFF

DRAFT

TABLE I

Summary of Purity Data for WR238605 Prior  
to Initiating Study Nos. 097 and 098

## SOLUTIONS

Peak Identity	1	2	3	4	5
A	5423	4018	3051	3761	3063
B	3542	_____	1022	597	1560
C	2856	_____	1071	1050	1142
WR238605	45373941	43689085	42802241	42003960	44859907
Total Area	45385762	43693103	42807385	42009338	44865672
% Purity*	> 99.9	> 99.9	> 99.9	> 99.9	> 99.9

\*% Purity = (WR238605 Area/Total Area) x 100

TABLE II

Summary of Purity Data for WR238605 Following  
Completion of Study Nos. 097 and 098

<u>Peak Identity</u>	1	2	3	4	5
A	3065	2182	3996	6045	4942
B	1712	---	1042	---	---
C	1073	353	1152	1274	1161
WR238605	43806001	45345372	43715465	43905437	44708914
Total Area	43811851	45347909	43721655	43912756	44715047
% Purity *	> 99.9	> 99.9	> 99.9	> 99.9	> 99.9

\* % Purity = (WR238605 Area/Total Area) x 100

FIGURE 1.1

Chromatograms of WR238605 Purity Determination

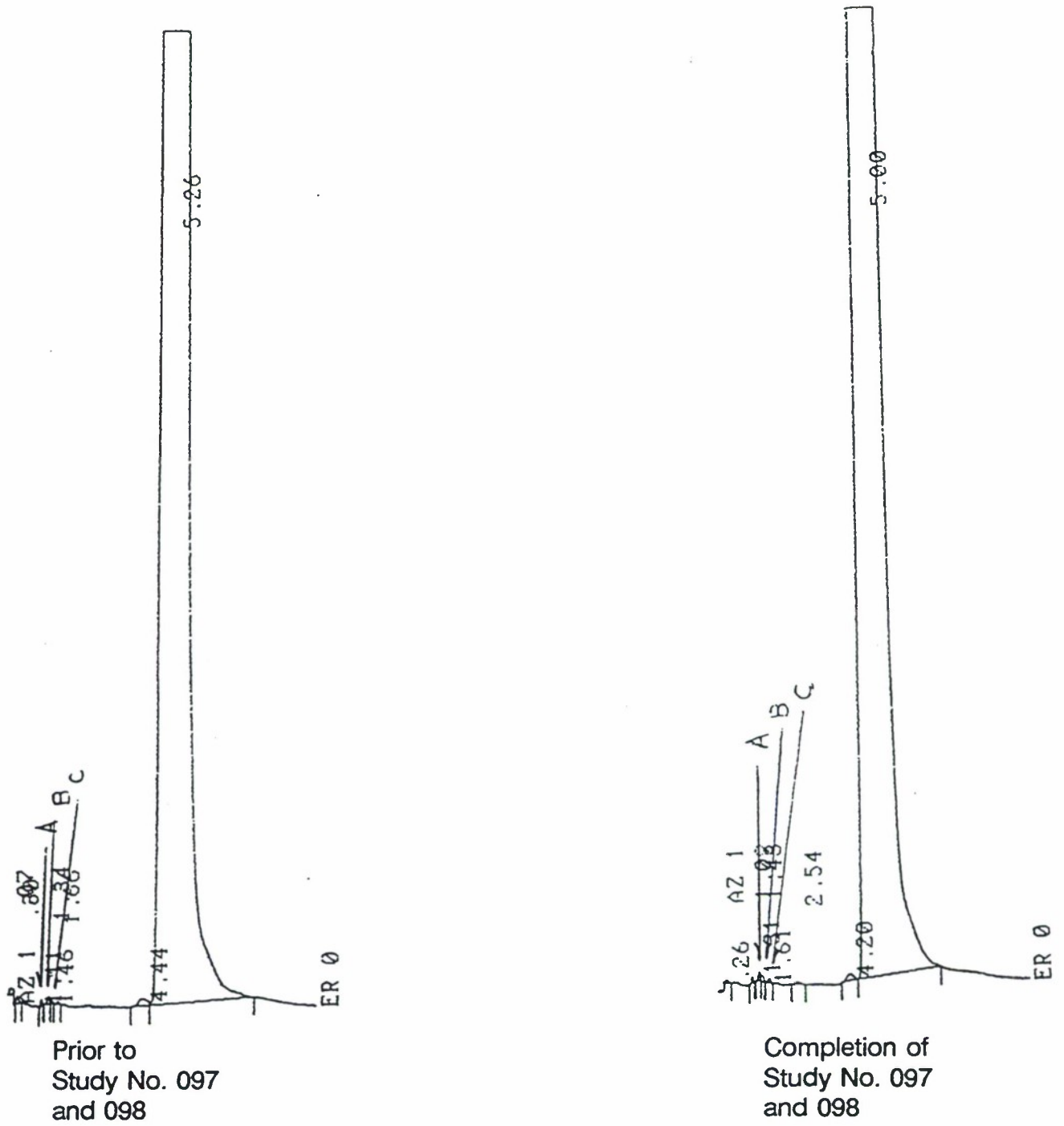
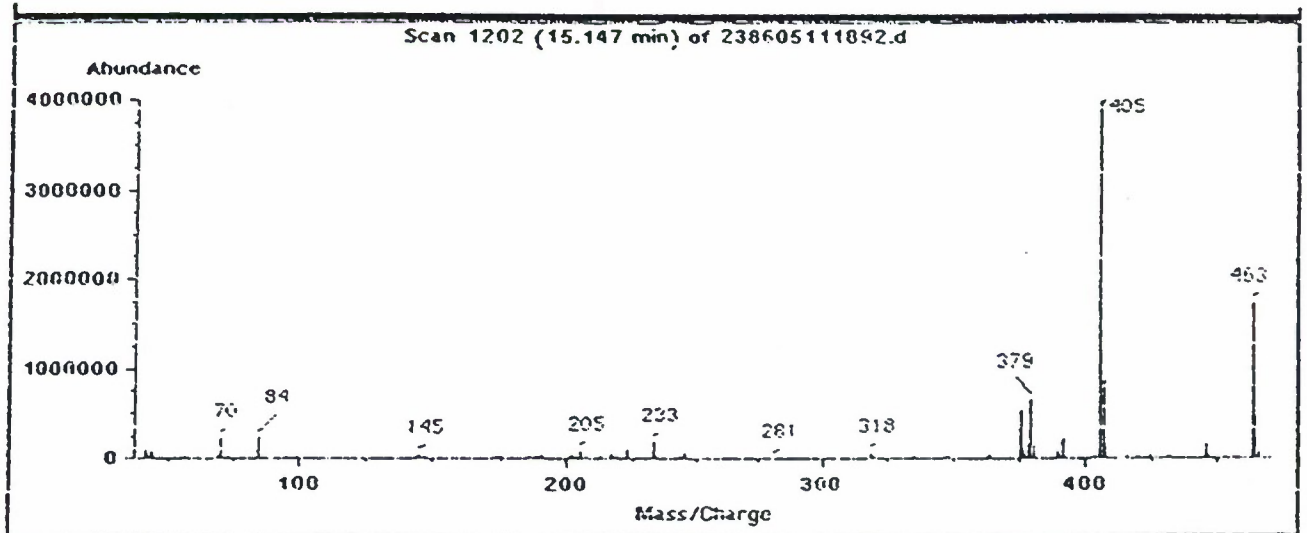


FIGURE 1.2

DRAFT

Mass Spectrum of WR238605 submitted  
prior to Initiating Study No. 097 and 098



D R A F T

8-[(4-Amino-1-methylbutyl)amino]-2,6-dimethoxy-4-methyl-5-(3-trifluoromethylphenoxy) quinoline succinate (WR238605)

Part I: Assay Precision and Accuracy for the Quantitation of WR238605 in Suspension

Part II: Stability of WR238605 in Suspension

Part III: Determination of WR238605 in Suspension (Study No. 098)

Analyst: Thomas Tolhust

Study Site: Forensic Toxicology Laboratory  
College of Pharmacy  
University of Illinois at Chicago  
Chicago, Illinois 60612

Sponsor: Toxicology Research Laboratory  
University of Illinois at Chicago  
Chicago, Illinois 60612

Report Prepared: August 19, 1993

Approved: August 19, 1993  
Eugene F. Woods  
Forensic Toxicology Laboratory

Part I: Assay Precision and Accuracy for the Quantitation of WR238605 in Suspension

Introduction:

The concentration of WR238605 in suspension was determined by high performance liquid chromatography (HPLC) using a reverse phase Phenomenex column and UV absorbance detection at 268 nm. Controls were prepared at concentrations similar to those proposed for subsequent toxicological studies. A standard curve was analyzed at the beginning and end of each assay run and replicate analysis of controls were used to determine intraday and interday variability.

Methology:

Reagents

Subjects sample (WR238605, 8-[(4-amino-1-methylbutyl)amino]-2,6-dimethoxy-4-methyl-5-(3-trifluoromethylphenoxy) quinoline succinate) was supplied by the Toxicology Research Laboratory (TRL). HPLC grade methanol and o-phosphoric acid were purchased from Fisher Scientific and sodium acetate from Sigma Chemical. HPLC quality water was supplied through a Millipore<sup>®</sup>, MILLI-Q<sup>®</sup> Reagent water system which was fed with distilled water.

Class A volumetric pipettes and flasks were used for all pipetting and diluting procedures.

Standards

All WR238605 concentrations reflect free base value.

A 0.797 mg/ml WR238605 (free base) stock solution was prepared by weighing 50 mg of WR238605 succinate (mole fraction 0.797) into a 50 ml volumetric flask. The content was dissolved in and the volume brought to mark with mobile phase.

Calibration standard solutions were prepared in mobile phase using the 0.797 mg/ml WR238605 stock solution as follows:

<u>Volume (0.797 mg/ml) Transferred (ml)</u>	<u>Flask Volume (ml)</u>	<u>Final Concentration (<math>\mu\text{g/ml}</math>)</u>
0.5	100	3.985
1.0	100	7.970
2.0	100	15.940
4.0	100	31.880
8.0	100	63.760
10.0	100	79.700

A 0.797  $\mu\text{g/ml}$  calibration standard was prepared by transferring 10 ml of the 7.970  $\mu\text{g/ml}$  solutions to a 100 ml volumetric flask and adjusting the volume to mark with mobile phase.

Aliquots of 0.5 ml from each calibration standard solution were transferred to individually labelled 1.0 ml crimp-cap vials, sealed and stored at  $-70^{\circ}\text{C}$  until analyzed.

#### Controls (suspensions)

Controls A (6.376 mg/ml), control B (3.347 mg/ml) and control C (0.088 mg/ml) stock suspensions were prepared by transferring 800 mg, 420 mg and 11 mg of WR238605 succinate to individually labelled 100 ml volumetric flasks. Each flask contained a magnetic stir bar and approximately 75 ml of vehicle (0.1% methylcellulose and 0.4% Tween 80 in deionized water). The WR238605 succinate was gradually added while the content was constantly stirred. Then, the stir bar was removed and the volume brought to mark with additional vehicle. The stir bar was returned to the flask and the content mixed for approximately 30 minutes.

Aliquots of 1.5 ml of each control were transferred to individually labelled screw-cap vials, sealed and stored at  $-20^{\circ}\text{C}$  until analyzed.

**HPLC System**

Solvent Delivery System: Waters 600E Multisolvent Delivery System

Injector: WISP 710B

Column: Phenomenex C18, 10 $\mu$ m, 300 x 3.9 mm

Detector: Waters 484 Tunable Absorbance Detector; 0.05 AUFS, 268 nm

Integrator/Recorder: Waters 746 Data Module

Mobile Phase: 9.0 ml o-phosphoric acid and 6.8 gm sodium acetate per liter of methanol: water (75:25, v:v) flow rate 1.2 ml/minute

**Analytical Method**

One set of WR238605 calibration standards (79.7, 63.76, 31.88, 15.94, 7.97, 3.989 and 0.797  $\mu$ g/ml) and three vials of each stock control suspension were removed from the freezer and allowed to thaw. Once thawed and at room temperature, the content of each vial was thoroughly mixed.

Working control solutions for controls A and B were prepared by diluting the stock control suspensions 1:100 with mobile phase. The working control C solutions were prepared by diluting the stock, control C suspensions 1:10 with mobile phase. Final concentrations for the working control solutions were as follows:

<u>Working Control Solution</u>	<u>Concentration (<math>\mu</math>g/ml)</u>
A	63.76
B	33.47
C	8.8

Chromatograms of the working control solutions are shown in Figure 1.0.

**Calculations**

A standard curve was run at the beginning of each day's assay. Controls were then randomly assayed. The standard curve was reanalyzed following all controls.

Final concentrations for controls were determined using a composite standard curve. The composite curve was determined by linear least squared regression analysis of the peak areas for WR238605 as a functions of concentration. Data sets from both standard curves, beginning and end of each day's assay run, were used in developing the composite standard curve.

WR238605 concentrations (mg/ml) for controls and samples were determined using the following equation:

$$\text{WR238605 Conc.} = (Y-B) / M \times (\text{d.f./1000})$$

Y = peak area

B = Y-intercept from regression analysis of composite standard curve

M = slope from regression analysis of composite standard curve

d.f. = dilution factor (10 or 100)

## Results

### Linearity and Reproducibility of the Standard Curve

The standard curve was linear over the range of WR238605 assayed (0.797  $\mu\text{g/ml}$  to 79.7  $\mu\text{g/ml}$ ). A representative standard curve is shown in Figure 1.1. The correlation coefficients for the regression lines were greater than 0.9991 and the coefficient of variation for the slope was less than 2.0%.

### Precision and Accuracy

Intraday precision and accuracy were determined using six replicates of each control suspension analyzed during a single assay run. Interday determinations were based on three replicates of each control suspension analyzed on eight separate days, over a 14-day period. The intraday coefficients of variation was less than 2.0% and the % relative accuracy ranged from -2.8% to 5.7%. The interday coefficients of variation ranged from 8.9% to 2.0% and the % relative accuracy ranged from -13.6% to 3.2%. The results are summarized in Table 1.0.

Figure 1.0

Chromatograms of WR238605 Working Control Solutions






Figure 1.1

WR238605 Standard Curve

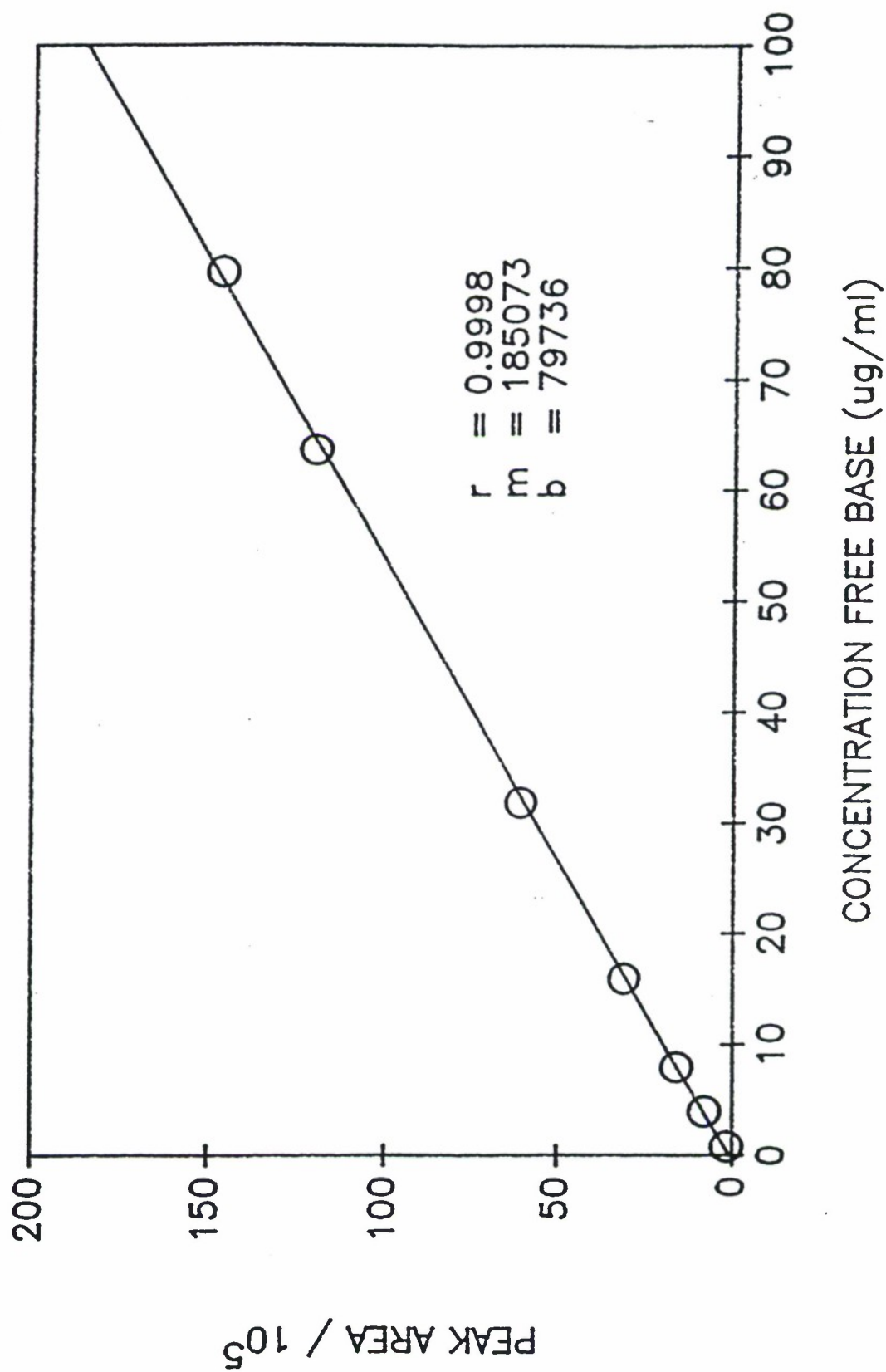


Table 1.0  
Precision and Accuracy  
WR238605 Free Base Concentrations (mg/ml)

	A	B	C
Theoretical Conc.	6.376	3.347	0.088
Intraday (n = 6) Mean Measure Conc. (± s.d.)	6.433 (± 0.046)	3.253 (± 0.008)	0.086 (± 0.002)
% Coefficient of Variation	0.7	0.3	2.0
% Relative Accuracy	5.7	- 2.8	- 2.3
Interday (n = 8) Mean Measured Conc.	6.580 (± 0.130)	3.223 (± 0.266)	0.076 (± 0.002)
% Coefficient of Variation	2.0	8.9	2.1
% Relative Accuracy	3.2	- 3.7	-13.6

## Part II

## Stability of WR238605 in Suspension

The stability of WR238605 in suspension (1% methycellulose/0.4% Tween 80) was previously assessed by the Clinical Pharmacokinetics Laboratory during the conduct at UIC/TRL Study No. 047. The results indicate WR238605 to be stable to 29 days when stored at  $4^{\circ} \pm 2^{\circ}\text{C}$ . The observed % change in WR238605 was less than 7% in all suspensions.

A copy of the report Determination of WR238605 Concentration in a 1% Methycellulose/0.4% Tween 80 Suspension (Stability and Homogeneity Study) is attached.

DRAFT

CPL Report Number 8904002

DETERMINATION OF WR238605 CONCENTRATION

IN A 1% METHYLCELLULOSE / 0.4% TWEEN 80 SUSPENSION

(STABILITY AND HOMOGENEITY STUDY)

ANALYST: SHARON ANTOSIAK

STUDY SITE: CLINICAL PHARMACOKINETICS LABORATORY  
COLLEGE OF PHARMACY  
UNIVERSITY OF ILLINOIS AT CHICAGO  
CHICAGO, ILLINOIS 60612

SPONSOR: TOXICOLOGY RESEARCH LABORATORY  
UNIVERSITY OF ILLINOIS AT CHICAGO  
CHICAGO, ILLINOIS 60612

REPORT PREPARED: APRIL 21, 1989

APPROVED: APRIL 21, 1989  
JAMES H. FISCHER, PHARM. D.  
ASSOCIATE DIRECTOR  
CLINICAL PHARMACOKINETICS LABORATORY



## INTRODUCTION

Stability of WR238605 succinate in suspension was established over a twenty-nine day period using refrigerated ( $4 \pm 2^{\circ}\text{C}$ ) samples protected from light. Three bottles of each of two different suspensions (0.4 mg/ml and 15.0 mg/ml) were received on 3-1-89. The suspensions were analyzed immediately and on Day 1, Day 3, Day 7, Day 14, Day 22, and Day 29. Suspension stability was shown by comparing the % change between Day 0 and each of the Days on which the assay was run. Homogeneity was shown by comparing the mean and standard deviations of samples taken at three different levels (top, middle, bottom) in each of the three different bottles of the two different concentrations.

## METHODOLOGY

### Reagents

See: DETERMINATION OF WR238605 CONCENTRATION IN A 1% METHYLCELLULOSE / 0.4% TWEEN 80 SUSPENSION (ASSAY VALIDATION AND QUALITY CONTROL), Methodology, Reagents.

### Standards and Controls

See: DETERMINATION OF WR238605 CONCENTRATION IN A 1% METHYLCELLULOSE / 0.4% TWEEN 80 SUSPENSION (ASSAY VALIDATION AND QUALITY CONTROL), Methodology, Standards and Controls.

### Chromatographic Conditions

See: DETERMINATION OF WR238605 CONCENTRATION IN A 1% METHYLCELLULOSE / 0.4% TWEEN 80 SUSPENSION (ASSAY VALIDATION AND QUALITY CONTROL), Methodology, Chromatographic Conditions.

### Standard Curve and Control Preparation

See: DETERMINATION OF WR238605 CONCENTRATION IN A 1% METHYLCELLULOSE / 0.4% TWEEN 80 SUSPENSION (ASSAY VALIDATION AND QUALITY CONTROL), Methodology, Standard Curve, Control, and Sample Preparation.

STUDY DESIGN FOR STABILITY / HOMOGENEITY

Six bottles with approximately 50 ml each of WR238605 dosing suspension and 1 bottle with approximately 50 ml of WR238605 dosing suspension labelled 0 mg/ml were received from TRL. The three bottles with 0.4 mg/ml WR238605 dosing suspension were labelled A1, A2, and A3 and the three bottles with 15.0 mg/ml WR238605 dosing suspension were labelled B1, B2, and B3. Upon receipt, a separate 1 ml sample was taken with a volumetric pipette from Top, Middle, and Bottom according to the procedure below and analyzed immediately for Day 0. The samples were stored in the refrigerator at 4°C.

On Day 1, Day 3, Day 7, Day 14, Day 22, and Day 29, the stability samples were removed from the refrigerator and allowed to come to room temperature. Each bottle was thoroughly mixed by shaking for approximately 5 minutes and diluted immediately. Sample A1 Top was diluted by removing 1 ml of suspension with a volumetric pipette from the top one-third of the bottle labelled A1, placing this into a 10 ml volumetric flask and diluting to volume with methanol. Sample A1 Middle was diluted by removing 1 ml of suspension from the middle one-third of the bottle A1, placing this into a 10 ml volumetric flask and diluting to volume with methanol. Sample A1 Bottom was diluted by removing 1 ml of suspension from the bottom one-third of the bottle A1, placing this into a 10 ml volumetric flask and diluting to volume with methanol. Samples A2 and A3 were diluted following the same procedure for Top, Middle and Bottom.

Sample B1 Top was diluted by removing 1 ml of suspension with a volumetric pipette from the top one-third of the bottle labelled B1, placing this into a 100 ml volumetric flask and diluting to volume with methanol. Sample B1 Middle was diluted by removing 1 ml of suspension from the middle one-third of the bottle B1, placing this into a 100 ml volumetric flask and diluting to volume with methanol. Sample B1 Bottom was diluted by removing 1 ml of suspension from the bottom one-third of the bottle B1, placing this into a 100 ml volumetric flask and diluting to volume with methanol. Samples B2 and B3 were diluted following the same procedure for Top, Middle and Bottom.

The standards, diluted controls, and diluted samples were injected directly onto the HPLC system by overfilling the loop with 100 ul of sample. Each sample dilution was run in duplicate.

CALCULATIONS

See: DETERMINATION OF WR238605 CONCENTRATION IN A 1% METHYLCELLULOSE / 0.4% TWEEN 80 SUSPENSION (ASSAY VALIDATION AND QUALITY CONTROL) Calculations.

RESULTS

Results of the 29 days stability study for samples A1 - A3 and B1 - B3 are shown in Table 1. The concentration of WR238605 in solution A samples ranged from 0.412 mg/ml to 0.442 mg/ml over the 29 day study period. The percent change from baseline (day 0) was less than 7.0% in each case. The concentration of WR238605 in solution B samples ranged from 14.628 mg/ml to 15.729 mg/ml over the 29 day study period. The percent change from baseline (day 0) was less than 5.0% in each case.

Results of the homogeneity study are shown in Table 2. Homogeneity of WR238605 in suspension was shown by comparing the mean, standard deviation and %C.V. (n=6) of Top, Middle, and Bottom for each of the two different concentrations on Day 0, Day 1, Day 3, Day 7, Day 14, Day 22 and Day 29. The % C.V. across the Top, Middle and Bottom was minimal for the 0.400 mg/ml (less than 3.0%). The % C.V. for 15.00 mg/ml showed the same minimal results (less than 6.0%).

TABLE 1  
STABILITY\*

	A (1)	% CHANGE	A (2)	% CHANGE	A (3)	% CHANGE
DAY 0	0.430		0.440		0.442	
DAY 1	0.412	4.19	0.416	5.45	0.417	5.66
DAY 3	0.428	0.46	0.431	2.04	0.427	3.39
DAY 7	0.427	0.69	0.437	0.68	0.432	2.26
DAY 14	0.422	1.86	0.430	2.27	0.423	4.30
DAY 22	0.413	3.95	0.412	6.36	0.414	6.33
DAY 29	0.421	2.09	0.421	4.32	0.421	4.75

	B (1)	% CHANGE	B (2)	% CHANGE	B (3)	% CHANGE
DAY 0	15.080		15.155		15.278	
DAY 1	14.983	0.64	15.409	1.67	15.263	0.09
DAY 3	14.628	2.99	14.699	3.01	14.995	1.85
DAY 7	15.020	0.39	15.347	1.28	15.410	0.86
DAY 14	14.771	2.05	14.766	2.57	14.695	3.82
DAY 22	15.161	0.54	15.389	1.54	15.324	0.30
DAY 29	15.729	4.30	15.318	1.08	15.381	0.67

\* Value represents the mean of the top, middle, and bottom sample from each bottle.

TABLE 2  
HOMOGENEITY

	A (TOP)	A (MIDDLE)	A (BOTTOM)	mean(s.d.) %C.V.
DAY 0	0.435	0.425	0.451	0.437(0.013) 2.97
DAY 1	0.416	0.413	0.415	0.415(0.002) 0.48
DAY 3	0.422	0.427	0.437	0.429(0.008) 1.86
DAY 7	0.433	0.432	0.431	0.432(0.001) 0.23
DAY 14	0.424	0.428	0.424	0.425(0.002) 0.47
DAY 22	0.412	0.412	0.415	0.413(0.002) 0.48
DAY 29	0.421	0.421	0.420	0.421(0.001) 0.24

---

mean	0.423	0.422	0.428
+s.d.	0.008	0.008	0.013
% C.V.	1.98	1.81	3.07

---

	B (TOP)	B (MIDDLE)	B (BOTTOM)	mean(s.d.) %C.V.
DAY 0	15.003	15.818	14.509	15.110(0.661) 4.37
DAY 1	14.930	15.376	15.350	15.219(0.250) 1.64
DAY 3	14.202	14.773	15.347	14.774(0.810) 5.48
DAY 7	15.476	15.529	15.673	15.559(0.102) 0.66
DAY 14	14.790	14.426	14.646	14.621(0.183) 1.25
DAY 22	15.367	15.275	15.169	15.270(0.099) 0.65
DAY 29	15.581	15.329	15.518	15.476(0.131) 0.85

---

mean	15.050	15.218	15.173
+s.d.	0.477	0.469	0.438
% C.V.	3.18	3.09	2.88

---

TABLE 3

MEAN CONCENTRATION (MG/ML) OF WR238605 SUCCINATE IN CONTROLS  
ANALYZED FOR STABILITY\*

	CONTROL A	CONTROL B	CONTROL C
DAY 0	0.077	0.553	1.728
DAY 1	0.080	0.573	1.715
DAY 3	0.083	0.579	1.730
DAY 7	0.082	0.602	1.786
DAY 14	0.079	0.562	1.776
DAY 22	0.085	0.552	1.617
DAY 29	0.080	0.583	1.783

## THEORETICAL CONTROL VALUES

CONTROL 1 - 0.084 MG/ML  
CONTROL 2 - 0.578 MG/ML  
CONTROL 3 - 1.739 MG/ML

\* All controls were prepared and analyzed in triplicate.

**Part III Determination of WR238605 in Suspension (Study No. 098)****Introduction**

Samples from Study No. 098 were submitted by the Toxicology Research Laboratory (TRL) to the Forensic Toxicology Research Laboratory for the quantitation of WR238605. Samples were received on 12-7-92, 1-19-93 and 3-2-93. All samples were analyzed by High Performance Liquid Chromatography (HPLC).

**Methodology****Reagents**

See Part I, Methodology: Reagents

**Standards**

See Part I, Methodology: Standards

**Controls**

See Part I, Methodology: Controls

**Sample Preparation**

Samples submitted by TRL were stored refrigerated. All samples were allowed to warm to room temperature prior to diluting. Class A volumetric pipettes and flasks were used for all dilution procedures. The vehicle (0 mg/ml WR238605) and the 0.1 mg/ml samples were diluted 1:10 with mobile phase. All remaining samples (2.0 mg/ml and 6.0 mg/ml) were diluted 1:100 with mobile phase.

**Chromatographic Conditions**

See Part I, Methodology: Chromatographic Conditions

**Analytical Method**

See Part I, Methodology: Analytical Method

## Calculations

A standard curve was run at the beginning of each day's assay. Controls and samples were then randomly assayed. The standard curve was reanalyzed following analysis of all controls and samples.

Final concentrations for controls and samples were determined using a composite standard curve. The composite curve was determined by linear least squared regression analysis of the peak areas for WR238605 as a function of concentration. Data sets from both standard curves (beginning and end of each day's assay run) were used in developing the composite standard curve.

WR238605 concentrations (mg/ml) for controls and samples were determined using the following equation:

$$\text{WR238605 Conc.} = (Y-B) / M \times (\text{d.f.}/1000)$$

Y = peak area

B = Y-intercept from regression analysis of composite standard curve

M = slope from regression analysis of composite standard curve

d.f. = dilution factor (10 or 100)

## Results

The mean ( $\pm$  s.d.) free base concentrations of WR238605 are shown in Table 3.0. Samples which were not within 10% of their theoretical value were adjusted and resubmitted for HPLC analysis the following day. WR238605 free base concentration in suspensions used in Study No. 098 were within the acceptable  $\pm$  10% of the prepared theoretical concentration.

Table 3.1, Table 3.2 and Table 3.3 are copies of the memos notifying TRL of the WR238605 concentration found in submitted samples

DRAFT

Table 3.0  
Study No. 098  
WR238605 Free Base Concentration (mg/ml) -

Sample Identification	submitted 12-16-92	submitted 1-26-93	submitted 3-9-93
White (0)	0.000	0.000	0.000
Green (0.1 mg/ml)	0.098	0.104	0.099
Blue/Black Dot (1.2 mg/ml)	1.167	1.205	1.179
Black (3.6 mg/ml)	3.694	3.643	3.482

Table 3.1

## MEMORANDUM

DATE: December 23, 1992

TO: Barry S. Levine

FROM: THOMAS TOLHURST  
FORENSIC TOXICOLOGY LABORATORY  
COLLEGE OF PHARMACY

RE: WR238605 SAMPLES (STUDY 098) SUBMITTED FOR ANALYSIS  
December 16, 1992

Samples were assayed according to Standard Procedure 01MA04-01 QUANTITATION OF WR238605 SUSPENSION USING HIGH PERFORMANCE LIQUID CHROMATOGRAPHY.

WR238605 Free Base Concentration (mg/ml)

Sample Identification	Mean ( $\pm$ S.D.) n = 3
White	0.000
Green (0.1 mg/ml)	0.098 ( $\pm$ 0.007)
Blue/Black Dot (1.2 mg/ml)	1.167 ( $\pm$ 0.040)
Black (3.6 mg/ml)	3.694 ( $\pm$ 0.045)

Table 3.2

## MEMORANDUM

DATE: February 2, 1993

TO: Barry S. Levine

FROM: THOMAS TOLHURST  
FORENSIC TOXICOLOGY LABORATORY  
COLLEGE OF PHARMACY

RE: WR238605 SAMPLES (STUDY 098) SUBMITTED FOR ANALYSIS  
January 26, 1993

Samples were assayed according to Standard Procedure 01MA04-01 QUANTITATION OF WR238605 SUSPENSION USING HIGH PERFORMANCE LIQUID CHROMATOGRAPHY.

WR238605 Free Base Concentration (mg/ml)

Sample Identification	Mean ( $\pm$ S.D.) n = 3
White (0)	0.000
Green (0.1 mg/ml)	0.104 ( $\pm$ 0.0002)
Blue/Black Dot (1.2 mg/ml)	1.205 ( $\pm$ 0.005)
Black (3.6 mg/ml)	3.643 ( $\pm$ 0.008)

DRAFT

Table 3.3

MEMORANDUM

DATE: March 26, 1993  
TO: Barry S. Levine  
FROM: THOMAS TOLHURST  
FORENSIC TOXICOLOGY LABORATORY  
COLLEGE OF PHARMACY  
RE: WR238605 SAMPLES (STUDY 098) SUBMITTED FOR ANALYSIS  
March 9, 1993

Samples were assayed according to Standard Procedure 01MA04-01 QUANTITATION OF WR238605 SUSPENSION USING HIGH PERFORMANCE LIQUID CHROMATOGRAPHY.

WR238605 Free Base Concentration (mg/ml)

Sample Identification	Mean ( $\pm$ S.D.) n = 3
White (0)	0.000
Green (0.1 mg/ml)	0.099 ( $\pm$ 0.001)
Blue/Black Dot (1.2 mg/ml)	1.179 ( $\pm$ 0.002)
Black (3.6 mg/ml)	3.482 ( $\pm$ 0.0004)

DRAFT

APPENDIX 2

Clinical Pathology Methodology

CLINICAL CHEMISTRY

D R A F T

Glucose

Hexokinase method  
Ciba-Corning 550 Express Clinical Chemistry System  
Neese, J. W., et al.  
U. S. Dept. of HEW No. (CDC) 77-8330, 1, 1976.

Urea Nitrogen (BUN)

Modified urease technique  
Ciba-Corning 550 Express Clinical Chemistry System  
Talke, H. and Schubert, G.E.  
Klin. Wchnschr. 43, 174, 1965.

Phosphorus, Inorganic

Ammonium molybdate method  
Ciba-Corning 550 Express Clinical Chemistry System  
Daly, J.A., et al.  
Clin. Chem. 18, 263, 1972.

Creatinine

Jaffe method  
Ciba-Corning 550 Express Clinical Chemistry System  
Larsen, K.  
Clin. Chem. Acta, 41, 209, 1972

Total Protein

Biuret technique  
Ciba-Corning 550 Express Clinical Chemistry System  
Kingsley, G.J.  
Lab. Clin. Med. 27, 840, 1942.

Albumin

Bromocresol green method  
Ciba-Corning 550 Express Clinical Chemistry System  
Doumas, B.T. and Biggs, H.G.  
Standard Methods of Clinical Chemistry, 7, 175, 1972.

Calcium

Modified alizarin procedure  
Ciba-Corning 550 Express Clinical Chemistry System  
Richterich R., Clinical Chemistry: Theory and Practice,  
Translated from 2nd German Edition by S. Raymond and J. H.  
Wilkinson. New York, Acad. Press (1969) 304.

Aspartate Aminotransferase (AST/GOT)

Based on the methodology of the IFCC  
Ciba-Corning 550 Express Clinical Chemistry System  
IFCC, Committee on Standards, Part 2. IFCC  
Method for Aspartate Aminotransferase, Amsterdam,  
Elsevier Scientific Publishing Company (1975)

Alanine Aminotransferase (ALT/GPT)

Based on the methodology of the IFCC  
Ciba-Corning 550 Express Clinical Chemistry System  
Clin. Chim. Acta 105 147-154F (1980)

Alkaline Phosphatase (ALP)

Based on the kinetic procedure by Bowers & McComb as recommended by the IFCC (1983)  
Ciba-Corning 550 Express Clinical Chemistry System  
Bowers, G.N. Jr., McComb, R.B.  
Clin. Chem. 12 70, 1966  
IFCC Methods  
J. Clin. Chem. Clin. Biochem., 21, 731, 1983

Chloride

Mercuric thiocyanate procedure  
Ciba-Corning 550 Express Clinical Chemistry System  
Frankel S., Reitman S., Sonnenwirth, A.C.,  
Gradwohl's Clinical Lab Method & Diagnosis  
C. V. Mosby Co. (1970) 144.

Na+, K+

Ion specific electrodes  
Model 614 ISE Na+/K+ Analyzer (Ciba Corning)

Lactate Dehydrogenase

L --> P technique  
Ciba-Corning 550 Express Clinical Chemistry System  
Wacker, W. E. C., Ulmer, D. D., Vallee, B. L.,  
New England J Med. 225, 449, 1956.

Creatine Kinase (CK)

Modification of Szasz et al. procedure  
Ciba-Corning 550 Express Clinical Chemistry System  
Clin. Chem. 22 650-656 (1976).

Total Bile Acids

3 $\alpha$ - Hydroxy bile acid oxidation procedure (Sigma Diagnostic kit)  
Ciba-Corning 550 Express Clinical Chemistry System  
Mashige, F. et. al.  
Clin. Chem. 27, 1352-1356, 1981.

THIRTEEN WEEK ORAL TOXICITY STUDY OF WR 238605  
WITH A THIRTEEN WEEK RECOVERY PERIOD IN RATS

CLINICAL CHEMISTRY TEST DIRECTORY

DRAFT

STUDY: 098

NO.	ABBR. UNITS	DESCRIPTION PRECISION	CALCULATED	OPERAND A	OPERAND B	---LOWER LIMIT---		---UPPER LIMIT---	
						MALE	FEMALE	MALE	FEMALE
1.	ALT U/L	Alanine Aminotransferase Integer	NO			30	30	70	70
2.	AST U/L	Aspartate Aminotransferase Integer	NO			50	50	160	160
3.	TP g/dL	Total Protein 0.0	NO			5.3	5.3	8.5	8.5
4.	ALB g/dL	Albumin 0.0	NO			3.4	3.4	5.6	5.6
5.	TBA mg/dL	Total Bile Acids 0.0	NO			0.0	0.0	100.0	100.0
6.	ALKP U/L	Alkaline Phosphatase Integer	NO			60	60	300	300
7.	<u>LDH</u> <u>U/L</u>	Lactate Dehydrogenase Integer	NO			<u>25</u>	<u>25</u>	<u>200</u>	<u>200</u>
8.	CK U/L	Creatine Kinase Integer	NO			50	50	300	300
9.	BUN mg/dL	Blood Urea Nitrogen 0.0	NO			7.0	7.0	22.0	22.0
10.	CREA mg/dL	Creatinine 0.00	NO			0.40	0.40	0.80	0.80
11.	NA mmol/L	Sodium Integer	NO			140	140	148	148
12.	K mmol/L	Potassium 0.00	NO			5.00	5.00	7.00	7.00
13.	CL mEq/L	Chloride Integer	NO			95	95	112	112
14.	CA mg/dL	Calcium 0.0	NO			8.5	8.5	12.0	12.0
15.	IP mg/dL	Inorganic Phosphorus 0.0	NO			6.5	6.5	11.0	11.0

THIRTEEN WEEK ORAL TOXICITY STUDY OF WR 238605  
 WITH A THIRTEEN WEEK RECOVERY PERIOD IN RATS

DRAFT

CLINICAL CHEMISTRY TEST DIRECTORY

STUDY: 098

NO.	ABBR. UNITS	DESCRIPTION PRECISION	CALCULATED	OPERAND A	OPERAND B	---LOWER LIMIT---		---UPPER LIMIT---	
						MALE	FEMALE	MALE	FEMALE
16.	GLU mg/dL	Glucose Integer	NO			80	80	150	150
17.	GLOB g/dL	Globulin 0.0	Operand A - Operand B	TP	ALB	2.0	2.0	4.5	4.5
18.	A/G -	A/G Ratio 0.00	Operand A / Operand B	ALB	GLOB	1.00	1.00	4.00	4.00

(END OF REPORT)

28-SEP-1993

HEMATOLOGYHemoglobin

Cyanomethemoglobin method  
Sysmex 180A Hematology Analyzer

Hematocrit

Indirect method; calculated value based on volume of red cells and volume of blood

Erythrocyte Count

Electronic counting procedure  
Sysmex 180A Hematology Analyzer

Mean Corpuscular Volume (MCV)

Indirect method; calculated value based on hematocrit and red blood cell count

Mean Corpuscular Hemoglobin (MCH)

Indirect method; calculated value based on erythrocyte count and hemoglobin

Mean Corpuscular Hemoglobin Concentration (MCHC)

Indirect method; calculated value based on hematocrit and hemoglobin

Leukocyte Count

Electronic counting procedure  
Sysmex 180A Hematology Analyzer

Platelet Count

Electronic counting procedure  
Sysmex 180A Hematology Analyzer

Reticulocyte Count

New methylene blue staining procedure  
Brecher, G., Am. J. Clin. Path., 19, 895, 1949.

Activated Partial Thromboplastin Time (APTT)

BBL Fibrometer System

Leukocyte Differential Count

Neutrophils - Immature (bands)  
Neutrophils - Mature (segs)  
Monocytes  
Basophils  
Lymphocytes  
Eosinophils  
Diff Quik stain procedure

Schalm, O.W., Jain, N.C. and Carroll, E.J. Veterinary Hematology, Hematologic Techniques Chapter, 4th edition, Lee and Febiger, 1986.

Heinz Bodies

Methyl violet staining technique

Methemoglobin

Co-oximeter (Instrumentation Laboratory Model 282)

THIRTEEN WEEK ORAL TOXICITY STUDY  
OF WR 238605 WITH A THIRTEEN WEEK  
RECOVERY PERIOD IN RATS

DRAFT

HEMATOLOGY TEST DIRECTORY

STUDY: 098

NO.	ABBR. UNITS	DESCRIPTION PRECISION	CALCULATED	OPERAND A	OPERAND B	---LOWER LIMIT---		---UPPER LIMIT---	
						MALE	FEMALE	MALE	FEMALE
1.	RBC 10 <sup>6</sup> /cmm	Erythrocytes 0.00	NO			6.40	6.40	8.80	8.80
2.	HGB g/dL	Hemoglobin 0.0	NO			13.0	13.0	16.5	16.5
3.	HCT %	Hematocrit 0.0	NO			40.0	40.0	50.0	50.0
4.	MCV fL	Mean Corpuscular Volume 0.0	NO			55.0	55.0	65.0	65.0
5.	RETICS % RBCs	Reticulocytes Count 0.0	NO			0.0	0.0	1.0	1.0
6.	HB %	Heinz Bodies 0.0	NO			0.0	0.0	20.0	20.0
7.	%METHGB %	% Methemoglobin 0.0	NO			0.0	0.0	3.0	3.0
8.	PLT 10 <sup>3</sup> /cmm	Platelets Integer	NO			900	900	1300	1300
9.	APTT sec	Act. Partial Thrombo. Time 0.0	NO			7.0	7.0	12.0	12.0
10.	WBC 10 <sup>3</sup> /cmm	Leukocytes 0.0	NO			9.0	9.0	18.0	18.0
11.	MCH pg	Mean Corpuscular Hemo. 0.0	NO			10.0	10.0	60.0	60.0
12.	MCHC g/dL	Mean Corpus. Hemo. Conc. 0.0	NO			10.0	10.0	50.0	50.0
13.	METHGB g/dL	Methemoglobin 0.0	(A x B) / 100	%METHGB	HGB	0.0	0.0	0.5	0.5
14.	RETICULO 10 <sup>6</sup> /cmm	Reticulocyte Count Absolute 0.00	(A x B) / 100	RETICS	RBC	0.00	0.00	0.10	0.10

THIRTEEN WEEK ORAL TOXICITY STUDY OF WR 238605  
WITH A THIRTEEN WEEK RECOVERY PERIOD IN RATS

## STUDY 098 MORPHOLOGY DICTIONARY

ABBR	DESCRIPTION
1. AN	Anisocytosis
2. HC	Hypochromia
3. NR	Nucleated Red Blood Cells
4. PC	Polychromasia
5. BS	Basophilic Stippling
6. MI	Microcytes
7. OV	Ovalocytes
8. SK	Sickle Cells
9. HB	Heinz Bodies
10. MA	Macrocytes
11. PK	Poikilocytes
12. SP	Spherocytes
13. HJ	Howell-Jolly Bodies
14. NN	Normocytic & Normochromic
15. TG	Target Cells
16. LP	Large Platelets
17. CP	Clumped Platelets
18. RF	Rouleaux Formation
19. NRC	Normal Red Blood Cells
20. TX	Toxic Granule
21. PY	Pyknotic Cells
22. RL	Reactive Lymphocytes
23. VA	Vacuoles
24. CR	Crenation

(END OF REPORT)

28-SEP-1993

DRAFT

THIRTEEN WEEK ORAL TOXICITY STUDY OF WR 238605  
WITH A THIRTEEN WEEK RECOVERY PERIOD IN RATS

-----  
STUDY 098 DETAIL DICTIONARY  
-----

ABBR      DESCRIPTION  
-----

- |      |                |
|------|----------------|
| 1. 1 | Slight         |
| 2. 2 | Moderate       |
| 3. 3 | Mod. to Marked |
| 4. 4 | Marked         |

-----  
(END OF REPORT)

30-SEP-1993

DRAFT

APPENDIX 3

Individual Observations (Clinical Signs)

THIRTEEN WEEK ORAL TOXICITY STUDY OF  
 WR 238605 WITH A THIRTEEN WEEK RECOVERY  
 PERIOD IN RATS

DRAFT

INDIVIDUAL OBSERVATIONS

STUDY: 098  
 DAY 0-DAY 183

GROUP: 1M  
 DOSE: 0(mg/kg)

SEX: MALE

ANIMAL #	OBSERVATIONS	SEVERITY	LOC	TIME OCCURRED
801	Normal Scheduled Sacrifice			DAY 0-DAY 181 DAY 182
802	Normal Scheduled Sacrifice			DAY 0-DAY 181 DAY 182
803	Normal Scheduled Sacrifice			DAY 0-DAY 91 DAY 92
804	Normal Scheduled Sacrifice			DAY 0-DAY 91 DAY 92
805	Normal Scheduled Sacrifice			DAY 0-DAY 91 DAY 92
806	Normal Scheduled Sacrifice			DAY 0-DAY 182 DAY 183
807	Normal Scheduled Sacrifice			DAY 0-DAY 181 DAY 182
808	Normal Scheduled Sacrifice			DAY 0-DAY 90 DAY 91
809	Normal Scheduled Sacrifice			DAY 0-DAY 182 DAY 183
810	Normal Scheduled Sacrifice			DAY 0-DAY 182 DAY 183
811	Normal Scheduled Sacrifice			DAY 0-DAY 182 DAY 183
812	Normal Scheduled Sacrifice			DAY 0-DAY 90 DAY 91
813	Normal Normal Scheduled Sacrifice			DAY 0-DAY 7 DAY 9-DAY 91 DAY 92

THIRTEEN WEEK ORAL TOXICITY STUDY OF  
 WR 238605 WITH A THIRTEEN WEEK RECOVERY  
 PERIOD IN RATS

DRAFT

INDIVIDUAL OBSERVATIONS

STUDY: 098  
 DAY 0-DAY 183

GROUP: 1M  
 DOSE: 0(mg/kg)

SEX: MALE

ANIMAL #	OBSERVATIONS	SEVERITY	LOC	TIME OCCURRED
814	Normal Scheduled Sacrifice			DAY 0-DAY 182 DAY 183
815	Dark Material Around Eyes Normal Normal Scheduled Sacrifice	1		DAY 13 DAY 0-DAY 12 DAY 14-DAY 182 DAY 183
816	Normal Scheduled Sacrifice			DAY 0-DAY 182 DAY 183
817	Normal Scheduled Sacrifice			DAY 0-DAY 90 DAY 91
818	Normal Scheduled Sacrifice			DAY 0-DAY 91 DAY 92
819	Normal Scheduled Sacrifice			DAY 0-DAY 90 DAY 91
820	Normal Scheduled Sacrifice			DAY 0-DAY 91 DAY 92

Severity Codes

<u>Severity No.</u>	<u>Description</u>
1	Slight
2	Moderate
3	Severe

THIRTEEN WEEK ORAL TOXICITY STUDY OF  
 WR 238605 WITH A THIRTEEN WEEK RECOVERY  
 PERIOD IN RATS

DRAFT

INDIVIDUAL OBSERVATIONS

STUDY: 098  
 DAY 0-DAY 183

GROUP: 2M  
 DOSE: 0.5 (mg/kg)

SEX: MALE

ANIMAL #	OBSERVATIONS	SEVERITY	LOC	TIME OCCURRED
841	Normal Scheduled Sacrifice			DAY 0-DAY 91 DAY 92
842	Normal Scheduled Sacrifice			DAY 0-DAY 91 DAY 92
843	Normal Scheduled Sacrifice			DAY 0-DAY 90 DAY 91
844	Normal Scheduled Sacrifice			DAY 0-DAY 181 DAY 182
845	Normal Scheduled Sacrifice			DAY 0-DAY 90 DAY 91
846	Left Eye Dark Red Normal Normal Scheduled Sacrifice			DAY 89-DAY 90 DAY 0-DAY 88 DAY 91-DAY 181 DAY 182
847	Normal Scheduled Sacrifice			DAY 0-DAY 90 DAY 91
848	Normal Scheduled Sacrifice			DAY 0-DAY 182 DAY 183
849	Normal Scheduled Sacrifice			DAY 0-DAY 90 DAY 91
850	Normal Scheduled Sacrifice			DAY 0-DAY 181 DAY 182
851	Normal Scheduled Sacrifice			DAY 0-DAY 181 DAY 182
852	Normal Scheduled Sacrifice			DAY 0-DAY 182 DAY 183

THIRTEEN WEEK ORAL TOXICITY STUDY OF  
 WR 238605 WITH A THIRTEEN WEEK RECOVERY  
 PERIOD IN RATS

DRAFT

INDIVIDUAL OBSERVATIONS

STUDY: 098  
 DAY 0-DAY 183

GROUP: 2M  
 DOSE: 0.5 (mg/kg)

SEX: MALE

ANIMAL #	OBSERVATIONS	SEVERITY	LOC	TIME OCCURRED
853	Dark Material Around Eyes Normal Normal Scheduled Sacrifice	1		DAY 89 DAY 0-DAY 88 DAY 90-DAY 182 DAY 183
854	Normal Scheduled Sacrifice			DAY 0-DAY 90 DAY 91
855	Normal Scheduled Sacrifice			DAY 0-DAY 91 DAY 92
856	Normal Scheduled Sacrifice			DAY 0-DAY 91 DAY 92
857	Normal Scheduled Sacrifice			DAY 0-DAY 91 DAY 92
858	Normal Scheduled Sacrifice			DAY 0-DAY 182 DAY 183
859	Normal Scheduled Sacrifice			DAY 0-DAY 181 DAY 182
860	Normal Normal Rough Coat Scheduled Sacrifice			DAY 0-DAY 138 DAY 140-DAY 181 DAY 139 DAY 182

Severity Codes

<u>Severity No.</u>	<u>Description</u>
1	Slight
2	Moderate
3	Severe

THIRTEEN WEEK ORAL TOXICITY STUDY OF  
 WR 238605 WITH A THIRTEEN WEEK RECOVERY  
 PERIOD IN RATS

DRAFT

INDIVIDUAL OBSERVATIONS

STUDY: 098                      GROUP: 3M                      SEX: MALE  
 DAY 0-DAY 183                  DOSE: 6.0 (mg/kg)

ANIMAL #	OBSERVATIONS	SEVERITY	LOC	TIME OCCURRED
881	Normal Normal Normal Rough Coat Rough Coat Scheduled Sacrifice			DAY 0-DAY 36 DAY 39-DAY 43 DAY 45-DAY 90 DAY 37-DAY 38 DAY 44 DAY 91
882	Normal Normal Normal Rough Coat Rough Coat Scheduled Sacrifice			DAY 0-DAY 44 DAY 46-DAY 51 DAY 53-DAY 90 DAY 45 DAY 52 DAY 91
883	Dark Material Around Eyes Normal Normal Normal Normal Rough Coat Scheduled Sacrifice	1		DAY 13 DAY 0-DAY 9 DAY 11-DAY 12 DAY 14-DAY 44 DAY 46-DAY 90 DAY 45 DAY 91
884	Dark Material Around Eyes Normal Normal Scheduled Sacrifice	1		DAY 54 DAY 0-DAY 53 DAY 55-DAY 182 DAY 183
885	Normal Normal Normal Rough Coat Rough Coat Scheduled Sacrifice			DAY 0-DAY 43 DAY 45-DAY 50 DAY 52-DAY 90 DAY 44 DAY 51 DAY 91
886	Normal Normal Rough Coat Scheduled Sacrifice			DAY 0-DAY 44 DAY 46-DAY 91 DAY 45 DAY 92

Severity Codes

<u>Severity No.</u>	<u>Description</u>
1	Slight
2	Moderate
3	Severe

THIRTEEN WEEK ORAL TOXICITY STUDY OF  
 WR 238605 WITH A THIRTEEN WEEK RECOVERY  
 PERIOD IN RATS

DRAFT

INDIVIDUAL OBSERVATIONS

STUDY: 098  
 DAY 0-DAY 183

GROUP: 3M  
 DOSE: 6.0(mg/kg)

SEX: MALE

ANIMAL #	OBSERVATIONS	SEVERITY	LOC	TIME OCCURRED
887	Dark Material Around Eyes Normal Normal Scheduled Sacrifice	1		DAY 111 DAY 0-DAY 110 DAY 112-DAY 182 DAY 183
888	Normal Normal Rough Coat Scheduled Sacrifice			DAY 0-DAY 51 DAY 53-DAY 90 DAY 52 DAY 91
889	Normal Normal Rough Coat Scheduled Sacrifice			DAY 0-DAY 44 DAY 46-DAY 182 DAY 45 DAY 183
890	Normal Scheduled Sacrifice			DAY 0-DAY 181 DAY 182
891	Normal Normal Normal Normal Rough Coat Rough Coat Rough Coat Scheduled Sacrifice			DAY 0-DAY 44 DAY 46-DAY 50 DAY 53-DAY 67 DAY 70-DAY 91 DAY 45 DAY 51-DAY 52 DAY 68-DAY 69 DAY 92
892	Normal Scheduled Sacrifice			DAY 0-DAY 91 DAY 92
893	Normal Scheduled Sacrifice			DAY 0-DAY 182 DAY 183
894	Normal Normal Rough Coat Scheduled Sacrifice			DAY 0-DAY 67 DAY 69-DAY 91 DAY 68 DAY 92

Severity Codes

<u>Severity No.</u>	<u>Description</u>
1	Slight
2	Moderate
3	Severe

THIRTEEN WEEK ORAL TOXICITY STUDY OF  
 WR 238605 WITH A THIRTEEN WEEK RECOVERY  
 PERIOD IN RATS

DRAFT

INDIVIDUAL OBSERVATIONS

STUDY: 098                      GROUP: 3M                      SEX: MALE  
 DAY 0-DAY 183                  DOSE: 6.0 (mg/kg)

ANIMAL #	OBSERVATIONS	SEVERITY	LOC	TIME OCCURRED
895	Normal Normal Rough Coat Scheduled Sacrifice			DAY 0-DAY 46 DAY 48-DAY 182 DAY 47 DAY 183
896	Normal Normal Normal Normal Normal Rough Coat Rough Coat Rough Coat Rough Coat Scheduled Sacrifice			DAY 0-DAY 44 DAY 46 DAY 50 DAY 53-DAY 67 DAY 69-DAY 181 DAY 45 DAY 47-DAY 49 DAY 51-DAY 52 DAY 68 DAY 182
897	Normal Normal Rough Coat Scheduled Sacrifice			DAY 0-DAY 31 DAY 33-DAY 182 DAY 32 DAY 183
898	Normal Normal Normal Normal Rough Coat Rough Coat Rough Coat Scheduled Sacrifice			DAY 0-DAY 43 DAY 45-DAY 50 DAY 52-DAY 56 DAY 58-DAY 91 DAY 44 DAY 51 DAY 57 DAY 92
899	Corneal Opacity Dark Material Around Eyes Dark Material Around Eyes Dry Right Eye Normal Normal Normal Normal	1 1 2		DAY 25-DAY 28 DAY 14 DAY 13 DAY 19-DAY 24 DAY 0-DAY 12 DAY 15-DAY 18 DAY 29-DAY 36 DAY 39-DAY 43

Severity Codes

<u>Severity No.</u>	<u>Description</u>
1	Slight
2	Moderate
3	Severe

THIRTEEN WEEK ORAL TOXICITY STUDY OF  
 WR 238605 WITH A THIRTEEN WEEK RECOVERY  
 PERIOD IN RATS

DRAFT

INDIVIDUAL OBSERVATIONS

STUDY: 098  
 DAY 0-DAY 183

GROUP: 3M  
 DOSE: 6.0 (mg/kg)

SEX: MALE

ANIMAL #	OBSERVATIONS	SEVERITY	LOC	TIME OCCURRED
	Normal			DAY 45-DAY 46
	Normal			DAY 48
	Normal			DAY 50
	Normal			DAY 56-DAY 57
	Normal			DAY 60-DAY 179
	Normal			DAY 181
	Rough Coat			DAY 37-DAY 38
	Rough Coat			DAY 44
	Rough Coat			DAY 47
	Rough Coat			DAY 49
	Rough Coat			DAY 51-DAY 55
	Rough Coat			DAY 58-DAY 59
	Rough Coat			DAY 180
	Scheduled Sacrifice			DAY 182
900	Normal			DAY 0-DAY 181
	Scheduled Sacrifice			DAY 182

THIRTEEN WEEK ORAL TOXICITY STUDY OF  
 WR 238605 WITH A THIRTEEN WEEK RECOVERY  
 PERIOD IN RATS

DRAFT

INDIVIDUAL OBSERVATIONS

STUDY: 098  
 DAY 0-DAY 183

GROUP: 4M  
 DOSE: 18.0 (mg/kg)

SEX: MALE

ANIMAL #	OBSERVATIONS	SEVERITY	LOC	TIME OCCURRED
921	Accidental Death			DAY 12
	Dark Material Around Mouth			DAY 10-DAY 11
	Dark Material Around Nose	1		DAY 11
	Dark Material Around Nose	2		DAY 10
	Dyspnea	1		DAY 10
	Normal			DAY 0-DAY 9
	Rough Coat			DAY 10-DAY 11
922	Normal			DAY 0-DAY 18
	Normal			DAY 23
	Normal			DAY 26
	Normal			DAY 30
	Normal			DAY 39
	Normal			DAY 41-DAY 43
	Normal			DAY 45-DAY 48
	Normal			DAY 50-DAY 53
	Normal			DAY 55-DAY 59
	Normal			DAY 62-DAY 73
	Normal			DAY 75-DAY 88
	Normal			DAY 90-DAY 181
	Rough Coat			DAY 19-DAY 22
	Rough Coat			DAY 24-DAY 25
	Rough Coat			DAY 27-DAY 29
	Rough Coat			DAY 31-DAY 38
	Rough Coat			DAY 40
	Rough Coat			DAY 44
	Rough Coat			DAY 49
	Rough Coat			DAY 54
Rough Coat			DAY 60-DAY 61	
Rough Coat			DAY 74	
Rough Coat			DAY 89	
Scheduled Sacrifice			DAY 182	
923	Dark Material Around Eyes	1		DAY 27
	Dark Material Around Nose	1		DAY 27
	Dark Material Around Nose	1		DAY 73
	Normal			DAY 0-DAY 13

Severity Codes

<u>Severity No.</u>	<u>Description</u>
1	Slight
2	Moderate
3	Severe

THIRTEEN WEEK ORAL TOXICITY STUDY OF  
 WR 238605 WITH A THIRTEEN WEEK RECOVERY  
 PERIOD IN RATS

DRAFT

INDIVIDUAL OBSERVATIONS

STUDY: 098  
 DAY 0-DAY 183

GROUP: 4M  
 DOSE: 18.0 (mg/kg)

SEX: MALE

ANIMAL #	OBSERVATIONS	SEVERITY	LOC	TIME OCCURRED
	Normal			DAY 17-DAY 22
	Normal			DAY 46-DAY 50
	Normal			DAY 53-DAY 56
	Normal			DAY 58-DAY 66
	Normal			DAY 68-DAY 72
	Normal			DAY 75
	Normal			DAY 78-DAY 80
	Normal			DAY 83
	Normal			DAY 85
	Normal			DAY 87-DAY 88
	Normal			DAY 90-DAY 182
	Rough Coat			DAY 14-DAY 16
	Rough Coat			DAY 23-DAY 45
	Rough Coat			DAY 51-DAY 52
	Rough Coat			DAY 57
	Rough Coat			DAY 67
	Rough Coat			DAY 74
	Rough Coat			DAY 76-DAY 77
	Rough Coat			DAY 81-DAY 82
	Rough Coat			DAY 84
	Rough Coat			DAY 86
	Rough Coat			DAY 89
	Scheduled Sacrifice			DAY 183
924	Normal			DAY 0-DAY 10
	Normal			DAY 19
	Normal			DAY 22-DAY 25
	Normal			DAY 30-DAY 31
	Normal			DAY 35
	Normal			DAY 43-DAY 50
	Normal			DAY 53-DAY 54
	Normal			DAY 56-DAY 57
	Normal			DAY 60
	Normal			DAY 63-DAY 65
	Normal			DAY 67-DAY 71
	Normal			DAY 74-DAY 79
	Normal			DAY 81-DAY 82
	Normal			DAY 84-DAY 85

THIRTEEN WEEK ORAL TOXICITY STUDY OF  
 WR 238605 WITH A THIRTEEN WEEK RECOVERY  
 PERIOD IN RATS

DRAFT

INDIVIDUAL OBSERVATIONS

STUDY: 098  
 DAY 0-DAY 183

GROUP: 4M  
 DOSE: 18.0 (mg/kg)

SEX: MALE

ANIMAL #	OBSERVATIONS	SEVERITY	LOC	TIME OCCURRED
	Normal			DAY 88
	Rough Coat			DAY 11-DAY 18
	Rough Coat			DAY 20-DAY 21
	Rough Coat			DAY 26-DAY 29
	Rough Coat			DAY 32-DAY 34
	Rough Coat			DAY 36-DAY 42
	Rough Coat			DAY 51-DAY 52
	Rough Coat			DAY 55
	Rough Coat			DAY 58-DAY 59
	Rough Coat			DAY 61-DAY 62
	Rough Coat			DAY 66
	Rough Coat			DAY 72-DAY 73
	Rough Coat			DAY 80
	Rough Coat			DAY 83
	Rough Coat			DAY 86-DAY 87
	Rough Coat			DAY 89-DAY 90
	Scheduled Sacrifice			DAY 91
925	Normal			DAY 0-DAY 11
	Normal			DAY 17-DAY 18
	Normal			DAY 21-DAY 26
	Normal			DAY 32
	Normal			DAY 44
	Normal			DAY 46-DAY 48
	Normal			DAY 50-DAY 51
	Normal			DAY 53-DAY 54
	Normal			DAY 56
	Normal			DAY 58
	Normal			DAY 61
	Normal			DAY 63-DAY 64
	Normal			DAY 66-DAY 70
	Normal			DAY 72
	Normal			DAY 74-DAY 79
	Normal			DAY 81-DAY 83
	Normal			DAY 85
	Normal			DAY 88-DAY 89
	Rough Coat			DAY 12-DAY 16
	Rough Coat			DAY 19-DAY 20

THIRTEEN WEEK ORAL TOXICITY STUDY OF  
 WR 238605 WITH A THIRTEEN WEEK RECOVERY  
 PERIOD IN RATS

DRAFT

INDIVIDUAL OBSERVATIONS

STUDY: 098  
 DAY 0-DAY 183

GROUP: 4M  
 DOSE: 18.0 (mg/kg)

SEX: MALE

ANIMAL #	OBSERVATIONS	SEVERITY	LOC	TIME OCCURRED
	Rough Coat			DAY 27-DAY 31
	Rough Coat			DAY 33-DAY 43
	Rough Coat			DAY 45
	Rough Coat			DAY 49
	Rough Coat			DAY 52
	Rough Coat			DAY 55
	Rough Coat			DAY 57
	Rough Coat			DAY 59-DAY 60
	Rough Coat			DAY 62
	Rough Coat			DAY 65
	Rough Coat			DAY 71
	Rough Coat			DAY 73
	Rough Coat			DAY 80
	Rough Coat			DAY 84
	Rough Coat			DAY 86-DAY 87
	Rough Coat			DAY 90
	Scheduled Sacrifice			DAY 91
926	Animal Found Dead			DAY 11
	Normal			DAY 0-DAY 10
927	Normal			DAY 0-DAY 19
	Normal			DAY 23
	Normal			DAY 30-DAY 31
	Normal			DAY 34-DAY 35
	Normal			DAY 37-DAY 39
	Normal			DAY 41
	Normal			DAY 43
	Normal			DAY 45-DAY 54
	Normal			DAY 57
	Normal			DAY 59-DAY 65
	Normal			DAY 67
	Normal			DAY 70-DAY 71
	Normal			DAY 74-DAY 90
	Normal			DAY 92-DAY 182
	Rough Coat			DAY 20-DAY 22
	Rough Coat			DAY 24-DAY 29
	Rough Coat			DAY 32-DAY 33

THIRTEEN WEEK ORAL TOXICITY STUDY OF  
 WR 238605 WITH A THIRTEEN WEEK RECOVERY  
 PERIOD IN RATS

DRAFT

INDIVIDUAL OBSERVATIONS

STUDY: 098  
 DAY 0-DAY 183

GROUP: 4M  
 DOSE: 18.0 (mg/kg)

SEX: MALE

ANIMAL #	OBSERVATIONS	SEVERITY	LOC	TIME OCCURRED
	Rough Coat			DAY 36
	Rough Coat			DAY 40
	Rough Coat			DAY 42
	Rough Coat			DAY 44
	Rough Coat			DAY 55-DAY 56
	Rough Coat			DAY 58
	Rough Coat			DAY 66
	Rough Coat			DAY 68-DAY 69
	Rough Coat			DAY 72-DAY 73
	Rough Coat			DAY 91
	Scheduled Sacrifice			DAY 183
928	Normal			DAY 0-DAY 16
	Normal			DAY 19
	Normal			DAY 23-DAY 25
	Normal			DAY 31
	Normal			DAY 39-DAY 40
	Normal			DAY 43-DAY 44
	Normal			DAY 46
	Normal			DAY 50-DAY 51
	Normal			DAY 56-DAY 58
	Normal			DAY 61
	Normal			DAY 64
	Normal			DAY 66-DAY 82
	Normal			DAY 84-DAY 91
	Rough Coat			DAY 17-DAY 18
	Rough Coat			DAY 20-DAY 22
	Rough Coat			DAY 26-DAY 30
	Rough Coat			DAY 32-DAY 38
	Rough Coat			DAY 41-DAY 42
	Rough Coat			DAY 45
	Rough Coat			DAY 47-DAY 49
	Rough Coat			DAY 52-DAY 55
	Rough Coat			DAY 59-DAY 60
	Rough Coat			DAY 62-DAY 63
	Rough Coat			DAY 65
	Rough Coat			DAY 83
	Scheduled Sacrifice			DAY 92

THIRTEEN WEEK ORAL TOXICITY STUDY OF  
 WR 238605 WITH A THIRTEEN WEEK RECOVERY  
 PERIOD IN RATS

DRAFT

INDIVIDUAL OBSERVATIONS

STUDY: 098  
 DAY 0-DAY 183

GROUP: 4M  
 DOSE: 18.0 (mg/kg)

SEX: MALE

ANIMAL #	OBSERVATIONS	SEVERITY	LOC	TIME OCCURRED
929	Normal			DAY 0-DAY 15
	Normal			DAY 46
	Normal			DAY 49-DAY 50
	Normal			DAY 53
	Normal			DAY 55-DAY 56
	Normal			DAY 60
	Normal			DAY 64
	Normal			DAY 67
	Normal			DAY 70
	Normal			DAY 77
	Normal			DAY 85
	Normal			DAY 88-DAY 89
	Normal			DAY 100-DAY 103
	Normal			DAY 105
	Normal			DAY 109-DAY 115
	Normal			DAY 119
	Normal			DAY 121-DAY 124
	Normal			DAY 132-DAY 138
	Normal			DAY 143-DAY 149
	Normal			DAY 153-DAY 171
	Normal			DAY 181-DAY 182
	Rough Coat			DAY 16-DAY 45
	Rough Coat			DAY 47-DAY 49
	Rough Coat			DAY 51-DAY 52
	Rough Coat			DAY 54
	Rough Coat			DAY 57-DAY 59
	Rough Coat			DAY 61-DAY 63
	Rough Coat			DAY 65-DAY 66
	Rough Coat			DAY 68-DAY 69
	Rough Coat			DAY 71-DAY 76
	Rough Coat			DAY 78-DAY 84
	Rough Coat			DAY 86-DAY 87
	Rough Coat			DAY 90-DAY 99
	Rough Coat			DAY 104
	Rough Coat			DAY 106-DAY 108
	Rough Coat			DAY 116-DAY 118
	Rough Coat			DAY 120
	Rough Coat			DAY 125-DAY 131

THIRTEEN WEEK ORAL TOXICITY STUDY OF  
 WR 238605 WITH A THIRTEEN WEEK RECOVERY  
 PERIOD IN RATS

DRAFT

INDIVIDUAL OBSERVATIONS

STUDY: 098  
 DAY 0-DAY 183

GROUP: 4M  
 DOSE: 18.0(mg/kg)

SEX: MALE

ANIMAL #	OBSERVATIONS	SEVERITY	LOC	TIME OCCURRED
	Rough Coat			DAY 139-DAY 142
	Rough Coat			DAY 150-DAY 152
	Rough Coat			DAY 172-DAY 180
	Scheduled Sacrifice			DAY 183
930	Normal			DAY 0-DAY 13
	Normal			DAY 17-DAY 19
	Normal			DAY 21-DAY 23
	Normal			DAY 28
	Normal			DAY 30-DAY 31
	Normal			DAY 35-DAY 40
	Normal			DAY 42-DAY 44
	Normal			DAY 46-DAY 47
	Normal			DAY 50-DAY 87
	Normal			DAY 90
	Normal			DAY 93-DAY 182
	Rough Coat			DAY 14-DAY 16
	Rough Coat			DAY 20
	Rough Coat			DAY 24-DAY 27
	Rough Coat			DAY 29
	Rough Coat			DAY 32-DAY 34
	Rough Coat			DAY 41
	Rough Coat			DAY 45
	Rough Coat			DAY 48-DAY 49
	Rough Coat			DAY 88-DAY 89
	Rough Coat			DAY 91-DAY 92
	Scheduled Sacrifice			DAY 183
931	Normal			DAY 0-DAY 19
	Normal			DAY 21-DAY 22
	Normal			DAY 24-DAY 25
	Normal			DAY 30
	Normal			DAY 32
	Normal			DAY 40
	Normal			DAY 42
	Normal			DAY 44
	Normal			DAY 46-DAY 47
	Normal			DAY 50

THIRTEEN WEEK ORAL TOXICITY STUDY OF  
 WR 238605 WITH A THIRTEEN WEEK RECOVERY  
 PERIOD IN RATS

DRAFT

INDIVIDUAL OBSERVATIONS

STUDY: 098  
 DAY 0-DAY 183

GROUP: 4M  
 DOSE: 18.0 (mg/kg)

SEX: MALE

ANIMAL #	OBSERVATIONS	SEVERITY	LOC	TIME OCCURRED
	Normal			DAY 53-DAY 55
	Normal			DAY 57
	Normal			DAY 60-DAY 64
	Normal			DAY 67-DAY 71
	Normal			DAY 73-DAY 79
	Normal			DAY 81-DAY 85
	Normal			DAY 88-DAY 90
	Rough Coat			DAY 20
	Rough Coat			DAY 23
	Rough Coat			DAY 26-DAY 29
	Rough Coat			DAY 31
	Rough Coat			DAY 33-DAY 39
	Rough Coat			DAY 41
	Rough Coat			DAY 43
	Rough Coat			DAY 45
	Rough Coat			DAY 48-DAY 49
	Rough Coat			DAY 51-DAY 52
	Rough Coat			DAY 56
	Rough Coat			DAY 58-DAY 59
	Rough Coat			DAY 65-DAY 66
	Rough Coat			DAY 72
	Rough Coat			DAY 80
	Rough Coat			DAY 86-DAY 87
	Scheduled Sacrifice			DAY 91
932	Normal			DAY 0-DAY 11
	Normal			DAY 14
	Normal			DAY 17-DAY 18
	Normal			DAY 28
	Normal			DAY 30-DAY 31
	Normal			DAY 37-DAY 39
	Normal			DAY 47
	Normal			DAY 49
	Normal			DAY 51-DAY 54
	Normal			DAY 65
	Normal			DAY 67
	Normal			DAY 82-DAY 85
	Normal			DAY 88

THIRTEEN WEEK ORAL TOXICITY STUDY OF  
 WR 238605 WITH A THIRTEEN WEEK RECOVERY  
 PERIOD IN RATS

DRAFT

INDIVIDUAL OBSERVATIONS

STUDY: 098  
 DAY 0-DAY 183

GROUP: 4M  
 DOSE: 18.0 (mg/kg)

SEX: MALE

ANIMAL #	OBSERVATIONS	SEVERITY	LOC	TIME OCCURRED
	Normal			DAY 92-DAY 94
	Normal			DAY 96-DAY 99
	Normal			DAY 102-DAY 117
	Normal			DAY 119-DAY 130
	Normal			DAY 132-DAY 181
	Rough Coat			DAY 12-DAY 13
	Rough Coat			DAY 15-DAY 16
	Rough Coat			DAY 19-DAY 27
	Rough Coat			DAY 29
	Rough Coat			DAY 32-DAY 36
	Rough Coat			DAY 40-DAY 46
	Rough Coat			DAY 48
	Rough Coat			DAY 50
	Rough Coat			DAY 55-DAY 64
	Rough Coat			DAY 66
	Rough Coat			DAY 68-DAY 81
	Rough Coat			DAY 86-DAY 87
	Rough Coat			DAY 89-DAY 91
	Rough Coat			DAY 95
	Rough Coat			DAY 100-DAY 101
	Rough Coat			DAY 118
	Rough Coat			DAY 131
	Scheduled Sacrifice			DAY 182
933	Normal			DAY 0-DAY 10
	Normal			DAY 23
	Normal			DAY 30
	Normal			DAY 32-DAY 33
	Normal			DAY 35
	Normal			DAY 40
	Normal			DAY 43
	Normal			DAY 45
	Normal			DAY 48-DAY 49
	Normal			DAY 56-DAY 60
	Normal			DAY 62-DAY 92
	Normal			DAY 95-DAY 105
	Normal			DAY 109-DAY 182
	Rough Coat			DAY 11-DAY 22

THIRTEEN WEEK ORAL TOXICITY STUDY OF  
 WR 238605 WITH A THIRTEEN WEEK RECOVERY  
 PERIOD IN RATS

DRAFT

INDIVIDUAL OBSERVATIONS

STUDY: 098  
 DAY 0-DAY 183

GROUP: 4M  
 DOSE: 18.0 (mg/kg)

SEX: MALE

ANIMAL #	OBSERVATIONS	SEVERITY	LOC	TIME OCCURRED
	Rough Coat			DAY 24-DAY 29
	Rough Coat			DAY 31
	Rough Coat			DAY 34
	Rough Coat			DAY 36-DAY 39
	Rough Coat			DAY 41-DAY 42
	Rough Coat			DAY 44
	Rough Coat			DAY 46-DAY 47
	Rough Coat			DAY 50-DAY 55
	Rough Coat			DAY 61
	Rough Coat			DAY 93-DAY 94
	Rough Coat			DAY 106-DAY 108
	Scheduled Sacrifice			DAY 183
934	Accidental Death			DAY 55
	Normal			DAY 0-DAY 15
	Normal			DAY 19
	Normal			DAY 21-DAY 26
	Normal			DAY 31
	Normal			DAY 39-DAY 40
	Normal			DAY 45-DAY 51
	Normal			DAY 53-DAY 54
	Rough Coat			DAY 16-DAY 18
	Rough Coat			DAY 20
	Rough Coat			DAY 27-DAY 30
	Rough Coat			DAY 32-DAY 38
	Rough Coat			DAY 41-DAY 44
	Rough Coat			DAY 52
935	Normal			DAY 0-DAY 12
	Normal			DAY 15
	Normal			DAY 19-DAY 25
	Normal			DAY 28
	Normal			DAY 31
	Normal			DAY 33
	Normal			DAY 37-DAY 38
	Normal			DAY 40
	Normal			DAY 44
	Normal			DAY 46

THIRTEEN WEEK ORAL TOXICITY STUDY OF  
 WR 238605 WITH A THIRTEEN WEEK RECOVERY  
 PERIOD IN RATS

DRAFT

INDIVIDUAL OBSERVATIONS

STUDY: 098  
 DAY 0-DAY 183

GROUP: 4M  
 DOSE: 18.0 (mg/kg)

SEX: MALE

ANIMAL #	OBSERVATIONS	SEVERITY	LOC	TIME OCCURRED
	Normal			DAY 53-DAY 57
	Normal			DAY 59-DAY 61
	Normal			DAY 64
	Normal			DAY 67
	Normal			DAY 70-DAY 72
	Normal			DAY 76-DAY 77
	Normal			DAY 80-DAY 85
	Normal			DAY 92-DAY 93
	Normal			DAY 95-DAY 102
	Normal			DAY 104-DAY 182
	Rough Coat			DAY 13-DAY 14
	Rough Coat			DAY 16-DAY 18
	Rough Coat			DAY 26-DAY 27
	Rough Coat			DAY 29-DAY 30
	Rough Coat			DAY 32
	Rough Coat			DAY 34-DAY 36
	Rough Coat			DAY 39
	Rough Coat			DAY 41-DAY 43
	Rough Coat			DAY 45
	Rough Coat			DAY 47-DAY 52
	Rough Coat			DAY 58
	Rough Coat			DAY 62-DAY 63
	Rough Coat			DAY 65-DAY 66
	Rough Coat			DAY 68-DAY 69
	Rough Coat			DAY 73-DAY 75
	Rough Coat			DAY 78-DAY 79
	Rough Coat			DAY 86-DAY 91
	Rough Coat			DAY 94
	Rough Coat			DAY 103
	Scheduled Sacrifice			DAY 183
936	Dyspnea	1		DAY 8
	Animal Found Dead			DAY 9
	Normal			DAY 0-DAY 7
937	Emaciated	1		DAY 12
	Animal Found Dead			DAY 13
	Hunched Posture			DAY 11-DAY 12
	Normal			DAY 0-DAY 6
	Rough Coat			DAY 7-DAY 12

Severity Codes

<u>Severity No.</u>	<u>Description</u>
1	Slight
2	Moderate
3	Severe

THIRTEEN WEEK ORAL TOXICITY STUDY OF  
 WR 238605 WITH A THIRTEEN WEEK RECOVERY  
 PERIOD IN RATS

DRAFT

INDIVIDUAL OBSERVATIONS

STUDY: 098  
 DAY 0-DAY 183

GROUP: 4M  
 DOSE: 18.0 (mg/kg)

SEX: MALE

ANIMAL #	OBSERVATIONS	SEVERITY	LOC	TIME OCCURRED
938	Normal			DAY 0-DAY 22
	Normal			DAY 31-DAY 32
	Normal			DAY 46-DAY 50
	Normal			DAY 52
	Normal			DAY 55-DAY 57
	Normal			DAY 60
	Normal			DAY 68-DAY 71
	Normal			DAY 74
	Normal			DAY 76-DAY 79
	Normal			DAY 84-DAY 90
	Rough Coat			DAY 23-DAY 30
	Rough Coat			DAY 33-DAY 45
	Rough Coat			DAY 51
	Rough Coat			DAY 53-DAY 54
	Rough Coat			DAY 58-DAY 59
	Rough Coat			DAY 61-DAY 67
	Rough Coat			DAY 72-DAY 73
Rough Coat			DAY 75	
Rough Coat			DAY 80-DAY 83	
Rough Coat			DAY 91	
Scheduled Sacrifice			DAY 92	
939	Normal			DAY 0-DAY 14
	Normal			DAY 17-DAY 19
	Normal			DAY 22
	Normal			DAY 30
	Normal			DAY 46-DAY 50
	Normal			DAY 52-DAY 53
	Normal			DAY 56
	Normal			DAY 60
	Normal			DAY 62-DAY 66
	Normal			DAY 68-DAY 77
	Normal			DAY 80-DAY 82
	Normal			DAY 84-DAY 90
	Normal			DAY 95-DAY 99
	Normal			DAY 102-DAY 107
Normal			DAY 109-DAY 182	
Rough Coat			DAY 15-DAY 16	

THIRTEEN WEEK ORAL TOXICITY STUDY OF  
 WR 238605 WITH A THIRTEEN WEEK RECOVERY  
 PERIOD IN RATS

DRAFT

INDIVIDUAL OBSERVATIONS

STUDY: 098  
 DAY 0-DAY 183

GROUP: 4M  
 DOSE: 18.0 (mg/kg)

SEX: MALE

ANIMAL #	OBSERVATIONS	SEVERITY	LOC	TIME OCCURRED
	Rough Coat			DAY 20-DAY 21
	Rough Coat			DAY 23-DAY 29
	Rough Coat			DAY 31-DAY 45
	Rough Coat			DAY 51
	Rough Coat			DAY 54-DAY 55
	Rough Coat			DAY 57-DAY 59
	Rough Coat			DAY 61
	Rough Coat			DAY 67
	Rough Coat			DAY 78-DAY 79
	Rough Coat			DAY 83
	Rough Coat			DAY 91-DAY 94
	Rough Coat			DAY 100-DAY 101
	Rough Coat			DAY 108
	Scheduled Sacrifice			DAY 183
940	Normal			DAY 0-DAY 8
	Normal			DAY 15
	Normal			DAY 17-DAY 19
	Normal			DAY 21-DAY 25
	Normal			DAY 30-DAY 31
	Normal			DAY 33
	Normal			DAY 36-DAY 41
	Normal			DAY 43
	Normal			DAY 45-DAY 56
	Normal			DAY 58
	Normal			DAY 60-DAY 63
	Normal			DAY 66-DAY 76
	Normal			DAY 78
	Normal			DAY 80-DAY 85
	Normal			DAY 87-DAY 93
	Normal			DAY 95-DAY 107
	Normal			DAY 109-DAY 119
	Normal			DAY 121-DAY 122
	Normal			DAY 124
	Normal			DAY 126-DAY 181
	Rough Coat			DAY 9-DAY 14
	Rough Coat			DAY 16
	Rough Coat			DAY 20

THIRTEEN WEEK ORAL TOXICITY STUDY OF  
 WR 238605 WITH A THIRTEEN WEEK RECOVERY  
 PERIOD IN RATS

DRAFT

INDIVIDUAL OBSERVATIONS

STUDY: 098  
 DAY 0-DAY 183

GROUP: 4M  
 DOSE: 18.0(mg/kg)

SEX: MALE

ANIMAL #	OBSERVATIONS	SEVERITY	LOC	TIME OCCURRED
	Rough Coat			DAY 26-DAY 29
	Rough Coat			DAY 32
	Rough Coat			DAY 34-DAY 35
	Rough Coat			DAY 42
	Rough Coat			DAY 44
	Rough Coat			DAY 57
	Rough Coat			DAY 59
	Rough Coat			DAY 64-DAY 65
	Rough Coat			DAY 77
	Rough Coat			DAY 79
	Rough Coat			DAY 86
	Rough Coat			DAY 94
	Rough Coat			DAY 108
	Rough Coat			DAY 120
	Rough Coat			DAY 123
	Rough Coat			DAY 125
	Scheduled Sacrifice			DAY 182

THIRTEEN WEEK ORAL TOXICITY STUDY OF  
 WR 238605 WITH A THIRTEEN WEEK RECOVERY  
 PERIOD IN RATS

DRAFT

INDIVIDUAL OBSERVATIONS

STUDY: 098  
 DAY 0-DAY 183

GROUP: 1F  
 DOSE: 0(mg/kg)

SEX: FEMALE

ANIMAL #	OBSERVATIONS	SEVERITY	LOC	TIME OCCURRED
821	Normal Scheduled Sacrifice			DAY 0-DAY 91 DAY 92
822	Normal Normal Scheduled Sacrifice			DAY 0-DAY 55 DAY 57-DAY 90 DAY 91
823	Normal Scheduled Sacrifice			DAY 0-DAY 181 DAY 182
824	Normal Scheduled Sacrifice			DAY 0-DAY 181 DAY 182
825	Normal Scheduled Sacrifice			DAY 0-DAY 90 DAY 91
826	Normal Scheduled Sacrifice			DAY 0-DAY 91 DAY 92
827	Normal Scheduled Sacrifice			DAY 0-DAY 181 DAY 182
828	Normal Scheduled Sacrifice			DAY 0-DAY 90 DAY 91
829	Normal Scheduled Sacrifice			DAY 0-DAY 91 DAY 92
830	Normal Scheduled Sacrifice			DAY 0-DAY 181 DAY 182
831	Normal Scheduled Sacrifice			DAY 0-DAY 182 DAY 183
832	Normal Scheduled Sacrifice			DAY 0-DAY 90 DAY 91

THIRTEEN WEEK ORAL TOXICITY STUDY OF  
 WR 238605 WITH A THIRTEEN WEEK RECOVERY  
 PERIOD IN RATS

DRAFT

INDIVIDUAL OBSERVATIONS

STUDY: 098  
 DAY 0-DAY 183

GROUP: 1F  
 DOSE: 0 (mg/kg)

SEX: FEMALE

ANIMAL #	OBSERVATIONS	SEVERITY	LOC	TIME OCCURRED
833	Normal Scheduled Sacrifice			DAY 0-DAY 91 DAY 92
834	Normal Scheduled Sacrifice			DAY 0-DAY 182 DAY 183
835	Normal Scheduled Sacrifice			DAY 0-DAY 182 DAY 183
836	Normal Scheduled Sacrifice			DAY 0-DAY 181 DAY 182
837	Normal Scheduled Sacrifice			DAY 0-DAY 181 DAY 182
838	Normal Scheduled Sacrifice			DAY 0-DAY 90 DAY 91
839	Normal Scheduled Sacrifice			DAY 0-DAY 90 DAY 91
840	Normal Scheduled Sacrifice			DAY 0-DAY 181 DAY 182

THIRTEEN WEEK ORAL TOXICITY STUDY OF  
 WR 238605 WITH A THIRTEEN WEEK RECOVERY  
 PERIOD IN RATS

DRAFT

INDIVIDUAL OBSERVATIONS

ANIMAL #	OBSERVATIONS	SEVERITY	LOC	TIME OCCURRED
STUDY: 098 DAY 0-DAY 183				
GROUP: 2F DOSE: 0.5 (mg/kg)				
SEX: FEMALE				
861	Normal Scheduled Sacrifice			DAY 0-DAY 181 DAY 182
862	Normal Normal Scheduled Sacrifice			DAY 0-DAY 48 DAY 50-DAY 91 DAY 92
863	Normal Scheduled Sacrifice			DAY 0-DAY 90 DAY 91
864	Normal Scheduled Sacrifice			DAY 0-DAY 181 DAY 182
865	Normal Scheduled Sacrifice			DAY 0-DAY 91 DAY 92
866	Normal Scheduled Sacrifice			DAY 0-DAY 91 DAY 92
867	Normal Scheduled Sacrifice			DAY 0-DAY 182 DAY 183
868	Dark Material Around Eyes Normal Normal Scheduled Sacrifice	1		DAY 113 DAY 0-DAY 112 DAY 114-DAY 182 DAY 183
869	Normal Scheduled Sacrifice			DAY 0-DAY 91 DAY 92
870	Normal Scheduled Sacrifice			DAY 0-DAY 91 DAY 92
871	Normal Swollen Ears Scheduled Sacrifice			DAY 0-DAY 104 DAY 105-DAY 182 DAY 183

Severity Codes

<u>Severity No.</u>	<u>Description</u>
1	Slight
2	Moderate
3	Severe

THIRTEEN WEEK ORAL TOXICITY STUDY OF  
 WR 238605 WITH A THIRTEEN WEEK RECOVERY  
 PERIOD IN RATS

DRAFT

INDIVIDUAL OBSERVATIONS

STUDY: 098  
 DAY 0-DAY 183

GROUP: 2F  
 DOSE: 0.5 (mg/kg)

SEX: FEMALE

ANIMAL #	OBSERVATIONS	SEVERITY	LOC	TIME OCCURRED
872	Normal Scheduled Sacrifice			DAY 0-DAY 90 DAY 91
873	Normal Scheduled Sacrifice			DAY 0-DAY 181 DAY 182
874	Normal Scheduled Sacrifice			DAY 0-DAY 181 DAY 182
875	Normal Scheduled Sacrifice			DAY 0-DAY 91 DAY 92
876	Normal Scheduled Sacrifice			DAY 0-DAY 90 DAY 91
877	Normal Scheduled Sacrifice			DAY 0-DAY 181 DAY 182
878	Normal Scheduled Sacrifice			DAY 0-DAY 90 DAY 91
879	Normal Scheduled Sacrifice			DAY 0-DAY 181 DAY 182
880	Normal Scheduled Sacrifice			DAY 0-DAY 181 DAY 182

THIRTEEN WEEK ORAL TOXICITY STUDY OF  
 WR 238605 WITH A THIRTEEN WEEK RECOVERY  
 PERIOD IN RATS

DRAFT

INDIVIDUAL OBSERVATIONS

STUDY: 098  
 DAY 0-DAY 183

GROUP: 3F  
 DOSE: 6.0 (mg/kg)

SEX: FEMALE

ANIMAL #	OBSERVATIONS	SEVERITY	LOC	TIME OCCURRED
901	Normal Normal Scheduled Sacrifice			DAY 0-DAY 7 DAY 9-DAY 182 DAY 183
902	Normal Normal Scheduled Sacrifice			DAY 0-DAY 7 DAY 9-DAY 182 DAY 183
903	Normal Normal Scheduled Sacrifice			DAY 0-DAY 7 DAY 9-DAY 90 DAY 91
904	Normal Normal Scheduled Sacrifice			DAY 0-DAY 7 DAY 9-DAY 182 DAY 183
905	Normal Normal Scheduled Sacrifice			DAY 0-DAY 7 DAY 9-DAY 90 DAY 91
906	Normal Normal Scheduled Sacrifice			DAY 0-DAY 7 DAY 9-DAY 91 DAY 92
907	Normal Normal Normal Normal Rough Coat Rough Coat Scheduled Sacrifice			DAY 0-DAY 7 DAY 9-DAY 31 DAY 33-DAY 43 DAY 46-DAY 91 DAY 32 DAY 44-DAY 45 DAY 92
908	Normal Normal Scheduled Sacrifice			DAY 0-DAY 7 DAY 9-DAY 181 DAY 182
909	Normal Normal Scheduled Sacrifice			DAY 0-DAY 7 DAY 9-DAY 181 DAY 182

THIRTEEN WEEK ORAL TOXICITY STUDY OF  
 WR 238605 WITH A THIRTEEN WEEK RECOVERY  
 PERIOD IN RATS

DRAFT

INDIVIDUAL OBSERVATIONS

STUDY: 098                      GROUP: 3F                      SEX: FEMALE  
 DAY 0-DAY 183                  DOSE: 6.0 (mg/kg)

ANIMAL #	OBSERVATIONS	SEVERITY	LOC	TIME OCCURRED
910	Normal Normal Scheduled Sacrifice			DAY 0-DAY 7 DAY 9-DAY 91 DAY 92
911	Normal Normal Scheduled Sacrifice			DAY 0-DAY 7 DAY 9-DAY 90 DAY 91
912	Normal Normal Scheduled Sacrifice			DAY 0-DAY 7 DAY 9-DAY 181 DAY 182
913	Normal Normal Normal Rough Coat Scheduled Sacrifice			DAY 0-DAY 7 DAY 9-DAY 54 DAY 56-DAY 91 DAY 55 DAY 92
914	Normal Normal Scheduled Sacrifice			DAY 0-DAY 7 DAY 9-DAY 90 DAY 91
915	Normal Normal Scheduled Sacrifice			DAY 0-DAY 7 DAY 9-DAY 181 DAY 182
916	Normal Normal Scheduled Sacrifice			DAY 0-DAY 7 DAY 9-DAY 182 DAY 183
917	Normal Normal Scheduled Sacrifice			DAY 0-DAY 7 DAY 9-DAY 91 DAY 92
918	Dark Material Around Eyes Normal Normal Normal Normal Rough Coat Scheduled Sacrifice	1		DAY 111 DAY 0-DAY 7 DAY 9-DAY 43 DAY 45-DAY 110 DAY 112-DAY 181 DAY 44 DAY 182

Severity Codes

<u>Severity No.</u>	<u>Description</u>
1	Slight
2	Moderate
3	Severe

THIRTEEN WEEK ORAL TOXICITY STUDY OF  
 WR 238605 WITH A THIRTEEN WEEK RECOVERY  
 PERIOD IN RATS

DRAFT

INDIVIDUAL OBSERVATIONS

STUDY: 098  
 DAY 0-DAY 183

GROUP: 3F  
 DOSE: 6.0 (mg/kg)

SEX: FEMALE

ANIMAL #	OBSERVATIONS	SEVERITY	LOC	TIME OCCURRED
919	Normal Normal Scheduled Sacrifice			DAY 0-DAY 7 DAY 9-DAY 181 DAY 182
920	Normal Normal Scheduled Sacrifice			DAY 0-DAY 7 DAY 9-DAY 90 DAY 91

THIRTEEN WEEK ORAL TOXICITY STUDY OF  
 WR 238605 WITH A THIRTEEN WEEK RECOVERY  
 PERIOD IN RATS

DRAFT

INDIVIDUAL OBSERVATIONS

STUDY: 098                      GROUP: 4F                      SEX: FEMALE  
 DAY 0-DAY 183                  DOSE: 18.0 (mg/kg)

ANIMAL #	OBSERVATIONS	SEVERITY	LOC	TIME OCCURRED
941	Dark Material Around Eyes	1		DAY 111
	Left Eye Dark Red			DAY 89
	Normal			DAY 0-DAY 9
	Normal			DAY 12-DAY 14
	Normal			DAY 30-DAY 31
	Normal			DAY 36-DAY 39
	Normal			DAY 41-DAY 44
	Normal			DAY 46-DAY 47
	Normal			DAY 49-DAY 51
	Normal			DAY 54
	Normal			DAY 57-DAY 72
	Normal			DAY 74-DAY 88
	Normal			DAY 92
	Normal			DAY 98-DAY 106
	Normal			DAY 108
	Normal			DAY 112-DAY 115
	Normal			DAY 117
	Normal			DAY 119-DAY 124
	Normal			DAY 126-DAY 181
	Rough Coat			DAY 10-DAY 11
	Rough Coat			DAY 15-DAY 29
	Rough Coat			DAY 32-DAY 35
	Rough Coat			DAY 40
	Rough Coat			DAY 45
	Rough Coat			DAY 48
	Rough Coat			DAY 52-DAY 53
	Rough Coat			DAY 55-DAY 56
	Rough Coat			DAY 73
	Rough Coat			DAY 90-DAY 91
	Rough Coat			DAY 93-DAY 97
	Rough Coat			DAY 109-DAY 111
	Rough Coat			DAY 116
	Rough Coat			DAY 118
	Rough Coat			DAY 125
	Scheduled Sacrifice			DAY 182
942	Dark Material Around Eyes	1		DAY 111

Severity Codes

<u>Severity No.</u>	<u>Description</u>
1	Slight
2	Moderate
3	Severe

THIRTEEN WEEK ORAL TOXICITY STUDY OF  
 WR 238605 WITH A THIRTEEN WEEK RECOVERY  
 PERIOD IN RATS

DRAFT

INDIVIDUAL OBSERVATIONS

STUDY: 098  
 DAY 0-DAY 183

GROUP: 4F  
 DOSE: 18.0 (mg/kg)

SEX: FEMALE

ANIMAL #	OBSERVATIONS	SEVERITY	LOC	TIME OCCURRED
	Emaciated	1		DAY 88
	Normal			DAY 0-DAY 10
	Normal			DAY 22
	Normal			DAY 24-DAY 25
	Normal			DAY 30-DAY 31
	Normal			DAY 36-DAY 38
	Normal			DAY 42-DAY 55
	Normal			DAY 58-DAY 60
	Normal			DAY 63-DAY 64
	Normal			DAY 69-DAY 70
	Normal			DAY 76-DAY 78
	Normal			DAY 80
	Normal			DAY 92-DAY 97
	Normal			DAY 99-DAY 106
	Normal			DAY 108-DAY 110
	Normal			DAY 112-DAY 119
	Normal			DAY 121-DAY 181
	Rough Coat			DAY 11-DAY 21
	Rough Coat			DAY 23
	Rough Coat			DAY 26-DAY 29
	Rough Coat			DAY 32-DAY 35
	Rough Coat			DAY 39-DAY 41
	Rough Coat			DAY 56-DAY 57
	Rough Coat			DAY 61-DAY 62
	Rough Coat			DAY 65-DAY 68
	Rough Coat			DAY 71-DAY 75
	Rough Coat			DAY 79
	Rough Coat			DAY 81-DAY 91
	Rough Coat			DAY 98
	Rough Coat			DAY 120
	Scheduled Sacrifice			DAY 182
943	Normal			DAY 0-DAY 11
	Normal			DAY 16-DAY 18
	Normal			DAY 24-DAY 25
	Normal			DAY 29-DAY 31
	Normal			DAY 37-DAY 41
	Normal			DAY 43-DAY 44

Severity Codes

Severity No.	Description
1	Slight
2	Moderate
3	Severe

THIRTEEN WEEK ORAL TOXICITY STUDY OF  
 WR 238605 WITH A THIRTEEN WEEK RECOVERY  
 PERIOD IN RATS

DRAFT

INDIVIDUAL OBSERVATIONS

STUDY: 098  
 DAY 0-DAY 183

GROUP: 4F  
 DOSE: 18.0 (mg/kg)

SEX: FEMALE

ANIMAL #	OBSERVATIONS	SEVERITY	LOC	TIME OCCURRED
	Normal			DAY 46-DAY 47
	Normal			DAY 49-DAY 51
	Normal			DAY 53-DAY 56
	Normal			DAY 58
	Normal			DAY 60-DAY 68
	Normal			DAY 71-DAY 82
	Normal			DAY 85-DAY 91
	Rough Coat			DAY 12-DAY 15
	Rough Coat			DAY 19-DAY 23
	Rough Coat			DAY 26-DAY 28
	Rough Coat			DAY 32-DAY 36
	Rough Coat			DAY 42
	Rough Coat			DAY 45
	Rough Coat			DAY 48
	Rough Coat			DAY 52
	Rough Coat			DAY 57
	Rough Coat			DAY 59
	Rough Coat			DAY 69-DAY 70
	Rough Coat			DAY 83-DAY 84
	Scheduled Sacrifice			DAY 92
944	Normal			DAY 0-DAY 13
	Normal			DAY 16-DAY 18
	Normal			DAY 22-DAY 23
	Normal			DAY 30-DAY 34
	Normal			DAY 36-DAY 38
	Normal			DAY 40-DAY 58
	Normal			DAY 60
	Normal			DAY 70
	Normal			DAY 72-DAY 73
	Normal			DAY 77-DAY 86
	Normal			DAY 88-DAY 89
	Normal			DAY 92-DAY 95
	Normal			DAY 97-DAY 106
	Normal			DAY 108-DAY 181
	Rough Coat			DAY 14-DAY 15
	Rough Coat			DAY 19-DAY 21
	Rough Coat			DAY 24-DAY 29

THIRTEEN WEEK ORAL TOXICITY STUDY OF  
 WR 238605 WITH A THIRTEEN WEEK RECOVERY  
 PERIOD IN RATS

DRAFT

INDIVIDUAL OBSERVATIONS

STUDY: 098  
 DAY 0-DAY 183

GROUP: 4F  
 DOSE: 18.0 (mg/kg)

SEX: FEMALE

ANIMAL #	OBSERVATIONS	SEVERITY	LOC	TIME OCCURRED
	Rough Coat			DAY 35
	Rough Coat			DAY 39
	Rough Coat			DAY 59
	Rough Coat			DAY 61-DAY 69
	Rough Coat			DAY 71
	Rough Coat			DAY 74-DAY 76
	Rough Coat			DAY 87
	Rough Coat			DAY 90-DAY 91
	Rough Coat			DAY 96
	Scheduled Sacrifice			DAY 182
945	Normal			DAY 0-DAY 13
	Normal			DAY 15-DAY 18
	Normal			DAY 20-DAY 21
	Normal			DAY 23-DAY 25
	Normal			DAY 27-DAY 31
	Normal			DAY 33-DAY 35
	Normal			DAY 39-DAY 57
	Normal			DAY 59-DAY 61
	Normal			DAY 66
	Normal			DAY 68-DAY 72
	Normal			DAY 74-DAY 76
	Normal			DAY 80-DAY 86
	Normal			DAY 88
	Normal			DAY 90
	Rough Coat			DAY 14
	Rough Coat			DAY 19
	Rough Coat			DAY 22
	Rough Coat			DAY 26
	Rough Coat			DAY 32
	Rough Coat			DAY 36-DAY 38
	Rough Coat			DAY 58
	Rough Coat			DAY 62-DAY 65
	Rough Coat			DAY 67
	Rough Coat			DAY 73
	Rough Coat			DAY 77-DAY 79
	Rough Coat			DAY 87
	Rough Coat			DAY 89
	Scheduled Sacrifice			DAY 91

THIRTEEN WEEK ORAL TOXICITY STUDY OF  
 WR 238605 WITH A THIRTEEN WEEK RECOVERY  
 PERIOD IN RATS

DRAFT

INDIVIDUAL OBSERVATIONS

STUDY: 098  
 DAY 0-DAY 183

GROUP: 4F  
 DOSE: 18.0 (mg/kg)

SEX: FEMALE

ANIMAL #	OBSERVATIONS	SEVERITY	LOC	TIME OCCURRED
946	Normal			DAY 0-DAY 5
	Normal			DAY 7-DAY 15
	Normal			DAY 17-DAY 18
	Normal			DAY 22-DAY 25
	Normal			DAY 27
	Normal			DAY 29-DAY 30
	Normal			DAY 33-DAY 35
	Normal			DAY 37-DAY 41
	Normal			DAY 43
	Normal			DAY 45-DAY 51
	Normal			DAY 53-DAY 91
	Rough Coat			DAY 16
	Rough Coat			DAY 19-DAY 21
	Rough Coat			DAY 26
	Rough Coat			DAY 28
	Rough Coat			DAY 31-DAY 32
	Rough Coat			DAY 36
	Rough Coat			DAY 42
	Rough Coat			DAY 44
	Rough Coat			DAY 52
Scheduled Sacrifice			DAY 92	
947	Normal			DAY 0-DAY 12
	Normal			DAY 15-DAY 18
	Normal			DAY 20
	Normal			DAY 22-DAY 23
	Normal			DAY 26
	Normal			DAY 30
	Normal			DAY 33
	Normal			DAY 41-DAY 44
	Normal			DAY 46-DAY 47
	Normal			DAY 49-DAY 58
	Normal			DAY 60-DAY 66
	Normal			DAY 68-DAY 70
	Normal			DAY 73-DAY 75
	Normal			DAY 79
	Normal			DAY 86-DAY 88
Normal			DAY 90	

THIRTEEN WEEK ORAL TOXICITY STUDY OF  
 WR 238605 WITH A THIRTEEN WEEK RECOVERY  
 PERIOD IN RATS

DRAFT

INDIVIDUAL OBSERVATIONS

STUDY: 098  
 DAY 0-DAY 183

GROUP: 4F  
 DOSE: 18.0 (mg/kg)

SEX: FEMALE

ANIMAL #	OBSERVATIONS	SEVERITY	LOC	TIME OCCURRED
	Rough Coat			DAY 13-DAY 14
	Rough Coat			DAY 19
	Rough Coat			DAY 21
	Rough Coat			DAY 24-DAY 25
	Rough Coat			DAY 27-DAY 29
	Rough Coat			DAY 31-DAY 32
	Rough Coat			DAY 34-DAY 40
	Rough Coat			DAY 45
	Rough Coat			DAY 48
	Rough Coat			DAY 59
	Rough Coat			DAY 67
	Rough Coat			DAY 71-DAY 72
	Rough Coat			DAY 76-DAY 78
	Rough Coat			DAY 80-DAY 85
	Rough Coat			DAY 89
	Scheduled Sacrifice			DAY 91
948	Blue Ears			DAY 85
	Blue Ears			DAY 87-DAY 88
	Normal			DAY 0-DAY 13
	Normal			DAY 15-DAY 16
	Normal			DAY 21-DAY 22
	Normal			DAY 26
	Normal			DAY 30-DAY 32
	Normal			DAY 35
	Normal			DAY 39
	Normal			DAY 41
	Normal			DAY 43-DAY 68
	Normal			DAY 71-DAY 75
	Normal			DAY 77-DAY 82
	Normal			DAY 86
	Rough Coat			DAY 14
	Rough Coat			DAY 17-DAY 20
	Rough Coat			DAY 23-DAY 25
	Rough Coat			DAY 27-DAY 29
	Rough Coat			DAY 33-DAY 34
	Rough Coat			DAY 36-DAY 38
	Rough Coat			DAY 40

THIRTEEN WEEK ORAL TOXICITY STUDY OF  
 WR 238605 WITH A THIRTEEN WEEK RECOVERY  
 PERIOD IN RATS

DRAFT

INDIVIDUAL OBSERVATIONS

STUDY: 098  
 DAY 0-DAY 183

GROUP: 4F  
 DOSE: 18.0 (mg/kg)

SEX: FEMALE

ANIMAL #	OBSERVATIONS	SEVERITY	LOC	TIME OCCURRED
	Rough Coat			DAY 42
	Rough Coat			DAY 69-DAY 70
	Rough Coat			DAY 76
	Rough Coat			DAY 83-DAY 85
	Rough Coat			DAY 89-DAY 90
	Swollen Ears			DAY 88-DAY 90
	Scheduled Sacrifice			DAY 91
949	Normal			DAY 0-DAY 5
	Normal			DAY 7-DAY 16
	Normal			DAY 18
	Normal			DAY 22-DAY 27
	Normal			DAY 30-DAY 34
	Normal			DAY 39-DAY 41
	Normal			DAY 43-DAY 47
	Normal			DAY 49-DAY 50
	Normal			DAY 52-DAY 54
	Normal			DAY 56-DAY 68
	Normal			DAY 70-DAY 72
	Normal			DAY 74-DAY 79
	Normal			DAY 84-DAY 106
	Normal			DAY 108-DAY 181
	Rough Coat			DAY 17
	Rough Coat			DAY 19-DAY 21
	Rough Coat			DAY 28-DAY 29
	Rough Coat			DAY 35-DAY 38
	Rough Coat			DAY 42
	Rough Coat			DAY 48
	Rough Coat			DAY 51
	Rough Coat			DAY 55
	Rough Coat			DAY 69
	Rough Coat			DAY 73
	Rough Coat			DAY 80-DAY 83
	Scheduled Sacrifice			DAY 182
950	Normal			DAY 0-DAY 13
	Normal			DAY 16
	Normal			DAY 21

THIRTEEN WEEK ORAL TOXICITY STUDY OF  
 WR 238605 WITH A THIRTEEN WEEK RECOVERY  
 PERIOD IN RATS

DRAFT

INDIVIDUAL OBSERVATIONS

STUDY: 098  
 DAY 0-DAY 183

GROUP: 4F  
 DOSE: 18.0 (mg/kg)

SEX: FEMALE

ANIMAL #	OBSERVATIONS	SEVERITY	LOC	TIME OCCURRED
	Normal		DAY 24-DAY 25	
	Normal		DAY 29	
	Normal		DAY 31	
	Normal		DAY 34-DAY 35	
	Normal		DAY 40-DAY 43	
	Normal		DAY 45-DAY 50	
	Normal		DAY 52-DAY 56	
	Normal		DAY 58	
	Normal		DAY 60-DAY 65	
	Normal		DAY 67-DAY 69	
	Normal		DAY 72	
	Normal		DAY 74-DAY 75	
	Normal		DAY 78	
	Normal		DAY 80-DAY 89	
	Rough Coat		DAY 14-DAY 15	
	Rough Coat		DAY 17-DAY 20	
	Rough Coat		DAY 22-DAY 23	
	Rough Coat		DAY 26-DAY 28	
	Rough Coat		DAY 30	
	Rough Coat		DAY 32-DAY 33	
	Rough Coat		DAY 36-DAY 39	
	Rough Coat		DAY 44	
	Rough Coat		DAY 51	
	Rough Coat		DAY 57	
	Rough Coat		DAY 59	
	Rough Coat		DAY 66	
	Rough Coat		DAY 70-DAY 71	
	Rough Coat		DAY 73	
	Rough Coat		DAY 76-DAY 77	
	Rough Coat		DAY 79	
	Rough Coat		DAY 90	
	Scheduled Sacrifice		DAY 91	
951	Normal		DAY 0-DAY 20	
	Normal		DAY 23-DAY 35	
	Normal		DAY 37-DAY 90	
	Rough Coat		DAY 21-DAY 22	
	Rough Coat		DAY 36	
	Scheduled Sacrifice		DAY 91	

THIRTEEN WEEK ORAL TOXICITY STUDY OF  
 WR 238605 WITH A THIRTEEN WEEK RECOVERY  
 PERIOD IN RATS

DRAFT

INDIVIDUAL OBSERVATIONS

STUDY: 098  
 DAY 0-DAY 183

GROUP: 4F  
 DOSE: 18.0 (mg/kg)

SEX: FEMALE

ANIMAL #	OBSERVATIONS	SEVERITY	LOC	TIME OCCURRED
952	Normal			DAY 0-DAY 5
	Normal			DAY 7-DAY 15
	Normal			DAY 18
	Normal			DAY 20
	Normal			DAY 23-DAY 25
	Normal			DAY 27
	Normal			DAY 29-DAY 36
	Normal			DAY 39-DAY 56
	Normal			DAY 58
	Normal			DAY 60-DAY 85
	Normal			DAY 89-DAY 90
	Rough Coat			DAY 16-DAY 17
	Rough Coat			DAY 19
	Rough Coat			DAY 21-DAY 22
	Rough Coat			DAY 26
	Rough Coat			DAY 28
	Rough Coat			DAY 37-DAY 38
	Rough Coat			DAY 57
	Rough Coat			DAY 59
	Rough Coat			DAY 86-DAY 88
Scheduled Sacrifice			DAY 91	
953	Normal			DAY 0-DAY 13
	Normal			DAY 15
	Normal			DAY 22
	Normal			DAY 24-DAY 26
	Normal			DAY 31-DAY 36
	Normal			DAY 41-DAY 44
	Normal			DAY 46-DAY 61
	Normal			DAY 65-DAY 74
	Normal			DAY 76-DAY 79
	Normal			DAY 81-DAY 82
	Normal			DAY 84-DAY 85
	Normal			DAY 88-DAY 89
	Normal			DAY 91-DAY 93
	Normal			DAY 95-DAY 106
	Rough Coat			DAY 108-DAY 182
			DAY 14	

THIRTEEN WEEK ORAL TOXICITY STUDY OF  
 WR 238605 WITH A THIRTEEN WEEK RECOVERY  
 PERIOD IN RATS

DRAFT

INDIVIDUAL OBSERVATIONS

STUDY: 098  
 DAY 0-DAY 183

GROUP: 4F  
 DOSE: 18.0(mg/kg)

SEX: FEMALE

ANIMAL #	OBSERVATIONS	SEVERITY	LOC	TIME OCCURRED
	Rough Coat			DAY 16-DAY 21
	Rough Coat			DAY 23
	Rough Coat			DAY 27-DAY 30
	Rough Coat			DAY 37-DAY 40
	Rough Coat			DAY 45
	Rough Coat			DAY 62-DAY 64
	Rough Coat			DAY 75
	Rough Coat			DAY 80
	Rough Coat			DAY 83
	Rough Coat			DAY 86-DAY 87
	Rough Coat			DAY 90
	Rough Coat			DAY 94
	Scheduled Sacrifice			DAY 183
954	Normal			DAY 0-DAY 11
	Normal			DAY 15-DAY 16
	Normal			DAY 21-DAY 26
	Normal			DAY 35-DAY 44
	Normal			DAY 46-DAY 53
	Normal			DAY 57-DAY 58
	Normal			DAY 60-DAY 70
	Normal			DAY 74-DAY 76
	Normal			DAY 78-DAY 82
	Normal			DAY 86-DAY 87
	Normal			DAY 92-DAY 106
	Normal			DAY 108-DAY 182
	Rough Coat			DAY 12-DAY 14
	Rough Coat			DAY 17-DAY 20
	Rough Coat			DAY 27-DAY 34
	Rough Coat			DAY 45
	Rough Coat			DAY 54-DAY 56
	Rough Coat			DAY 59
	Rough Coat			DAY 71-DAY 73
	Rough Coat			DAY 77
	Rough Coat			DAY 83-DAY 85
	Rough Coat			DAY 88-DAY 91
	Scheduled Sacrifice			DAY 183

THIRTEEN WEEK ORAL TOXICITY STUDY OF  
 WR 238605 WITH A THIRTEEN WEEK RECOVERY  
 PERIOD IN RATS

DRAFT

INDIVIDUAL OBSERVATIONS

STUDY: 098  
 DAY 0-DAY 183

GROUP: 4F  
 DOSE: 18.0 (mg/kg)

SEX: FEMALE

ANIMAL #	OBSERVATIONS	SEVERITY	LOC	TIME OCCURRED
955	Normal			DAY 0-DAY 18
	Normal			DAY 21-DAY 26
	Normal			DAY 29
	Normal			DAY 31
	Normal			DAY 33
	Normal			DAY 36-DAY 38
	Normal			DAY 40-DAY 59
	Normal			DAY 63-DAY 72
	Normal			DAY 74-DAY 90
	Rough Coat			DAY 19-DAY 20
	Rough Coat			DAY 27-DAY 28
	Rough Coat			DAY 30
	Rough Coat			DAY 32
	Rough Coat			DAY 34-DAY 35
	Rough Coat			DAY 39
	Rough Coat			DAY 60-DAY 62
	Rough Coat			DAY 73
	Scheduled Sacrifice			DAY 91
	956	Accidental Death		
Normal				DAY 0-DAY 5
Normal				DAY 7-DAY 14
Normal				DAY 16-DAY 18
Normal				DAY 26
Normal				DAY 30-DAY 31
Normal				DAY 33
Normal				DAY 35-DAY 85
Normal				DAY 87-DAY 89
Normal				DAY 91-DAY 92
Normal				DAY 94-DAY 106
Normal				DAY 108-DAY 109
Rough Coat				DAY 15
Rough Coat				DAY 19-DAY 25
Rough Coat				DAY 27-DAY 29
Rough Coat				DAY 32
Rough Coat				DAY 34
Rough Coat			DAY 86	
Rough Coat			DAY 90	
Rough Coat			DAY 93	

THIRTEEN WEEK ORAL TOXICITY STUDY OF  
 WR 238605 WITH A THIRTEEN WEEK RECOVERY  
 PERIOD IN RATS

DRAFT

INDIVIDUAL OBSERVATIONS

STUDY: 098  
 DAY 0-DAY 183

GROUP: 4F  
 DOSE: 18.0(mg/kg)

SEX: FEMALE

ANIMAL #	OBSERVATIONS	SEVERITY	LOC	TIME OCCURRED
957	Normal			DAY 0-DAY 18
	Normal			DAY 21-DAY 22
	Normal			DAY 26-DAY 27
	Normal			DAY 29-DAY 36
	Normal			DAY 39-DAY 40
	Normal			DAY 42-DAY 43
	Normal			DAY 45-DAY 82
	Normal			DAY 84-DAY 90
	Normal			DAY 92-DAY 106
	Normal			DAY 108-DAY 182
	Rough Coat			DAY 19-DAY 20
	Rough Coat			DAY 23-DAY 25
	Rough Coat			DAY 28
	Rough Coat			DAY 37-DAY 38
	Rough Coat			DAY 41
	Rough Coat			DAY 44
	Rough Coat			DAY 83
Rough Coat			DAY 91	
Scheduled Sacrifice			DAY 183	
958	Normal			DAY 0-DAY 13
	Normal			DAY 15-DAY 16
	Normal			DAY 18
	Normal			DAY 21-DAY 26
	Normal			DAY 29-DAY 32
	Normal			DAY 36-DAY 39
	Normal			DAY 43-DAY 44
	Normal			DAY 46-DAY 51
	Normal			DAY 53-DAY 56
	Normal			DAY 59-DAY 60
	Normal			DAY 64
	Normal			DAY 67-DAY 68
	Normal			DAY 71
	Normal			DAY 74-DAY 83
	Normal			DAY 85
	Normal			DAY 88-DAY 91
	Rough Coat			DAY 14
Rough Coat			DAY 17	

THIRTEEN WEEK ORAL TOXICITY STUDY OF  
 WR 238605 WITH A THIRTEEN WEEK RECOVERY  
 PERIOD IN RATS

DRAFT

INDIVIDUAL OBSERVATIONS

STUDY: 098  
 DAY 0-DAY 183

GROUP: 4F  
 DOSE: 18.0 (mg/kg)

SEX: FEMALE

ANIMAL #	OBSERVATIONS	SEVERITY	LOC	TIME OCCURRED
	Rough Coat		DAY	19-DAY 20
	Rough Coat		DAY	27-DAY 28
	Rough Coat		DAY	33-DAY 35
	Rough Coat		DAY	40-DAY 42
	Rough Coat		DAY	45
	Rough Coat		DAY	52
	Rough Coat		DAY	57-DAY 58
	Rough Coat		DAY	61-DAY 63
	Rough Coat		DAY	65-DAY 66
	Rough Coat		DAY	69-DAY 70
	Rough Coat		DAY	72-DAY 73
	Rough Coat		DAY	84
	Rough Coat		DAY	86-DAY 87
	Scheduled Sacrifice		DAY	92
959	Normal		DAY	0-DAY 14
	Normal		DAY	17-DAY 18
	Normal		DAY	21-DAY 26
	Normal		DAY	29-DAY 33
	Normal		DAY	36-DAY 82
	Normal		DAY	85-DAY 93
	Normal		DAY	95-DAY 100
	Normal		DAY	102
	Normal		DAY	104-DAY 106
	Normal		DAY	108-DAY 109
	Normal		DAY	112-DAY 182
	Rough Coat		DAY	15-DAY 16
	Rough Coat		DAY	19-DAY 20
	Rough Coat		DAY	27-DAY 28
	Rough Coat		DAY	34-DAY 35
	Rough Coat		DAY	83-DAY 84
	Rough Coat		DAY	94
	Rough Coat		DAY	101
	Rough Coat		DAY	103
	Rough Coat		DAY	110-DAY 111
	Scheduled Sacrifice		DAY	183
960	Normal		DAY	0-DAY 11

THIRTEEN WEEK ORAL TOXICITY STUDY OF  
 WR 238605 WITH A THIRTEEN WEEK RECOVERY  
 PERIOD IN RATS

DRAFT

INDIVIDUAL OBSERVATIONS

STUDY: 098  
 DAY 0-DAY 183

GROUP: 4F  
 DOSE: 18.0 (mg/kg)

SEX: FEMALE

ANIMAL #	OBSERVATIONS	SEVERITY	LOC	TIME OCCURRED
	Normal		DAY	15-DAY 17
	Normal		DAY	23
	Normal		DAY	26
	Normal		DAY	33-DAY 35
	Normal		DAY	39
	Normal		DAY	41-DAY 61
	Normal		DAY	63-DAY 69
	Normal		DAY	71-DAY 77
	Normal		DAY	79-DAY 86
	Normal		DAY	88-DAY 89
	Normal		DAY	91
	Normal		DAY	93-DAY 106
	Normal		DAY	108-DAY 182
	Rough Coat		DAY	12-DAY 14
	Rough Coat		DAY	18-DAY 22
	Rough Coat		DAY	24-DAY 25
	Rough Coat		DAY	27-DAY 32
	Rough Coat		DAY	36-DAY 38
	Rough Coat		DAY	40
	Rough Coat		DAY	62
	Rough Coat		DAY	70
	Rough Coat		DAY	78
	Rough Coat		DAY	87
	Rough Coat		DAY	90
	Rough Coat		DAY	92
	Scheduled Sacrifice		DAY	183

THIRTEEN WEEK ORAL TOXICITY STUDY OF  
 WR 238605 WITH A THIRTEEN WEEK RECOVERY  
 PERIOD IN RATS

DRAFT

SUMMARY OF OBSERVATION INCIDENCE

STUDY: 098

SEX: MALE

PERIOD	DOSE:(mg/kg) GROUP:	0	0.5	6.0	18.0
		1M	2M	3M	4M
DAY 0					
No. Observed		20	20	20	20
Normal		20 100%	20 100%	20 100%	20 100%
DAY 1					
No. Observed		20	20	20	20
Normal		20 100%	20 100%	20 100%	20 100%
DAY 2					
No. Observed		20	20	20	20
Normal		20 100%	20 100%	20 100%	20 100%
DAY 3					
No. Observed		20	20	20	20
Normal		20 100%	20 100%	20 100%	20 100%
DAY 4					
No. Observed		20	20	20	20
Normal		20 100%	20 100%	20 100%	20 100%
DAY 5					
No. Observed		20	20	20	20
Normal		20 100%	20 100%	20 100%	20 100%
DAY 6					
No. Observed		20	20	20	20
Normal		20 100%	20 100%	20 100%	20 100%
DAY 7					
No. Observed		20	20	20	20
Normal		20 100%	20 100%	20 100%	19 95%
Rough Coat		0	0	0	1 5%
DAY 8					
No. Observed		19	20	20	20
Normal		19 100%	20 100%	20 100%	18 90%
Rough Coat		0	0	0	1 5%
Dyspnea					
SEV					
1		0	0	0	1 5%

Severity Codes

<u>Severity No.</u>	<u>Description</u>
1	Slight
2	Moderate
3	Severe

THIRTEEN WEEK ORAL TOXICITY STUDY OF  
 WR 238605 WITH A THIRTEEN WEEK RECOVERY  
 PERIOD IN RATS

DRAFT

SUMMARY OF OBSERVATION INCIDENCE

STUDY: 098

SEX: MALE

PERIOD	DOSE:(mg/kg) GROUP:	0	0.5	6.0	18.0
		1M	2M	3M	4M
DAY 9					
No. Observed		20	20	20	20
Animal Found Dead		0	0	0	1 5%
Normal		20 100%	20 100%	20 100%	17 85%
Rough Coat		0	0	0	2 10%
DAY 10					
No. Observed		20	20	19	19
Normal		20 100%	20 100%	19 100%	16 84%
Dark Material Around Nose					
SEV					
2		0	0	0	1 5%
Rough Coat		0	0	0	3 15%
Dark Material Around Mouth		0	0	0	1 5%
Dyspnea					
SEV					
1		0	0	0	1 5%
DAY 11					
No. Observed		20	20	20	19
Animal Found Dead		0	0	0	1 5%
Normal		20 100%	20 100%	20 100%	13 68%
Dark Material Around Nose					
SEV					
1		0	0	0	1 5%
Rough Coat		0	0	0	5 26%
Dark Material Around Mouth		0	0	0	1 5%
Hunched Posture		0	0	0	1 5%
DAY 12					
No. Observed		20	20	20	18
Accidental Death		0	0	0	1 5%
Normal		20 100%	20 100%	20 100%	11 61%
Emaciated					
SEV					
1		0	0	0	1 6%
Rough Coat		0	0	0	6 33%
Hunched Posture		0	0	0	1 5%
DAY 13					

Severity Codes

<u>Severity No.</u>	<u>Description</u>
1	Slight
2	Moderate
3	Severe

THIRTEEN WEEK ORAL TOXICITY STUDY OF  
 WR 238605 WITH A THIRTEEN WEEK RECOVERY  
 PERIOD IN RATS

DRAFT

SUMMARY OF OBSERVATION INCIDENCE

STUDY: 098

SEX: MALE

PERIOD	DOSE:(mg/kg) GROUP:	0		0.5		6.0		18.0	
		1M		2M		3M		4M	
No. Observed		20		20		20		17	
Animal Found Dead		0		0		0		1	5%
Normal		19	95%	20	100%	18	90%	10	58%
Dark Material Around Eyes									
SEV									
1		1	5%	0		1	5%	0	
2		0		0		1	5%	0	
Rough Coat		0		0		0		6	35%
DAY 14									
No. Observed		20		20		20		16	
Normal		20	100%	20	100%	19	95%	9	56%
Dark Material Around Eyes									
SEV									
1		0		0		1	5%	0	
Rough Coat		0		0		0		7	43%
DAY 15									
No. Observed		20		20		20		16	
Normal		20	100%	20	100%	20	100%	9	56%
Rough Coat		0		0		0		7	43%
DAY 16									
No. Observed		20		20		20		16	
Normal		20	100%	20	100%	20	100%	5	31%
Rough Coat		0		0		0		11	68%
DAY 17									
No. Observed		20		20		20		16	
Normal		20	100%	20	100%	20	100%	10	62%
Rough Coat		0		0		0		6	37%
DAY 18									
No. Observed		20		20		20		16	
Normal		20	100%	20	100%	20	100%	10	62%
Rough Coat		0		0		0		6	37%
DAY 19									
No. Observed		20		20		20		16	
Normal		20	100%	20	100%	19	95%	11	68%
Rough Coat		0		0		0		5	31%

Severity Codes

<u>Severity No.</u>	<u>Description</u>
1	Slight
2	Moderate
3	Severe

THIRTEEN WEEK ORAL TOXICITY STUDY OF  
 WR 238605 WITH A THIRTEEN WEEK RECOVERY  
 PERIOD IN RATS

DRAFT

SUMMARY OF OBSERVATION INCIDENCE

STUDY: 098

SEX: MALE

PERIOD	DOSE:(mg/kg) GROUP:	0		0.5		6.0		18.0	
		1M		2M		3M		4M	
Dry Right Eye		0		0		1	5%	0	
DAY 20									
No. Observed		20		20		20		16	
Normal		20	100%	20	100%	19	95%	3	18%
Rough Coat		0		0		0		13	81%
Dry Right Eye		0		0		1	5%	0	
DAY 21									
No. Observed		20		20		20		16	
Normal		20	100%	20	100%	19	95%	8	50%
Rough Coat		0		0		0		8	50%
Dry Right Eye		0		0		1	5%	0	
DAY 22									
No. Observed		20		20		20		16	
Normal		20	100%	20	100%	19	95%	10	62%
Rough Coat		0		0		0		6	37%
Dry Right Eye		0		0		1	5%	0	
DAY 23									
No. Observed		20		20		20		16	
Normal		20	100%	20	100%	19	95%	10	62%
Rough Coat		0		0		0		6	37%
Dry Right Eye		0		0		1	5%	0	
DAY 24									
No. Observed		20		20		20		16	
Normal		20	100%	20	100%	19	95%	7	43%
Rough Coat		0		0		0		9	56%
Dry Right Eye		0		0		1	5%	0	
DAY 25									
No. Observed		20		20		20		16	
Normal		20	100%	20	100%	19	95%	7	43%
Corneal Opacity SEV									
1		0		0		1	5%	0	
Rough Coat		0		0		0		9	56%
DAY 26									

Severity Codes

<u>Severity No.</u>	<u>Description</u>
1	Slight
2	Moderate
3	Severe

THIRTEEN WEEK ORAL TOXICITY STUDY OF  
 WR 238605 WITH A THIRTEEN WEEK RECOVERY  
 PERIOD IN RATS

DRAFT

SUMMARY OF OBSERVATION INCIDENCE

STUDY: 098

SEX: MALE

PERIOD	DOSE:(mg/kg) GROUP:	0		0.5		6.0		18.0		
		1M		2M		3M		4M		
No. Observed		20		20		20		16		
Normal		20	100%	20	100%	19	95%	3	18%	
Corneal Opacity										
SEV										
1		0		0		1	5%	0		
Rough Coat		0		0		0		13	81%	
DAY 27										
No. Observed		20		20		20		16		
Normal		20	100%	20	100%	19	95%	0		
Corneal Opacity										
SEV										
1		0		0		1	5%	0		
Dark Material Around Eyes										
SEV										
1		0		0		0		1	6%	
Dark Material Around Nose										
SEV										
1		0		0		0		1	6%	
Rough Coat		0		0		0		16	100%	
DAY 28										
No. Observed		20		20		20		16		
Normal		20	100%	20	100%	19	95%	3	18%	
Corneal Opacity										
SEV										
1		0		0		1	5%	0		
Rough Coat		0		0		0		13	81%	
DAY 29										
No. Observed		20		20		20		16		
Normal		20	100%	20	100%	20	100%	0		
Rough Coat		0		0		0		16	100%	
DAY 30										
No. Observed		20		20		20		16		
Normal		20	100%	20	100%	20	100%	9	56%	
Rough Coat		0		0		0		7	43%	
DAY 31										
No. Observed		20		20		20		16		

Severity Codes

<u>Severity No.</u>	<u>Description</u>
1	Slight
2	Moderate
3	Severe

THIRTEEN WEEK ORAL TOXICITY STUDY OF  
 WR 238605 WITH A THIRTEEN WEEK RECOVERY  
 PERIOD IN RATS

DRAFT

SUMMARY OF OBSERVATION INCIDENCE

STUDY: 098

SEX: MALE

PERIOD	OOSE:(mg/kg) GROUP:	0		0.5		6.0		18.0		
		1M		2M		3M		4M		
Normal		20	100%	20	100%	20	100%	9	56%	
Rough Coat		0		0		0		7	43%	
OAY 32										
No. Observed		20		20		20		16		
Normal		20	100%	20	100%	19	95%	4	25%	
Rough Coat		0		0		1	5%	12	75%	
OAY 33										
No. Observed		20		20		20		16		
Normal		20	100%	20	100%	20	100%	3	18%	
Rough Coat		0		0		0		13	81%	
OAY 34										
No. Observed		20		20		20		16		
Normal		20	100%	20	100%	20	100%	1	6%	
Rough Coat		0		0		0		15	93%	
DAY 35										
No. Observed		20		20		20		16		
Normal		20	100%	20	100%	20	100%	4	25%	
Rough Coat		0		0		0		12	75%	
OAY 36										
No. Observed		20		20		20		16		
Normal		20	100%	20	100%	20	100%	2	12%	
Rough Coat		0		0		0		14	87%	
DAY 37										
No. Observed		20		20		20		16		
Normal		20	100%	20	100%	18	90%	5	31%	
Rough Coat		0		0		2	10%	11	68%	
OAY 38										
No. Observed		20		20		20		16		
Normal		20	100%	20	100%	18	90%	5	31%	
Rough Coat		0		0		2	10%	11	68%	
OAY 39										
No. Observed		20		20		20		16		
Normal		20	100%	20	100%	20	100%	7	43%	

THIRTEEN WEEK ORAL TOXICITY STUDY OF  
 WR 238605 WITH A THIRTEEN WEEK RECOVERY  
 PERIOD IN RATS

DRAFT

SUMMARY OF OBSERVATION INCIDENCE

STUDY: 098

SEX: MALE

PERIOD	DOSE:(mg/kg) GROUP:	0 1M	0.5 2M	6.0 3M	18.0 4M
Rough Coat		0	0	0	9 56%
DAY 40					
No. Observed		20	20	20	16
Normal		20 100%	20 100%	20 100%	7 43%
Rough Coat		0	0	0	9 56%
DAY 41					
No. Observed		20	20	20	16
Normal		20 100%	20 100%	20 100%	3 18%
Rough Coat		0	0	0	13 81%
DAY 42					
No. Observed		20	20	20	16
Normal		20 100%	20 100%	20 100%	3 18%
Rough Coat		0	0	0	13 81%
DAY 43					
No. Observed		20	20	20	16
Normal		20 100%	20 100%	20 100%	7 43%
Rough Coat		0	0	0	9 56%
DAY 44					
No. Observed		20	20	20	16
Normal		20 100%	20 100%	16 80%	6 37%
Rough Coat		0	0	4 20%	10 62%
DAY 45					
No. Observed		20	20	20	16
Normal		20 100%	20 100%	14 70%	6 37%
Rough Coat		0	0	6 30%	10 62%
DAY 46					
No. Observed		20	20	20	16
Normal		20 100%	20 100%	20 100%	14 87%
Rough Coat		0	0	0	2 12%
DAY 47					
No. Observed		20	20	20	16
Normal		20 100%	20 100%	17 85%	12 75%
Rough Coat		0	0	3 15%	4 25%

THIRTEEN WEEK ORAL TOXICITY STUDY OF  
 WR 238605 WITH A THIRTEEN WEEK RECOVERY  
 PERIOD IN RATS

DRAFT

SUMMARY OF OBSERVATION INCIDENCE

STUDY: 098

SEX: MALE

PERIOD	DOSE: (mg/kg) GROUP:	0	0.5	6.0	18.0
		1M	2M	3M	4M
DAY 48					
No. Observed		20	20	20	16
Normal		20 100%	20 100%	19 95%	10 62%
Rough Coat		0	0	1 5%	6 37%
DAY 49					
No. Observed		20	20	20	16
Normal		20 100%	20 100%	18 90%	10 62%
Rough Coat		0	0	2 10%	7 43%
DAY 50					
No. Observed		20	20	20	16
Normal		20 100%	20 100%	20 100%	13 81%
Rough Coat		0	0	0	3 18%
DAY 51					
No. Observed		20	20	20	16
Normal		20 100%	20 100%	15 75%	8 50%
Rough Coat		0	0	5 25%	8 50%
DAY 52					
No. Observed		20	20	20	16
Normal		20 100%	20 100%	15 75%	7 43%
Rough Coat		0	0	5 25%	9 56%
DAY 53					
No. Observed		20	20	20	16
Normal		20 100%	20 100%	19 95%	13 81%
Rough Coat		0	0	1 5%	3 18%
DAY 54					
No. Observed		20	20	20	16
Normal		20 100%	20 100%	18 90%	10 62%
Dark Material Around Eyes					
SEV					
1		0	0	1 5%	0
Rough Coat		0	0	1 5%	6 37%
DAY 55					
No. Observed		20	20	20	16

Severity Codes

<u>Severity No.</u>	<u>Description</u>
1	Slight
2	Moderate
3	Severe

THIRTEEN WEEK ORAL TOXICITY STUDY OF  
 WR 238605 WITH A THIRTEEN WEEK RECOVERY  
 PERIOD IN RATS

DRAFT

SUMMARY OF OBSERVATION INCIDENCE

STUDY: 098

SEX: MALE

PERIOD	DOSE:(mg/kg) GROUP:	0 1M	0.5 2M	6.0 3M	18.0 4M
Accidental Death		0	0	0	1 6%
Normal		20 100%	20 100%	19 95%	8 50%
Rough Coat		0	0	1 5%	7 43%
DAY 56					
No. Observed		20	20	20	15
Normal		20 100%	20 100%	20 100%	12 80%
Rough Coat		0	0	0	3 20%
DAY 57					
No. Observed		20	20	20	15
Normal		20 100%	20 100%	19 95%	9 60%
Rough Coat		0	0	1 5%	6 40%
DAY 58					
No. Observed		20	20	20	15
Normal		20 100%	20 100%	19 95%	7 46%
Rough Coat		0	0	1 5%	8 53%
DAY 59					
No. Observed		20	20	20	15
Normal		20 100%	20 100%	19 95%	6 40%
Rough Coat		0	0	1 5%	9 60%
DAY 60					
No. Observed		20	20	20	15
Normal		20 100%	20 100%	20 100%	11 73%
Rough Coat		0	0	0	4 26%
DAY 61					
No. Observed		20	20	20	15
Normal		20 100%	20 100%	20 100%	8 53%
Rough Coat		0	0	0	7 46%
DAY 62					
No. Observed		20	20	20	15
Normal		20 100%	20 100%	20 100%	8 53%
Rough Coat		0	0	0	7 46%
DAY 63					
No. Observed		20	20	20	15

THIRTEEN WEEK ORAL TOXICITY STUDY OF  
 WR 238605 WITH A THIRTEEN WEEK RECOVERY  
 PERIOD IN RATS

DRAFT

SUMMARY OF OBSERVATION INCIDENCE

STUDY: 098

SEX: MALE

PERIOD	DOSE:(mg/kg) GROUP:	0		0.5		6.0		18.0		
		1M		2M		3M		4M		
Normal		20	100%	20	100%	20	100%	10	66%	
Rough Coat		0		0		0		5	33%	
DAY 64										
No. Observed		20		20		20		15		
Normal		20	100%	20	100%	20	100%	12	80%	
Rough Coat		0		0		0		3	20%	
DAY 65										
No. Observed		20		20		20		15		
Normal		20	100%	20	100%	20	100%	8	53%	
Rough Coat		0		0		0		7	46%	
DAY 66										
No. Observed		20		20		20		15		
Normal		20	100%	20	100%	20	100%	8	53%	
Rough Coat		0		0		0		7	46%	
DAY 67										
No. Observed		20		20		20		15		
Normal		20	100%	20	100%	20	100%	12	80%	
Rough Coat		0		0		0		3	20%	
DAY 68										
No. Observed		20		20		20		15		
Normal		20	100%	20	100%	17	85%	11	73%	
Rough Coat		0		0		3	15%	4	26%	
DAY 69										
No. Observed		20		20		20		15		
Normal		20	100%	20	100%	19	95%	11	73%	
Rough Coat		0		0		1	5%	4	26%	
DAY 70										
No. Observed		20		20		20		15		
Normal		20	100%	20	100%	20	100%	14	93%	
Rough Coat		0		0		0		1	6%	
DAY 71										
No. Observed		20		20		20		15		
Normal		20	100%	20	100%	20	100%	12	80%	

THIRTEEN WEEK ORAL TOXICITY STUDY OF  
 WR 238605 WITH A THIRTEEN WEEK RECOVERY  
 PERIOD IN RATS

D R A F T

SUMMARY OF OBSERVATION INCIDENCE

STUDY: 098

SEX: MALE

PERIOD	DOSE:(mg/kg) GROUP:	0		0.5		6.0		18.0	
		1M		2M		3M		4M	
Rough Coat		0		0		0		3	20%
DAY 72									
No. Observed		20		20		20		15	
Normal		20 100%		20 100%		20 100%		9 60%	
Rough Coat		0		0		0		6 40%	
DAY 73									
No. Observed		20		20		20		15	
Normal		20 100%		20 100%		20 100%		7 46%	
Dark Material Around Nose									
SEV									
1		0		0		0		1 7%	
Rough Coat		0		0		0		7 46%	
DAY 74									
No. Observed		20		20		20		15	
Normal		20 100%		20 100%		20 100%		10 66%	
Rough Coat		0		0		0		5 33%	
DAY 75									
No. Observed		20		20		20		15	
Normal		20 100%		20 100%		20 100%		11 73%	
Rough Coat		0		0		0		4 26%	
DAY 76									
No. Observed		20		20		20		15	
Normal		20 100%		20 100%		20 100%		12 80%	
Rough Coat		0		0		0		3 20%	
DAY 77									
No. Observed		20		20		20		15	
Normal		20 100%		20 100%		20 100%		12 80%	
Rough Coat		0		0		0		3 20%	
DAY 78									
No. Observed		20		20		20		15	
Normal		20 100%		20 100%		20 100%		11 73%	
Rough Coat		0		0		0		4 26%	
DAY 79									

Severity Codes

<u>Severity No.</u>	<u>Description</u>
1	Slight
2	Moderate
3	Severe

THIRTEEN WEEK ORAL TOXICITY STUDY OF  
 WR 238605 WITH A THIRTEEN WEEK RECOVERY  
 PERIOD IN RATS

D R A F T

SUMMARY OF OBSERVATION INCIDENCE -

STUDY: 098

SEX: MALE

PERIOD	DOSE: (mg/kg) GROUP:	0 1M	0.5 2M	6.0 3M	18.0 4M
No. Observed		20	20	20	15
Normal		20 100%	20 100%	20 100%	10 66%
Rough Coat		0	0	0	5 33%
DAY 80					
No. Observed		20	20	20	15
Normal		20 100%	20 100%	20 100%	9 60%
Rough Coat		0	0	0	6 40%
DAY 81					
No. Observed		20	20	20	15
Normal		20 100%	20 100%	20 100%	11 73%
Rough Coat		0	0	0	4 26%
DAY 82					
No. Observed		20	20	20	15
Normal		20 100%	20 100%	20 100%	12 80%
Rough Coat		0	0	0	3 20%
DAY 83					
No. Observed		20	20	20	15
Normal		20 100%	20 100%	20 100%	10 66%
Rough Coat		0	0	0	5 33%
DAY 84					
No. Observed		20	20	20	15
Normal		20 100%	20 100%	20 100%	12 80%
Rough Coat		0	0	0	3 20%
DAY 85					
No. Observed		20	20	20	15
Normal		20 100%	20 100%	20 100%	15 100%
DAY 86					
No. Observed		20	20	20	15
Normal		20 100%	20 100%	20 100%	7 46%
Rough Coat		0	0	0	8 53%
DAY 87					
No. Observed		20	20	20	15
Normal		20 100%	20 100%	20 100%	9 60%

THIRTEEN WEEK ORAL TOXICITY STUDY OF  
 WR 238605 WITH A THIRTEEN WEEK RECOVERY  
 PERIOD IN RATS

DRAFT

SUMMARY OF OBSERVATION INCIDENCE

STUDY: 098

SEX: MALE

PERIOD	DOSE:(mg/kg) GROUP:	0		0.5		6.0		18.0	
		1M		2M		3M		4M	
Rough Coat		0		0		0		6	40%
DAY 88									
No. Observed		20		20		20		15	
Normal		20	100%	20	100%	20	100%	13	86%
Rough Coat		0		0		0		2	13%
DAY 89									
No. Observed		20		20		20		15	
Normal		20	100%	18	90%	20	100%	9	60%
Dark Material Around Eyes									
SEV									
1		0		1	5%	0		0	
Rough Coat		0		0		0		6	40%
Left Eye Dark Red		0		1	5%	0		0	
DAY 90									
No. Observed		20		20		20		15	
Normal		20	100%	19	95%	20	100%	10	66%
Rough Coat		0		0		0		5	33%
Left Eye Dark Red		0		1	5%	0		0	

Severity Codes

<u>Severity No.</u>	<u>Description</u>
1	Slight
2	Moderate
3	Severe

THIRTEEN WEEK ORAL TOXICITY STUDY OF  
 WR 238605 WITH A THIRTEEN WEEK RECOVERY  
 PERIOD IN RATS

DRAFT

SUMMARY OF OBSERVATION INCIDENCE

STUDY: 098

SEX: MALE

PERIOD	DOSE:(mg/kg) GROUP:	0		0.5		6.0		18.0	
		1M		2M		3M		4M	
DAY 91									
No. Observed		20		20		20		15	
Scheduled Sacrifice		4 20%		5 25%		5 25%		3 20%	
Normal		16 80%		15 75%		15 75%		5 33%	
Rough Coat		0		0		0		7 46%	
DAY 92									
No. Observed		16		15		15		12	
Scheduled Sacrifice		6 37%		5 33%		5 33%		2 16%	
Normal		10 62%		10 66%		10 66%		7 58%	
Rough Coat		0		0		0		3 25%	
DAY 93									
No. Observed		10		10		10		10	
Normal		10 100%		10 100%		10 100%		7 70%	
Rough Coat		0		0		0		3 30%	
DAY 94									
No. Observed		10		10		10		10	
Normal		10 100%		10 100%		10 100%		5 50%	
Rough Coat		0		0		0		5 50%	
DAY 95									
No. Observed		10		10		10		10	
Normal		10 100%		10 100%		10 100%		8 80%	
Rough Coat		0		0		0		2 20%	
DAY 96									
No. Observed		10		10		10		10	
Normal		10 100%		10 100%		10 100%		9 90%	
Rough Coat		0		0		0		1 10%	
DAY 97									
No. Observed		10		10		10		10	
Normal		10 100%		10 100%		10 100%		9 90%	
Rough Coat		0		0		0		1 10%	
DAY 98									
No. Observed		10		10		10		10	
Normal		10 100%		10 100%		10 100%		9 90%	

THIRTEEN WEEK ORAL TOXICITY STUDY OF  
 WR 238605 WITH A THIRTEEN WEEK RECOVERY  
 PERIOD IN RATS

DRAFT

SUMMARY OF OBSERVATION INCIDENCE

STUDY: 098

SEX: MALE

PERIOD	DOSE:(mg/kg) GROUP:	0 1M	0.5 2M	6.0 3M	18.0 4M
Rough Coat		0	0	0	1 10%
DAY 99					
No. Observed		10	10	10	10
Normal		10 100%	10 100%	10 100%	9 90%
Rough Coat		0	0	0	1 10%
DAY 100					
No. Observed		10	10	10	10
Normal		10 100%	10 100%	10 100%	8 80%
Rough Coat		0	0	0	2 20%
DAY 101					
No. Observed		10	10	10	10
Normal		10 100%	10 100%	10 100%	8 80%
Rough Coat		0	0	0	2 20%
DAY 102					
No. Observed		10	10	10	10
Normal		10 100%	10 100%	10 100%	10 100%
DAY 103					
No. Observed		10	10	10	10
Normal		10 100%	10 100%	10 100%	9 90%
Rough Coat		0	0	0	1 10%
DAY 104					
No. Observed		10	10	10	10
Normal		10 100%	10 100%	10 100%	9 90%
Rough Coat		0	0	0	1 10%
DAY 105					
No. Observed		10	10	10	10
Normal		10 100%	10 100%	10 100%	10 100%
DAY 106					
No. Observed		10	10	10	10
Normal		10 100%	10 100%	10 100%	8 80%
Rough Coat		0	0	0	2 20%
DAY 107					

THIRTEEN WEEK ORAL TOXICITY STUDY OF  
 WR 238605 WITH A THIRTEEN WEEK RECOVERY  
 PERIOD IN RATS

DRAFT

SUMMARY OF OBSERVATION INCIDENCE

STUDY: 098

SEX: MALE

PERIOD	DOSE:(mg/kg) GROUP:	0	0.5	6.0	18.0
		1M	2M	3M	4M
No. Observed		10	10	10	10
Normal		10 100%	10 100%	10 100%	8 80%
Rough Coat		0	0	0	2 20%
DAY 108					
No. Observed		10	10	10	10
Normal		10 100%	10 100%	10 100%	6 60%
Rough Coat		0	0	0	4 40%
DAY 109					
No. Observed		10	10	10	10
Normal		10 100%	10 100%	10 100%	10 100%
DAY 110					
No. Observed		10	10	10	10
Normal		10 100%	10 100%	10 100%	10 100%
DAY 111					
No. Observed		10	10	10	10
Normal		10 100%	10 100%	9 90%	10 100%
Dark Material Around Eyes					
SEV				1 10%	0
1		0	0		
DAY 112					
No. Observed		10	10	10	10
Normal		10 100%	10 100%	10 100%	10 100%
DAY 113					
No. Observed		10	10	10	10
Normal		10 100%	10 100%	10 100%	10 100%
DAY 114					
No. Observed		10	10	10	10
Normal		10 100%	10 100%	10 100%	10 100%
DAY 115					
No. Observed		10	10	10	10
Normal		10 100%	10 100%	10 100%	10 100%
DAY 116					

Severity Codes

<u>Severity No.</u>	<u>Description</u>
1	Slight
2	Moderate
3	Severe

THIRTEEN WEEK ORAL TOXICITY STUDY OF  
 WR 238605 WITH A THIRTEEN WEEK RECOVERY  
 PERIOD IN RATS

DRAFT

SUMMARY OF OBSERVATION INCIDENCE

STUDY: 098

SEX: MALE

PERIOD	DOSE: (mg/kg) GROUP:	0		0.5		6.0		18.0		
		1M		2M		3M		4M		
No. Observed		10		10		10		10		
Normal		10	100%	10	100%	10	100%	9	90%	
Rough Coat		0		0		0		1	10%	
DAY 117										
No. Observed		10		10		10		10		
Normal		10	100%	10	100%	10	100%	9	90%	
Rough Coat		0		0		0		1	10%	
DAY 118										
No. Observed		10		10		10		10		
Normal		10	100%	10	100%	10	100%	8	80%	
Rough Coat		0		0		0		2	20%	
DAY 119										
No. Observed		10		10		10		10		
Normal		10	100%	10	100%	10	100%	10	100%	
DAY 120										
No. Observed		10		10		10		10		
Normal		10	100%	10	100%	10	100%	8	80%	
Rough Coat		0		0		0		2	20%	
DAY 121										
No. Observed		10		10		10		10		
Normal		10	100%	10	100%	10	100%	10	100%	
DAY 122										
No. Observed		10		10		10		10		
Normal		10	100%	10	100%	10	100%	10	100%	
DAY 123										
No. Observed		10		10		10		10		
Normal		10	100%	10	100%	10	100%	9	90%	
Rough Coat		0		0		0		1	10%	
DAY 124										
No. Observed		10		10		10		10		
Normal		10	100%	10	100%	10	100%	10	100%	
DAY 125										

THIRTEEN WEEK ORAL TOXICITY STUDY OF  
 WR 238605 WITH A THIRTEEN WEEK RECOVERY  
 PERIOD IN RATS

DRAFT

SUMMARY OF OBSERVATION INCIDENCE

STUDY: 098

SEX: MALE

PERIOD	DOSE:(mg/kg) GROUP:	0	0.5	6.0	18.0
		1M	2M	3M	4M
No. Observed		10	10	10	10
Normal		10 100%	10 100%	10 100%	8 80%
Rough Coat		0	0	0	2 20%
DAY 126					
No. Observed		10	10	10	10
Normal		10 100%	10 100%	10 100%	9 90%
Rough Coat		0	0	0	1 10%
DAY 127					
No. Observed		10	10	10	10
Normal		10 100%	10 100%	10 100%	9 90%
Rough Coat		0	0	0	1 10%
DAY 128					
No. Observed		10	10	10	10
Normal		10 100%	10 100%	10 100%	9 90%
Rough Coat		0	0	0	1 10%
DAY 129					
No. Observed		10	10	10	10
Normal		10 100%	10 100%	10 100%	9 90%
Rough Coat		0	0	0	1 10%
DAY 130					
No. Observed		10	10	10	10
Normal		10 100%	10 100%	10 100%	9 90%
Rough Coat		0	0	0	1 10%
DAY 131					
No. Observed		10	10	10	10
Normal		10 100%	10 100%	10 100%	8 80%
Rough Coat		0	0	0	2 20%
DAY 132					
No. Observed		10	10	10	10
Normal		10 100%	10 100%	10 100%	10 100%
DAY 133					
No. Observed		10	10	10	10
Normal		10 100%	10 100%	10 100%	10 100%

THIRTEEN WEEK ORAL TOXICITY STUDY OF  
 WR 238605 WITH A THIRTEEN WEEK RECOVERY  
 PERIOD IN RATS

DRAFT

SUMMARY OF OBSERVATION INCIDENCE

STUDY: 098

SEX: MALE

PERIOD	DOSE:(mg/kg) GROUP:	0	0.5	6.0	18.0
		1M	2M	3M	4M
DAY 134					
No. Observed		10	10	10	10
Normal		10 100%	10 100%	10 100%	10 100%
DAY 135					
No. Observed		10	10	10	10
Normal		10 100%	10 100%	10 100%	10 100%
DAY 136					
No. Observed		10	10	10	10
Normal		10 100%	10 100%	10 100%	10 100%
DAY 137					
No. Observed		10	10	10	10
Normal		10 100%	10 100%	10 100%	10 100%
DAY 138					
No. Observed		10	10	10	10
Normal		10 100%	10 100%	10 100%	10 100%
DAY 139					
No. Observed		10	10	10	10
Normal		10 100%	9 90%	10 100%	9 90%
Rough Coat		0	1 10%	0	1 10%
DAY 140					
No. Observed		10	10	10	10
Normal		10 100%	10 100%	10 100%	9 90%
Rough Coat		0	0	0	1 10%
DAY 141					
No. Observed		10	10	10	10
Normal		10 100%	10 100%	10 100%	9 90%
Rough Coat		0	0	0	1 10%
DAY 142					
No. Observed		10	10	10	10
Normal		10 100%	10 100%	10 100%	9 90%
Rough Coat		0	0	0	1 10%

THIRTEEN WEEK ORAL TOXICITY STUDY OF  
 WR 238605 WITH A THIRTEEN WEEK RECOVERY  
 PERIOD IN RATS

DRAFT

SUMMARY OF OBSERVATION INCIDENCE

STUDY: 098

SEX: MALE

PERIOD	DOSE:(mg/kg) GROUP:	0	0.5	6.0	18.0
		1M	2M	3M	4M
DAY 143					
No. Observed		10	10	10	10
Normal		10 100%	10 100%	10 100%	10 100%
DAY 144					
No. Observed		10	10	10	10
Normal		10 100%	10 100%	10 100%	10 100%
DAY 145					
No. Observed		10	10	10	10
Normal		10 100%	10 100%	10 100%	10 100%
DAY 146					
No. Observed		10	10	10	10
Normal		10 100%	10 100%	10 100%	10 100%
DAY 147					
No. Observed		10	10	10	10
Normal		10 100%	10 100%	10 100%	10 100%
DAY 148					
No. Observed		10	10	10	10
Normal		10 100%	10 100%	10 100%	10 100%
DAY 149					
No. Observed		10	10	10	10
Normal		10 100%	10 100%	10 100%	10 100%
DAY 150					
No. Observed		10	10	10	10
Normal		10 100%	10 100%	10 100%	9 90%
Rough Coat		0	0	0	1 10%
DAY 151					
No. Observed		10	10	10	10
Normal		10 100%	10 100%	10 100%	9 90%
Rough Coat		0	0	0	1 10%
DAY 152					
No. Observed		10	10	10	10
Normal		10 100%	10 100%	10 100%	9 90%

THIRTEEN WEEK ORAL TOXICITY STUDY OF  
 WR 238605 WITH A THIRTEEN WEEK RECOVERY  
 PERIOD IN RATS

DRAFT

SUMMARY OF OBSERVATION INCIDENCE

STUDY: 098

SEX: MALE

PERIOD	DOSE:(mg/kg) GROUP:	0	0.5	6.0	18.0
		1M	2M	3M	4M
Rough Coat		0	0	0	1 10%
DAY 153					
No. Observed		10	10	10	10
Normal		10 100%	10 100%	10 100%	10 100%
DAY 154					
No. Observed		10	10	10	10
Normal		10 100%	10 100%	10 100%	10 100%
DAY 155					
No. Observed		10	10	10	10
Normal		10 100%	10 100%	10 100%	10 100%
DAY 156					
No. Observed		10	10	10	10
Normal		10 100%	10 100%	10 100%	10 100%
DAY 157					
No. Observed		10	10	10	10
Normal		10 100%	10 100%	10 100%	10 100%
DAY 158					
No. Observed		10	10	10	10
Normal		10 100%	10 100%	10 100%	10 100%
DAY 159					
No. Observed		10	10	10	10
Normal		10 100%	10 100%	10 100%	10 100%
DAY 160					
No. Observed		10	10	10	10
Normal		10 100%	10 100%	10 100%	10 100%
DAY 161					
No. Observed		10	10	10	10
Normal		10 100%	10 100%	10 100%	10 100%
DAY 162					
No. Observed		10	10	10	10
Normal		10 100%	10 100%	10 100%	10 100%

THIRTEEN WEEK ORAL TOXICITY STUDY OF  
 WR 238605 WITH A THIRTEEN WEEK RECOVERY  
 PERIOD IN RATS

DRAFT

SUMMARY OF OBSERVATION INCIDENCE -

STUDY: 098

SEX: MALE

PERIOD	DOSE: (mg/kg) GROUP:	0		0.5		6.0		18.0	
		1M		2M		3M		4M	
DAY 163									
No. Observed		10		10		10		10	
Normal		10 100%		10 100%		10 100%		10 100%	
DAY 164									
No. Observed		10		10		10		10	
Normal		10 100%		10 100%		10 100%		10 100%	
DAY 165									
No. Observed		10		10		10		10	
Normal		10 100%		10 100%		10 100%		10 100%	
DAY 166									
No. Observed		10		10		10		10	
Normal		10 100%		10 100%		10 100%		10 100%	
DAY 167									
No. Observed		10		10		10		10	
Normal		10 100%		10 100%		10 100%		10 100%	
DAY 168									
No. Observed		10		10		10		10	
Normal		10 100%		10 100%		10 100%		10 100%	
DAY 169									
No. Observed		10		10		10		10	
Normal		10 100%		10 100%		10 100%		10 100%	
DAY 170									
No. Observed		10		10		10		10	
Normal		10 100%		10 100%		10 100%		10 100%	
DAY 171									
No. Observed		10		10		10		10	
Normal		10 100%		10 100%		10 100%		10 100%	
DAY 172									
No. Observed		10		10		10		10	
Normal		10 100%		10 100%		10 100%		9 90%	
Rough Coat		0		0		0		1 10%	

THIRTEEN WEEK ORAL TOXICITY STUDY OF  
 WR 238605 WITH A THIRTEEN WEEK RECOVERY  
 PERIOD IN RATS

DRAFT

SUMMARY OF OBSERVATION INCIDENCE -

STUDY: 098

SEX: MALE

PERIOD	DOSE:(mg/kg) GROUP:	0 1M	0.5 2M	6.0 3M	18.0 4M
DAY 173	No. Observed	10	10	10	10
	Normal	10 100%	10 100%	10 100%	9 90%
	Rough Coat	0	0	0	1 10%
DAY 174	No. Observed	10	10	10	10
	Normal	10 100%	10 100%	10 100%	9 90%
	Rough Coat	0	0	0	1 10%
DAY 175	No. Observed	10	10	10	10
	Normal	10 100%	10 100%	10 100%	9 90%
	Rough Coat	0	0	0	1 10%
DAY 176	No. Observed	10	10	10	10
	Normal	10 100%	10 100%	10 100%	9 90%
	Rough Coat	0	0	0	1 10%
DAY 177	No. Observed	10	10	10	10
	Normal	10 100%	10 100%	10 100%	9 90%
	Rough Coat	0	0	0	1 10%
DAY 178	No. Observed	10	10	10	10
	Normal	10 100%	10 100%	10 100%	9 90%
	Rough Coat	0	0	0	1 10%
DAY 179	No. Observed	10	10	10	10
	Normal	10 100%	10 100%	10 100%	9 90%
	Rough Coat	0	0	0	1 10%
DAY 180	No. Observed	10	10	10	10
	Normal	10 100%	10 100%	9 90%	9 90%
	Rough Coat	0	0	1 10%	1 10%

THIRTEEN WEEK ORAL TOXICITY STUDY OF  
 WR 238605 WITH A THIRTEEN WEEK RECOVERY  
 PERIOD IN RATS

DRAFT

SUMMARY OF OBSERVATION INCIDENCE

STUDY: 098

SEX: MALE

PERIOD	DOSE:(mg/kg) GROUP:	0	0.5	6.0	18.0
		1M	2M	3M	4M
DAY 181					
No. Observed		10	10	10	10
Normal		10 100%	10 100%	10 100%	10 100%
DAY 182					
No. Observed		10	10	10	10
Scheduled Sacrifice		3 30%	6 60%	4 40%	3 30%
Normal		7 70%	4 40%	6 60%	7 70%
DAY 183					
No. Observed		7	4	6	7
Scheduled Sacrifice		7 100%	4 100%	6 100%	7 100%

THIRTEEN WEEK ORAL TOXICITY STUDY OF  
 WR 238605 WITH A THIRTEEN WEEK RECOVERY  
 PERIOD IN RATS

D R A F T

SUMMARY OF OBSERVATION INCIDENCE

STUDY: 098

SEX: FEMALE

PERIOD	DOSE:(mg/kg) GROUP:	0	0.5	6.0	18.0
		1F	2F	3F	4F
DAY 0					
No. Observed		20	20	20	20
Normal		20 100%	20 100%	20 100%	20 100%
DAY 1					
No. Observed		20	20	20	20
Normal		20 100%	20 100%	20 100%	20 100%
DAY 2					
No. Observed		20	20	20	20
Normal		20 100%	20 100%	20 100%	20 100%
DAY 3					
No. Observed		20	20	20	20
Normal		20 100%	20 100%	20 100%	20 100%
DAY 4					
No. Observed		20	20	20	20
Normal		20 100%	20 100%	20 100%	20 100%
DAY 5					
No. Observed		20	20	20	20
Normal		20 100%	20 100%	20 100%	20 100%
DAY 6					
No. Observed		20	20	20	16
Normal		20 100%	20 100%	20 100%	16 100%
DAY 7					
No. Observed		20	20	20	20
Normal		20 100%	20 100%	20 100%	20 100%
DAY 8					
No. Observed		20	20	0	20
Normal		20 100%	20 100%	0	20 100%
DAY 9					
No. Observed		20	20	20	20
Normal		20 100%	20 100%	20 100%	20 100%

THIRTEEN WEEK ORAL TOXICITY STUDY OF  
 WR 238605 WITH A THIRTEEN WEEK RECOVERY  
 PERIOD IN RATS

DRAFT

SUMMARY OF OBSERVATION INCIDENCE

STUDY: 098

SEX: FEMALE

PERIOD	DOSE:(mg/kg) GROUP:	0		0.5		6.0		18.0	
		1F		2F		3F		4F	
DAY 10									
No. Observed		20		20		20		20	
Normal		20	100%	20	100%	20	100%	19	95%
Rough Coat		0		0		0		1	5%
DAY 11									
No. Observed		20		20		20		20	
Normal		20	100%	20	100%	20	100%	18	90%
Rough Coat		0		0		0		2	10%
DAY 12									
No. Observed		20		20		20		20	
Normal		20	100%	20	100%	20	100%	16	80%
Rough Coat		0		0		0		4	20%
DAY 13									
No. Observed		20		20		20		20	
Normal		20	100%	20	100%	20	100%	15	75%
Rough Coat		0		0		0		5	25%
DAY 14									
No. Observed		20		20		20		20	
Normal		20	100%	20	100%	20	100%	9	45%
Rough Coat		0		0		0		11	55%
DAY 15									
No. Observed		20		20		20		20	
Normal		20	100%	20	100%	20	100%	13	65%
Rough Coat		0		0		0		7	35%
DAY 16									
No. Observed		20		20		20		20	
Normal		20	100%	20	100%	20	100%	14	70%
Rough Coat		0		0		0		6	30%
DAY 17									
No. Observed		20		20		20		20	
Normal		20	100%	20	100%	20	100%	11	55%
Rough Coat		0		0		0		9	45%
DAY 18									

THIRTEEN WEEK ORAL TOXICITY STUDY OF  
 WR 238605 WITH A THIRTEEN WEEK RECOVERY  
 PERIOD IN RATS

DRAFT

SUMMARY OF OBSERVATION INCIDENCE

STUDY: 098

SEX: FEMALE

PERIOD	DOSE:(mg/kg) GROUP:	0		0.5		6.0		18.0		
		1F		2F		3F		4F		
No. Observed		20		20		20		20		
Normal		20	100%	20	100%	20	100%	13	65%	
Rough Coat		0		0		0		7	35%	
DAY 19										
No. Observed		20		20		20		20		
Normal		20	100%	20	100%	20	100%	1	5%	
Rough Coat		0		0		0		19	95%	
DAY 20										
No. Observed		20		20		20		20		
Normal		20	100%	20	100%	20	100%	4	20%	
Rough Coat		0		0		0		16	80%	
DAY 21										
No. Observed		20		20		20		20		
Normal		20	100%	20	100%	20	100%	8	40%	
Rough Coat		0		0		0		12	60%	
DAY 22										
No. Observed		20		20		20		20		
Normal		20	100%	20	100%	20	100%	12	60%	
Rough Coat		0		0		0		8	40%	
DAY 23										
No. Observed		20		20		20		20		
Normal		20	100%	20	100%	20	100%	12	60%	
Rough Coat		0		0		0		8	40%	
DAY 24										
No. Observed		20		20		20		20		
Normal		20	100%	20	100%	20	100%	13	65%	
Rough Coat		0		0		0		7	35%	
DAY 25										
No. Observed		20		20		20		20		
Normal		20	100%	20	100%	20	100%	13	65%	
Rough Coat		0		0		0		7	35%	
DAY 26										
No. Observed		20		20		20		20		

THIRTEEN WEEK ORAL TOXICITY STUDY OF  
 WR 238605 WITH A THIRTEEN WEEK RECOVERY  
 PERIOD IN RATS

D R A F T

SUMMARY OF OBSERVATION INCIDENCE

STUDY: 098

SEX: FEMALE

PERIOD	DOSE:(mg/kg) GROUP:	0		0.5		6.0		18.0	
		1F	2F	3F	4F				
Normal		20	100%	20	100%	20	100%	12	60%
Rough Coat		0		0		0		8	40%
DAY 27									
No. Observed		20		20		20		20	
Normal		20	100%	20	100%	20	100%	6	30%
Rough Coat		0		0		0		14	70%
DAY 28									
No. Observed		20		20		20		20	
Normal		20	100%	20	100%	20	100%	2	10%
Rough Coat		0		0		0		18	90%
DAY 29									
No. Observed		20		20		20		20	
Normal		20	100%	20	100%	20	100%	10	50%
Rough Coat		0		0		0		10	50%
DAY 30									
No. Observed		20		20		20		20	
Normal		20	100%	20	100%	20	100%	15	75%
Rough Coat		0		0		0		5	25%
DAY 31									
No. Observed		20		20		20		20	
Normal		20	100%	20	100%	20	100%	16	80%
Rough Coat		0		0		0		4	20%
DAY 32									
No. Observed		20		20		20		20	
Normal		20	100%	20	100%	19	95%	9	45%
Rough Coat		0		0		1	5%	11	55%
DAY 33									
No. Observed		20		20		20		20	
Normal		20	100%	20	100%	20	100%	13	65%
Rough Coat		0		0		0		7	35%
DAY 34									
No. Observed		20		20		20		20	
Normal		20	100%	20	100%	20	100%	10	50%

THIRTEEN WEEK ORAL TOXICITY STUDY OF  
 WR 238605 WITH A THIRTEEN WEEK RECOVERY  
 PERIOD IN RATS

DRAFT

SUMMARY OF OBSERVATION INCIDENCE

STUDY: 098

SEX: FEMALE

PERIOD	DOSE:(mg/kg) GROUP:	0 1F	0.5 2F	6.0 3F	18.0 4F
Rough Coat		0	0	0	10 50%
DAY 35					
No. Observed		20	20	20	20
Normal		20 100%	20 100%	20 100%	11 55%
Rough Coat		0	0	0	9 45%
DAY 36					
No. Observed		20	20	20	20
Normal		20 100%	20 100%	20 100%	11 55%
Rough Coat		0	0	0	9 45%
DAY 37					
No. Observed		20	20	20	20
Normal		20 100%	20 100%	20 100%	11 55%
Rough Coat		0	0	0	9 45%
DAY 38					
No. Observed		20	20	20	20
Normal		20 100%	20 100%	20 100%	11 55%
Rough Coat		0	0	0	9 45%
DAY 39					
No. Observed		20	20	20	20
Normal		20 100%	20 100%	20 100%	14 70%
Rough Coat		0	0	0	6 30%
DAY 40					
No. Observed		20	20	20	20
Normal		20 100%	20 100%	20 100%	13 65%
Rough Coat		0	0	0	7 35%
DAY 41					
No. Observed		20	20	20	20
Normal		20 100%	20 100%	20 100%	17 85%
Rough Coat		0	0	0	3 15%
DAY 42					
No. Observed		20	20	20	20
Normal		20 100%	20 100%	20 100%	15 75%
Rough Coat		0	0	0	5 25%

THIRTEEN WEEK ORAL TOXICITY STUDY OF  
 WR 238605 WITH A THIRTEEN WEEK RECOVERY  
 PERIOD IN RATS

D R A F T

SUMMARY OF OBSERVATION INCIDENCE

STUDY: 098

SEX: FEMALE

PERIOD	DOSE:(mg/kg) GROUP:	0	0.5	6.0	18.0
		1F	2F	3F	4F
DAY 43					
No. Observed		20	20	20	20
Normal		20 100%	20 100%	20 100%	20 100%
DAY 44					
No. Observed		20	20	20	20
Normal		20 100%	20 100%	18 90%	17 85%
Rough Coat		0	0	2 10%	3 15%
DAY 45					
No. Observed		20	20	20	20
Normal		20 100%	20 100%	19 95%	14 70%
Rough Coat		0	0	1 5%	6 30%
DAY 46					
No. Observed		20	20	20	20
Normal		20 100%	20 100%	20 100%	20 100%
DAY 47					
No. Observed		20	20	20	20
Normal		20 100%	20 100%	20 100%	20 100%
DAY 48					
No. Observed		20	20	20	20
Normal		20 100%	20 100%	20 100%	16 80%
Rough Coat		0	0	0	4 20%
DAY 49					
No. Observed		20	19	20	20
Normal		20 100%	19 100%	20 100%	20 100%
DAY 50					
No. Observed		20	20	20	20
Normal		20 100%	20 100%	20 100%	20 100%
DAY 51					
No. Observed		20	20	20	20
Normal		20 100%	20 100%	20 100%	18 90%
Rough Coat		0	0	0	2 10%

THIRTEEN WEEK ORAL TOXICITY STUDY OF  
 WR 238605 WITH A THIRTEEN WEEK RECOVERY  
 PERIOD IN RATS

DRAFT

SUMMARY OF OBSERVATION INCIDENCE -

STUDY: 098

SEX: FEMALE

PERIOD	DOSE:(mg/kg) GROUP:	0		0.5		6.0		18.0	
		1F		2F		3F		4F	
DAY 52									
No. Observed		20		20		20		20	
Normal		20	100%	20	100%	20	100%	16	80%
Rough Coat		0		0		0		4	20%
DAY 53									
No. Observed		20		20		20		20	
Normal		20	100%	20	100%	20	100%	19	95%
Rough Coat		0		0		0		1	5%
DAY 54									
No. Observed		20		20		20		20	
Normal		20	100%	20	100%	20	100%	19	95%
Rough Coat		0		0		0		1	5%
DAY 55									
No. Observed		20		20		20		20	
Normal		20	100%	20	100%	19	95%	17	85%
Rough Coat		0		0		1	5%	3	15%
DAY 56									
No. Observed		19		20		20		20	
Normal		19	100%	20	100%	20	100%	17	85%
Rough Coat		0		0		0		3	15%
DAY 57									
No. Observed		20		20		20		20	
Normal		20	100%	20	100%	20	100%	15	75%
Rough Coat		0		0		0		5	25%
DAY 58									
No. Observed		20		20		20		20	
Normal		20	100%	20	100%	20	100%	18	90%
Rough Coat		0		0		0		2	10%
DAY 59									
No. Observed		20		20		20		20	
Normal		20	100%	20	100%	20	100%	14	70%
Rough Coat		0		0		0		6	30%
DAY 60									

THIRTEEN WEEK ORAL TOXICITY STUDY OF  
 WR 238605 WITH A THIRTEEN WEEK RECOVERY  
 PERIOD IN RATS

DRAFT

SUMMARY OF OBSERVATION INCIDENCE

STUDY: 098

SEX: FEMALE

PERIOD	DOSE: (mg/kg) GROUP:	0	0.5	6.0	18.0
		1F	2F	3F	4F
No. Observed		20	20	20	20
Normal		20 100%	20 100%	20 100%	19 95%
Rough Coat		0	0	0	1 5%
DAY 61					
No. Observed		20	20	20	20
Normal		20 100%	20 100%	20 100%	16 80%
Rough Coat		0	0	0	4 20%
DAY 62					
No. Observed		20	20	20	20
Normal		20 100%	20 100%	20 100%	13 65%
Rough Coat		0	0	0	7 35%
DAY 63					
No. Observed		20	20	20	20
Normal		20 100%	20 100%	20 100%	16 80%
Rough Coat		0	0	0	4 20%
DAY 64					
No. Observed		20	20	20	20
Normal		20 100%	20 100%	20 100%	17 85%
Rough Coat		0	0	0	3 15%
DAY 65					
No. Observed		20	20	20	20
Normal		20 100%	20 100%	20 100%	16 80%
Rough Coat		0	0	0	4 20%
DAY 66					
No. Observed		20	20	20	20
Normal		20 100%	20 100%	20 100%	16 80%
Rough Coat		0	0	0	4 20%
DAY 67					
No. Observed		20	20	20	20
Normal		20 100%	20 100%	20 100%	16 80%
Rough Coat		0	0	0	4 20%
DAY 68					
No. Observed		20	20	20	20

THIRTEEN WEEK ORAL TOXICITY STUDY OF  
 WR 238605 WITH A THIRTEEN WEEK RECOVERY  
 PERIOD IN RATS

DRAFT

SUMMARY OF OBSERVATION INCIDENCE

STUDY: 098

SEX: FEMALE

PERIOD	DOSE:(mg/kg) GROUP:	0		0.5		6.0		18.0		
		1F		2F		3F		4F		
Normal		20	100%	20	100%	20	100%	18	90%	
Rough Coat		0		0		0		2	10%	
DAY 69										
No. Observed		20		20		20		20		
Normal		20	100%	20	100%	20	100%	15	75%	
Rough Coat		0		0		0		5	25%	
DAY 70										
No. Observed		20		20		20		20		
Normal		20	100%	20	100%	20	100%	15	75%	
Rough Coat		0		0		0		5	25%	
DAY 71										
No. Observed		20		20		20		20		
Normal		20	100%	20	100%	20	100%	15	75%	
Rough Coat		0		0		0		5	25%	
DAY 72										
No. Observed		20		20		20		20		
Normal		20	100%	20	100%	20	100%	16	80%	
Rough Coat		0		0		0		4	20%	
DAY 73										
No. Observed		20		20		20		20		
Normal		20	100%	20	100%	20	100%	12	60%	
Rough Coat		0		0		0		8	40%	
DAY 74										
No. Observed		20		20		20		20		
Normal		20	100%	20	100%	20	100%	18	90%	
Rough Coat		0		0		0		2	10%	
DAY 75										
No. Observed		20		20		20		20		
Normal		20	100%	20	100%	20	100%	17	85%	
Rough Coat		0		0		0		3	15%	
DAY 76										
No. Observed		20		20		20		20		
Normal		20	100%	20	100%	20	100%	16	80%	

THIRTEEN WEEK ORAL TOXICITY STUDY OF  
 WR 238605 WITH A THIRTEEN WEEK RECOVERY  
 PERIOD IN RATS

DRAFT

SUMMARY OF OBSERVATION INCIDENCE -

STUDY: 098

SEX: FEMALE

PERIOD	DOSE:(mg/kg) GROUP:	0		0.5		6.0		18.0	
		1F	2F	3F	4F	4F	4F		
Rough Coat		0	0	0	4	20%			
DAY 77									
No. Observed		20	20	20	20				
Normal		20 100%	20 100%	20 100%	16	80%			
Rough Coat		0	0	0	4	20%			
DAY 78									
No. Observed		20	20	20	20				
Normal		20 100%	20 100%	20 100%	17	85%			
Rough Coat		0	0	0	3	15%			
DAY 79									
No. Observed		20	20	20	20				
Normal		20 100%	20 100%	20 100%	17	85%			
Rough Coat		0	0	0	3	15%			
DAY 80									
No. Observed		20	20	20	20				
Normal		20 100%	20 100%	20 100%	17	85%			
Rough Coat		0	0	0	3	15%			
DAY 81									
No. Observed		20	20	20	20				
Normal		20 100%	20 100%	20 100%	17	85%			
Rough Coat		0	0	0	3	15%			
DAY 82									
No. Observed		20	20	20	20				
Normal		20 100%	20 100%	20 100%	17	85%			
Rough Coat		0	0	0	3	15%			
DAY 83									
No. Observed		20	20	20	20				
Normal		20 100%	20 100%	20 100%	11	55%			
Rough Coat		0	0	0	9	45%			
DAY 84									
No. Observed		20	20	20	20				
Normal		20 100%	20 100%	20 100%	13	65%			
Rough Coat		0	0	0	7	35%			

THIRTEEN WEEK ORAL TOXICITY STUDY OF  
WR 238605 WITH A THIRTEEN WEEK RECOVERY  
PERIOD IN RATS

DRAFT

SUMMARY OF OBSERVATION INCIDENCE

STUDY: 098

SEX: FEMALE

PERIOD	DOSE:(mg/kg) GROUP:	0 1F	0.5 2F	6.0 3F	18.0 4F
DAY 85					
No. Observed		20	20	20	20
Normal		20 100%	20 100%	20 100%	16 80%
Rough Coat		0	0	0	4 20%
Blue Ears		0	0	0	1 5%
DAY 86					
No. Observed		20	20	20	20
Normal		20 100%	20 100%	20 100%	15 75%
Rough Coat		0	0	0	5 25%
DAY 87					
No. Observed		20	20	20	20
Normal		20 100%	20 100%	20 100%	12 60%
Rough Coat		0	0	0	7 35%
Blue Ears		0	0	0	1 5%
DAY 88					
No. Observed		20	20	20	20
Normal		20 100%	20 100%	20 100%	16 80%
Emaciated					
SEV					
1		0	0	0	1 5%
Rough Coat		0	0	0	3 15%
Blue Ears		0	0	0	1 5%
Swollen Ears		0	0	0	1 5%
DAY 89					
No. Observed		20	20	20	20
Normal		20 100%	20 100%	20 100%	14 70%
Rough Coat		0	0	0	5 25%
Swollen Ears		0	0	0	1 5%
Left Eye Dark Red		0	0	0	1 5%
DAY 90					
No. Observed		20	20	20	20
Normal		20 100%	20 100%	20 100%	11 55%
Rough Coat		0	0	0	9 45%
Swollen Ears		0	0	0	1 5%

Severity Codes

<u>Severity No.</u>	<u>Description</u>
1	Slight
2	Moderate
3	Severe

THIRTEEN WEEK ORAL TOXICITY STUDY OF  
 WR 238605 WITH A THIRTEEN WEEK RECOVERY  
 PERIOD IN RATS

DRAFT

SUMMARY OF OBSERVATION INCIDENCE -

STUDY: 098

SEX: FEMALE

PERIOD	DOSE:(mg/kg) GROUP:	0		0.5		6.0		18.0	
		1F		2F		3F		4F	
DAY 91									
No. Observed		20		20		20		20	
Scheduled Sacrifice		6	30%	4	20%	5	25%	7	35%
Normal		14	70%	16	80%	15	75%	8	40%
Rough Coat		0		0		0		5	25%
DAY 92									
No. Observed		14		16		15		13	
Scheduled Sacrifice		4	28%	6	37%	5	33%	3	23%
Normal		10	71%	10	62%	10	66%	9	69%
Rough Coat		0		0		0		1	7%
DAY 93									
No. Observed		10		10		10		10	
Normal		10	100%	10	100%	10	100%	8	80%
Rough Coat		0		0		0		2	20%
DAY 94									
No. Observed		10		10		10		10	
Normal		10	100%	10	100%	10	100%	7	70%
Rough Coat		0		0		0		3	30%
DAY 95									
No. Observed		10		10		10		10	
Normal		10	100%	10	100%	10	100%	9	90%
Rough Coat		0		0		0		1	10%
DAY 96									
No. Observed		10		10		10		10	
Normal		10	100%	10	100%	10	100%	8	80%
Rough Coat		0		0		0		2	20%
DAY 97									
No. Observed		10		10		10		10	
Normal		10	100%	10	100%	10	100%	9	90%
Rough Coat		0		0		0		1	10%
DAY 98									
No. Observed		10		10		10		10	
Normal		10	100%	10	100%	10	100%	9	90%

THIRTEEN WEEK ORAL TOXICITY STUDY OF  
 WR 238605 WITH A THIRTEEN WEEK RECOVERY  
 PERIOD IN RATS

DRAFT

SUMMARY OF OBSERVATION INCIDENCE -

STUDY: 098

SEX: FEMALE

PERIOD	DOSE: (mg/kg) GROUP:	0		0.5		6.0		18.0	
		1F		2F		3F		4F	
Rough Coat		0		0		0		1	10%
DAY 99									
No. Observed		10		10		10		10	
Normal		10 100%		10 100%		10 100%		10 100%	
DAY 100									
No. Observed		10		10		10		10	
Normal		10 100%		10 100%		10 100%		10 100%	
DAY 101									
No. Observed		10		10		10		10	
Normal		10 100%		10 100%		10 100%		9 90%	
Rough Coat		0		0		0		1 10%	
DAY 102									
No. Observed		10		10		10		10	
Normal		10 100%		10 100%		10 100%		10 100%	
DAY 103									
No. Observed		10		10		10		10	
Normal		10 100%		10 100%		10 100%		9 90%	
Rough Coat		0		0		0		1 10%	
DAY 104									
No. Observed		10		10		10		10	
Normal		10 100%		10 100%		10 100%		10 100%	
DAY 105									
No. Observed		10		10		10		10	
Normal		10 100%		9 90%		10 100%		10 100%	
Swollen Ears		0		1 10%		0		0	
DAY 106									
No. Observed		10		10		10		10	
Normal		10 100%		9 90%		10 100%		10 100%	
Swollen Ears		0		1 10%		0		0	
DAY 107									
No. Observed		10		10		10		0	
Normal		10 100%		9 90%		10 100%		0	

THIRTEEN WEEK ORAL TOXICITY STUDY OF  
WR 238605 WITH A THIRTEEN WEEK RECOVERY  
PERIOD IN RATS

DRAFT

SUMMARY OF OBSERVATION INCIDENCE

STUDY: 098

SEX: FEMALE

PERIOD	DOSE:(mg/kg) GROUP:	0 1F	0.5 2F	6.0 3F	18.0 4F
Swollen Ears		0	1 10%	0	0
DAY 108					
No. Observed		10	10	10	10
Normal		10 100%	9 90%	10 100%	10 100%
Swollen Ears		0	1 10%	0	0
DAY 109					
No. Observed		10	10	10	10
Normal		10 100%	9 90%	10 100%	9 90%
Rough Coat		0	0	0	1 10%
Swollen Ears		0	1 10%	0	0
DAY 110					
No. Observed		10	10	10	10
Accidental Death		0	0	0	1 10%
Normal		10 100%	9 90%	10 100%	7 70%
Rough Coat		0	0	0	2 20%
Swollen Ears		0	1 10%	0	0
DAY 111					
No. Observed		10	10	10	9
Normal		10 100%	9 90%	9 90%	6 66%
Dark Material Around Eyes					
SEV					
1		0	0	1 10%	2 22%
Rough Coat		0	0	0	2 22%
Swollen Ears		0	1 10%	0	0
DAY 112					
No. Observed		10	10	10	9
Normal		10 100%	9 90%	10 100%	9 100%
Swollen Ears		0	1 10%	0	0
DAY 113					
No. Observed		10	10	10	9
Normal		10 100%	8 80%	10 100%	9 100%
Dark Material Around Eyes					
SEV					
1		0	1 10%	0	0
Swollen Ears		0	1 10%	0	0

Severity Codes

<u>Severity No.</u>	<u>Description</u>
1	Slight
2	Moderate
3	Severe

THIRTEEN WEEK ORAL TOXICITY STUDY OF  
 WR 238605 WITH A THIRTEEN WEEK RECOVERY  
 PERIOD IN RATS

DRAFT

SUMMARY OF OBSERVATION INCIDENCE -

STUDY: 098

SEX: FEMALE

PERIOD	DOSE:(mg/kg) GROUP:	0		0.5		6.0		18.0	
		1F		2F		3F		4F	
DAY 114									
No. Observed		10		10		10		9	
Normal		10 100%		9 90%		10 100%		9 100%	
Swollen Ears		0		1 10%		0		0	
DAY 115									
No. Observed		10		10		10		9	
Normal		10 100%		9 90%		10 100%		9 100%	
Swollen Ears		0		1 10%		0		0	
DAY 116									
No. Observed		10		10		10		9	
Normal		10 100%		9 90%		10 100%		8 88%	
Rough Coat		0		0		0		1 11%	
Swollen Ears		0		1 10%		0		0	
DAY 117									
No. Observed		10		10		10		9	
Normal		10 100%		9 90%		10 100%		9 100%	
Swollen Ears		0		1 10%		0		0	
DAY 118									
No. Observed		10		10		10		9	
Normal		10 100%		9 90%		10 100%		8 88%	
Rough Coat		0		0		0		1 11%	
Swollen Ears		0		1 10%		0		0	
DAY 119									
No. Observed		10		10		10		9	
Normal		10 100%		9 90%		10 100%		9 100%	
Swollen Ears		0		1 10%		0		0	
DAY 120									
No. Observed		10		10		10		9	
Normal		10 100%		9 90%		10 100%		8 88%	
Rough Coat		0		0		0		1 11%	
Swollen Ears		0		1 10%		0		0	
DAY 121									
No. Observed		10		10		10		9	

THIRTEEN WEEK ORAL TOXICITY STUDY OF  
 WR 238605 WITH A THIRTEEN WEEK RECOVERY  
 PERIOD IN RATS

DRAFT

SUMMARY OF OBSERVATION INCIDENCE

STUDY: 098

SEX: FEMALE

PERIOD	DOSE:(mg/kg) GROUP:	0		0.5		6.0		18.0	
		1F		2F		3F		4F	
Normal		10	100%	9	90%	10	100%	9	100%
Swollen Ears		0		1	10%	0		0	
DAY 122									
No. Observed		10		10		10		9	
Normal		10	100%	9	90%	10	100%	9	100%
Swollen Ears		0		1	10%	0		0	
DAY 123									
No. Observed		10		10		10		9	
Normal		10	100%	9	90%	10	100%	9	100%
Swollen Ears		0		1	10%	0		0	
DAY 124									
No. Observed		10		10		10		9	
Normal		10	100%	9	90%	10	100%	9	100%
Swollen Ears		0		1	10%	0		0	
DAY 125									
No. Observed		10		10		10		9	
Normal		10	100%	9	90%	10	100%	8	88%
Rough Coat		0		0		0		1	11%
Swollen Ears		0		1	10%	0		0	
DAY 126									
No. Observed		10		10		10		9	
Normal		10	100%	9	90%	10	100%	9	100%
Swollen Ears		0		1	10%	0		0	
DAY 127									
No. Observed		10		10		10		9	
Normal		10	100%	9	90%	10	100%	9	100%
Swollen Ears		0		1	10%	0		0	
DAY 128									
No. Observed		10		10		10		9	
Normal		10	100%	9	90%	10	100%	9	100%
Swollen Ears		0		1	10%	0		0	
DAY 129									
No. Observed		10		10		10		9	

THIRTEEN WEEK ORAL TOXICITY STUDY OF  
 WR 238605 WITH A THIRTEEN WEEK RECOVERY  
 PERIOD IN RATS

DRAFT

SUMMARY OF OBSERVATION INCIDENCE -

STUDY: 098

SEX: FEMALE

PERIOD	DOSE: (mg/kg) GROUP:	0		0.5		6.0		18.0		
		1F		2F		3F		4F		
Normal		10	100%	9	90%	10	100%	9	100%	
Swollen Ears		0		1	10%	0		0		
DAY 130										
No. Observed		10		10		10		9		
Normal		10	100%	9	90%	10	100%	9	100%	
Swollen Ears		0		1	10%	0		0		
DAY 131										
No. Observed		10		10		10		9		
Normal		10	100%	9	90%	10	100%	9	100%	
Swollen Ears		0		1	10%	0		0		
DAY 132										
No. Observed		10		10		10		9		
Normal		10	100%	9	90%	10	100%	9	100%	
Swollen Ears		0		1	10%	0		0		
DAY 133										
No. Observed		10		10		10		9		
Normal		10	100%	9	90%	10	100%	9	100%	
Swollen Ears		0		1	10%	0		0		
DAY 134										
No. Observed		10		10		10		9		
Normal		10	100%	9	90%	10	100%	9	100%	
Swollen Ears		0		1	10%	0		0		
DAY 135										
No. Observed		10		10		10		9		
Normal		10	100%	9	90%	10	100%	9	100%	
Swollen Ears		0		1	10%	0		0		
DAY 136										
No. Observed		10		10		10		9		
Normal		10	100%	9	90%	10	100%	9	100%	
Swollen Ears		0		1	10%	0		0		
DAY 137										
No. Observed		10		10		10		9		
Normal		10	100%	9	90%	10	100%	9	100%	

THIRTEEN WEEK ORAL TOXICITY STUDY OF  
 WR 238605 WITH A THIRTEEN WEEK RECOVERY  
 PERIOD IN RATS

DRAFT

SUMMARY OF OBSERVATION INCIDENCE

STUDY: 098

SEX: FEMALE

PERIOD	DOSE:(mg/kg) GROUP:	0 1F	0.5 2F	6.0 3F	18.0 4F
Swollen Ears		0	1 10%	0	0
DAY 138					
No. Observed		10	10	10	9
Normal		10 100%	9 90%	10 100%	9 100%
Swollen Ears		0	1 10%	0	0
DAY 139					
No. Observed		10	10	10	9
Normal		10 100%	9 90%	10 100%	9 100%
Swollen Ears		0	1 10%	0	0
DAY 140					
No. Observed		10	10	10	9
Normal		10 100%	9 90%	10 100%	9 100%
Swollen Ears		0	1 10%	0	0
DAY 141					
No. Observed		10	10	10	9
Normal		10 100%	9 90%	10 100%	9 100%
Swollen Ears		0	1 10%	0	0
DAY 142					
No. Observed		10	10	10	9
Normal		10 100%	9 90%	10 100%	9 100%
Swollen Ears		0	1 10%	0	0
DAY 143					
No. Observed		10	10	10	9
Normal		10 100%	9 90%	10 100%	9 100%
Swollen Ears		0	1 10%	0	0
DAY 144					
No. Observed		10	10	10	9
Normal		10 100%	9 90%	10 100%	9 100%
Swollen Ears		0	1 10%	0	0
DAY 145					
No. Observed		10	10	10	9
Normal		10 100%	9 90%	10 100%	9 100%
Swollen Ears		0	1 10%	0	0

THIRTEEN WEEK ORAL TOXICITY STUDY OF  
 WR 238605 WITH A THIRTEEN WEEK RECOVERY  
 PERIOD IN RATS

DRAFT

SUMMARY OF OBSERVATION INCIDENCE

STUDY: 098

SEX: FEMALE

PERIOD	DOSE:(mg/kg) GROUP:	0		0.5		6.0		18.0	
		1F		2F		3F		4F	
DAY 146									
No. Observed		10		10		10		9	
Normal		10 100%		9 90%		10 100%		9 100%	
Swollen Ears		0		1 10%		0		0	
DAY 147									
No. Observed		10		10		10		9	
Normal		10 100%		9 90%		10 100%		9 100%	
Swollen Ears		0		1 10%		0		0	
DAY 148									
No. Observed		10		10		10		9	
Normal		10 100%		9 90%		10 100%		9 100%	
Swollen Ears		0		1 10%		0		0	
DAY 149									
No. Observed		10		10		10		9	
Normal		10 100%		9 90%		10 100%		9 100%	
Swollen Ears		0		1 10%		0		0	
DAY 150									
No. Observed		10		10		10		9	
Normal		10 100%		9 90%		10 100%		9 100%	
Swollen Ears		0		1 10%		0		0	
DAY 151									
No. Observed		10		10		10		9	
Normal		10 100%		9 90%		10 100%		9 100%	
Swollen Ears		0		1 10%		0		0	
DAY 152									
No. Observed		10		10		10		9	
Normal		10 100%		9 90%		10 100%		9 100%	
Swollen Ears		0		1 10%		0		0	
DAY 153									
No. Observed		10		10		10		9	
Normal		10 100%		9 90%		10 100%		9 100%	
Swollen Ears		0		1 10%		0		0	

THIRTEEN WEEK ORAL TOXICITY STUDY OF  
 WR 238605 WITH A THIRTEEN WEEK RECOVERY  
 PERIOD IN RATS

DRAFT

SUMMARY OF OBSERVATION INCIDENCE

STUDY: 098

SEX: FEMALE

PERIOD	DOSE:(mg/kg) GROUP:	0		0.5		6.0		18.0	
		1F		2F		3F		4F	
DAY 154									
No. Observed		10		10		10		9	
Normal		10	100%	9	90%	10	100%	9	100%
Swollen Ears		0		1	10%	0		0	
DAY 155									
No. Observed		10		10		10		9	
Normal		10	100%	9	90%	10	100%	9	100%
Swollen Ears		0		1	10%	0		0	
DAY 156									
No. Observed		10		10		10		9	
Normal		10	100%	9	90%	10	100%	9	100%
Swollen Ears		0		1	10%	0		0	
DAY 157									
No. Observed		10		10		10		9	
Normal		10	100%	9	90%	10	100%	9	100%
Swollen Ears		0		1	10%	0		0	
DAY 158									
No. Observed		10		10		10		9	
Normal		10	100%	9	90%	10	100%	9	100%
Swollen Ears		0		1	10%	0		0	
DAY 159									
No. Observed		10		10		10		9	
Normal		10	100%	9	90%	10	100%	9	100%
Swollen Ears		0		1	10%	0		0	
DAY 160									
No. Observed		10		10		10		9	
Normal		10	100%	9	90%	10	100%	9	100%
Swollen Ears		0		1	10%	0		0	
DAY 161									
No. Observed		10		10		10		9	
Normal		10	100%	9	90%	10	100%	9	100%
Swollen Ears		0		1	10%	0		0	
DAY 162									

THIRTEEN WEEK ORAL TOXICITY STUDY OF  
 WR 238605 WITH A THIRTEEN WEEK RECOVERY  
 PERIOD IN RATS

DRAFT

SUMMARY OF OBSERVATION INCIDENCE

STUDY: 098

SEX: FEMALE

PERIOD	DOSE:(mg/kg) GROUP:	0		0.5		6.0		18.0		
		1F		2F		3F		4F		
No. Observed		10		10		10		9		
Normal		10	100%	9	90%	10	100%	9	100%	
Swollen Ears		0		1	10%	0		0		
DAY 163										
No. Observed		10		10		10		9		
Normal		10	100%	9	90%	10	100%	9	100%	
Swollen Ears		0		1	10%	0		0		
DAY 164										
No. Observed		10		10		10		9		
Normal		10	100%	9	90%	10	100%	9	100%	
Swollen Ears		0		1	10%	0		0		
DAY 165										
No. Observed		10		10		10		9		
Normal		10	100%	9	90%	10	100%	9	100%	
Swollen Ears		0		1	10%	0		0		
DAY 166										
No. Observed		10		10		10		9		
Normal		10	100%	9	90%	10	100%	9	100%	
Swollen Ears		0		1	10%	0		0		
DAY 167										
No. Observed		10		10		10		9		
Normal		10	100%	9	90%	10	100%	9	100%	
Swollen Ears		0		1	10%	0		0		
DAY 168										
No. Observed		10		10		10		9		
Normal		10	100%	9	90%	10	100%	9	100%	
Swollen Ears		0		1	10%	0		0		
DAY 169										
No. Observed		10		10		10		9		
Normal		10	100%	9	90%	10	100%	9	100%	
Swollen Ears		0		1	10%	0		0		
DAY 170										
No. Observed		10		10		10		9		

THIRTEEN WEEK ORAL TOXICITY STUDY OF  
 WR 238605 WITH A THIRTEEN WEEK RECOVERY  
 PERIOD IN RATS

D R A F T

SUMMARY OF OBSERVATION INCIDENCE-

STUDY: 098

SEX: FEMALE

PERIOD	DOSE:(mg/kg) GROUP:	0		0.5		6.0		18.0		
		1F		2F		3F		4F		
Normal		10	100%	9	90%	10	100%	9	100%	
Swollen Ears		0		1	10%	0		0		
DAY 171										
No. Observed		10		10		10		9		
Normal		10	100%	9	90%	10	100%	9	100%	
Swollen Ears		0		1	10%	0		0		
DAY 172										
No. Observed		10		10		10		9		
Normal		10	100%	9	90%	10	100%	9	100%	
Swollen Ears		0		1	10%	0		0		
DAY 173										
No. Observed		10		10		10		9		
Normal		10	100%	9	90%	10	100%	9	100%	
Swollen Ears		0		1	10%	0		0		
DAY 174										
No. Observed		10		10		10		9		
Normal		10	100%	9	90%	10	100%	9	100%	
Swollen Ears		0		1	10%	0		0		
DAY 175										
No. Observed		10		10		10		9		
Normal		10	100%	9	90%	10	100%	9	100%	
Swollen Ears		0		1	10%	0		0		
DAY 176										
No. Observed		10		10		10		9		
Normal		10	100%	9	90%	10	100%	9	100%	
Swollen Ears		0		1	10%	0		0		
DAY 177										
No. Observed		10		10		10		9		
Normal		10	100%	9	90%	10	100%	9	100%	
Swollen Ears		0		1	10%	0		0		
DAY 178										
No. Observed		10		10		10		9		
Normal		10	100%	9	90%	10	100%	9	100%	

THIRTEEN WEEK ORAL TOXICITY STUDY OF  
 WR 238605 WITH A THIRTEEN WEEK RECOVERY  
 PERIOD IN RATS

DRAFT

SUMMARY OF OBSERVATION INCIDENCE

STUDY: 098

SEX: FEMALE

PERIOD	DOSE:(mg/kg) GROUP:	0		0.5		6.0		18.0	
		1F		2F		3F		4F	
Swollen Ears		0		1 10%		0		0	
DAY 179									
No. Observed		10		10		10		9	
Normal		10 100%		9 90%		10 100%		9 100%	
Swollen Ears		0		1 10%		0		0	
DAY 180									
No. Observed		10		10		10		9	
Normal		10 100%		9 90%		10 100%		9 100%	
Swollen Ears		0		1 10%		0		0	
DAY 181									
No. Observed		10		10		10		9	
Normal		10 100%		9 90%		10 100%		9 100%	
Swollen Ears		0		1 10%		0		0	
DAY 182									
No. Observed		10		10		10		9	
Scheduled Sacrifice		7 70%		7 70%		6 60%		4 44%	
Normal		3 30%		2 20%		4 40%		5 55%	
Swollen Ears		0		1 10%		0		0	
DAY 183									
No. Observed		3		3		4		5	
Scheduled Sacrifice		3 100%		3 100%		4 100%		5 100%	

DRAFT

APPENDIX 4

Individual Body Weights and Body Weight Gains

THIRTEEN WEEK ORAL TOXICITY STUDY OF  
 WR 238605 WITH A THIRTEEN WEEK RECOVERY  
 PERIOD IN RATS

DRAFT

INDIVIDUAL BODY WEIGHTS (Grams)

STUDY: 098

GROUP: 1M  
 DOSE: 0 (mg/kg)

SEX: MALE

ANIMAL #	DAY -7	DAY 0	DAY 7	DAY 14	DAY 21	DAY 28	DAY 35	DAY 42	DAY 49	DAY 56	DAY 63	DAY 70
801	188.2	253.0	302.5	328.4	363.6	392.7	418.6	437.9	464.0	478.6	494.4	513.2
802	179.9	242.3	293.9	327.2	357.1	382.5	412.9	433.7	444.6	448.7	459.4	470.8
803	163.2	226.9	279.9	319.3	348.7	375.8	401.6	423.4	444.5	454.2	464.9	483.9
804	176.5	239.5	295.9	337.1	369.7	394.7	420.7	442.3	459.0	465.2	478.5	494.7
805	164.9	229.2	289.8	334.8	375.0	408.2	441.0	472.4	490.8	515.4	529.9	548.8
806	180.8	238.4	284.1	307.4	346.4	363.6	379.7	393.7	422.1	424.7	435.0	451.4
807	163.0	225.3	267.2	286.4	322.7	341.7	371.5	383.7	399.9	405.5	418.9	431.1
808	186.4	259.8	314.2	364.9	404.7	439.6	478.3	504.6	531.8	546.0	553.4	561.5
809	184.8	251.8	311.9	342.9	383.2	379.3	442.9	470.5	489.5	488.5	513.9	524.3
810	151.8	215.6	265.1	298.5	339.4	363.9	386.2	422.3	439.8	442.9	450.1	466.6
811	167.4	226.8	274.2	306.5	338.9	363.8	390.3	415.3	435.7	449.5	467.7	487.9
812	169.0	229.9	287.3	322.0	354.8	379.1	410.4	428.1	449.9	466.5	475.4	485.6
813	149.6	207.8	254.5	287.0	312.7	338.4	361.4	379.6	401.6	412.6	417.4	425.3
814	159.0	218.9	261.1	278.0	320.6	344.0	380.9	406.9	431.9	438.9	459.2	477.6
815	174.4	237.2	296.0	328.0	367.9	400.9	437.3	473.3	504.5	513.0	539.7	565.4
816	172.4	236.7	297.6	340.6	380.7	407.1	443.0	475.0	503.3	518.8	546.2	565.6
817	170.1	227.8	276.6	316.3	349.1	378.2	405.0	424.2	439.1	454.8	470.8	484.2
818	138.4	194.6	244.4	284.0	324.3	362.5	394.6	425.4	447.5	471.5	486.8	498.8
819	159.2	215.5	267.8	304.9	334.9	364.4	391.7	419.3	441.8	464.7	478.5	494.6
820	166.0	225.3	281.6	330.2	373.6	406.1	438.6	469.2	500.3	517.4	535.7	551.5
MEAN	168.3	230.1	282.3	317.2	353.4	379.3	410.3	435.0	457.1	468.9	483.8	499.1
S.D.	12.91	15.66	18.67	22.87	24.16	25.58	29.72	33.39	35.58	37.93	41.01	42.44
N	20	20	20	20	20	20	20	20	20	20	20	20

--: Data Unavailable

THIRTEEN WEEK ORAL TOXICITY STUDY OF  
 WR 238605 WITH A THIRTEEN WEEK RECOVERY  
 PERIOD IN RATS

DRAFT

INDIVIDUAL BODY WEIGHTS (Grams)

STUDY: 098

GROUP: 1M

SEX: MALE

DOSE: 0 (mg/kg)

ANIMAL #	DAY 77	DAY 84	DAY 88	DAY 91	DAY 98	DAY 105	DAY 112	DAY 119	DAY 126	DAY 133	DAY 140	DAY 147
801	532.3	542.5	555.5	547.6	571.2	581.9	575.9	584.9	604.3	613.5	612.9	623.7
802	491.2	502.3	504.4	497.9	507.7	526.6	517.4	522.3	530.5	533.2	512.8	543.8
803	500.3	516.3	520.9	--	b	b	b	b	b	b	b	b
804	509.8	524.9	524.2	--	b	b	b	b	b	b	b	b
805	568.5	582.4	583.1	--	b	b	b	b	b	b	b	b
806	460.1	468.0	475.6	476.3	495.2	508.0	507.0	521.4	525.6	539.9	539.3	554.1
807	442.7	446.8	452.5	452.2	463.2	475.2	468.6	484.0	505.3	500.9	479.4	501.1
808	570.2	591.5	587.9	b	b	b	b	b	b	b	b	b
809	536.4	537.0	539.7	534.1	546.9	562.8	566.1	585.7	598.2	617.0	609.2	624.7
810	477.9	495.3	503.1	498.8	506.3	530.0	513.3	537.8	546.9	560.6	548.1	562.9
811	501.1	511.1	509.8	500.2	522.5	541.0	550.0	570.4	584.3	592.6	591.9	609.9
812	484.6	498.3	504.5	b	b	b	b	b	b	b	b	b
813	435.8	449.5	453.4	--	b	b	b	b	b	b	b	b
814	497.3	509.0	519.7	496.4	512.0	530.1	526.4	541.8	553.5	566.0	570.4	585.1
815	589.9	602.9	617.8	610.4	633.4	659.8	661.8	676.7	693.1	697.7	702.4	707.0
816	577.2	602.6	609.5	605.2	620.5	642.8	657.9	671.6	673.7	691.4	692.6	706.8
817	498.9	508.1	519.6	b	b	b	b	b	b	b	b	b
818	512.1	532.0	547.0	--	b	b	b	b	b	b	b	b
819	509.4	520.4	523.2	b	b	b	b	b	b	b	b	b
820	563.8	583.0	590.9	--	b	b	b	b	b	b	b	b
MEAN	513.0	526.2	532.1	521.9	537.9	555.8	554.4	569.7	581.5	591.3	585.9	601.9
S.D.	44.05	46.82	47.30	52.44	55.13	58.02	63.52	63.28	62.61	65.21	72.10	67.28
N	20	20	20	10	10	10	10	10	10	10	10	10

--: Data Unavailable      b: Scheduled Sacrifice

THIRTEEN WEEK ORAL TOXICITY STUDY OF  
 WR 238605 WITH A THIRTEEN WEEK RECOVERY  
 PERIOD IN RATS

DRAFT

INDIVIDUAL BODY WEIGHTS (Grams)

STUDY: 098

GROUP: 1M

SEX: MALE

DOSE: 0 (mg/kg)

ANIMAL # DAY 154 DAY 161 DAY 168 DAY 175 DAY 179

801	637.2	656.5	656.9	663.3	672.8
802	557.5	570.6	583.6	588.7	600.4
803	b	b	b	b	b
804	b	b	b	b	b
805	b	b	b	b	b
806	563.9	572.5	582.5	580.8	586.5
807	512.1	515.6	521.8	527.9	538.8
808	b	b	b	b	b
809	632.6	647.9	657.8	654.7	663.6
810	568.5	568.3	574.5	574.6	591.5
811	614.4	629.3	641.0	644.0	645.5
812	b	b	b	b	b
813	b	b	b	b	b
814	603.4	616.8	623.9	624.7	627.8
815	729.3	714.7	745.5	751.4	758.0
816	723.9	732.7	735.4	740.9	738.1
817	b	b	b	b	b
818	b	b	b	b	b
819	b	b	b	b	b
820	b	b	b	b	b

MEAN	614.3	622.5	632.3	635.1	642.3
S.D.	70.34	68.38	70.91	71.76	68.58
N	10	10	10	10	10

--: Data Unavailable      b: Scheduled Sacrifice

THIRTEEN WEEK ORAL TOXICITY STUDY OF  
 WR 238605 WITH A THIRTEEN WEEK RECOVERY  
 PERIOD IN RATS

DRAFT

INDIVIDUAL BODY WEIGHTS (Grams) -

STUDY: 098

GROUP: 2M  
 DOSE: 0.5 (mg/kg)

SEX: MALE

ANIMAL #	DAY -7	DAY 0	DAY 7	DAY 14	DAY 21	DAY 28	DAY 35	DAY 42	DAY 49	DAY 56	DAY 63	DAY 70
841	165.1	220.6	267.2	301.3	334.5	358.6	382.9	409.1	419.1	437.8	446.8	454.6
842	163.8	227.2	281.9	321.1	362.6	382.9	401.5	422.7	443.5	454.4	474.8	487.0
843	158.3	216.4	206.2	225.7	289.5	328.6	357.6	379.1	402.6	427.0	448.4	466.6
844	165.7	227.0	277.8	301.0	341.4	348.9	377.7	395.4	420.3	420.1	435.2	456.0
845	178.0	231.5	282.5	326.4	361.8	394.0	426.2	450.8	480.5	505.5	524.9	536.6
846	151.0	206.8	250.7	281.3	308.0	335.7	361.4	390.9	405.1	409.0	432.8	453.0
847	171.9	228.3	278.4	320.8	352.7	383.5	412.2	441.4	463.1	479.8	501.0	514.0
848	168.1	225.0	276.8	310.3	350.2	371.6	403.7	424.9	446.5	454.9	469.6	480.7
849	162.6	230.7	287.4	340.9	374.3	408.3	436.0	465.6	486.0	503.1	516.3	533.1
850	187.8	246.5	296.5	319.9	349.1	370.2	393.1	415.6	439.0	447.1	462.6	476.8
851	169.7	225.4	271.5	308.3	337.3	357.5	394.6	415.3	437.7	450.9	460.9	484.3
852	162.8	225.0	276.3	310.6	351.1	382.1	408.2	444.2	470.7	475.5	504.3	523.7
853	145.3	208.8	254.6	292.9	335.1	363.9	390.8	417.3	440.7	442.2	464.2	474.6
854	175.9	232.2	289.6	332.5	365.9	396.3	427.3	455.2	477.8	489.2	499.3	518.3
855	185.2	252.9	308.6	360.9	393.6	432.2	466.2	497.9	514.6	529.9	557.0	574.0
856	182.7	250.2	309.3	352.4	387.6	416.3	446.5	474.4	492.3	508.0	520.8	531.9
857	144.9	198.2	241.1	278.5	306.2	331.1	353.5	370.9	388.0	400.5	413.9	423.3
858	176.7	234.7	288.3	316.2	355.2	375.7	400.0	432.8	456.3	468.4	486.5	495.3
859	173.8	235.9	289.5	325.0	364.9	392.6	417.8	448.2	470.2	482.4	499.4	526.9
860	191.4	248.3	296.2	326.8	369.5	386.5	412.2	449.3	474.5	477.4	499.9	517.1
MEAN	169.0	228.6	276.5	312.6	349.5	375.8	403.5	430.1	451.4	463.2	480.9	496.4
S.D.	13.06	14.38	24.08	29.23	26.29	27.68	29.14	32.34	33.19	34.96	36.19	36.97
N	20	20	20	20	20	20	20	20	20	20	20	20

---: Data Unavailable

THIRTEEN WEEK ORAL TOXICITY STUDY OF  
 WR 238605 WITH A THIRTEEN WEEK RECOVERY  
 PERIOD IN RATS

DRAFT

INDIVIDUAL BODY WEIGHTS (Grams)

STUDY: 098

GROUP: 2M

SEX: MALE

DOSE: 0.5 (mg/kg)

ANIMAL #	DAY 77	DAY 84	DAY 88	DAY 91	DAY 98	DAY 105	DAY 112	DAY 119	DAY 126	DAY 133	DAY 140	DAY 147
841	469.2	478.0	485.2	--	b	b	b	b	b	b	b	b
842	494.4	500.5	505.4	--	b	b	b	b	b	b	b	b
843	482.3	497.6	512.7	b	b	b	b	b	b	b	b	b
844	461.7	452.3	463.7	460.2	464.4	475.1	471.4	480.0	502.3	520.2	521.5	522.6
845	560.0	579.9	585.4	b	b	b	b	b	b	b	b	b
846	463.1	472.0	477.1	456.7	484.6	495.7	480.8	503.7	513.3	522.7	504.3	526.3
847	527.6	527.9	528.7	b	b	b	b	b	b	b	b	b
848	493.8	499.8	511.0	511.7	521.3	532.8	533.2	546.6	552.1	562.5	570.6	574.5
849	547.6	566.1	568.6	b	b	b	b	b	b	b	b	b
850	488.7	489.4	496.9	489.6	503.7	520.0	520.9	532.8	535.5	545.1	536.9	553.0
851	494.3	505.6	515.8	505.8	527.8	545.7	551.6	560.7	573.7	582.1	580.6	587.9
852	540.2	552.3	565.1	559.5	569.9	587.8	597.4	603.5	617.4	619.7	619.0	637.7
853	487.6	496.1	506.2	497.7	520.6	539.0	550.5	557.8	586.6	594.1	588.3	602.1
854	533.2	528.0	537.5	b	b	b	b	b	b	b	b	b
855	585.6	601.6	607.0	--	b	b	b	b	b	b	b	b
856	550.7	565.1	573.0	--	b	b	b	b	b	b	b	b
857	427.6	435.9	441.7	--	b	b	b	b	b	b	b	b
858	517.5	521.4	528.8	532.8	552.0	573.4	580.9	590.1	597.5	620.7	617.3	626.7
859	548.1	557.3	571.3	563.5	582.5	604.1	604.0	623.5	632.7	646.9	650.5	660.7
860	526.9	537.2	548.1	535.3	558.5	580.7	577.8	592.0	608.2	615.9	617.9	639.4
MEAN	510.0	518.2	526.5	511.3	528.5	545.4	546.9	559.1	571.9	583.0	580.7	593.1
S.D.	39.93	43.49	43.25	37.07	37.78	41.54	45.81	45.14	44.66	44.09	47.71	48.68
N	20	20	20	10	10	10	10	10	10	10	10	10

--: Data Unavailable      b: Scheduled Sacrifice

THIRTEEN WEEK ORAL TOXICITY STUDY OF  
 WR 238605 WITH A THIRTEEN WEEK RECOVERY  
 PERIOD IN RATS

DRAFT

INDIVIDUAL BODY WEIGHTS (Grams)

STUDY: 098

GROUP: 2M

SEX: MALE

DOSE: 0.5 (mg/kg)

ANIMAL # DAY 154 DAY 161 DAY 168 DAY 175 DAY 179

841	b	b	b	b	b
842	b	b	b	b	b
843	b	b	b	b	b
844	527.5	542.6	537.1	543.5	551.0
845	b	b	b	b	b
846	532.0	542.8	542.6	543.9	555.8
847	b	b	b	b	b
848	590.0	599.8	609.6	617.6	615.1
849	b	b	b	b	b
850	566.0	568.6	575.8	568.3	574.9
851	595.1	604.0	613.7	619.7	619.2
852	644.8	655.3	657.1	659.7	667.8
853	619.1	631.6	635.9	647.6	649.8
854	b	b	b	b	b
855	b	b	b	b	b
856	b	b	b	b	b
857	b	b	b	b	b
858	635.3	647.9	645.9	659.4	658.9
859	682.4	690.1	690.8	693.1	691.6
860	646.0	663.6	670.9	680.4	683.7

MEAN	603.8	614.6	617.9	623.3	626.8
S.D.	51.14	51.58	52.52	54.87	52.02
N	10	10	10	10	10

--: Data Unavailable

b: Scheduled Sacrifice

THIRTEEN WEEK ORAL TOXICITY STUDY OF  
 WR 238605 WITH A THIRTEEN WEEK RECOVERY  
 PERIOD IN RATS

DRAFT

INDIVIDUAL BODY WEIGHTS (Grams) -

STUDY: 098

GROUP: 3M  
 DOSE: 6.0 (mg/kg)

SEX: MALE

ANIMAL #	DAY -7	DAY 0	DAY 7	DAY 14	DAY 21	DAY 28	DAY 35	DAY 42	DAY 49	DAY 56	DAY 63	DAY 70
881	160.7	217.5	262.7	292.7	313.0	333.8	345.5	361.7	371.2	378.5	392.8	408.4
882	172.3	237.0	286.3	325.9	356.7	373.5	397.7	420.7	431.0	446.6	466.2	473.4
883	167.7	236.0	284.6	312.9	328.7	351.2	356.7	368.4	380.5	386.6	398.2	406.7
884	169.8	221.1	271.5	296.2	305.0	313.7	335.4	363.3	369.3	371.7	374.0	386.0
885	166.6	224.9	272.8	311.3	325.1	344.6	362.7	385.9	391.9	414.5	414.2	427.3
886	181.8	234.3	271.5	307.3	326.8	332.1	353.1	357.3	359.0	373.9	378.3	390.5
887	158.7	220.2	274.1	293.6	319.3	330.6	351.7	373.7	391.2	389.6	418.4	433.6
888	184.9	241.7	292.9	333.6	346.4	365.8	389.2	409.5	419.5	441.7	451.8	465.1
889	185.8	248.6	301.3	343.6	374.6	382.9	408.8	440.9	455.8	465.9	484.2	497.0
890	165.2	215.2	266.8	298.1	322.9	338.7	359.1	382.2	396.1	395.3	417.8	429.1
891	147.0	205.6	227.9	272.8	296.4	315.9	340.5	371.4	382.1	394.6	404.4	406.8
892	177.5	231.6	280.9	320.7	343.4	360.2	383.9	392.6	408.3	419.2	432.0	436.1
893	180.7	238.9	292.6	322.7	357.1	371.2	402.5	428.4	439.3	454.9	464.8	481.2
894	176.4	234.5	289.2	331.9	358.0	380.7	405.2	423.4	435.6	452.7	456.5	460.0
895	173.8	241.3	306.9	348.8	369.4	378.7	396.0	424.0	438.2	432.8	463.6	482.8
896	141.3	197.0	244.0	268.2	285.3	303.3	299.2	327.3	336.2	340.7	355.1	368.8
897	163.1	225.7	287.3	324.3	350.8	376.3	395.5	425.5	435.2	448.9	470.3	488.2
898	163.2	219.2	274.5	314.0	333.9	349.9	370.4	385.4	398.4	414.6	422.4	433.1
899	189.3	245.7	294.6	312.0	340.3	348.0	365.3	378.5	367.1	381.6	385.0	403.0
900	155.7	204.0	259.4	294.6	318.6	324.7	354.2	368.0	375.4	364.2	382.1	396.9
MEAN	169.1	227.0	277.1	311.3	333.6	348.8	368.6	389.4	399.1	408.4	421.6	433.7
S.D.	12.78	14.43	19.08	21.37	23.94	24.38	28.41	30.11	32.52	35.77	37.95	38.19
N	20	20	20	20	20	20	20	20	20	20	20	20

---: Data Unavailable

THIRTEEN WEEK ORAL TOXICITY STUDY OF  
 WR 238605 WITH A THIRTEEN WEEK RECOVERY  
 PERIOD IN RATS

DRAFT

INDIVIDUAL BODY WEIGHTS (Grams)

STUDY: 098

GROUP: 3M  
 DOSE: 6.0 (mg/kg)

SEX: MALE

ANIMAL #	DAY 77	DAY 84	DAY 88	DAY 91	DAY 98	DAY 105	DAY 112	DAY 119	DAY 126	DAY 133	DAY 140	DAY 147
881	418.7	421.7	423.0	b	b	b	b	b	b	b	b	b
882	487.7	494.1	493.8	b	b	b	b	b	b	b	b	b
883	420.0	417.6	409.6	b	b	b	b	b	b	b	b	b
884	394.9	398.0	412.1	401.8	428.0	446.6	450.8	465.2	479.1	489.0	497.8	505.2
885	428.0	436.6	436.0	b	b	b	b	b	b	b	b	b
886	391.4	384.6	400.3	--	b	b	b	b	b	b	b	b
887	442.4	452.5	452.4	420.8	469.6	478.9	477.1	512.3	529.9	536.4	547.3	550.0
888	483.8	488.1	492.7	b	b	b	b	b	b	b	b	b
889	502.2	520.8	517.1	504.3	531.4	559.3	571.5	583.9	619.1	637.0	631.7	649.5
890	444.4	455.4	457.0	454.9	476.8	495.6	496.3	516.3	538.7	545.3	547.9	560.6
891	421.1	419.3	427.7	--	b	b	b	b	b	b	b	b
892	449.7	453.7	457.7	--	b	b	b	b	b	b	b	b
893	493.6	507.8	520.3	501.6	535.8	550.7	549.8	568.8	602.3	620.1	622.3	645.5
894	465.9	476.3	484.4	--	b	b	b	b	b	b	b	b
895	496.2	494.5	483.4	479.9	512.8	539.9	554.7	553.0	619.5	631.6	635.7	647.8
896	377.0	369.5	378.1	380.1	392.4	415.0	429.1	443.0	458.9	481.5	489.3	501.3
897	497.1	499.0	508.4	503.1	526.2	548.1	558.8	581.8	602.7	623.5	615.1	619.2
898	441.8	425.2	446.4	--	b	b	b	b	b	b	b	b
899	413.7	417.3	417.5	395.3	429.6	447.8	457.0	470.5	489.0	491.0	495.9	507.9
900	413.4	424.5	432.4	415.3	448.5	477.2	478.0	498.9	523.6	546.7	550.6	579.0
MEAN	444.2	447.8	452.5	445.7	475.1	495.9	502.3	519.4	546.3	560.2	563.4	576.6
S.D.	39.02	43.25	41.29	48.79	50.28	51.22	51.97	50.85	60.79	62.90	58.73	60.92
N	20	20	20	10	10	10	10	10	10	10	10	10

--: Data Unavailable      b: Scheduled Sacrifice

THIRTEEN WEEK ORAL TOXICITY STUDY OF  
 WR 238605 WITH A THIRTEEN WEEK RECOVERY  
 PERIOD IN RATS

DRAFT

INDIVIDUAL BODY WEIGHTS (Grams)

STUDY: 098

GROUP: 3M

SEX: MALE

DOSE: 6.0 (mg/kg)

ANIMAL # DAY 154 DAY 161 DAY 168 DAY 175 DAY 179

881	b	b	b	b	b
882	b	b	b	b	b
883	b	b	b	b	b
884	518.0	528.5	533.2	545.5	544.3
885	b	b	b	b	b
886	b	b	b	b	b
887	565.4	578.4	588.8	600.8	601.1
888	b	b	b	b	b
889	667.5	680.3	707.5	712.8	723.1
890	577.2	592.6	602.0	611.1	613.8
891	b	b	b	b	b
892	b	b	b	b	b
893	659.5	673.0	685.9	689.7	695.6
894	b	b	b	b	b
895	654.1	668.8	683.2	683.5	690.9
896	515.2	541.4	549.8	559.5	576.5
897	633.1	637.0	644.0	652.1	659.3
898	b	b	b	b	b
899	518.2	526.3	535.6	530.8	531.8
900	593.1	607.3	618.3	631.4	634.2

MEAN	590.1	603.4	614.8	621.7	627.1
S.D.	61.02	59.93	64.28	63.46	65.33
N	10	10	10	10	10

--: Data Unavailable

b: Scheduled Sacrifice

THIRTEEN WEEK ORAL TOXICITY STUDY OF  
 WR 238605 WITH A THIRTEEN WEEK RECOVERY  
 PERIOD IN RATS

DRAFT

INDIVIDUAL BODY WEIGHTS (Grams)

STUDY: 098

GROUP: 4M  
 DOSE: 18.0 (mg/kg)

SEX: MALE

ANIMAL #	DAY -7	DAY 0	DAY 7	DAY 14	DAY 21	DAY 28	DAY 35	DAY 42	DAY 49	DAY 56	DAY 63	DAY 70
921	152.0	204.8	231.0	a	a	a	a	a	a	a	a	a
922	143.3	204.8	245.4	257.5	257.2	278.7	298.5	323.2	334.9	339.1	351.3	361.8
923	157.9	224.0	254.1	245.1	275.2	272.2	246.0	265.0	321.3	330.3	362.8	375.1
924	162.6	225.9	244.6	272.6	291.9	308.4	322.2	349.9	371.2	375.2	377.5	384.2
925	163.9	210.8	225.8	252.9	272.1	281.3	295.0	329.8	343.5	347.4	362.3	380.1
926	181.9	246.6	266.7	c	c	c	c	c	c	c	c	c
927	178.9	241.2	273.1	293.8	309.1	317.4	347.8	371.2	392.0	374.0	384.7	399.1
928	188.4	255.0	293.0	309.2	341.8	352.0	370.3	407.6	415.6	428.5	438.2	452.0
929	174.0	233.8	258.1	258.8	268.4	268.2	240.9	292.6	321.5	320.7	333.7	349.1
930	183.5	246.9	276.1	269.2	311.7	314.1	337.0	355.8	381.9	382.4	358.7	396.0
931	166.6	224.4	252.7	266.6	286.5	308.7	330.3	342.3	336.8	346.5	354.9	360.6
932	162.9	215.4	234.4	263.7	261.9	263.1	292.9	307.4	330.8	321.0	346.8	351.0
933	165.8	228.1	267.3	282.7	308.1	311.5	349.7	372.7	366.3	382.5	388.9	402.1
934	171.2	227.8	265.0	262.3	262.9	262.2	231.4	267.5	296.1	a	a	a
935	163.6	225.3	271.8	292.6	316.6	319.1	331.1	332.3	355.6	359.5	367.5	371.2
936	172.6	228.5	261.4	c	c	c	c	c	c	c	c	c
937	169.0	225.1	235.3	c	c	c	c	c	c	c	c	c
938	187.0	252.2	277.5	287.9	304.5	319.9	333.9	355.6	379.0	386.6	386.5	386.0
939	177.1	239.0	263.1	276.6	295.6	310.0	316.4	344.4	362.3	344.4	372.0	373.4
940	148.7	203.4	231.1	220.8	254.8	272.0	311.7	345.8	363.0	373.3	389.6	392.9
MEAN	168.5	228.2	256.4	269.5	288.6	297.4	309.7	335.2	354.5	360.8	371.7	382.3
S.D.	12.38	15.44	18.48	21.40	25.33	26.33	40.57	37.88	30.58	29.24	24.75	25.47
N	20	20	20	16	16	16	16	16	16	15	15	15

--: Data Unavailable      a: Accidental Death      c: Animal Found Dead

THIRTEEN WEEK ORAL TOXICITY STUDY OF  
 WR 238605 WITH A THIRTEEN WEEK RECOVERY  
 PERIOD IN RATS

DRAFT

INDIVIDUAL BODY WEIGHTS (Grams)

STUDY: 098		GROUP: 4M DOSE: 18.0 (mg/kg)						SEX: MALE				
ANIMAL #	DAY 77	DAY 84	DAY 88	DAY 91	DAY 98	DAY 105	DAY 112	DAY 119	DAY 126	DAY 133	DAY 140	DAY 147
921	a	a	a	a	a	a	a	a	a	a	a	a
922	354.2	371.7	362.7	355.3	385.0	405.6	402.2	427.0	444.1	450.3	454.4	440.4
923	354.0	326.7	356.4	347.7	394.4	403.0	422.7	455.4	480.7	488.9	496.1	523.5
924	395.3	396.4	397.3	b	b	b	b	b	b	b	b	b
925	384.5	381.9	390.1	b	b	b	b	b	b	b	b	b
926	c	c	c	c	c	c	c	c	c	c	c	c
927	402.4	406.3	411.5	411.1	446.4	470.9	472.9	504.8	521.8	530.7	539.5	554.8
928	458.0	465.0	472.3	--	b	b	b	b	b	b	b	b
929	352.3	364.6	368.7	347.6	386.2	407.1	417.7	454.5	489.5	503.5	504.4	542.4
930	395.2	401.0	400.0	387.9	430.1	463.1	474.5	502.6	526.9	551.0	557.1	582.8
931	361.4	365.7	374.4	b	b	b	b	b	b	b	b	b
932	367.3	372.8	377.6	363.1	403.3	415.1	427.3	439.3	461.7	474.8	483.8	499.1
933	415.5	421.3	423.9	418.2	444.2	462.5	463.6	486.1	509.6	524.5	524.9	547.0
934	a	a	a	a	a	a	a	a	a	a	a	a
935	371.1	385.5	385.2	385.6	409.6	431.4	436.8	458.8	474.8	478.8	480.4	491.2
936	c	c	c	c	c	c	c	c	c	c	c	c
937	c	c	c	c	c	c	c	c	c	c	c	c
938	400.4	407.8	385.7	--	b	b	b	b	b	b	b	b
939	383.8	399.3	406.2	396.8	431.4	440.2	439.5	467.7	489.6	498.4	511.9	530.1
940	384.4	404.2	408.5	409.4	441.7	456.4	465.0	495.1	523.4	530.3	535.0	545.4
MEAN	385.3	391.3	394.7	382.3	417.2	435.5	442.2	469.1	492.2	503.1	508.8	525.7
S.D.	28.10	31.13	28.76	27.09	24.31	26.65	25.39	26.94	27.99	31.01	31.27	40.04
N	15	15	15	10	10	10	10	10	10	10	10	10

--: Data Unavailable      a: Accidental Death      b: Scheduled Sacrifice      c: Animal Found Dead

THIRTEEN WEEK ORAL TOXICITY STUDY OF  
 WR 238605 WITH A THIRTEEN WEEK RECOVERY  
 PERIOD IN RATS

DRAFT

INDIVIDUAL BODY WEIGHTS (Grams)

STUDY: 098

GROUP: 4M  
 DOSE: 18.0 (mg/kg)

SEX: MALE

ANIMAL # DAY 154 DAY 161 DAY 168 DAY 175 DAY 179

921		a	a	a	a	a
922	470.0		494.5	504.3	502.9	509.6
923	539.8		552.7	568.5	584.1	596.8
924		b	b	b	b	b
925		b	b	b	b	b
926		c	c	c	c	c
927	573.8		581.5	598.9	600.8	609.5
928		b	b	b	b	b
929	552.7		567.5	587.2	597.8	602.3
930	612.6		629.7	645.0	651.6	656.5
931		b	b	b	b	b
932	515.6		538.4	547.6	551.2	553.9
933	560.9		572.6	586.6	597.4	602.6
934		a	a	a	a	a
935	516.6		527.2	538.3	540.6	544.3
936		c	c	c	c	c
937		c	c	c	c	c
938		b	b	b	b	b
939	532.9		537.3	536.3	549.5	554.5
940	570.5		591.0	616.2	625.2	627.3
MEAN	544.5		559.2	572.9	580.1	585.7
S.D.	39.20		37.85	42.22	44.09	44.08
N	10		10	10	10	10

--: Data Unavailable    a: Accidental Death    b: Scheduled Sacrifice    c: Animal Found Dead

THIRTEEN WEEK ORAL TOXICITY STUDY OF  
 WR 238605 WITH A THIRTEEN WEEK RECOVERY  
 PERIOD IN RATS

DRAFT

INDIVIDUAL DAILY WEIGHT GAIN (Grams) <sup>a</sup>

STUDY: 098

GROUP: 1M  
 DOSE: 0 (mg/kg)

SEX: MALE

ANIMAL #	DAY 7 <sup>b</sup>	DAY 14	DAY 21	DAY 28	DAY 35	DAY 42	DAY 49	DAY 56	DAY 63	DAY 70	DAY 77
801	7.1	3.7	5.0	4.2	3.7	2.8	3.7	2.1	2.3	2.7	2.7
802	7.4	4.8	4.3	3.6	4.3	3.0	1.6	0.6	1.5	1.6	2.9
803	7.6	5.6	4.2	3.9	3.7	3.1	3.0	1.4	1.5	2.7	2.3
804	8.1	5.9	4.7	3.6	3.7	3.1	2.4	0.9	1.9	2.3	2.2
805	8.7	6.4	5.7	4.7	4.7	4.5	2.6	3.5	2.1	2.7	2.8
806	6.5	3.3	5.6	2.5	2.3	2.0	4.1	0.4	1.5	2.3	1.2
807	6.0	2.7	5.2	2.7	4.3	1.7	2.3	0.8	1.9	1.7	1.7
808	7.8	7.2	5.7	5.0	5.5	3.8	3.9	2.0	1.1	1.2	1.2
809	8.6	4.4	5.8	-0.6	9.1	3.9	2.7	-0.1	3.6	1.5	1.7
810	7.1	4.8	5.8	3.5	3.2	5.2	2.5	0.4	1.0	2.4	1.6
811	6.8	4.6	4.6	3.6	3.8	3.6	2.9	2.0	2.6	2.9	1.9
812	8.2	5.0	4.7	3.5	4.5	2.5	3.1	2.4	1.3	1.5	-0.1
813	6.7	4.6	3.7	3.7	3.3	2.6	3.1	1.6	0.7	1.1	1.5
814	6.0	2.4	6.1	3.3	5.3	3.7	3.6	1.0	2.9	2.6	2.8
815	8.4	4.6	5.7	4.7	5.2	5.1	4.5	1.2	3.8	3.7	3.5
816	8.7	6.1	5.7	3.8	5.1	4.6	4.0	2.2	3.9	2.8	1.7
817	7.0	5.7	4.7	4.2	3.8	2.7	2.1	2.2	2.3	1.9	2.1
818	7.1	5.7	5.8	5.5	4.6	4.4	3.2	3.4	2.2	1.7	1.9
819	7.5	5.3	4.3	4.2	3.9	3.9	3.2	3.3	2.0	2.3	2.1
820	8.0	6.9	6.2	4.6	4.6	4.4	4.4	2.4	2.6	2.3	1.8
MEAN	7.5	5.0	5.2	3.7	4.4	3.5	3.1	1.7	2.1	2.2	2.0
S.D.	0.84	1.29	0.73	1.25	1.36	0.99	0.79	1.04	0.91	0.66	0.77
N	20	20	20	20	20	20	20	20	20	20	20

---: Data Unavailable

a = successive periods

b = Baseline is Day 0

THIRTEEN WEEK ORAL TOXICITY STUDY OF  
WR 238605 WITH A THIRTEEN WEEK RECOVERY  
PERIOD IN RATS

DRAFT

INDIVIDUAL DAILY WEIGHT GAIN (Grams) <sup>a</sup>

STUDY: 098

GROUP: 1M  
DOSE: 0 (mg/kg)

SEX: MALE

ANIMAL #	DAY 84	DAY 88
801	1.5	3.3
802	1.6	0.5
803	2.3	1.2
804	2.2	-0.2
805	2.0	0.2
806	1.1	1.9
807	0.6	1.4
808	3.0	-0.9
809	0.1	0.7
810	2.5	2.0
811	1.4	-0.3
812	2.0	1.6
813	2.0	1.0
814	1.7	2.7
815	1.9	3.7
816	3.6	1.7
817	1.3	2.9
818	2.8	3.8
819	1.6	0.7
820	2.7	2.0
MEAN	1.9	1.5
S.D.	0.82	1.33
N	20	20

---: Data Unavailable

a = successive periods

THIRTEEN WEEK ORAL TOXICITY STUDY OF  
 WR 238605 WITH A THIRTEEN WEEK RECOVERY  
 PERIOD IN RATS

DRAFT

INDIVIDUAL DAILY WEIGHT GAIN (Grams)<sup>a</sup>

STUDY: 098

GROUP: 2M  
 DOSE: 0.5 (mg/kg)

SEX: MALE

ANIMAL #	DAY 7	DAY 14	DAY 21	DAY 28	DAY 35	DAY 42	DAY 49	DAY 56	DAY 63	DAY 70	DAY 77
841	6.7	4.9	4.7	3.4	3.5	3.7	1.4	2.7	1.3	1.1	2.1
842	7.8	5.6	5.9	2.9	2.7	3.0	3.0	1.6	2.9	1.7	1.1
843	-1.5	2.8	9.1	5.6	4.1	3.1	3.4	3.5	3.1	2.6	2.2
844	7.3	3.3	5.8	1.1	4.1	2.5	3.6	0.0	2.2	3.0	0.8
845	7.3	6.3	5.1	4.6	4.6	3.5	4.2	3.6	2.8	1.7	3.3
846	6.3	4.4	3.8	4.0	3.7	4.2	2.0	0.6	3.4	2.9	1.4
847	7.2	6.1	4.6	4.4	4.1	4.2	3.1	2.4	3.0	1.9	1.9
848	7.4	4.8	5.7	3.1	4.6	3.0	3.1	1.2	2.1	1.6	1.9
849	8.1	7.6	4.8	4.9	4.0	4.2	2.9	2.4	1.9	2.4	2.1
850	7.1	3.3	4.2	3.0	3.3	3.2	3.3	1.2	2.2	2.0	1.7
851	6.6	5.3	4.1	2.9	5.3	3.0	3.2	1.9	1.4	3.3	1.4
852	7.3	4.9	5.8	4.4	3.7	5.1	3.8	0.7	4.1	2.8	2.4
853	6.5	5.5	6.0	4.1	3.8	3.8	3.3	0.2	3.1	1.5	1.9
854	8.2	6.1	4.8	4.3	4.4	4.0	3.2	1.6	1.4	2.7	2.1
855	8.0	7.5	4.7	5.5	4.9	4.5	2.4	2.2	3.9	2.4	1.7
856	8.4	6.2	5.0	4.1	4.3	4.0	2.6	2.2	1.8	1.6	2.7
857	6.1	5.3	4.0	3.6	3.2	2.5	2.4	1.8	1.9	1.3	0.6
858	7.7	4.0	5.6	2.9	3.5	4.7	3.4	1.7	2.6	1.3	3.2
859	7.7	5.1	5.7	4.0	3.6	4.3	3.1	1.7	2.4	3.9	3.0
860	6.8	4.4	6.1	2.4	3.7	5.3	3.6	0.4	3.2	2.5	1.4
MEAN	6.9	5.2	5.3	3.8	4.0	3.8	3.1	1.7	2.5	2.2	1.9
S.D.	2.07	1.28	1.15	1.08	0.62	0.80	0.64	1.00	0.81	0.76	0.74
N	20	20	20	20	20	20	20	20	20	20	20

---: Data Unavailable

a = successive periods

THIRTEEN WEEK ORAL TOXICITY STUDY OF  
 WR 238605 WITH A THIRTEEN WEEK RECOVERY  
 PERIOD IN RATS

DRAFT

INDIVIDUAL DAILY WEIGHT GAIN (Grams)<sup>a</sup>

STUDY: 098

GROUP: 2M  
 DOSE: 0.5 (mg/kg)

SEX: MALE

ANIMAL # DAY 84 DAY 88

841	1.3	1.8
842	0.9	1.2
843	2.2	3.8
844	-1.3	2.9
845	2.8	1.4
846	1.3	1.3
847	0.0	0.2
848	0.9	2.8
849	2.6	0.6
850	0.1	1.9
851	1.6	2.6
852	1.7	3.2
853	1.2	2.5
854	-0.7	2.4
855	2.3	1.4
856	2.1	2.0
857	1.2	1.5
858	0.6	1.9
859	1.3	3.5
860	1.5	2.7

MEAN	1.2	2.1
S.D.	1.05	0.94
N	20	20

---: Data Unavailable

a = successive periods

THIRTEEN WEEK ORAL TOXICITY STUDY OF  
 WR 238605 WITH A THIRTEEN WEEK RECOVERY  
 PERIOD IN RATS

DRAFT

INDIVIDUAL DAILY WEIGHT GAIN (Grams)<sup>a</sup>

STUDY: 098

GROUP: 3M  
 DOSE: 6.0 (mg/kg)

SEX: MALE

ANIMAL #	DAY 7 <sup>b</sup>	DAY 14	DAY 21	DAY 28	DAY 35	DAY 42	DAY 49	DAY 56	DAY 63	DAY 70	DAY 77
881	6.5	4.3	2.9	3.0	1.7	2.3	1.4	1.0	2.0	2.2	1.5
882	7.0	5.7	4.4	2.4	3.5	3.3	1.5	2.2	2.8	1.0	2.0
883	6.9	4.0	2.3	3.2	0.8	1.7	1.7	0.9	1.7	1.2	1.9
884	7.2	3.5	1.3	1.2	3.1	4.0	0.9	0.3	0.3	1.7	1.3
885	6.8	5.5	2.0	2.8	2.6	3.3	0.9	3.2	0.0	1.9	0.1
886	5.3	5.1	2.8	0.8	3.0	0.6	0.2	2.1	0.6	1.7	0.1
887	7.7	2.8	3.7	1.6	3.0	3.1	2.5	-0.2	4.1	2.2	1.3
888	7.3	5.8	1.8	2.8	3.3	2.9	1.4	3.2	1.4	1.9	2.7
889	7.5	6.0	4.4	1.2	3.7	4.6	2.1	1.4	2.6	1.8	0.7
890	7.4	4.5	3.5	2.3	2.9	3.3	2.0	-0.1	3.2	1.6	2.2
891	3.2	6.4	3.4	2.8	3.5	4.4	1.5	1.8	1.4	0.3	2.0
892	7.0	5.7	3.2	2.4	3.4	1.2	2.2	1.6	1.8	0.6	1.9
893	7.7	4.3	4.9	2.0	4.5	3.7	1.6	2.2	1.4	2.3	1.8
894	7.8	6.1	3.7	3.2	3.5	2.6	1.7	2.4	0.5	0.5	0.8
895	9.4	6.0	2.9	1.3	2.5	4.0	2.0	-0.8	4.4	2.7	1.9
896	6.7	3.5	2.4	2.6	-0.6	4.0	1.3	0.6	2.1	2.0	1.2
897	8.8	5.3	3.8	3.6	2.7	4.3	1.4	2.0	3.1	2.6	1.3
898	7.9	5.6	2.8	2.3	2.9	2.1	1.9	2.3	1.1	1.5	1.2
899	7.0	2.5	4.0	1.1	2.5	1.9	-1.6	2.1	0.5	2.6	1.5
900	7.9	5.0	3.4	0.9	4.2	2.0	1.1	-1.6	2.6	2.1	2.4
MEAN	7.2	4.9	3.2	2.2	2.8	3.0	1.4	1.3	1.9	1.7	1.5
S.D.	1.26	1.15	0.93	0.86	1.14	1.13	0.88	1.30	1.24	0.70	0.69
N	20	20	20	20	20	20	20	20	20	20	20

---: Data Unavailable

a = successive periods

b = Baseline is Day 0

THIRTEEN WEEK ORAL TOXICITY STUDY OF  
 WR 238605 WITH A THIRTEEN WEEK RECOVERY  
 PERIOD IN RATS

DRAFT

INDIVIDUAL DAILY WEIGHT GAIN (Grams)<sup>a</sup>

STUDY: 098

GROUP: 3M  
 DOSE: 6.0 (mg/kg)

SEX: MALE

ANIMAL #      DAY 84      DAY 88

881	0.4	0.3
882	0.9	-0.1
883	-0.3	-2.0
884	0.4	3.5
885	1.2	-0.2
886	-1.0	3.9
887	1.4	0.0
888	0.6	1.2
889	2.7	-0.9
890	1.6	0.4
891	-0.3	2.1
892	0.6	1.0
893	2.0	3.1
894	1.5	2.0
895	-0.2	-2.8
896	-1.1	2.2
897	0.3	2.4
898	-2.4	5.3
899	0.5	0.1
900	1.6	2.0

MEAN	0.5	1.2
S.D.	1.19	2.00
N	20	20

---: Data Unavailable

a = successive periods

THIRTEEN WEEK ORAL TOXICITY STUDY OF  
 WR 238605 WITH A THIRTEEN WEEK RECOVERY  
 PERIOD IN RATS

DRAFT

INDIVIDUAL DAILY WEIGHT GAIN (Grams)<sup>a</sup>

STUDY: 098

GROUP: 4M  
 DOSE: 18.0 (mg/kg)

SEX: MALE

ANIMAL #	DAY 7 <sup>b</sup>	DAY 14	DAY 21	DAY 28	DAY 35	DAY 42	DAY 49	DAY 56	DAY 63	DAY 70	DAY 77
921	3.7	a	a	a	a	a	a	a	a	a	a
922	5.8	1.7	0.0	3.1	2.8	3.5	1.7	0.6	1.7	1.5	-1.1
923	4.3	-1.3	4.3	-0.4	-3.7	2.7	8.0	1.3	4.6	1.8	-3.0
924	2.7	4.0	2.8	2.4	2.0	4.0	3.0	0.6	0.3	1.0	1.6
925	2.1	3.9	2.7	1.3	2.0	5.0	2.0	0.6	2.1	2.5	0.6
926	2.9	c	c	c	c	c	c	c	c	c	c
927	4.6	3.0	2.2	1.2	4.3	3.3	3.0	-2.6	1.5	2.1	0.5
928	5.4	2.3	4.7	1.5	2.6	5.3	1.1	1.8	1.4	2.0	0.9
929	3.5	0.1	1.4	0.0	-3.9	7.4	4.1	-0.1	1.9	2.2	0.5
930	4.2	-1.0	6.1	0.3	3.3	2.7	3.7	0.1	-3.4	5.3	-0.1
931	4.0	2.0	2.8	3.2	3.1	1.7	-0.8	1.4	1.2	0.8	0.1
932	2.7	4.2	-0.3	0.2	4.3	2.1	3.3	-1.4	3.7	0.6	2.3
933	5.6	2.2	3.6	0.5	5.5	3.3	-0.9	2.3	0.9	1.9	1.9
934	5.3	-0.4	0.1	-0.1	-4.4	5.2	4.1	a	a	a	a
935	6.6	3.0	3.4	0.4	1.7	0.2	3.3	0.6	1.1	0.5	0.0
936	4.7	c	c	c	c	c	c	c	c	c	c
937	1.5	c	c	c	c	c	c	c	c	c	c
938	3.6	1.5	2.4	2.2	2.0	3.1	3.3	1.1	0.0	-0.1	2.1
939	3.4	1.9	2.7	2.1	0.9	4.0	2.6	-2.6	3.9	0.2	1.5
940	4.0	-1.5	4.9	2.5	5.7	4.9	2.5	1.5	2.3	0.5	-1.2
MEAN	4.0	1.6	2.7	1.3	1.8	3.7	2.8	0.3	1.5	1.5	0.4
S.D.	1.31	1.90	1.81	1.19	3.15	1.70	2.06	1.48	1.88	1.33	1.43
N	20	16	16	16	16	16	16	15	15	15	15

--: Data Unavailable    a: Accidental Death    c: Animal Found Dead

a = successive periods

b = Baseline is Day 0

THIRTEEN WEEK ORAL TOXICITY STUDY OF  
 WR 238605 WITH A THIRTEEN WEEK RECOVERY  
 PERIOD IN RATS

DRAFT

INDIVIDUAL DAILY WEIGHT GAIN (Grams)<sup>a</sup>

STUDY: 098

GROUP: 4M  
 DOSE: 18.0 (mg/kg)

SEX: MALE

ANIMAL # DAY 84 DAY 88

921	a	a
922	2.5	-2.3
923	-3.9	7.4
924	0.2	0.2
925	-0.4	2.1
926	c	c
927	0.6	1.3
928	1.0	1.8
929	1.8	1.0
930	0.8	-0.3
931	0.6	2.2
932	0.8	1.2
933	0.8	0.7
934	a	a
935	2.1	-0.1
936	c	c
937	c	c
938	1.1	-5.5
939	2.2	1.7
940	2.8	1.1

MEAN	0.9	0.8
S.D.	1.59	2.69
N	15	15

--: Data Unavailable    a: Accidental Death    c: Animal Found Dead

a = successive periods

THIRTEEN WEEK ORAL TOXICITY STUDY OF  
 WR 238605 WITH A THIRTEEN WEEK RECOVERY  
 PERIOD IN RATS

DRAFT

INDIVIDUAL DAILY WEIGHT GAIN (Grams)<sup>a</sup>

STUDY: 098

GROUP: 1M  
 DOSE: 0 (mg/kg)

SEX: MALE

ANIMAL #	DAY 98	DAY 105	DAY 112	DAY 119	DAY 126	DAY 133	DAY 140	DAY 147	DAY 154	DAY 161	DAY 168
801	3.4	1.5	-0.9	1.3	2.8	1.3	-0.1	1.5	1.9	2.8	0.1
802	1.4	2.7	-1.3	0.7	1.2	0.4	-2.9	4.4	2.0	1.9	1.9
803	b	b	b	b	b	b	b	b	b	b	b
804	b	b	b	b	b	b	b	b	b	b	b
805	b	b	b	b	b	b	b	b	b	b	b
806	2.7	1.8	-0.1	2.1	0.6	2.0	-0.1	2.1	1.4	1.2	1.4
807	1.6	1.7	-0.9	2.2	3.0	-0.6	-3.1	3.1	1.6	0.5	0.9
808	b	b	b	b	b	b	b	b	b	b	b
809	1.8	2.3	0.5	2.8	1.8	2.7	-1.1	2.2	1.1	2.2	1.4
810	1.1	3.4	-2.4	3.5	1.3	2.0	-1.8	2.1	0.8	0.0	0.9
811	3.2	2.6	1.3	2.9	2.0	1.2	-0.1	2.6	0.6	2.1	1.7
812	b	b	b	b	b	b	b	b	b	b	b
813	b	b	b	b	b	b	b	b	b	b	b
814	2.2	2.6	-0.5	2.2	1.7	1.8	0.6	2.1	2.6	1.9	1.0
815	3.3	3.8	0.3	2.1	2.3	0.7	0.7	0.7	3.2	-2.1	4.4
816	2.2	3.2	2.2	2.0	0.3	2.5	0.2	2.0	2.4	1.3	0.4
817	b	b	b	b	b	b	b	b	b	b	b
818	b	b	b	b	b	b	b	b	b	b	b
819	b	b	b	b	b	b	b	b	b	b	b
820	b	b	b	b	b	b	b	b	b	b	b
MEAN	2.3	2.6	-0.2	2.2	1.7	1.4	-0.8	2.3	1.8	1.2	1.4
S.D.	0.83	0.76	1.33	0.79	0.88	1.02	1.39	0.98	0.82	1.42	1.19
N	10	10	10	10	10	10	10	10	10	10	10

--: Data Unavailable      b: Scheduled Sacrifice

a = successive

THIRTEEN WEEK ORAL TOXICITY STUDY OF  
 WR 238605 WITH A THIRTEEN WEEK RECOVERY  
 PERIOD IN RATS

DRAFT

INDIVIDUAL DAILY WEIGHT GAIN (Grams)<sup>a</sup>

STUDY: 098

GROUP: 1M  
 DOSE: 0 (mg/kg)

SEX: MALE

ANIMAL # DAY 175 DAY 179

801	0.9	2.4
802	0.7	2.9
803	b	b
804	b	b
805	b	b
806	-0.2	1.4
807	0.9	2.7
808	b	b
809	-0.4	2.2
810	0.0	4.2
811	0.4	0.4
812	b	b
813	b	b
814	0.1	0.8
815	0.8	1.7
816	0.8	-0.7
817	b	b
818	b	b
819	b	b
820	b	b

MEAN	0.4	1.8
S.D.	0.49	1.40
N	10	10

--: Data Unavailable      b: Scheduled Sacrifice

a = successive periods

THIRTEEN WEEK ORAL TOXICITY STUDY OF  
 WR 238605 WITH A THIRTEEN WEEK RECOVERY  
 PERIOD IN RATS

DRAFT

INDIVIDUAL DAILY WEIGHT GAIN (Grams)<sup>a</sup>

STUDY: 098

GROUP: 2M  
 DOSE: 0.5 (mg/kg)

SEX: MALE

ANIMAL #	DAY 98	DAY 105	DAY 112	DAY 119	DAY 126	DAY 133	DAY 140	DAY 147	DAY 154	DAY 161	DAY 168
841	b	b	b	b	b	b	b	b	b	b	b
842	b	b	b	b	b	b	b	b	b	b	b
843	b	b	b	b	b	b	b	b	b	b	b
844	0.6	1.5	-0.5	1.2	3.2	2.6	0.2	0.2	0.7	2.2	-0.8
845	b	b	b	b	b	b	b	b	b	b	b
846	4.0	1.6	-2.1	3.3	1.4	1.3	-2.6	3.1	0.8	1.5	0.0
847	b	b	b	b	b	b	b	b	b	b	b
848	1.4	1.6	0.1	1.9	0.8	1.5	1.2	0.6	2.2	1.4	1.4
849	b	b	b	b	b	b	b	b	b	b	b
850	2.0	2.3	0.1	1.7	0.4	1.4	-1.2	2.3	1.9	0.4	1.0
851	3.1	2.6	0.8	1.3	1.9	1.2	-0.2	1.0	1.0	1.3	1.4
852	1.5	2.6	1.4	0.9	2.0	0.3	-0.1	2.7	1.0	1.5	0.3
853	3.3	2.6	1.6	1.0	4.1	1.1	-0.8	2.0	2.4	1.8	0.6
854	b	b	b	b	b	b	b	b	b	b	b
855	b	b	b	b	b	b	b	b	b	b	b
856	b	b	b	b	b	b	b	b	b	b	b
857	b	b	b	b	b	b	b	b	b	b	b
858	2.7	3.1	1.1	1.3	1.1	3.3	-0.5	1.3	1.2	1.8	-0.3
859	2.7	3.1	0.0	2.8	1.3	2.0	0.5	1.5	3.1	1.1	0.1
860	3.3	3.2	-0.4	2.0	2.3	1.1	0.3	3.1	0.9	2.5	1.0
MEAN	2.5	2.4	0.2	1.7	1.9	1.6	-0.3	1.8	1.5	1.6	0.5
S.D.	1.06	0.65	1.09	0.79	1.12	0.85	1.05	1.03	0.82	0.58	0.74
N	10	10	10	10	10	10	10	10	10	10	10

--: Data Unavailable      b: Scheduled Sacrifice

a = successive periods

THIRTEEN WEEK ORAL TOXICITY STUDY OF  
 WR 238605 WITH A THIRTEEN WEEK RECOVERY  
 PERIOD IN RATS

DRAFT

INDIVIDUAL DAILY WEIGHT GAIN (Grams)<sup>a</sup>

STUDY: 098

GROUP: 2M  
 DOSE: 0.5 (mg/kg)

SEX: MALE

ANIMAL # DAY 175 DAY 179

841	b	b
842	b	b
843	b	b
844	0.9	1.9
845	b	b
846	0.2	3.0
847	b	b
848	1.1	-0.6
849	b	b
850	-1.1	1.7
851	0.9	-0.1
852	0.4	2.0
853	1.7	0.6
854	b	b
855	b	b
856	b	b
857	b	b
858	1.9	-0.1
859	0.3	-0.4
860	1.4	0.8

MEAN	0.8	0.9
S.D.	0.87	1.22
N	10	10

--: Data Unavailable      b: Scheduled Sacrifice

a = successive periods

THIRTEEN WEEK ORAL TOXICITY STUDY OF  
 WR 238605 WITH A THIRTEEN WEEK RECOVERY  
 PERIOD IN RATS

DRAFT

INDIVIDUAL DAILY WEIGHT GAIN (Grams)<sup>a</sup>

STUDY: 098

GROUP: 3M  
 DOSE: 6.0 (mg/kg)

SEX: MALE

ANIMAL #	DAY 98	DAY 105	DAY 112	DAY 119	DAY 126	DAY 133	DAY 140	DAY 147	DAY 154	DAY 161	DAY 168
881	b	b	b	b	b	b	b	b	b	b	b
882	b	b	b	b	b	b	b	b	b	b	b
883	b	b	b	b	b	b	b	b	b	b	b
884	3.7	2.7	0.6	2.1	2.0	1.4	1.3	1.1	1.8	1.5	0.7
885	b	b	b	b	b	b	b	b	b	b	b
886	b	b	b	b	b	b	b	b	b	b	b
887	7.0	1.3	-0.3	5.0	2.5	0.9	1.6	0.4	2.2	1.9	1.5
888	b	b	b	b	b	b	b	b	b	b	b
889	3.9	4.0	1.7	1.8	5.0	2.6	-0.8	2.5	2.6	1.8	3.9
890	3.1	2.7	0.1	2.9	3.2	0.9	0.4	1.8	2.4	2.2	1.3
891	b	b	b	b	b	b	b	b	b	b	b
892	b	b	b	b	b	b	b	b	b	b	b
893	4.9	2.1	-0.1	2.7	4.8	2.5	0.3	3.3	2.0	1.9	1.8
894	b	b	b	b	b	b	b	b	b	b	b
895	4.7	3.9	2.1	-0.2	9.5	1.7	0.6	1.7	0.9	2.1	2.1
896	1.8	3.2	2.0	2.0	2.3	3.2	1.1	1.7	2.0	3.7	1.2
897	3.3	3.1	1.5	3.3	3.0	3.0	-1.2	0.6	2.0	0.6	1.0
898	b	b	b	b	b	b	b	b	b	b	b
899	4.9	2.6	1.3	1.9	2.6	0.3	0.7	1.7	1.5	1.2	1.3
900	4.7	4.1	0.1	3.0	3.5	3.3	0.6	4.1	2.0	2.0	1.6
MEAN	4.2	3.0	0.9	2.5	3.8	2.0	0.5	1.9	1.9	1.9	1.6
S.D.	1.39	0.89	0.92	1.33	2.23	1.08	0.87	1.15	0.47	0.80	0.89
N	10	10	10	10	10	10	10	10	10	10	10

--: Data Unavailable

b: Scheduled Sacrifice

a = successive periods

THIRTEEN WEEK ORAL TOXICITY STUDY OF  
 WR 238605 WITH A THIRTEEN WEEK RECOVERY  
 PERIOD IN RATS

DRAFT

INDIVIDUAL DAILY WEIGHT GAIN (Grams)<sup>a</sup>

STUDY: 098

GROUP: 3M  
 DOSE: 6.0 (mg/kg)

SEX: MALE

ANIMAL # DAY 175 DAY 179

881	b	b
882	b	b
883	b	b
884	1.8	-0.3
885	b	b
886	b	b
887	1.7	0.1
888	b	b
889	0.8	2.6
890	1.3	0.7
891	b	b
892	b	b
893	0.5	1.5
894	b	b
895	0.0	1.9
896	1.4	4.3
897	1.2	1.8
898	b	b
899	-0.7	0.3
900	1.9	0.7

MEAN	1.0	1.4
S.D.	0.84	1.38
N	10	10

--: Data Unavailable      b: Scheduled Sacrifice

a = successive periods

THIRTEEN WEEK ORAL TOXICITY STUDY OF  
 WR 238605 WITH A THIRTEEN WEEK RECOVERY  
 PERIOD IN RATS

DRAFT

INDIVIDUAL DAILY WEIGHT GAIN (Grams)<sup>a</sup>

STUDY: 098

GROUP: 4M

SEX: MALE

DOSE: 18.0 (mg/kg)

ANIMAL #	DAY 98	DAY 105	DAY 112	DAY 119	DAY 126	DAY 133	DAY 140	DAY 147	DAY 154	DAY 161	DAY 168
921	a	a	a	a	a	a	a	a	a	a	a
922	4.2	2.9	-0.5	3.5	2.4	0.9	0.6	-2.0	4.2	3.5	1.4
923	6.7	1.2	2.8	4.7	3.6	1.2	1.0	3.9	2.3	1.8	2.3
924	b	b	b	b	b	b	b	b	b	b	b
925	b	b	b	b	b	b	b	b	b	b	b
926	c	c	c	c	c	c	c	c	c	c	c
927	5.0	3.5	0.3	4.6	2.4	1.3	1.3	2.2	2.7	1.1	2.5
928	b	b	b	b	b	b	b	b	b	b	b
929	5.5	3.0	1.5	5.3	5.0	2.0	0.1	5.4	1.5	2.1	2.8
930	6.0	4.7	1.6	4.0	3.5	3.4	0.9	3.7	4.3	2.4	2.2
931	b	b	b	b	b	b	b	b	b	b	b
932	5.7	1.7	1.7	1.7	3.2	1.9	1.3	2.2	2.4	3.3	1.3
933	3.7	2.6	0.2	3.2	3.4	2.1	0.1	3.2	2.0	1.7	2.0
934	a	a	a	a	a	a	a	a	a	a	a
935	3.4	3.1	0.8	3.1	2.3	0.6	0.2	1.5	3.6	1.5	1.6
936	c	c	c	c	c	c	c	c	c	c	c
937	c	c	c	c	c	c	c	c	c	c	c
938	b	b	b	b	b	b	b	b	b	b	b
939	4.9	1.3	-0.1	4.0	3.1	1.3	1.9	2.6	0.4	0.6	-0.1
940	4.6	2.1	1.2	4.3	4.0	1.0	0.7	1.5	3.6	2.9	3.6
MEAN	5.0	2.6	1.0	3.8	3.3	1.6	0.8	2.4	2.7	2.1	2.0
S.D.	1.04	1.08	1.00	1.02	0.83	0.81	0.59	1.96	1.24	0.94	1.00
N	10	10	10	10	10	10	10	10	10	10	10

--: Data Unavailable    a: Accidental Death    b: Scheduled Sacrifice    c: Animal Found Dead

a = successive periods

THIRTEEN WEEK ORAL TOXICITY STUDY OF  
 WR 238605 WITH A THIRTEEN WEEK RECOVERY  
 PERIOD IN RATS

DRAFT

INDIVIDUAL DAILY WEIGHT GAIN (Grams)<sup>a</sup>

STUDY: 098

GROUP: 4M  
 DOSE: 18.0 (mg/kg)

SEX: MALE

ANIMAL # DAY 175 DAY 179

921	a	a
922	-0.2	1.7
923	2.2	3.2
924	b	b
925	b	b
926	c	c
927	0.3	2.2
928	b	b
929	1.5	1.1
930	0.9	1.2
931	b	b
932	0.5	0.7
933	1.5	1.3
934	a	a
935	0.3	0.9
936	c	c
937	c	c
938	b	b
939	1.9	1.3
940	1.3	0.5
MEAN	1.0	1.4
S.D.	0.78	0.79
N	10	10

--: Data Unavailable    a: Accidental Death    b: Scheduled Sacrifice    c: Animal Found Dead

a = successive periods

THIRTEEN WEEK ORAL TOXICITY STUDY OF  
 WR 238605 WITH A THIRTEEN WEEK RECOVERY  
 PERIOD IN RATS

DRAFT

INDIVIDUAL BODY WEIGHTS (Grams)

STUDY: 098		GROUP: 1F						SEX: FEMALE				
		DOSE: 0 (mg/kg)										
ANIMAL #	DAY -7	DAY 0	DAY 7	DAY 14	DAY 21	DAY 28	DAY 35	DAY 42	DAY 49	DAY 56	DAY 63	DAY 70
821	128.8	162.0	185.9	197.7	211.9	221.9	227.4	240.7	244.3	243.8	247.3	252.1
822	128.2	149.1	178.2	199.3	209.0	221.7	231.4	240.0	246.1	242.6	251.4	260.5
823	140.5	172.2	198.3	198.7	218.8	219.3	242.1	239.3	256.5	244.9	254.3	275.7
824	150.2	185.0	204.9	222.8	237.6	246.0	245.6	268.3	272.3	266.6	270.2	282.3
825	121.4	154.7	174.8	186.7	208.1	212.0	225.6	230.9	246.7	247.2	253.2	261.6
826	135.6	169.4	191.1	211.9	225.0	238.5	251.5	261.0	271.5	278.5	294.7	292.5
827	135.0	160.6	180.2	194.5	209.3	221.1	227.9	240.7	249.6	245.0	256.9	253.7
828	145.9	178.7	198.8	215.3	230.0	241.2	252.8	264.4	273.3	280.1	289.3	294.1
829	135.4	157.3	178.1	193.4	202.2	207.4	216.2	220.8	226.9	228.9	235.3	244.8
830	144.8	171.6	193.4	216.6	229.0	232.5	252.5	263.9	277.1	266.0	275.9	283.4
831	121.6	152.4	170.1	188.2	202.2	207.4	209.6	225.2	234.6	231.9	230.1	243.8
832	137.9	165.3	191.1	204.5	219.7	223.4	239.4	270.8	256.4	258.5	260.8	266.3
833	131.9	166.4	190.8	207.0	218.8	235.6	251.9	263.5	260.6	278.0	288.2	293.6
834	158.6	189.7	216.6	224.8	228.5	238.4	256.2	272.3	287.8	286.3	293.8	303.3
835	143.8	171.2	187.9	205.2	227.4	226.7	249.5	263.2	271.3	275.4	284.4	292.9
836	134.5	179.5	197.1	216.3	233.6	233.8	258.0	267.5	273.1	278.8	276.4	291.0
837	132.8	160.1	186.5	196.4	209.6	222.7	227.9	251.1	247.4	244.8	254.3	266.0
838	140.6	173.2	195.2	206.1	219.4	235.2	238.9	254.7	258.7	263.0	272.6	275.2
839	147.9	186.6	216.3	231.3	239.1	252.4	270.4	273.3	288.9	285.2	299.4	309.5
840	142.3	169.0	187.5	208.4	222.6	223.5	241.5	254.9	258.7	257.0	269.5	270.8
MEAN	137.9	168.7	191.1	206.3	220.1	228.0	240.8	253.3	260.1	260.1	267.9	275.7
S.D.	9.37	11.40	12.31	12.28	11.21	12.25	15.29	16.28	16.72	18.15	20.05	19.37
N	20	20	20	20	20	20	20	20	20	20	20	20

---: Data Unavailable

THIRTEEN WEEK ORAL TOXICITY STUDY OF  
 WR 238605 WITH A THIRTEEN WEEK RECOVERY  
 PERIOD IN RATS

DRAFT

INDIVIDUAL BODY WEIGHTS (Grams)

STUDY: 098

GROUP: 1F  
 DOSE: 0 (mg/kg)

SEX: FEMALE

ANIMAL #	DAY 77	DAY 84	DAY 88	DAY 91	DAY 98	DAY 105	DAY 112	DAY 119	DAY 126	DAY 133	DAY 140	DAY 147
821	259.5	263.4	282.2	--	b	b	b	b	b	b	b	b
822	264.3	258.4	264.2	b	b	b	b	b	b	b	b	b
823	264.1	287.9	284.1	275.2	287.8	296.0	284.0	304.6	305.1	312.4	297.6	322.1
824	290.4	287.7	291.9	279.9	300.3	299.4	287.5	296.3	304.8	300.9	293.6	301.7
825	268.9	269.2	270.5	b	b	b	b	b	b	b	b	b
826	294.9	310.0	302.3	--	b	b	b	b	b	b	b	b
827	266.2	259.8	267.4	271.9	265.7	273.9	269.5	302.8	282.9	288.9	280.1	283.9
828	300.7	308.8	309.1	b	b	b	b	b	b	b	b	b
829	250.1	248.3	251.5	--	b	b	b	b	b	b	b	b
830	284.3	294.6	296.0	298.4	299.1	309.9	296.5	311.9	314.8	316.6	315.0	323.8
831	240.3	256.3	257.3	247.9	253.7	269.0	263.1	269.1	269.8	282.4	285.6	284.8
832	268.9	276.0	273.2	b	b	b	b	b	b	b	b	b
833	294.3	302.5	307.2	--	b	b	b	b	b	b	b	b
834	304.5	304.9	309.6	309.4	311.0	318.6	311.1	322.1	324.4	331.7	329.8	363.5
835	310.3	314.8	323.4	327.1	324.3	325.7	323.9	340.3	342.3	355.8	351.0	360.9
836	298.8	310.4	304.9	305.0	305.6	316.5	316.1	318.3	338.9	343.5	342.6	357.6
837	276.9	282.3	290.1	282.4	298.2	303.0	290.3	306.3	317.9	319.8	314.7	329.0
838	276.3	289.5	286.5	b	b	b	b	b	b	b	b	b
839	304.9	311.6	321.1	b	b	b	b	b	b	b	b	b
840	275.3	284.8	285.5	287.7	295.7	281.4	290.5	299.9	302.6	296.1	299.5	306.3
MEAN	279.7	286.1	288.9	288.5	294.1	299.3	293.3	307.2	310.4	314.8	311.0	323.4
S.D.	19.66	21.22	20.56	22.38	20.79	19.40	19.43	18.60	22.67	23.78	24.03	29.87
N	20	20	20	10	10	10	10	10	10	10	10	10

--: Data Unavailable      b: Scheduled Sacrifice

THIRTEEN WEEK ORAL TOXICITY STUDY OF  
 WR 238605 WITH A THIRTEEN WEEK RECOVERY  
 PERIOD IN RATS

DRAFT

INDIVIDUAL BODY WEIGHTS (Grams)

STUDY: 098

GROUP: 1F  
 DOSE: 0 (mg/kg)

SEX: FEMALE

ANIMAL # DAY 154 DAY 161 DAY 168 DAY 175 DAY 179

821	b	b	b	b	b
822	b	b	b	b	b
823	332.5	332.3	338.4	330.9	341.6
824	312.4	317.2	314.1	305.9	310.0
825	b	b	b	b	b
826	b	b	b	b	b
827	287.0	296.3	294.3	295.1	297.0
828	b	b	b	b	b
829	b	b	b	b	b
830	330.9	337.9	337.3	347.7	343.5
831	286.5	284.4	292.5	303.7	302.0
832	b	b	b	b	b
833	b	b	b	b	b
834	358.8	366.4	356.6	352.5	352.2
835	359.1	366.7	373.2	384.8	386.2
836	387.8	377.9	368.0	372.0	374.0
837	337.4	341.2	345.4	349.6	355.7
838	b	b	b	b	b
839	b	b	b	b	b
840	306.5	299.6	292.2	300.5	293.4

MEAN	329.9	332.0	331.2	334.3	335.6
S.D.	32.80	32.36	31.14	31.89	33.11
N	10	10	10	10	10

--: Data Unavailable      b: Scheduled Sacrifice

THIRTEEN WEEK ORAL TOXICITY STUDY OF  
WR 238605 WITH A THIRTEEN WEEK RECOVERY  
PERIOD IN RATS

DRAFT

INDIVIDUAL BODY WEIGHTS (Grams)

STUDY: 098		GROUP: 2F						SEX: FEMALE					
		DOSE: 0.5 (mg/kg)											
ANIMAL #	DAY -7	DAY 0	DAY 7	DAY 14	DAY 21	DAY 28	DAY 35	DAY 42	DAY 49	DAY 56	DAY 63	DAY 70	
861	138.9	171.9	195.7	209.3	223.5	233.8	243.4	252.8	261.9	263.6	271.1	277.8	
862	141.5	170.1	186.6	199.4	214.3	226.3	235.0	235.0	244.1	249.2	256.1	257.8	
863	130.9	165.2	176.2	198.4	207.6	214.2	227.3	233.8	230.0	235.4	243.3	245.0	
864	137.9	170.4	193.5	202.8	221.0	226.3	235.5	243.5	252.2	248.3	253.2	260.1	
865	131.9	163.4	182.7	199.4	209.5	215.6	224.7	233.3	232.3	239.9	247.4	260.0	
866	134.4	168.0	195.4	209.5	230.2	245.0	248.7	249.8	260.7	264.9	274.4	270.7	
867	132.9	169.3	195.6	206.4	231.6	232.7	247.2	259.6	260.9	262.5	273.1	280.5	
868	151.1	179.2	199.6	209.7	219.0	232.6	240.0	239.5	251.6	253.6	265.5	264.5	
869	135.8	173.8	199.2	218.1	234.1	255.7	271.3	283.0	288.6	288.1	303.3	305.1	
870	125.6	153.5	169.7	188.3	198.6	214.8	222.5	231.0	242.2	236.7	245.6	252.8	
871	125.5	144.5	163.5	172.3	189.3	190.0	204.2	205.7	213.3	210.9	223.5	223.3	
872	135.5	159.7	185.5	202.4	216.6	230.3	246.4	262.8	270.7	262.5	279.0	284.8	
873	144.3	179.5	196.6	208.6	223.2	235.0	251.9	264.5	260.2	261.0	268.5	272.4	
874	120.2	150.4	174.8	193.0	208.0	223.6	239.0	254.5	264.5	263.0	275.2	282.6	
875	149.5	179.8	201.4	221.5	227.1	247.5	254.4	265.6	267.4	258.4	272.4	268.3	
876	147.4	177.7	195.4	204.4	225.2	238.3	242.6	245.2	255.1	265.2	257.6	272.7	
877	144.6	169.8	194.2	199.8	224.4	226.7	239.2	260.1	265.7	254.5	273.1	282.1	
878	143.3	171.6	190.6	210.1	225.0	245.0	259.4	263.6	269.9	278.6	291.1	293.0	
879	135.2	158.4	174.5	185.0	194.8	197.3	212.1	215.7	219.0	215.2	227.8	233.6	
880	156.1	188.1	219.8	235.0	248.1	254.4	273.6	284.4	292.0	290.1	308.3	308.5	
MEAN	138.1	168.2	189.5	203.7	218.6	229.3	240.9	249.2	255.1	255.1	265.5	269.8	
S.D.	9.22	10.84	13.07	13.47	14.18	17.11	17.49	20.16	20.45	20.44	21.98	21.47	
N	20	20	20	20	20	20	20	20	20	20	20	20	

---: Data Unavailable

THIRTEEN WEEK ORAL TOXICITY STUDY OF  
 WR 238605 WITH A THIRTEEN WEEK RECOVERY  
 PERIOD IN RATS

DRAFT

INDIVIDUAL BODY WEIGHTS (Grams)

STUDY: 098		GROUP: 2F						SEX: FEMALE					
		DOSE: 0.5 (mg/kg)											
ANIMAL #	DAY 77	DAY 84	DAY 88	DAY 91	DAY 98	DAY 105	DAY 112	DAY 119	DAY 126	DAY 133	DAY 140	DAY 147	
861	285.2	289.9	294.5	288.5	293.6	298.8	306.0	313.4	320.4	333.0	331.8	326.5	
862	265.4	267.3	276.1	--	b	b	b	b	b	b	b	b	
863	252.0	253.9	260.2	b	b	b	b	b	b	b	b	b	
864	270.7	259.3	271.3	260.6	265.7	278.8	271.1	286.6	289.0	294.0	291.7	298.9	
865	266.1	260.6	267.6	--	b	b	b	b	b	b	b	b	
866	283.9	277.1	283.0	--	b	b	b	b	b	b	b	b	
867	295.9	293.9	298.4	286.9	303.6	306.1	306.9	336.9	343.2	346.9	326.4	329.0	
868	271.1	277.5	276.0	268.9	279.6	286.7	271.1	288.4	279.6	276.5	281.3	282.9	
869	312.5	310.5	315.9	--	b	b	b	b	b	b	b	b	
870	263.5	262.4	270.8	--	b	b	b	b	b	b	b	b	
871	234.7	231.7	239.0	236.3	244.8	254.6	239.6	247.6	249.6	257.4	252.1	261.3	
872	293.2	292.8	299.6	b	b	b	b	b	b	b	b	b	
873	280.8	282.0	289.6	279.7	290.7	297.5	291.3	301.0	303.7	307.3	304.9	308.1	
874	289.1	296.2	293.9	289.3	301.5	305.4	303.1	313.4	325.0	323.6	320.3	329.1	
875	282.9	286.8	283.6	--	b	b	b	b	b	b	b	b	
876	274.2	277.1	282.3	b	b	b	b	b	b	b	b	b	
877	293.1	287.6	292.0	287.6	297.0	297.1	292.1	310.3	318.9	316.7	317.9	319.3	
878	294.5	307.0	308.3	b	b	b	b	b	b	b	b	b	
879	241.9	236.4	241.6	244.9	249.0	251.0	243.8	256.6	262.1	262.4	256.3	273.6	
880	313.8	319.4	328.8	323.4	328.3	341.0	328.6	341.9	347.5	368.7	344.8	357.6	
MEAN	278.2	278.5	283.6	276.6	285.4	291.7	285.4	299.6	303.9	308.7	302.8	308.6	
S.D.	20.83	23.17	22.35	25.11	25.94	26.17	28.64	30.78	33.16	36.46	31.66	29.61	
N	20	20	20	10	10	10	10	10	10	10	10	10	

--: Data Unavailable      b: Scheduled Sacrifice

THIRTEEN WEEK ORAL TOXICITY STUDY OF  
 WR 238605 WITH A THIRTEEN WEEK RECOVERY  
 PERIOD IN RATS

DRAFT

INDIVIDUAL BODY WEIGHTS (Grams)

STUDY: 098

GROUP: 2F

SEX: FEMALE

DOSE: 0.5 (mg/kg)

ANIMAL # DAY 154 DAY 161 DAY 168 DAY 175 DAY 179

861	336.8	344.1	355.0	358.4	365.1
862	b	b	b	b	b
863	b	b	b	b	b
864	301.0	310.4	301.5	306.9	306.8
865	b	b	b	b	b
866	b	b	b	b	b
867	338.0	344.6	353.4	363.2	365.4
868	288.8	296.8	302.8	308.8	306.6
869	b	b	b	b	b
870	b	b	b	b	b
871	268.3	268.4	277.4	268.6	275.1
872	b	b	b	b	b
873	310.1	311.3	315.0	324.3	320.7
874	330.0	338.7	340.8	347.3	351.3
875	b	b	b	b	b
876	b	b	b	b	b
877	326.9	329.6	326.0	340.1	340.8
878	b	b	b	b	b
879	280.0	275.1	270.7	280.7	290.8
880	367.0	382.4	383.1	393.9	398.4

MEAN	314.7	320.1	322.6	329.2	332.1
S.D.	30.53	34.81	35.95	38.88	38.60
N	10	10	10	10	10

--: Data Unavailable

b: Scheduled Sacrifice

THIRTEEN WEEK ORAL TOXICITY STUDY OF  
WR 238605 WITH A THIRTEEN WEEK RECOVERY  
PERIOD IN RATS

D R A F T

INDIVIDUAL BODY WEIGHTS (Grams)

STUDY: 098

GROUP: 3F  
DOSE: 6.0 (mg/kg)

SEX: FEMALE

ANIMAL #	DAY -7	DAY 0	DAY 7	DAY 14	DAY 21	DAY 28	DAY 35	DAY 42	DAY 49	DAY 56	DAY 63	DAY 70
901	126.7	159.6	183.5	197.8	211.6	225.9	241.9	248.3	256.1	260.4	265.3	269.3
902	137.5	168.7	191.8	199.9	209.9	212.9	226.5	228.4	240.2	243.4	241.7	252.7
903	153.1	165.2	192.2	215.5	229.6	236.8	232.4	247.3	258.6	252.4	260.1	266.0
904	154.6	185.4	209.1	214.7	234.0	241.0	262.5	266.4	267.5	264.2	275.9	277.1
905	135.9	159.2	191.6	208.6	220.8	220.9	236.4	250.0	249.3	244.4	257.5	261.7
906	124.0	147.1	171.7	188.1	196.2	206.9	207.0	215.7	223.4	222.1	226.6	227.2
907	146.0	175.6	194.0	209.5	218.7	224.8	230.5	247.0	248.5	243.2	251.7	256.5
908	130.2	154.2	164.0	192.4	210.8	213.8	230.9	244.5	250.7	254.2	264.2	273.3
909	135.5	163.0	195.1	213.2	225.0	226.0	226.7	250.2	248.4	253.5	265.1	270.6
910	132.2	162.8	184.1	204.0	213.6	220.2	227.4	240.6	240.4	242.3	254.0	254.9
911	139.8	165.5	187.1	201.0	216.0	223.9	226.6	234.6	246.7	246.9	254.4	256.6
912	133.3	165.5	195.4	209.5	223.5	232.3	242.4	251.8	262.0	261.7	267.3	277.2
913	141.3	175.7	201.0	222.8	237.2	245.5	254.0	265.5	264.3	263.9	272.2	270.9
914	143.2	160.4	178.8	202.6	209.2	220.3	219.3	233.7	232.7	238.7	234.7	246.2
915	134.6	161.8	187.4	201.2	213.7	220.7	236.3	234.7	242.9	240.1	256.8	255.4
916	148.7	172.0	191.1	206.9	225.7	226.3	249.6	251.7	258.8	257.8	265.2	272.6
917	118.3	146.3	167.0	179.1	191.4	206.2	215.3	221.7	230.2	235.0	239.2	239.2
918	133.4	159.0	185.2	199.5	215.9	208.6	232.5	241.3	251.1	245.5	260.4	262.7
919	145.4	168.0	188.2	200.5	214.4	224.7	237.5	245.6	250.6	248.7	261.1	265.1
920	144.5	169.3	193.3	209.2	220.4	230.8	231.1	246.8	251.6	250.4	261.6	259.5
MEAN	137.9	164.2	187.6	203.8	216.9	223.4	233.3	243.3	248.7	248.4	256.8	260.7
S.D.	9.44	9.31	10.87	10.04	11.16	10.66	12.86	12.65	11.40	10.59	12.61	12.83
N	20	20	20	20	20	20	20	20	20	20	20	20

--: Data Unavailable

THIRTEEN WEEK ORAL TOXICITY STUDY OF  
 WR 238605 WITH A THIRTEEN WEEK RECOVERY  
 PERIOD IN RATS

DRAFT

INDIVIDUAL BODY WEIGHTS (Grams)

STUDY: 098

GROUP: 3F  
 DOSE: 6.0 (mg/kg)

SEX: FEMALE

ANIMAL #	DAY 77	DAY 84	DAY 88	DAY 91	DAY 98	DAY 105	DAY 112	DAY 119	DAY 126	DAY 133	DAY 140	DAY 147
901	279.4	272.7	282.4	278.1	289.0	290.8	292.1	298.1	304.7	311.4	312.5	321.3
902	249.9	260.2	260.7	250.4	272.8	262.9	258.7	268.4	268.4	267.6	276.9	283.6
903	266.0	269.4	273.2	b	b	b	b	b	b	b	b	b
904	278.3	287.4	290.9	276.8	299.1	309.1	306.1	319.7	320.4	333.7	327.1	338.3
905	261.0	259.9	266.9	b	b	b	b	b	b	b	b	b
906	225.6	239.8	236.5	--	b	b	b	b	b	b	b	b
907	254.0	259.6	263.2	--	b	b	b	b	b	b	b	b
908	281.4	286.5	288.8	277.1	292.3	299.2	286.5	289.1	306.3	306.8	303.5	319.2
909	278.3	277.0	284.5	273.6	288.8	299.3	292.6	298.7	303.6	313.8	302.9	316.5
910	260.7	262.6	263.3	--	b	b	b	b	b	b	b	b
911	263.7	266.6	277.5	b	b	b	b	b	b	b	b	b
912	280.4	279.5	284.7	289.0	299.3	307.0	300.7	316.2	328.7	335.7	321.0	333.4
913	271.8	279.8	285.9	--	b	b	b	b	b	b	b	b
914	247.4	255.4	258.4	b	b	b	b	b	b	b	b	b
915	265.7	261.5	268.8	266.0	268.7	276.0	274.2	283.3	282.7	281.6	276.4	287.1
916	270.9	281.8	274.0	278.0	284.8	297.8	288.5	306.2	312.1	312.8	312.1	315.9
917	246.5	249.9	256.0	--	b	b	b	b	b	b	b	b
918	259.5	260.7	264.8	263.4	276.3	280.1	274.0	279.1	279.9	285.7	280.0	293.6
919	266.3	268.2	270.7	258.4	275.2	291.5	283.3	300.1	298.0	315.0	312.3	315.9
920	274.8	272.7	273.6	b	b	b	b	b	b	b	b	b
MEAN	264.1	267.6	271.2	271.1	284.6	291.4	285.7	295.9	300.5	306.4	302.5	312.5
S.D.	14.24	12.37	13.29	11.39	10.91	14.52	13.91	16.19	18.75	21.98	18.50	18.56
N	20	20	20	10	10	10	10	10	10	10	10	10

--: Data Unavailable      b: Scheduled Sacrifice

THIRTEEN WEEK ORAL TOXICITY STUDY OF  
 WR 238605 WITH A THIRTEEN WEEK RECOVERY  
 PERIOD IN RATS

DRAFT

INDIVIDUAL BODY WEIGHTS (Grams)

STUDY: 098

GROUP: 3F  
 DOSE: 6.0 (mg/kg)

SEX: FEMALE

ANIMAL # DAY 154 DAY 161 DAY 168 DAY 175 DAY 179

901	313.1	322.3	319.8	313.9	323.5
902	273.3	293.3	282.8	270.4	286.7
903	b	b	b	b	b
904	350.7	344.2	343.4	339.2	340.1
905	b	b	b	b	b
906	b	b	b	b	b
907	b	b	b	b	b
908	323.0	327.1	325.0	310.9	324.1
909	317.1	328.4	341.7	330.4	333.0
910	b	b	b	b	b
911	b	b	b	b	b
912	344.1	345.0	340.9	350.3	351.9
913	b	b	b	b	b
914	b	b	b	b	b
915	285.6	299.9	299.1	296.5	299.8
916	321.3	324.4	322.2	324.5	324.6
917	b	b	b	b	b
918	297.5	303.3	305.2	303.8	311.7
919	323.8	333.1	341.0	332.9	336.3
920	b	b	b	b	b

MEAN	315.0	322.1	322.1	317.3	323.2
S.D.	24.08	17.89	20.87	23.34	19.41
N	10	10	10	10	10

--: Data Unavailable      b: Scheduled Sacrifice

THIRTEEN WEEK ORAL TOXICITY STUDY OF  
 WR 238605 WITH A THIRTEEN WEEK RECOVERY  
 PERIOD IN RATS

DRAFT

INDIVIDUAL BODY WEIGHTS (Grams)

STUDY: 098		GROUP: 4F						SEX: FEMALE				
		DOSE: 18.0 (mg/kg)										
ANIMAL #	DAY -7	DAY 0	DAY 7	DAY 14	DAY 21	DAY 28	DAY 35	DAY 42	DAY 49	DAY 56	DAY 63	DAY 70
941	132.1	154.6	165.9	166.3	182.3	189.0	204.4	213.5	221.6	205.4	237.9	233.8
942	133.6	158.0	170.8	177.6	196.0	197.4	219.4	226.6	232.1	226.7	227.2	235.2
943	125.8	164.4	181.0	191.3	204.4	225.1	241.1	246.6	249.8	245.5	250.5	253.4
944	156.7	181.3	189.1	197.8	206.7	206.4	236.7	243.6	261.8	243.1	253.3	253.4
945	144.6	171.0	184.2	188.4	191.3	206.3	216.2	217.1	224.4	230.6	224.6	237.2
946	138.9	168.6	198.2	212.2	218.5	224.0	244.8	254.8	254.2	252.5	261.9	266.3
947	118.7	148.7	175.2	187.4	196.1	207.7	210.3	219.0	223.1	228.5	230.4	230.5
948	134.7	166.5	184.5	198.4	201.4	217.0	229.1	229.5	242.4	241.5	249.0	252.2
949	135.3	171.2	187.0	188.1	201.2	196.9	208.4	209.9	222.2	210.4	220.5	229.2
950	147.7	175.0	175.3	194.2	205.9	211.8	230.2	236.7	245.0	241.7	248.1	252.0
951	147.2	171.0	172.4	179.1	192.0	205.2	216.2	223.1	224.8	226.6	229.0	228.7
952	132.6	156.3	168.9	184.1	183.7	196.8	203.6	208.6	220.0	183.5	225.2	230.6
953	135.8	166.7	188.6	173.4	179.8	181.1	212.8	211.3	228.4	221.2	229.1	235.2
954	150.2	176.0	189.2	193.5	211.4	202.4	231.8	235.6	246.5	238.9	257.9	259.0
955	140.6	169.8	184.0	195.1	207.4	201.2	230.4	238.8	251.1	244.1	241.3	250.6
956	141.8	168.5	185.6	187.5	195.5	191.4	217.2	221.7	232.3	218.0	239.1	236.8
957	137.6	175.9	193.6	184.3	196.1	205.6	217.6	241.4	248.5	234.9	251.5	248.6
958	122.1	149.7	167.0	170.6	175.9	195.6	198.2	207.2	208.3	220.0	211.5	217.1
959	143.5	172.9	189.9	198.2	207.1	216.8	223.6	234.9	241.2	237.3	251.0	257.1
960	129.9	156.6	172.4	163.3	180.2	183.8	204.5	215.3	217.9	206.1	223.8	225.9
MEAN	137.5	166.1	181.1	186.5	196.6	203.1	219.8	226.8	234.8	227.8	238.1	241.6
S.D.	9.50	9.20	9.46	12.13	11.75	12.13	13.25	14.16	14.62	17.04	14.20	13.33
N	20	20	20	20	20	20	20	20	20	20	20	20

---: Data Unavailable

THIRTEEN WEEK ORAL TOXICITY STUDY OF  
 WR 238605 WITH A THIRTEEN WEEK RECOVERY  
 PERIOD IN RATS

DRAFT

INDIVIDUAL BODY WEIGHTS (Grams)

STUDY: 098

GROUP: 4F  
 DOSE: 18.0 (mg/kg)

SEX: FEMALE

ANIMAL #	DAY 77	DAY 84	DAY 88	DAY 91	DAY 98	DAY 105	DAY 112	DAY 119	DAY 126	DAY 133	DAY 140	DAY 147
941	237.5	237.1	243.6	234.4	253.9	268.4	262.8	267.3	278.6	284.8	272.3	235.5
942	240.3	211.6	199.1	207.3	246.7	259.9	260.3	275.8	278.0	280.1	276.4	282.9
943	257.6	255.8	264.0	--	b	b	b	b	b	b	b	b
944	258.5	271.0	265.6	253.1	278.7	289.7	283.9	294.0	300.9	304.1	310.4	307.9
945	236.5	238.5	241.8	b	b	b	b	b	b	b	b	b
946	268.2	260.1	279.8	--	b	b	b	b	b	b	b	b
947	230.8	239.3	238.6	b	b	b	b	b	b	b	b	b
948	251.9	246.1	260.3	b	b	b	b	b	b	b	b	b
949	229.3	228.0	234.9	229.8	248.4	244.3	247.5	259.4	275.7	275.2	273.1	272.6
950	252.9	262.3	266.0	b	b	b	b	b	b	b	b	b
951	236.7	237.4	239.2	b	b	b	b	b	b	b	b	b
952	227.4	239.9	236.1	b	b	b	b	b	b	b	b	b
953	245.7	241.6	243.9	240.2	266.8	265.9	260.9	275.2	284.0	295.9	289.8	298.0
954	263.2	258.6	260.8	243.4	282.3	285.4	282.8	291.3	295.9	306.4	295.0	299.9
955	261.1	267.4	267.0	b	b	b	b	b	b	b	b	b
956	239.4	238.6	252.1	232.8	264.1	256.7	a	a	a	a	a	a
957	258.9	257.1	262.4	248.5	277.0	279.3	273.9	290.8	300.2	300.0	298.9	307.3
958	221.2	227.5	236.0	--	b	b	b	b	b	b	b	b
959	253.8	264.4	267.1	254.7	278.8	281.0	269.5	292.8	303.2	293.5	302.8	309.4
960	231.6	231.2	233.1	225.0	244.3	249.2	235.4	249.5	257.5	260.7	253.6	264.6
MEAN	245.1	245.7	249.6	236.9	264.1	268.0	264.1	277.3	286.0	289.0	285.8	286.5
S.D.	13.78	15.72	18.39	14.37	14.83	15.58	15.78	16.19	15.24	15.03	18.15	25.03
N	20	20	20	10	10	10	9	9	9	9	9	9

--: Data Unavailable

a: Accidental Death

b: Scheduled Sacrifice

THIRTEEN WEEK ORAL TOXICITY STUDY OF  
 WR 238605 WITH A THIRTEEN WEEK RECOVERY  
 PERIOD IN RATS

DRAFT

INDIVIDUAL BODY WEIGHTS (Grams)

STUDY: 098

GROUP: 4F  
 DOSE: 18.0 (mg/kg)

SEX: FEMALE

ANIMAL # DAY 154 DAY 161 DAY 168 DAY 175 DAY 179

941	290.2	297.6	303.2	298.9	306.2
942	280.9	282.6	290.4	285.5	286.9
943	b	b	b	b	b
944	326.9	324.0	329.7	327.0	331.3
945	b	b	b	b	b
946	b	b	b	b	b
947	b	b	b	b	b
948	b	b	b	b	b
949	288.9	288.4	284.1	292.4	292.1
950	b	b	b	b	b
951	b	b	b	b	b
952	b	b	b	b	b
953	307.4	314.8	318.2	325.6	334.5
954	312.7	318.6	312.1	310.9	317.3
955	b	b	b	b	b
956	a	a	a	a	a
957	317.2	314.8	328.4	327.9	336.4
958	b	b	b	b	b
959	314.7	316.4	320.2	323.0	329.8
960	275.9	271.9	277.0	279.3	283.5

MEAN	301.6	303.2	307.0	307.8	313.1
S.D.	18.00	18.60	19.41	19.22	21.45
N	9	9	9	9	9

--: Data Unavailable    a: Accidental Death    b: Scheduled Sacrifice

THIRTEEN WEEK ORAL TOXICITY STUDY OF  
 WR 238605 WITH A THIRTEEN WEEK RECOVERY  
 PERIOD IN RATS

DRAFT

INDIVIDUAL DAILY WEIGHT GAIN (Grams)<sup>a</sup>

STUDY: 098

GROUP: 1F  
 DOSE: 0 (mg/kg)

SEX: FEMALE

ANIMAL #	DAY 7 <sup>b</sup>	DAY 14	DAY 21	DAY 28	DAY 35	DAY 42	DAY 49	DAY 56	DAY 63	DAY 70	DAY 77
821	3.4	1.7	2.0	1.4	0.8	1.9	0.5	-0.1	0.5	0.7	1.1
822	4.2	3.0	1.4	1.8	1.4	1.2	0.9	-0.5	1.3	1.3	0.5
823	3.7	0.1	2.9	0.1	3.3	-0.4	2.5	-1.7	1.3	3.1	-1.7
824	2.8	2.6	2.1	1.2	-0.1	3.2	0.6	-0.8	0.5	1.7	1.2
825	2.9	1.7	3.1	0.6	1.9	0.8	2.3	0.1	0.9	1.2	1.0
826	3.1	3.0	1.9	1.9	1.9	1.4	1.5	1.0	2.3	-0.3	0.3
827	2.8	2.0	2.1	1.7	1.0	1.8	1.3	-0.7	1.7	-0.5	1.8
828	2.9	2.4	2.1	1.6	1.7	1.7	1.3	1.0	1.3	0.7	0.9
829	3.0	2.2	1.3	0.7	1.3	0.7	0.9	0.3	0.9	1.4	0.8
830	3.1	3.3	1.8	0.5	2.9	1.6	1.9	-1.6	1.4	1.1	0.1
831	2.5	2.6	2.0	0.7	0.3	2.2	1.3	-0.4	-0.3	2.0	-0.5
832	3.7	1.9	2.2	0.5	2.3	4.5	-2.1	0.3	0.3	0.8	0.4
833	3.5	2.3	1.7	2.4	2.3	1.7	-0.4	2.5	1.5	0.8	0.1
834	3.8	1.2	0.5	1.4	2.5	2.3	2.2	-0.2	1.1	1.4	0.2
835	2.4	2.5	3.2	-0.1	3.3	2.0	1.2	0.6	1.3	1.2	2.5
836	2.5	2.7	2.5	0.0	3.5	1.4	0.8	0.8	-0.3	2.1	1.1
837	3.8	1.4	1.9	1.9	0.7	3.3	-0.5	-0.4	1.4	1.7	1.6
838	3.1	1.6	1.9	2.3	0.5	2.3	0.6	0.6	1.4	0.4	0.2
839	4.2	2.1	1.1	1.9	2.6	0.4	2.2	-0.5	2.0	1.4	-0.7
840	2.6	3.0	2.0	0.1	2.6	1.9	0.5	-0.2	1.8	0.2	0.6
MEAN	3.2	2.2	2.0	1.1	1.8	1.8	1.0	0.0	1.1	1.1	0.6
S.D.	0.56	0.76	0.64	0.80	1.07	1.08	1.10	0.95	0.69	0.83	0.93
N	20	20	20	20	20	20	20	20	20	20	20

---: Data Unavailable

a = successive periods

b = Baseline is Day 0

THIRTEEN WEEK ORAL TOXICITY STUDY OF  
 WR 238605 WITH A THIRTEEN WEEK RECOVERY  
 PERIOD IN RATS

DRAFT

INDIVIDUAL DAILY WEIGHT GAIN (Grams)<sup>a</sup>

STUDY: 098

GROUP: 1F  
 DOSE: 0 (mg/kg)

SEX: FEMALE

ANIMAL #      DAY 84      DAY 88

821	0.6	4.7
822	-0.8	1.5
823	3.4	-1.0
824	-0.4	1.1
825	0.0	0.3
826	2.2	-1.9
827	-0.9	1.9
828	1.2	0.1
829	-0.3	0.8
830	1.5	0.4
831	2.3	0.3
832	1.0	-0.7
833	1.2	1.2
834	0.1	1.2
835	0.6	2.2
836	1.7	-1.4
837	0.8	2.0
838	1.9	-0.8
839	1.0	2.4
840	1.4	0.2

MEAN	0.9	0.7
S.D.	1.11	1.54
N	20	20

--: Data Unavailable

a = successive periods

THIRTEEN WEEK ORAL TOXICITY STUDY OF  
 WR 238605 WITH A THIRTEEN WEEK RECOVERY  
 PERIOD IN RATS

DRAFT

INDIVIDUAL DAILY WEIGHT GAIN (Grams)<sup>a</sup>

STUDY: 098

GROUP: 2F  
 DOSE: 0.5 (mg/kg)

SEX: FEMALE

ANIMAL #	DAY 7 <sup>b</sup>	DAY 14	DAY 21	DAY 28	DAY 35	DAY 42	DAY 49	DAY 56	DAY 63	DAY 70	DAY 77
861	3.4	1.9	2.0	1.5	1.4	1.3	1.3	0.2	1.1	1.0	1.1
862	2.4	1.8	2.1	1.7	1.2	0.0	1.3	0.7	1.0	0.2	1.1
863	1.6	3.2	1.3	0.9	1.9	0.9	-0.5	0.8	1.1	0.2	1.0
864	3.3	1.3	2.6	0.8	1.3	1.1	1.2	-0.6	0.7	1.0	1.5
865	2.8	2.4	1.4	0.9	1.3	1.2	-0.1	1.1	1.1	1.8	0.9
866	3.9	2.0	3.0	2.1	0.5	0.2	1.6	0.6	1.4	-0.5	1.9
867	3.8	1.5	3.6	0.2	2.1	1.8	0.2	0.2	1.5	1.1	2.2
868	2.9	1.4	1.3	1.9	1.1	-0.1	1.7	0.3	1.7	-0.1	0.9
869	3.6	2.7	2.3	3.1	2.2	1.7	0.8	-0.1	2.2	0.3	1.1
870	2.3	2.7	1.5	2.3	1.1	1.2	1.6	-0.8	1.3	1.0	1.5
871	2.7	1.3	2.4	0.1	2.0	0.2	1.1	-0.3	1.8	0.0	1.6
872	3.7	2.4	2.0	2.0	2.3	2.3	1.1	-1.2	2.4	0.8	1.2
873	2.4	1.7	2.1	1.7	2.4	1.8	-0.6	0.1	1.1	0.6	1.2
874	3.5	2.6	2.1	2.2	2.2	2.2	1.4	-0.2	1.7	1.1	0.9
875	3.1	2.9	0.8	2.9	1.0	1.6	0.3	-1.3	2.0	-0.6	2.1
876	2.5	1.3	3.0	1.9	0.6	0.4	1.4	1.4	-1.1	2.2	0.2
877	3.5	0.8	3.5	0.3	1.8	3.0	0.8	-1.6	2.7	1.3	1.6
878	2.7	2.8	2.1	2.9	2.1	0.6	0.9	1.2	1.8	0.3	0.2
879	2.3	1.5	1.4	0.4	2.1	0.5	0.5	-0.5	1.8	0.8	1.2
880	4.5	2.2	1.9	0.9	2.7	1.5	1.1	-0.3	2.6	0.0	0.8
MEAN	3.0	2.0	2.1	1.5	1.7	1.2	0.9	0.0	1.5	0.6	1.2
S.D.	0.70	0.67	0.75	0.93	0.63	0.84	0.68	0.84	0.82	0.72	0.53
N	20	20	20	20	20	20	20	20	20	20	20

---: Data Unavailable

a = successive periods

b = Baseline is Day 0

THIRTEEN WEEK ORAL TOXICITY STUDY OF  
 WR 238605 WITH A THIRTEEN WEEK RECOVERY  
 PERIOD IN RATS

DRAFT

INDIVIDUAL DAILY WEIGHT GAIN (Grams)<sup>a</sup>

STUDY: 098

GROUP: 2F  
 DOSE: 0.5 (mg/kg)

SEX: FEMALE

ANIMAL #    DAY 84    DAY 88

861	0.7	1.2
862	0.3	2.2
863	0.3	1.6
864	-1.6	3.0
865	-0.8	1.8
866	-1.0	1.5
867	-0.3	1.1
868	0.9	-0.4
869	-0.3	1.4
870	-0.2	2.1
871	-0.4	1.8
872	-0.1	1.7
873	0.2	1.9
874	1.0	-0.6
875	0.6	-0.8
876	0.4	1.3
877	-0.8	1.1
878	1.8	0.3
879	-0.8	1.3
880	0.8	2.4

MEAN	0.0	1.3
S.D.	0.82	0.99
N	20	20

--: Data Unavailable

a = successive periods

THIRTEEN WEEK ORAL TOXICITY STUDY OF  
 WR 238605 WITH A THIRTEEN WEEK RECOVERY  
 PERIOD IN RATS

DRAFT

INDIVIDUAL DAILY WEIGHT GAIN (Grams)<sup>a</sup>

STUDY: 098

GROUP: 3F  
 DOSE: 6.0 (mg/kg)

SEX: FEMALE

ANIMAL #	DAY 7 <sup>b</sup>	DAY 14	DAY 21	DAY 28	DAY 35	DAY 42	DAY 49	DAY 56	DAY 63	DAY 70	DAY 77
901	3.4	2.0	2.0	2.0	2.3	0.9	1.1	0.6	0.7	0.6	1.4
902	3.3	1.2	1.4	0.4	1.9	0.3	1.7	0.5	-0.2	1.6	-0.4
903	3.9	3.3	2.0	1.0	-0.6	2.1	1.6	-0.9	1.1	0.8	0.0
904	3.4	0.8	2.8	1.0	3.1	0.6	0.2	-0.5	1.7	0.2	0.2
905	4.6	2.4	1.7	0.0	2.2	1.9	-0.1	-0.7	1.9	0.6	-0.1
906	3.5	2.3	1.2	1.5	0.0	1.2	1.1	-0.2	0.6	0.1	-0.2
907	2.6	2.2	1.3	0.9	0.8	2.4	0.2	-0.8	1.2	0.7	-0.4
908	1.4	4.1	2.6	0.4	2.4	1.9	0.9	0.5	1.4	1.3	1.2
909	4.6	2.6	1.7	0.1	0.1	3.4	-0.3	0.7	1.7	0.8	1.1
910	3.0	2.8	1.4	0.9	1.0	1.9	0.0	0.3	1.7	0.1	0.8
911	3.1	2.0	2.1	1.1	0.4	1.1	1.7	0.0	1.1	0.3	1.0
912	4.3	2.0	2.0	1.3	1.4	1.3	1.5	0.0	0.8	1.4	0.5
913	3.6	3.1	2.1	1.2	1.2	1.6	-0.2	-0.1	1.2	-0.2	0.1
914	2.6	3.4	0.9	1.6	-0.1	2.1	-0.1	0.9	-0.6	1.6	0.2
915	3.7	2.0	1.8	1.0	2.2	-0.2	1.2	-0.4	2.4	-0.2	1.5
916	2.7	2.3	2.7	0.1	3.3	0.3	1.0	-0.1	1.1	1.1	-0.2
917	3.0	1.7	1.8	2.1	1.3	0.9	1.2	0.7	0.6	0.0	1.0
918	3.7	2.0	2.3	-1.0	3.4	1.3	1.4	-0.8	2.1	0.3	-0.5
919	2.9	1.8	2.0	1.5	1.8	1.2	0.7	-0.3	1.8	0.6	0.2
920	3.4	2.3	1.6	1.5	0.0	2.2	0.7	-0.2	1.6	-0.3	2.2
MEAN	3.3	2.3	1.9	0.9	1.4	1.4	0.8	0.0	1.2	0.6	0.5
S.D.	0.74	0.76	0.50	0.75	1.20	0.85	0.68	0.56	0.74	0.60	0.75
N	20	20	20	20	20	20	20	20	20	20	20

---: Data Unavailable

a = successive periods

b = Baseline is Day 0

THIRTEEN WEEK ORAL TOXICITY STUDY OF  
WR 238605 WITH A THIRTEEN WEEK RECOVERY  
PERIOD IN RATS

DRAFT

INDIVIDUAL DAILY WEIGHT GAIN (Grams)<sup>a</sup>

STUDY: 098

GROUP: 3F  
DOSE: 6.0 (mg/kg)

SEX: FEMALE

ANIMAL # DAY 84 DAY 88

901	-1.0	2.4
902	1.5	0.1
903	0.5	1.0
904	1.3	0.9
905	-0.2	1.8
906	2.0	-0.8
907	0.8	0.9
908	0.7	0.6
909	-0.2	1.9
910	0.3	0.2
911	0.4	2.7
912	-0.1	1.3
913	1.1	1.5
914	1.1	0.8
915	-0.6	1.8
916	1.6	-2.0
917	0.5	1.5
918	0.2	1.0
919	0.3	0.6
920	-0.3	0.2

MEAN	0.5	0.9
S.D.	0.78	1.08
N	20	20

--: Data Unavailable

a = successive periods

THIRTEEN WEEK ORAL TOXICITY STUDY OF  
 WR 238605 WITH A THIRTEEN WEEK RECOVERY  
 PERIOD IN RATS

DRAFT

INDIVIDUAL DAILY WEIGHT GAIN (Grams) <sup>a</sup>

STUDY: 098

GROUP: 4F  
 DOSE: 18.0 (mg/kg)

SEX: FEMALE

ANIMAL #	DAY 7 <sup>b</sup>	DAY 14	DAY 21	DAY 28	DAY 35	DAY 42	DAY 49	DAY 56	DAY 63	DAY 70	DAY 77
941	1.6	0.1	2.3	1.0	2.2	1.3	1.2	-2.3	4.6	-0.6	0.5
942	1.8	1.0	2.6	0.2	3.1	1.0	0.8	-0.8	0.1	1.1	0.7
943	2.4	1.5	1.9	3.0	2.3	0.8	0.5	-0.6	0.7	0.4	0.6
944	1.1	1.2	1.3	0.0	4.3	1.0	2.6	-2.7	1.5	0.0	0.7
945	1.9	0.6	0.4	2.1	1.4	0.1	1.0	0.9	-0.9	1.8	-0.1
946	4.2	2.0	0.9	0.8	3.0	1.4	-0.1	-0.2	1.3	0.6	0.3
947	3.8	1.7	1.2	1.7	0.4	1.2	0.6	0.8	0.3	0.0	0.0
948	2.6	2.0	0.4	2.2	1.7	0.1	1.8	-0.1	1.1	0.5	0.0
949	2.3	0.2	1.9	-0.6	1.6	0.2	1.8	-1.7	1.4	1.2	0.0
950	0.0	2.7	1.7	0.8	2.6	0.9	1.2	-0.5	0.9	0.6	0.1
951	0.2	1.0	1.8	1.9	1.6	1.0	0.2	0.3	0.3	0.0	1.1
952	1.8	2.2	-0.1	1.9	1.0	0.7	1.6	-5.2	6.0	0.8	-0.5
953	3.1	-2.2	0.9	0.2	4.5	-0.2	2.4	-1.0	1.1	0.9	1.5
954	1.9	0.6	2.6	-1.3	4.2	0.5	1.6	-1.1	2.7	0.2	0.6
955	2.0	1.6	1.8	-0.9	4.2	1.2	1.8	-1.0	-0.4	1.3	1.5
956	2.4	0.3	1.1	-0.6	3.7	0.6	1.5	-2.0	3.0	-0.3	0.4
957	2.5	-1.3	1.7	1.4	1.7	3.4	1.0	-1.9	2.4	-0.4	1.5
958	2.5	0.5	0.8	2.8	0.4	1.3	0.2	1.7	-1.2	0.8	0.6
959	2.4	1.2	1.3	1.4	1.0	1.6	0.9	-0.6	2.0	0.9	-0.5
960	2.3	-1.3	2.4	0.5	3.0	1.5	0.4	-1.7	2.5	0.3	0.8
MEAN	2.1	0.8	1.4	0.9	2.4	1.0	1.2	-1.0	1.5	0.5	0.5
S.D.	0.99	1.25	0.76	1.23	1.31	0.76	0.74	1.50	1.75	0.62	0.60
N	20	20	20	20	20	20	20	20	20	20	20

---: Data Unavailable

a = successive periods

b = Baseline is Day 0

THIRTEEN WEEK ORAL TOXICITY STUDY OF  
 WR 238605 WITH A THIRTEEN WEEK RECOVERY  
 PERIOD IN RATS

DRAFT

INDIVIDUAL DAILY WEIGHT GAIN (Grams)<sup>a</sup>

STUDY: 098

GROUP: 4F  
 DOSE: 18.0 (mg/kg)

SEX: FEMALE

ANIMAL # DAY 84 DAY 88

941	-0.1	1.6
942	-4.1	-3.1
943	-0.3	2.1
944	1.8	-1.4
945	0.3	0.8
946	-1.2	4.9
947	1.2	-0.2
948	-0.8	3.6
949	-0.2	1.7
950	1.3	0.9
951	0.1	0.5
952	1.8	-1.0
953	-0.6	0.6
954	-0.7	0.6
955	0.9	-0.1
956	-0.1	3.4
957	-0.3	1.3
958	0.9	2.1
959	1.5	0.7
960	-0.1	0.5

MEAN 0.1 1.0  
 S.D. 1.33 1.80  
 N 20 20

--: Data Unavailable

a = successive periods

THIRTEEN WEEK ORAL TOXICITY STUDY OF  
 WR 238605 WITH A THIRTEEN WEEK RECOVERY  
 PERIOD IN RATS

DRAFT

INDIVIDUAL DAILY WEIGHT GAIN (Grams)<sup>a</sup>

STUDY: 098

GROUP: 1F  
 DOSE: 0 (mg/kg)

SEX: FEMALE

ANIMAL #	DAY 98	DAY 105	DAY 112	DAY 119	DAY 126	DAY 133	DAY 140	DAY 147	DAY 154	DAY 161	DAY 168
821	b	b	b	b	b	b	b	b	b	b	b
822	b	b	b	b	b	b	b	b	b	b	b
823	1.8	1.2	-1.7	2.9	0.1	1.0	-2.1	3.5	1.5	0.0	0.9
824	2.9	-0.1	-1.7	1.3	1.2	-0.6	-1.0	1.2	1.5	0.7	-0.4
825	b	b	b	b	b	b	b	b	b	b	b
826	b	b	b	b	b	b	b	b	b	b	b
827	-0.9	1.2	-0.6	4.8	-2.8	0.9	-1.3	0.5	0.4	1.3	-0.3
828	b	b	b	b	b	b	b	b	b	b	b
829	b	b	b	b	b	b	b	b	b	b	b
830	0.1	1.5	-1.9	2.2	0.4	0.3	-0.2	1.3	1.0	1.0	-0.1
831	0.8	2.2	-0.8	0.9	0.1	1.8	0.5	-0.1	0.2	-0.3	1.2
832	b	b	b	b	b	b	b	b	b	b	b
833	b	b	b	b	b	b	b	b	b	b	b
834	0.2	1.1	-1.1	1.6	0.3	1.0	-0.3	4.8	-0.7	1.1	-1.4
835	-0.4	0.2	-0.3	2.3	0.3	1.9	-0.7	1.4	-0.3	1.1	0.9
836	0.1	1.6	-0.1	0.3	2.9	0.7	-0.1	2.1	4.3	-1.4	-1.4
837	2.3	0.7	-1.8	2.3	1.7	0.3	-0.7	2.0	1.2	0.5	0.6
838	b	b	b	b	b	b	b	b	b	b	b
839	b	b	b	b	b	b	b	b	b	b	b
840	1.1	-2.0	1.3	1.3	0.4	-0.9	0.5	1.0	0.0	-1.0	-1.1
MEAN	0.8	0.8	-0.9	2.0	0.5	0.6	-0.5	1.8	0.9	0.3	-0.1
S.D.	1.22	1.18	1.00	1.25	1.45	0.91	0.80	1.44	1.41	0.94	0.98
N	10	10	10	10	10	10	10	10	10	10	10

--: Data Unavailable      b: Scheduled Sacrifice

a = successive periods

DRAFT

THIRTEEN WEEK ORAL TOXICITY STUDY OF  
WR 238605 WITH A THIRTEEN WEEK RECOVERY  
PERIOD IN RATS

INDIVIDUAL DAILY WEIGHT GAIN (Grams)<sup>a</sup>

STUDY: 098

GROUP: 1F  
DOSE: 0 (mg/kg)

SEX: FEMALE

ANIMAL # DAY 175 DAY 179

821	b	b
822	b	b
823	-1.1	2.7
824	-1.2	1.0
825	b	b
826	b	b
827	0.1	0.5
828	b	b
829	b	b
830	1.5	-1.1
831	1.6	-0.4
832	b	b
833	b	b
834	-0.6	-0.1
835	1.7	0.4
836	0.6	0.5
837	0.6	1.5
838	b	b
839	b	b
840	1.2	-1.8

MEAN	0.4	0.3
S.D.	1.10	1.28
N	10	10

--: Data Unavailable      b: Scheduled Sacrifice

a = successive periods

DRAFT

THIRTEEN WEEK ORAL TOXICITY STUDY OF  
WR 238605 WITH A THIRTEEN WEEK RECOVERY  
PERIOD IN RATS

INDIVIDUAL DAILY WEIGHT GAIN (Grams)<sup>a</sup>

STUDY: 098

GROUP: 2F  
DOSE: 0.5 (mg/kg)

SEX: FEMALE

ANIMAL #	DAY 98	DAY 105	DAY 112	DAY 119	DAY 126	DAY 133	DAY 140	DAY 147	DAY 154	DAY 161	DAY 168
861	0.7	0.7	1.0	1.1	1.0	1.8	-0.2	-0.8	1.5	1.0	1.6
862	b	b	b	b	b	b	b	b	b	b	b
863	b	b	b	b	b	b	b	b	b	b	b
864	0.7	1.9	-1.1	2.2	0.3	0.7	-0.3	1.0	0.3	1.3	-1.3
865	b	b	b	b	b	b	b	b	b	b	b
866	b	b	b	b	b	b	b	b	b	b	b
867	2.4	0.4	0.1	4.3	0.9	0.5	-2.9	0.4	1.3	0.9	1.3
868	1.5	1.0	-2.2	2.5	-1.3	-0.4	0.7	0.2	0.8	1.1	0.9
869	b	b	b	b	b	b	b	b	b	b	b
870	b	b	b	b	b	b	b	b	b	b	b
871	1.2	1.4	-2.1	1.1	0.3	1.1	-0.8	1.3	1.0	0.0	1.3
872	b	b	b	b	b	b	b	b	b	b	b
873	1.6	1.0	-0.9	1.4	0.4	0.5	-0.3	0.5	0.3	0.2	0.5
874	1.7	0.6	-0.3	1.5	1.7	-0.2	-0.5	1.3	0.1	1.2	0.3
875	b	b	b	b	b	b	b	b	b	b	b
876	b	b	b	b	b	b	b	b	b	b	b
877	1.3	0.0	-0.7	2.6	1.2	-0.3	0.2	0.2	1.1	0.4	-0.5
878	b	b	b	b	b	b	b	b	b	b	b
879	0.6	0.3	-1.0	1.8	0.8	0.0	-0.9	2.5	0.9	-0.7	-0.6
880	0.7	1.8	-1.8	1.9	0.8	3.0	-3.4	1.8	1.3	2.2	0.1
MEAN	1.2	0.9	-0.9	2.0	0.6	0.7	-0.8	0.8	0.9	0.8	0.4
S.D.	0.58	0.64	1.00	0.95	0.80	1.07	1.31	0.94	0.48	0.81	0.95
N	10	10	10	10	10	10	10	10	10	10	10

--: Data Unavailable      b: Scheduled Sacrifice

a = successive periods

THIRTEEN WEEK ORAL TOXICITY STUDY OF  
 WR 238605 WITH A THIRTEEN WEEK RECOVERY  
 PERIOD IN RATS

DRAFT

INDIVIDUAL DAILY WEIGHT GAIN (Grams)<sup>a</sup>

STUDY: 098

GROUP: 2F  
 DOSE: 0.5 (mg/kg)

SEX: FEMALE

ANIMAL # DAY 175 DAY 179

861	0.5	1.7
862	b	b
863	b	b
864	0.8	0.0
865	b	b
866	b	b
867	1.4	0.6
868	0.9	-0.6
869	b	b
870	b	b
871	-1.3	1.6
872	b	b
873	1.3	-0.9
874	0.9	1.0
875	b	b
876	b	b
877	2.0	0.2
878	b	b
879	1.4	2.5
880	1.5	1.1

MEAN 0.9 0.7  
 S.D. 0.90 1.07  
 N 10 10

--: Data Unavailable b: Scheduled Sacrifice

a = successive periods

THIRTEEN WEEK ORAL TOXICITY STUDY OF  
 WR 238605 WITH A THIRTEEN WEEK RECOVERY  
 PERIOD IN RATS

DRAFT

INDIVIDUAL DAILY WEIGHT GAIN (Grams)<sup>a</sup>

STUDY: 098

GROUP: 3F  
 DOSE: 6.0 (mg/kg)

SEX: FEMALE

ANIMAL #	DAY 98	DAY 105	DAY 112	DAY 119	DAY 126	DAY 133	DAY 140	DAY 147	DAY 154	DAY 161	DAY 168
901	1.6	0.3	0.2	0.9	0.9	1.0	0.2	1.3	-1.2	1.3	-0.4
902	3.2	-1.4	-0.6	1.4	0.0	-0.1	1.3	1.0	-1.5	2.9	-1.5
903	b	b	b	b	b	b	b	b	b	b	b
904	3.2	1.4	-0.4	1.9	0.1	1.9	-0.9	1.6	1.8	-0.9	-0.1
905	b	b	b	b	b	b	b	b	b	b	b
906	b	b	b	b	b	b	b	b	b	b	b
907	b	b	b	b	b	b	b	b	b	b	b
908	2.2	1.0	-1.8	0.4	2.5	0.1	-0.5	2.2	0.5	0.6	-0.3
909	2.2	1.5	-1.0	0.9	0.7	1.5	-1.6	1.9	0.1	1.6	1.9
910	b	b	b	b	b	b	b	b	b	b	b
911	b	b	b	b	b	b	b	b	b	b	b
912	1.5	1.1	-0.9	2.2	1.8	1.0	-2.1	1.8	1.5	0.1	-0.6
913	b	b	b	b	b	b	b	b	b	b	b
914	b	b	b	b	b	b	b	b	b	b	b
915	0.4	1.0	-0.3	1.3	-0.1	-0.2	-0.7	1.5	-0.2	2.0	-0.1
916	1.0	1.9	-1.3	2.5	0.8	0.1	-0.1	0.5	0.8	0.4	-0.3
917	b	b	b	b	b	b	b	b	b	b	b
918	1.8	0.5	-0.9	0.7	0.1	0.8	-0.8	1.9	0.6	0.8	0.3
919	2.4	2.3	-1.2	2.4	-0.3	2.4	-0.4	0.5	1.1	1.3	1.1
920	b	b	b	b	b	b	b	b	b	b	b
MEAN	2.0	1.0	-0.8	1.5	0.7	0.9	-0.6	1.4	0.4	1.0	0.0
S.D.	0.89	1.02	0.57	0.75	0.90	0.89	0.94	0.59	1.08	1.06	0.94
N	10	10	10	10	10	10	10	10	10	10	10
			--: Data Unavailable			b: Scheduled Sacrifice					

a = successive periods

THIRTEEN WEEK ORAL TOXICITY STUDY OF  
 WR 238605 WITH A THIRTEEN WEEK RECOVERY  
 PERIOD IN RATS

DRAFT

INDIVIDUAL DAILY WEIGHT GAIN (Grams) <sup>a</sup>

STUDY: 098

GROUP: 3F  
 DOSE: 6.0 (mg/kg)

SEX: FEMALE

ANIMAL # DAY 175 DAY 179

901	-0.8	2.4
902	-1.8	4.1
903	b	b
904	-0.6	0.2
905	b	b
906	b	b
907	b	b
908	-2.0	3.3
909	-1.6	0.7
910	b	b
911	b	b
912	1.3	0.4
913	b	b
914	b	b
915	-0.4	0.8
916	0.3	0.0
917	b	b
918	-0.2	2.0
919	-1.2	0.9
920	b	b

MEAN -0.7 1.5  
 S.D. 1.02 1.40  
 N 10 10

--: Data Unavailable b: Scheduled Sacrifice

a = successive periods

THIRTEEN WEEK ORAL TOXICITY STUDY OF  
 WR 238605 WITH A THIRTEEN WEEK RECOVERY  
 PERIOD IN RATS

DRAFT

INDIVIDUAL DAILY WEIGHT GAIN (Grams)

STUDY: 098

GROUP: 4F

SEX: FEMALE

DOSE: 18.0 (mg/kg)

ANIMAL #	DAY 98	DAY 105	DAY 112	DAY 119	DAY 126	DAY 133	DAY 140	DAY 147	DAY 154	DAY 161	DAY 168
941	2.8	2.1	-0.8	0.6	1.6	0.9	-1.8	-5.3	7.8	1.1	0.8
942	5.6	1.9	0.1	2.2	0.3	0.3	-0.5	0.9	-0.3	0.2	1.1
943	b	b	b	b	b	b	b	b	b	b	b
944	3.7	1.6	-0.8	1.4	1.0	0.5	0.9	-0.4	2.7	-0.4	0.8
945	b	b	b	b	b	b	b	b	b	b	b
946	b	b	b	b	b	b	b	b	b	b	b
947	b	b	b	b	b	b	b	b	b	b	b
948	b	b	b	b	b	b	b	b	b	b	b
949	2.7	-0.6	0.5	1.7	2.3	-0.1	-0.3	-0.1	2.3	-0.1	-0.6
950	b	b	b	b	b	b	b	b	b	b	b
951	b	b	b	b	b	b	b	b	b	b	b
952	b	b	b	b	b	b	b	b	b	b	b
953	3.8	-0.1	-0.7	2.0	1.3	1.7	-0.9	1.2	1.3	1.1	0.5
954	5.6	0.4	-0.4	1.2	0.7	1.5	-1.6	0.7	1.8	0.8	-0.9
955	b	b	b	b	b	b	b	b	b	b	b
956	4.5	-1.1	a	a	a	a	a	a	a	a	a
957	4.1	0.3	-0.8	2.4	1.3	0.0	-0.2	1.2	1.4	-0.3	1.9
958	b	b	b	b	b	b	b	b	b	b	b
959	3.4	0.3	-1.6	3.3	1.5	-1.4	1.3	0.9	0.8	0.2	0.5
960	2.8	0.7	-2.0	2.0	1.1	0.5	-1.0	1.6	1.6	-0.6	0.7
MEAN	3.9	0.6	-0.7	1.9	1.2	0.4	-0.5	0.1	2.2	0.2	0.5
S.D.	1.07	1.05	0.77	0.77	0.57	0.92	1.04	2.11	2.29	0.64	0.84
N	10	10	9	9	9	9	9	9	9	9	9

--: Data Unavailable      a: Accidental Death      b: Scheduled Sacrifice

a = successive periods

THIRTEEN WEEK ORAL TOXICITY STUDY OF  
 WR 238605 WITH A THIRTEEN WEEK RECOVERY  
 PERIOD IN RATS

DRAFT

INDIVIDUAL DAILY WEIGHT GAIN (Grams)<sup>a</sup>

STUDY: 098

GROUP: 4F  
 DOSE: 18.0 (mg/kg)

SEX: FEMALE

ANIMAL # DAY 175 DAY 179

941	-0.6	1.8
942	-0.7	0.4
943	b	b
944	-0.4	1.1
945	b	b
946	b	b
947	b	b
948	b	b
949	1.2	-0.1
950	b	b
951	b	b
952	b	b
953	1.1	2.2
954	-0.2	1.6
955	b	b
956	a	a
957	-0.1	2.1
958	b	b
959	0.4	1.7
960	0.3	1.1

MEAN	0.1	1.3
S.D.	0.69	0.77
N	9	9

--: Data Unavailable    a: Accidental Death    b: Scheduled Sacrifice

a = successive periods

DRAFT

APPENDIX 5

Individual Food Consumption Data

THIRTEEN WEEK ORAL TOXICITY STUDY OF  
 WR 238605 WITH A THIRTEEN WEEK RECOVERY  
 PERIOD IN RATS

DRAFT

INDIVIDUAL DAILY FOOD CONSUMPTION (Grams) <sup>a</sup>

STUDY: 098

GROUP: 1M  
 DOSE: 0 (mg/kg)

SEX: MALE

ANIMAL #	DAY 0 <sup>b</sup>	DAY 7	DAY 11	DAY 21	DAY 25	DAY 35	DAY 42	DAY 49	DAY 53	DAY 63	DAY 70	DAY 77
801	22.0	25.6	26.9	25.5	28.1	26.4	23.9	27.2	27.6	27.8	26.8	29.1
802	20.6	24.2	25.9	25.5	27.5	27.2	25.7	24.6	27.5	27.3	26.0	24.3
803	19.1	20.7	21.9	23.6	32.8	23.9	23.5	23.4	24.2	24.4	26.1	24.4
804	19.5	23.5	25.1	24.9	29.4	26.1	25.6	25.7	28.2	25.9	27.3	26.2
805	18.3	22.8	24.9	26.1	27.5	27.8	26.8	27.6	29.1	28.4	28.4	27.9
806	19.4	22.9	26.9	26.8	27.7	25.5	25.2	26.1	27.0	26.6	26.6	24.9
807	14.1	20.0	21.6	21.3	20.8	20.7	20.8	21.9	20.4	20.4	20.2	21.6
808	20.6	23.1	26.1	25.2	26.7	27.2	26.5	27.1	28.3	26.2	25.9	24.1
809	18.7	24.3	27.6	26.8	27.7	28.1	26.6	24.6	26.7	26.8	25.9	24.9
810	18.3	21.2	23.3	25.2	25.2	24.4	24.8	24.7	24.1	21.6	22.3	22.1
811	17.9	22.3	24.0	24.8	30.8	24.7	24.9	25.2	29.4	26.1	27.9	26.2
812	18.5	22.9	24.8	24.3	24.9	25.2	24.4	25.1	27.1	26.4	31.7	23.3
813	17.6	21.4	24.1	22.2	24.7	23.2	23.7	23.9	26.1	22.9	24.2	23.3
814	18.0	19.4	22.4	20.9	26.1	23.5	24.2	23.5	26.3	26.0	24.0	24.0
815	20.4	24.4	27.2	26.6	30.7	29.3	29.6	30.4	32.7	32.4	32.1	31.6
816	19.0	23.3	25.8	26.5	29.3	28.1	31.1	29.0	30.5	32.0	29.2	28.0
817	18.0	21.3	23.2	22.2	24.3	23.5	22.5	23.0	24.6	22.0	21.6	23.6
818	18.3	22.6	24.6	25.0	29.5	28.2	28.9	28.8	29.6	27.7	27.4	26.1
819	17.7	21.2	22.1	21.6	24.4	23.9	38.6	28.2	27.1	27.4	26.8	25.5
820	17.4	20.6	25.1	24.6	26.0	27.3	27.2	28.5	30.7	28.6	29.2	26.4
MEAN	18.7	22.4	24.7	24.5	27.2	25.7	26.2	25.9	27.4	26.3	26.5	25.4
S.D.	1.62	1.63	1.83	1.89	2.79	2.22	3.79	2.33	2.75	3.05	3.03	2.42
N	20	20	20	20	20	20	20	20	20	20	20	20

---: Data Unavailable

a = successive periods

b = Food was weighed in on Day -7

THIRTEEN WEEK ORAL TOXICITY STUDY OF  
 WR 238605 WITH A THIRTEEN WEEK RECOVERY  
 PERIOD IN RATS

DRAFT

INDIVIDUAL DAILY FOOD CONSUMPTION (Grams)<sup>a</sup>

STUDY: 098

GROUP: 1M  
 DOSE: 0 (mg/kg)

SEX: MALE

ANIMAL #	DAY 84	DAY 88	DAY 98	DAY 105	DAY 109	DAY 119	DAY 126	DAY 133	DAY 137	DAY 147	DAY 154	DAY 161
801	25.7	29.2	27.2	26.6	28.9	26.9	26.4	26.9	30.8	29.0	28.4	29.8
802	24.7	27.4	23.0	24.0	26.8	23.5	23.8	23.6	24.0	12.0	27.0	26.7
803	24.2	26.9	b	b	b	b	b	b	b	b	b	b
804	25.5	27.2	b	b	b	b	b	b	b	b	b	b
805	26.2	28.4	b	b	b	b	b	b	b	b	b	b
806	23.3	28.2	26.9	26.1	27.3	27.1	26.2	25.6	28.0	27.4	26.6	25.8
807	19.0	18.2	19.0	18.4	--	19.5	22.4	22.1	19.0	24.4	22.1	21.0
808	25.7	26.4	b	b	b	b	b	b	b	b	b	b
809	23.5	26.1	23.6	31.5	29.0	27.9	27.9	27.0	26.9	26.7	26.6	28.3
810	24.1	23.7	20.8	23.9	25.7	23.0	25.0	25.5	24.2	26.0	24.1	24.8
811	25.1	25.2	25.1	26.4	28.4	27.6	28.5	26.6	28.1	27.6	26.1	26.0
812	24.7	26.9	b	b	b	b	b	b	b	b	b	b
813	22.4	24.9	b	b	b	b	b	b	b	b	b	b
814	23.0	25.2	21.1	23.6	25.4	24.8	23.5	24.8	26.4	26.6	26.6	27.2
815	30.0	32.6	32.6	33.6	34.3	35.6	32.2	30.6	32.2	33.1	32.6	32.2
816	28.8	30.0	28.8	29.7	32.3	32.5	30.3	30.6	31.8	31.0	31.2	29.6
817	22.9	20.8	b	b	b	b	b	b	b	b	b	b
818	28.5	29.1	b	b	b	b	b	b	b	b	b	b
819	24.6	24.0	b	b	b	b	b	b	b	b	b	b
820	26.1	28.8	b	b	b	b	b	b	b	b	b	b
MEAN	24.9	26.5	24.8	26.4	28.7	26.8	26.6	26.3	27.1	26.4	27.1	27.1
S.D.	2.44	3.23	4.15	4.38	2.96	4.65	3.13	2.71	4.05	5.65	3.06	3.10
N	20	20	10	10	9	10	10	10	10	10	10	10

--: Data Unavailable      b: Scheduled Sacrifice

a = successive periods

THIRTEEN WEEK ORAL TOXICITY STUDY OF  
 WR 238605 WITH A THIRTEEN WEEK RECOVERY  
 PERIOD IN RATS

DRAFT

INDIVIDUAL DAILY FOOD CONSUMPTION (Grams)<sup>a</sup>

STUDY: 098

GROUP: 1M  
 DOSE: 0 (mg/kg)  
 ANIMAL # DAY 168 DAY 175

SEX: MALE

801	7.4	29.2
802	6.7	27.4
803	b	b
804	b	b
805	b	b
806	6.6	25.9
807	4.8	18.9
808	b	b
809	7.5	27.2
810	6.0	28.0
811	6.5	26.4
812	b	b
813	b	b
814	7.3	27.1
815	8.2	33.4
816	7.2	32.8
817	b	b
818	b	b
819	b	b
820	b	b
MEAN	6.8	27.6
S.D.	0.94	4.00
N	10	10

--: Data Unavailable      b: Scheduled Sacrifice

a = successive periods

THIRTEEN WEEK ORAL TOXICITY STUDY OF  
 WR 238605 WITH A THIRTEEN WEEK RECOVERY  
 PERIOD IN RATS

DRAFT

INDIVIDUAL DAILY FOOD CONSUMPTION (Grams)<sup>a</sup>

STUDY: 098

GROUP: 2M

SEX: MALE

DOSE: 0.5 (mg/kg)

ANIMAL #	DAY 0 <sup>b</sup>	DAY 7	DAY 11	DAY 21	DAY 25	DAY 35	DAY 42	DAY 49	DAY 53	DAY 63	DAY 70	DAY 77
841	17.7	20.7	21.5	21.9	22.4	23.6	26.2	23.2	23.6	22.8	22.5	22.5
842	36.4	27.0	27.2	26.1	27.0	29.0	25.6	26.7	29.2	27.1	26.7	27.1
843	17.7	16.6	--	29.7	27.7	25.8	22.9	23.7	26.1	25.3	25.7	27.1
844	17.3	22.5	24.9	26.2	24.8	24.6	23.6	24.4	26.3	24.2	25.2	24.4
845	17.7	22.5	24.1	24.8	25.3	27.0	26.7	28.4	30.0	29.0	27.8	28.3
846	16.7	20.3	20.9	22.3	23.7	25.6	24.3	24.5	24.9	24.3	25.3	23.4
847	17.7	21.1	23.6	23.2	24.4	25.3	25.0	27.0	28.2	26.1	25.9	25.3
848	17.9	21.8	22.8	23.9	25.1	27.1	24.0	25.5	24.7	24.6	24.9	24.1
849	17.7	22.3	30.5	25.7	30.7	29.6	26.8	28.9	30.4	26.9	27.7	28.0
850	19.2	23.4	26.5	23.2	23.9	25.1	23.7	26.9	28.5	25.7	25.4	28.4
851	18.4	20.2	24.0	23.8	24.1	25.9	24.3	25.2	26.3	24.9	25.3	26.0
852	19.2	22.8	26.0	25.3	28.1	27.5	27.7	28.0	29.1	28.3	28.2	27.3
853	16.3	19.5	22.9	23.8	26.0	26.2	25.8	26.8	27.5	25.7	24.6	26.3
854	18.5	23.6	26.3	24.5	26.0	27.6	26.5	26.3	28.3	26.3	27.7	27.4
855	18.0	21.8	26.3	25.4	27.1	28.0	27.9	27.3	26.8	28.7	28.4	28.1
856	20.4	26.5	26.8	26.7	27.0	27.4	27.0	27.1	26.3	25.6	26.1	28.1
857	16.6	18.9	21.5	22.0	22.9	23.2	21.1	22.0	22.4	21.5	22.0	21.2
858	17.8	23.2	26.5	33.5	--	30.2	31.9	27.9	30.2	28.1	29.9	29.5
859	19.1	22.0	25.1	27.4	26.5	28.1	27.5	27.1	28.7	27.2	28.1	29.7
860	20.1	23.0	28.7	26.5	27.5	27.4	28.2	28.5	28.3	27.5	27.7	28.0
MEAN	19.0	22.0	25.1	25.3	25.8	26.7	25.8	26.3	27.3	26.0	26.3	26.5
S.D.	4.23	2.37	2.53	2.75	2.05	1.86	2.36	1.90	2.22	1.95	1.98	2.33
N	20	20	19	20	19	20	20	20	20	20	20	20

---: Data Unavailable

a = successive periods

b = Food was weighed in on Day -7

THIRTEEN WEEK ORAL TOXICITY STUDY OF  
 WR 238605 WITH A THIRTEEN WEEK RECOVERY  
 PERIOD IN RATS

DRAFT

INDIVIDUAL DAILY FOOD CONSUMPTION (Grams)<sup>a</sup>

STUDY: 098

GROUP: 2M  
 DOSE: 0.5 (mg/kg)

SEX: MALE

ANIMAL #	DAY 84	DAY 88	DAY 98	DAY 105	DAY 109	DAY 119	DAY 126	DAY 133	DAY 137	DAY 147	DAY 154	DAY 161
841	22.0	23.2	b	b	b	b	b	b	b	b	b	b
842	24.8	25.8	b	b	b	b	b	b	b	b	b	b
843	25.0	26.2	b	b	b	b	b	b	b	b	b	b
844	21.5	23.8	21.6	22.6	23.1	23.7	25.3	24.6	25.3	23.9	23.3	24.7
845	28.9	28.1	b	b	b	b	b	b	b	b	b	b
846	22.8	24.3	23.2	24.0	23.7	25.3	24.4	23.6	24.9	25.1	24.7	24.4
847	23.6	24.2	b	b	b	b	b	b	b	b	b	b
848	23.7	24.0	23.8	22.8	23.8	25.0	25.0	23.9	25.1	25.5	25.2	25.5
849	28.4	26.8	b	b	b	b	b	b	b	b	b	b
850	23.0	24.4	25.4	26.0	26.6	25.7	30.2	24.3	32.4	30.0	31.6	29.3
851	24.8	26.0	26.3	25.3	26.2	26.6	26.7	24.6	26.0	25.3	26.9	24.8
852	26.7	28.2	26.6	26.9	26.6	26.8	27.3	25.6	28.2	28.4	25.1	26.1
853	25.9	27.0	24.7	25.6	28.0	26.5	28.1	27.0	26.4	26.3	26.7	26.8
854	24.5	25.5	b	b	b	b	b	b	b	b	b	b
855	27.9	28.1	b	b	b	b	b	b	b	b	b	b
856	26.4	26.7	b	b	b	b	b	b	b	b	b	b
857	20.8	21.0	b	b	b	b	b	b	b	b	b	b
858	27.0	29.9	28.2	32.7	30.9	28.9	28.2	29.9	30.2	26.3	27.2	27.1
859	27.8	28.8	28.5	28.9	29.7	28.4	28.0	28.1	29.6	28.9	28.9	27.5
860	26.7	29.5	27.0	27.9	30.3	26.5	29.5	27.6	29.8	29.1	29.8	29.2
MEAN	25.1	26.1	25.5	26.3	26.9	26.3	27.3	25.9	27.8	26.9	26.9	26.5
S.D.	2.37	2.31	2.22	3.04	2.82	1.54	1.92	2.11	2.61	2.06	2.55	1.77
N	20	20	10	10	10	10	10	10	10	10	10	10

--: Data Unavailable      b: Scheduled Sacrifice

a = successive periods

THIRTEEN WEEK ORAL TOXICITY STUDY OF  
 WR 238605 WITH A THIRTEEN WEEK RECOVERY  
 PERIOD IN RATS

DRAFT

INDIVIDUAL DAILY FOOD CONSUMPTION (Grams)<sup>a</sup>

STUDY: 098

GROUP: 2M  
 DOSE: 0.5 (mg/kg)  
 ANIMAL # DAY 168 DAY 175

SEX: MALE

841	b	b
842	b	b
843	b	b
844	6.0	24.8
845	b	b
846	6.1	24.0
847	b	b
848	6.3	28.7
849	b	b
850	6.4	31.7
851	6.6	27.0
852	6.6	27.8
853	6.4	27.9
854	b	b
855	b	b
856	b	b
857	b	b
858	6.9	35.1
859	7.0	27.7
860	7.1	29.8

MEAN	6.5	28.5
S.D.	0.37	3.22
N	10	10

--: Data Unavailable      b: Scheduled Sacrifice

a = successive periods

THIRTEEN WEEK ORAL TOXICITY STUDY OF  
 WR 238605 WITH A THIRTEEN WEEK RECOVERY  
 PERIOD IN RATS

DRAFT

INDIVIDUAL DAILY FOOD CONSUMPTION (Grams)<sup>a</sup>

STUDY: 098

GROUP: 3M  
 DOSE: 6.0 (mg/kg)

SEX: MALE

ANIMAL #	DAY 0 <sup>b</sup>	DAY 7	DAY 11	DAY 21	DAY 25	DAY 35	DAY 42	DAY 49	DAY 53	DAY 63	DAY 70	DAY 77
881	16.0	20.5	22.2	19.8	22.2	20.1	19.8	20.6	25.3	19.9	21.0	21.8
882	19.9	21.9	29.4	24.2	23.7	23.7	25.0	23.2	25.1	24.1	23.7	23.7
883	20.1	24.9	27.4	20.7	23.3	21.1	21.7	21.4	23.1	21.2	21.0	22.5
884	16.7	20.2	20.3	17.2	19.8	19.8	19.4	19.1	20.2	18.4	19.5	18.5
885	18.2	21.1	21.4	20.2	16.7	21.9	23.2	23.2	22.9	20.1	20.3	20.0
886	20.1	20.2	26.3	21.8	25.7	20.1	19.9	22.3	32.1	19.7	21.0	22.2
887	20.4	21.4	23.0	20.7	21.5	21.6	22.3	23.0	23.4	22.1	32.0	22.6
888	21.0	22.6	24.7	24.6	21.5	24.2	23.4	24.5	25.6	24.5	24.7	23.8
889	19.1	22.6	28.8	23.9	20.5	24.5	24.5	26.3	25.7	25.3	23.3	22.5
890	15.4	21.6	24.7	22.4	21.1	22.7	22.4	24.3	22.8	22.6	23.6	22.9
891	18.6	16.5	23.5	24.2	24.0	22.3	22.2	26.9	25.4	23.4	19.9	21.5
892	18.5	22.2	24.5	21.8	21.3	21.4	22.3	23.4	26.8	23.9	21.9	20.7
893	18.7	23.8	24.7	21.8	21.9	25.2	23.2	25.3	28.6	22.8	24.9	25.0
894	18.1	22.3	24.8	23.3	23.2	23.9	22.0	24.1	24.5	22.8	22.3	21.6
895	21.2	25.0	27.0	23.7	21.1	22.5	23.7	23.9	25.1	26.4	25.0	23.8
896	16.7	18.9	21.1	17.7	18.0	16.1	19.9	18.6	18.5	20.6	20.3	18.2
897	19.9	24.4	29.3	25.0	25.5	23.4	26.0	26.1	28.1	27.2	26.3	25.4
898	18.3	22.8	25.7	26.3	28.0	28.2	23.6	24.6	26.5	26.0	28.2	30.7
899	19.6	24.0	26.9	22.5	20.9	21.6	20.1	18.1	23.7	19.7	20.0	20.4
900	17.9	21.6	26.2	24.6	21.3	22.9	21.7	22.2	24.8	21.5	20.8	23.2
MEAN	18.7	21.9	25.1	22.3	22.1	22.4	22.3	23.1	24.9	22.6	23.0	22.6
S.D.	1.62	2.08	2.66	2.41	2.59	2.47	1.84	2.49	2.92	2.49	3.20	2.70
N	20	20	20	20	20	20	20	20	20	20	20	20

--: Data Unavailable

a = successive periods

b = Food was weighed in on Day -7

THIRTEEN WEEK ORAL TOXICITY STUDY OF  
 WR 238605 WITH A THIRTEEN WEEK RECOVERY  
 PERIOD IN RATS

DRAFT

INDIVIDUAL DAILY FOOD CONSUMPTION (Grams)<sup>a</sup>

STUDY: 098

GROUP: 3M  
 DOSE: 6.0 (mg/kg)

SEX: MALE

ANIMAL #	DAY 84	DAY 88	DAY 98	DAY 105	DAY 109	DAY 119	DAY 126	DAY 133	DAY 137	DAY 147	DAY 154	DAY 161
881	20.5	21.5	b	b	b	b	b	b	b	b	b	b
882	22.2	24.7	b	b	b	b	b	b	b	b	b	b
883	19.5	22.5	b	b	b	b	b	b	b	b	b	b
884	18.1	20.8	22.1	19.8	22.0	21.1	21.0	20.7	23.5	23.1	22.8	24.7
885	19.9	20.8	b	b	b	b	b	b	b	b	b	b
886	16.1	22.8	b	b	b	b	b	b	b	b	b	b
887	21.2	23.2	22.8	22.1	27.9	30.9	29.2	28.7	30.7	30.6	29.2	28.8
888	24.1	26.7	b	b	b	b	b	b	b	b	b	b
889	23.6	25.0	26.1	25.9	28.2	28.5	29.7	30.2	30.1	29.5	29.8	31.7
890	22.3	24.7	27.5	24.4	26.3	26.2	26.1	25.6	29.1	29.7	26.8	27.1
891	20.7	24.0	b	b	b	b	b	b	b	b	b	b
892	18.4	25.2	b	b	b	b	b	b	b	b	b	b
893	24.3	30.1	27.1	27.5	33.5	25.2	32.5	31.1	31.7	31.2	29.9	29.2
894	23.2	26.2	b	b	b	b	b	b	b	b	b	b
895	22.5	22.1	26.9	28.1	33.3	38.5	37.2	36.3	39.0	34.2	33.1	31.1
896	16.2	23.1	20.9	20.9	24.2	24.2	24.9	23.5	25.2	25.3	24.5	27.2
897	22.8	25.1	27.5	20.6	32.1	33.4	30.6	29.9	32.5	25.3	26.9	28.4
898	22.3	25.1	b	b	b	b	b	b	b	b	b	b
899	19.6	20.5	21.5	22.5	23.7	26.5	26.7	23.8	25.0	26.2	26.1	26.5
900	23.3	24.7	24.6	27.0	30.7	30.6	30.0	29.0	30.6	31.2	29.2	29.8
MEAN	21.0	23.9	24.7	23.9	28.2	28.5	28.8	27.9	29.7	28.6	27.8	28.5
S.D.	2.47	2.33	2.65	3.10	4.14	5.03	4.44	4.54	4.49	3.48	3.00	2.14
N	20	20	10	10	10	10	10	10	10	10	10	10

--: Data Unavailable      b: Scheduled Sacrifice

a = successive periods

THIRTEEN WEEK ORAL TOXICITY STUDY OF  
 WR 238605 WITH A THIRTEEN WEEK RECOVERY  
 PERIOD IN RATS

DRAFT

INDIVIDUAL DAILY FOOD CONSUMPTION (Grams)<sup>a</sup>

STUDY: 098

GROUP: 3M  
 DOSE: 6.0 (mg/kg)  
 ANIMAL # DAY 168 DAY 175

SEX: MALE

881	b	b
882	b	b
883	b	b
884	5.4	30.2
885	b	b
886	b	b
887	6.7	35.2
888	b	b
889	7.5	30.4
890	7.5	30.2
891	b	b
892	b	b
893	7.1	26.4
894	b	b
895	8.3	27.9
896	7.4	28.6
897	7.5	33.4
898	b	b
899	6.6	34.3
900	7.3	29.1

MEAN	7.1	30.6
S.D.	0.77	2.87
N	10	10

---: Data Unavailable      b: Scheduled Sacrifice

a = successive periods

THIRTEEN WEEK ORAL TOXICITY STUDY OF  
 WR 238605 WITH A THIRTEEN WEEK RECOVERY  
 PERIOD IN RATS

DRAFT

INDIVIDUAL DAILY FOOD CONSUMPTION (Grams)<sup>a</sup>

STUDY: 098

GROUP: 4M

SEX: MALE

DOSE: 18.0 (mg/kg)

ANIMAL #	DAY 0 <sup>b</sup>	DAY 7	DAY 11	DAY 21	DAY 25	DAY 35	DAY 42	DAY 49	DAY 53	DAY 63	DAY 70	DAY 77
921	18.5	20.9	10.3	a	a	a	a	a	a	a	a	a
922	18.0	18.9	18.9	14.3	19.1	18.8	19.2	19.9	21.9	20.6	19.9	16.4
923	14.0	20.4	13.5	17.2	15.1	12.5	11.0	23.2	31.8	20.7	18.3	15.0
924	18.4	17.6	17.5	18.8	20.2	20.1	21.4	22.4	25.8	20.8	20.2	22.2
925	16.5	15.2	15.2	16.2	17.5	17.4	19.5	21.5	21.2	20.3	20.5	19.6
926	19.7	17.7	12.1	c	c	c	c	c	c	c	c	c
927	19.0	17.5	19.0	18.9	20.1	21.4	21.2	22.5	20.8	20.4	21.6	21.3
928	19.4	18.8	16.9	19.3	17.7	20.5	21.5	20.3	22.8	21.3	21.6	21.1
929	19.4	18.5	23.3	16.0	14.7	8.4	17.6	20.7	20.4	18.7	18.7	18.5
930	21.7	19.7	17.3	20.2	21.7	20.2	21.3	25.5	24.8	18.7	21.3	21.7
931	19.7	18.9	19.3	18.9	20.5	23.4	22.4	20.5	21.9	21.2	19.5	20.9
932	19.0	17.8	16.1	15.5	18.6	19.9	19.3	22.2	21.5	22.0	19.8	20.0
933	18.6	22.6	17.6	21.1	26.0	22.5	23.3	18.6	24.7	23.6	23.7	22.4
934	19.8	20.7	17.4	15.7	17.9	9.0	16.2	18.6	20.2	a	a	a
935	19.4	21.7	28.5	21.5	23.7	21.2	23.6	23.6	27.7	19.4	19.7	20.8
936	19.1	18.9	c	c	c	c	c	c	c	c	c	c
937	16.8	19.0	0.7	c	c	c	c	c	c	c	c	c
938	20.6	18.4	18.2	18.4	18.1	19.7	19.6	24.2	21.8	21.5	19.6	19.2
939	19.4	18.0	19.1	18.6	19.3	18.5	19.5	20.4	19.7	23.7	18.8	18.9
940	17.9	18.0	10.3	18.2	19.8	21.8	22.9	23.4	25.6	23.6	21.2	20.0
MEAN	18.7	19.0	16.4	18.1	19.4	18.5	20.0	21.7	23.3	21.1	20.3	19.9
S.D.	1.62	1.68	5.68	2.07	2.85	4.54	3.14	1.99	3.25	1.61	1.40	2.07
N	20	20	19	16	16	16	16	16	16	15	15	15

--: Data Unavailable

a: Accidental Death

c: Animal Found Dead

a = successive periods

b = Food was weighed in on Day -7

THIRTEEN WEEK ORAL TOXICITY STUDY OF  
 WR 238605 WITH A THIRTEEN WEEK RECOVERY  
 PERIOD IN RATS

DRAFT

INDIVIDUAL DAILY FOOD CONSUMPTION (Grams)<sup>a</sup>

STUDY: 098

GROUP: 4M  
 DOSE: 18.0 (mg/kg)

SEX: MALE

ANIMAL #	DAY 84	DAY 88	DAY 98	DAY 105	DAY 109	DAY 119	DAY 126	DAY 133	DAY 137	DAY 147	DAY 154	DAY 161
921	a	a	a	a	a	a	a	a	a	a	a	a
922	19.6	20.4	20.6	--	26.2	25.0	25.5	24.1	25.0	22.9	25.8	25.8
923	12.1	21.0	22.0	12.8	23.5	25.6	29.0	24.9	28.2	29.8	27.3	27.6
924	22.4	23.2	b	b	b	b	b	b	b	b	b	b
925	18.6	22.7	b	b	b	b	b	b	b	b	b	b
926	c	c	c	c	c	c	c	c	c	c	c	c
927	21.3	28.9	24.4	22.8	24.5	32.9	28.1	26.3	26.1	27.1	27.8	27.3
928	21.1	24.2	b	b	b	b	b	b	b	b	b	b
929	17.5	20.0	21.7	22.5	25.7	28.4	31.5	26.9	29.1	30.4	28.9	29.2
930	20.3	21.3	25.7	28.2	28.8	30.0	33.5	31.5	40.2	28.6	33.5	34.4
931	20.6	23.5	b	b	b	b	b	b	b	b	b	b
932	19.6	21.5	23.3	22.5	24.5	25.1	28.0	26.2	27.4	28.1	26.9	28.3
933	22.5	23.9	24.3	25.1	28.1	29.0	30.4	28.0	31.0	29.0	29.3	29.7
934	a	a	a	a	a	a	a	a	a	a	a	a
935	21.3	27.1	26.5	26.1	26.5	27.9	29.1	25.8	28.2	33.5	28.7	27.7
936	c	c	c	c	c	c	c	c	c	c	c	c
937	c	c	c	c	c	c	c	c	c	c	c	c
938	19.9	16.7	b	b	b	b	b	b	b	b	b	b
939	19.9	21.7	23.9	23.4	22.8	25.6	28.7	24.7	27.6	28.3	25.8	25.2
940	21.2	24.6	26.7	25.6	28.5	31.4	33.7	28.1	28.7	31.9	31.4	32.3
MEAN	19.9	22.7	23.9	23.2	25.9	28.1	29.8	26.7	29.2	29.0	28.5	28.8
S.D.	2.52	2.95	2.05	4.36	2.10	2.78	2.56	2.16	4.21	2.86	2.43	2.82
N	15	15	10	9	10	10	10	10	10	10	10	10

--: Data Unavailable    a: Accidental Death    b: Scheduled Sacrifice    c: Animal Found Dead

a = successive periods

THIRTEEN WEEK ORAL TOXICITY STUDY OF  
 WR 238605 WITH A THIRTEEN WEEK RECOVERY  
 PERIOD IN RATS

D R A F T

INDIVIDUAL DAILY FOOD CONSUMPTION (Grams)<sup>a</sup>

STUDY: 098

GROUP: 4M  
 DOSE: 18.0 (mg/kg)  
 ANIMAL # DAY 168 DAY 175

SEX: MALE

921	a	a
922	6.2	24.7
923	6.9	28.4
924	b	b
925	b	b
926	c	c
927	6.5	28.4
928	b	b
929	7.3	28.6
930	7.7	30.6
931	b	b
932	6.8	26.9
933	7.2	28.2
934	a	a
935	6.5	29.0
936	c	c
937	c	c
938	b	b
939	5.7	26.4
940	8.1	31.5

MEAN 6.9 28.3  
 S.D. 0.71 1.96  
 N 10 10

--: Data Unavailable    a: Accidental Death    b: Scheduled Sacrifice    c: Animal Found Dead

a = successive periods

THIRTEEN WEEK ORAL TOXICITY STUDY OF  
WR 238605 WITH A THIRTEEN WEEK RECOVERY  
PERIOD IN RATS

DRAFT

INDIVIDUAL DAILY FOOD CONSUMPTION (Grams)<sup>a</sup>

STUDY: 098

GROUP: 1F  
DOSE: 0 (mg/kg)

SEX: FEMALE

ANIMAL #	DAY 0 <sup>b</sup>	DAY 7	DAY 11	DAY 21	DAY 25	DAY 35	DAY 42	DAY 49	DAY 53	DAY 63	DAY 70	DAY 77
821	14.0	17.3	17.9	23.4	27.4	19.1	32.5	19.3	18.9	21.4	18.8	19.1
822	14.0	17.7	17.7	18.4	19.1	17.3	18.2	16.5	18.8	16.5	18.5	17.9
823	14.4	19.9	17.3	18.4	19.2	18.3	17.4	21.5	21.1	18.8	19.8	18.3
824	16.6	19.4	19.7	19.5	25.3	18.7	19.6	17.8	24.9	18.0	17.8	17.1
825	12.2	14.4	16.6	15.1	17.6	17.1	17.1	17.9	17.4	17.4	17.3	15.6
826	13.7	16.2	19.0	21.2	19.8	20.7	20.1	20.2	21.8	21.8	18.3	19.8
827	--	16.1	19.7	16.8	29.9	21.7	20.9	19.0	20.3	21.4	19.3	23.2
828	16.2	17.2	20.5	18.9	22.9	22.4	17.8	20.4	25.7	21.2	18.3	18.5
829	13.5	24.9	18.7	17.7	20.5	20.1	19.8	17.6	23.4	19.6	20.7	20.4
830	15.5	16.5	19.9	19.1	22.3	21.9	20.9	21.1	24.1	20.8	18.6	18.7
831	11.4	14.2	17.3	17.6	16.8	17.5	17.6	16.4	16.8	15.9	15.6	15.1
832	13.1	15.8	18.7	17.8	22.1	21.6	25.2	17.7	24.4	19.7	20.8	17.9
833	13.4	15.0	16.7	16.3	17.3	17.3	17.5	17.7	20.5	17.2	16.9	16.3
834	16.1	20.0	29.5	19.6	28.3	20.9	21.9	20.2	24.5	18.5	28.0	21.1
835	14.3	15.6	20.7	22.4	26.5	23.7	21.4	19.1	21.8	18.9	20.6	19.2
836	17.1	20.1	22.3	22.2	27.7	23.7	24.9	20.2	20.7	20.1	21.4	20.1
837	12.1	15.5	19.9	19.4	23.2	20.3	22.1	17.9	26.3	19.6	26.2	21.8
838	13.7	15.6	18.6	15.8	--	19.2	19.6	17.5	19.8	22.5	19.4	17.5
839	17.0	18.5	18.8	17.1	21.7	20.5	16.7	20.2	19.7	18.1	19.5	15.4
840	14.4	15.2	19.1	18.2	19.7	20.0	18.2	18.2	21.4	18.4	18.3	18.2
MEAN	14.4	17.3	19.4	18.7	22.5	20.1	20.5	18.8	21.6	19.3	19.7	18.6
S.D.	1.67	2.59	2.77	2.21	4.01	2.04	3.73	1.50	2.74	1.84	2.91	2.14
N	19	20	20	20	19	20	20	20	20	20	20	20

--: Data Unavailable

a = successive periods

b = Food was weighed in on Day -7

THIRTEEN WEEK ORAL TOXICITY STUDY OF  
 WR 238605 WITH A THIRTEEN WEEK RECOVERY  
 PERIOD IN RATS

DRAFT

INDIVIDUAL DAILY FOOD CONSUMPTION (Grams)<sup>2</sup>

STUDY: 098

GROUP: 1F  
 DOSE: 0 (mg/kg)

SEX: FEMALE

ANIMAL #	DAY 84	DAY 88	DAY 98	DAY 105	DAY 109	DAY 119	DAY 126	DAY 133	DAY 137	DAY 147	DAY 154	DAY 161
821	24.3	22.1	b	b	b	b	b	b	b	b	b	b
822	14.7	18.4	b	b	b	b	b	b	b	b	b	b
823	20.0	23.4	27.3	21.1	24.1	25.3	27.8	21.5	21.9	23.9	22.2	21.3
824	16.4	19.1	19.5	15.5	16.4	18.2	18.6	16.5	19.2	22.8	18.4	16.8
825	15.7	17.6	b	b	b	b	b	b	b	b	b	b
826	19.9	19.7	b	b	b	b	b	b	b	b	b	b
827	16.0	19.4	16.4	19.2	17.4	20.0	16.2	19.1	14.6	18.3	18.6	18.6
828	18.1	19.4	b	b	b	b	b	b	b	b	b	b
829	17.9	18.8	b	b	b	b	b	b	b	b	b	b
830	19.3	21.1	19.6	19.0	--	19.3	21.3	19.6	18.9	19.6	20.0	20.3
831	15.4	16.7	17.0	15.6	16.7	15.5	16.2	16.4	17.5	15.6	15.5	15.6
832	17.3	18.2	b	b	b	b	b	b	b	b	b	b
833	16.8	17.5	b	b	b	b	b	b	b	b	b	b
834	16.4	21.9	16.8	17.8	20.7	18.8	19.6	26.8	22.2	22.9	21.5	19.4
835	20.6	24.2	17.9	19.2	21.2	19.1	21.4	18.4	18.3	17.5	18.2	18.9
836	19.2	20.5	--	19.8	21.2	19.3	21.1	20.2	21.0	21.8	24.9	21.7
837	20.2	22.7	22.3	20.9	24.3	23.0	21.8	21.7	23.3	22.5	21.4	23.6
838	17.8	18.3	b	b	b	b	b	b	b	b	b	b
839	15.4	20.7	b	b	b	b	b	b	b	b	b	b
840	18.0	18.7	17.5	15.7	20.4	18.7	18.1	16.5	19.9	19.4	17.0	16.8
MEAN	18.0	19.9	19.4	18.4	20.3	19.7	20.2	19.7	19.7	20.4	19.8	19.3
S.D.	2.33	2.09	3.50	2.14	2.93	2.68	3.38	3.19	2.57	2.75	2.78	2.50
N	20	20	9	10	9	10	10	10	10	10	10	10

--: Data Unavailable      b: Scheduled Sacrifice

a = successive periods

THIRTEEN WEEK ORAL TOXICITY STUDY OF  
 WR 238605 WITH A THIRTEEN WEEK RECOVERY  
 PERIOD IN RATS

DRAFT

INDIVIDUAL DAILY FOOD CONSUMPTION (Grams)<sup>a</sup>

STUDY: 098

GROUP: 1F  
 DOSE: 0 (mg/kg)  
 ANIMAL # DAY 168 DAY 175

SEX: FEMALE

821	b	b
822	b	b
823	5.6	20.3
824	4.3	18.8
825	b	b
826	b	b
827	4.2	19.0
828	b	b
829	b	b
830	6.0	20.1
831	4.1	18.2
832	b	b
833	b	b
834	5.2	19.6
835	6.0	24.3
836	4.5	21.1
837	5.3	22.5
838	b	b
839	b	b
840	4.1	21.6

MEAN	4.9	20.6
S.D.	0.78	1.87
N	10	10

--: Data Unavailable      b: Scheduled Sacrifice

a = successive periods

THIRTEEN WEEK ORAL TOXICITY STUDY OF  
 WR 238605 WITH A THIRTEEN WEEK RECOVERY  
 PERIOD IN RATS

DRAFT

INDIVIDUAL DAILY FOOD CONSUMPTION (Grams)<sup>a</sup>

STUDY: 098

GROUP: 2F  
 DOSE: 0.5 (mg/kg)

SEX: FEMALE

ANIMAL #	DAY 0 <sup>b</sup>	DAY 7	DAY 11	DAY 21	DAY 25	DAY 35	DAY 42	DAY 49	DAY 53	DAY 63	DAY 70	DAY 77
861	13.7	15.8	25.1	17.3	17.9	18.8	17.9	18.4	21.0	18.4	17.9	16.7
862	15.0	17.2	28.2	21.2	23.6	19.5	20.4	19.5	16.8	18.6	22.3	19.1
863	14.1	16.7	21.1	15.3	21.8	17.1	17.3	15.8	17.7	16.1	17.6	16.7
864	14.2	16.4	25.2	20.4	24.3	20.1	23.1	20.7	18.7	17.8	17.4	20.5
865	12.4	16.3	17.5	16.7	21.9	17.7	16.9	16.9	20.1	20.5	18.7	16.8
866	14.3	18.8	23.5	22.1	27.5	20.8	19.2	21.6	22.3	18.8	20.6	18.6
867	15.1	18.1	19.9	20.1	18.9	21.4	23.2	24.6	19.7	24.6	20.5	21.1
868	13.1	17.4	22.6	16.4	17.5	17.2	17.0	17.3	18.0	17.3	17.6	16.3
869	15.1	17.3	21.1	19.1	19.4	23.3	22.0	20.3	24.9	20.3	23.1	19.2
870	12.2	14.9	17.1	18.5	26.4	19.5	18.8	17.8	24.8	19.0	20.6	17.3
871	14.8	14.6	15.9	16.7	26.3	17.3	20.5	13.7	19.6	14.4	16.1	13.4
872	14.9	16.8	23.3	18.4	20.6	21.8	21.6	20.4	21.3	20.5	18.9	18.8
873	14.3	15.2	22.3	17.5	17.9	18.3	18.0	16.9	18.7	16.2	16.9	16.8
874	14.4	15.5	17.2	18.4	22.4	18.4	19.3	19.5	20.3	21.0	21.4	20.5
875	15.0	15.8	24.3	17.5	21.3	18.8	17.9	18.7	18.5	17.5	16.9	17.0
876	10.9	16.5	18.4	18.8	18.0	19.1	17.4	20.0	20.6	18.3	19.0	19.7
877	14.0	17.5	18.0	20.8	23.9	19.3	19.8	18.6	21.1	19.6	22.8	19.0
878	14.1	16.4	14.7	17.7	20.0	19.3	17.5	17.7	18.1	19.4	17.5	16.2
879	12.1	18.7	16.0	15.3	15.6	18.0	15.6	15.5	17.0	17.1	16.0	16.7
880	14.5	17.3	19.5	18.8	20.6	20.2	18.1	22.6	21.0	19.6	18.2	18.7
MEAN	13.9	16.7	20.5	18.4	21.3	19.3	19.1	18.8	20.0	18.8	19.0	18.0
S.D.	1.18	1.17	3.70	1.88	3.29	1.63	2.14	2.56	2.24	2.17	2.20	1.88
N	20	20	20	20	20	20	20	20	20	20	20	20

---: Data Unavailable

a = successive periods

b = Food was weighed in on Day -7

THIRTEEN WEEK ORAL TOXICITY STUDY OF  
 WR 238605 WITH A THIRTEEN WEEK RECOVERY  
 PERIOD IN RATS

DRAFT

INDIVIDUAL DAILY FOOD CONSUMPTION (Grams)<sup>a</sup>

STUDY: 098

GROUP: 2F  
 DOSE: 0.5 (mg/kg)

SEX: FEMALE

ANIMAL #	OAY 84	DAY 88	DAY 98	OAY 105	OAY 109	DAY 119	OAY 126	OAY 133	OAY 137	OAY 147	DAY 154	OAY 161
861	16.7	18.4	16.0	15.1	17.8	20.1	18.6	19.3	19.5	18.6	19.5	20.6
862	16.5	21.4	b	b	b	b	b	b	b	b	b	b
863	15.9	17.6	b	b	b	b	b	b	b	b	b	b
864	17.0	23.2	17.2	18.0	18.1	19.4	19.8	19.6	27.8	19.9	20.6	20.3
865	14.5	19.1	b	b	b	b	b	b	b	b	b	b
866	15.6	18.3	b	b	b	b	b	b	b	b	b	b
867	18.1	19.5	--	16.9	20.1	21.5	22.4	17.1	18.0	15.5	18.7	19.0
868	16.2	17.2	15.2	16.1	16.5	15.9	15.7	15.2	17.0	17.7	17.5	17.3
869	18.0	21.8	b	b	b	b	b	b	b	b	b	b
870	15.9	22.2	b	b	b	b	b	b	b	b	b	b
871	11.6	14.0	14.0	14.0	12.7	12.2	14.9	12.1	12.7	15.5	15.5	14.2
872	18.4	21.1	b	b	b	b	b	b	b	b	b	b
873	15.4	19.0	15.4	15.4	20.3	17.2	16.6	15.0	17.4	16.3	16.0	14.4
874	18.7	20.8	19.2	19.8	18.5	18.6	19.0	18.4	22.2	20.8	17.7	19.9
875	15.7	18.4	b	b	b	b	b	b	b	b	b	b
876	18.6	21.2	b	b	b	b	b	b	b	b	b	b
877	17.2	19.0	20.2	15.7	17.2	21.0	19.5	15.4	18.1	18.7	17.9	17.3
878	17.4	19.3	b	b	b	b	b	b	b	b	b	b
879	15.1	17.9	15.7	14.4	16.6	16.7	16.1	14.4	16.8	17.6	15.7	14.5
880	17.8	20.8	18.1	17.0	17.3	18.1	17.9	19.5	18.5	17.0	19.0	20.6
MEAN	16.5	19.5	16.8	16.2	17.5	18.1	18.1	16.6	18.8	17.8	17.8	17.8
S.O.	1.69	2.11	2.04	1.75	2.14	2.76	2.28	2.57	3.95	1.78	1.70	2.66
N	20	20	9	10	10	10	10	10	10	10	10	10

--: Data Unavailable      b: Scheduled Sacrifice

a = successive periods

THIRTEEN WEEK ORAL TOXICITY STUDY OF  
 WR 238605 WITH A THIRTEEN WEEK RECOVERY  
 PERIOD IN RATS

DRAFT

INDIVIDUAL DAILY FOOD CONSUMPTION (Grams)<sup>a</sup>

STUDY: 098

GROUP: 2F  
 DOSE: 0.5 (mg/kg)  
 ANIMAL # DAY 168 DAY 175

SEX: FEMALE

861	5.4	21.5
862	b	b
863	b	b
864	4.8	22.0
865	b	b
866	b	b
867	4.9	21.6
868	4.2	19.9
869	b	b
870	b	b
871	3.4	14.5
872	b	b
873	3.3	16.3
874	4.7	23.5
875	b	b
876	b	b
877	3.9	28.4
878	b	b
879	3.9	18.3
880	5.0	21.6

MEAN 4.4 20.8  
 S.D. 0.71 3.88  
 N 10 10

--: Data Unavailable b: Scheduled Sacrifice

a = successive periods

THIRTEEN WEEK ORAL TOXICITY STUDY OF  
 WR 238605 WITH A THIRTEEN WEEK RECOVERY  
 PERIOD IN RATS

DRAFT

INDIVIDUAL DAILY FOOD CONSUMPTION (Grams)<sup>a</sup>

STUDY: 098

GROUP: 3F

SEX: FEMALE

DOSE: 6.0 (mg/kg)

ANIMAL #	DAY 0 <sup>b</sup>	DAY 7	DAY 11	DAY 21	DAY 25	DAY 35	DAY 42	DAY 49	DAY 53	DAY 63	DAY 70	DAY 77
901	13.9	16.2	18.0	17.3	17.9	18.7	17.8	19.1	18.5	17.1	17.9	17.7
902	15.3	15.7	21.5	16.3	16.5	16.6	15.3	18.0	17.2	14.5	16.9	14.1
903	9.2	17.4	17.8	21.1	22.0	16.3	18.0	18.5	18.9	17.5	17.2	16.0
904	14.8	19.9	20.6	18.6	19.9	20.5	19.6	21.0	18.2	18.2	17.2	17.5
905	12.4	16.5	16.6	16.2	19.9	18.9	16.8	16.3	17.3	21.2	16.0	15.5
906	12.1	14.3	16.3	14.9	14.3	14.5	14.7	15.2	16.3	13.6	15.0	13.2
907	14.4	14.5	19.8	16.8	19.6	17.8	15.9	19.4	20.9	18.2	16.2	15.9
908	12.7	13.2	18.4	19.0	25.3	21.7	24.7	19.6	23.9	23.3	21.2	21.6
909	14.1	20.9	34.3	20.6	21.2	27.1	20.1	19.7	18.8	19.3	18.7	20.7
910	13.5	16.3	17.8	18.1	22.0	17.1	19.2	18.5	19.2	17.1	17.1	17.7
911	15.0	16.2	18.1	21.4	20.1	16.0	18.7	19.1	17.1	17.5	16.4	17.4
912	13.9	16.8	17.4	20.3	18.7	21.5	20.5	21.4	20.8	18.4	17.2	23.1
913	17.5	21.2	23.7	25.6	33.6	26.8	22.0	19.5	24.9	19.1	17.2	18.4
914	13.5	23.7	25.6	26.9	22.6	21.9	28.1	16.8	20.1	18.3	17.0	21.9
915	13.1	15.7	19.5	16.9	17.1	18.1	17.4	17.4	20.6	18.0	17.7	16.7
916	13.8	16.4	17.6	18.1	16.1	19.5	18.3	18.5	18.2	19.5	16.0	18.8
917	13.7	21.0	17.8	19.4	18.4	18.1	19.7	19.2	18.0	15.5	17.9	17.6
918	13.1	17.1	18.3	17.5	18.3	19.5	25.7	18.3	20.9	21.1	20.9	19.7
919	16.7	16.2	22.1	20.8	18.6	20.5	20.2	19.6	22.1	20.8	18.8	18.2
920	14.1	15.6	19.9	18.6	17.1	17.9	18.7	21.0	23.6	19.4	19.1	21.4
MEAN	13.8	17.2	20.1	19.2	20.0	19.5	19.6	18.8	19.8	18.4	17.6	18.2
S.D.	1.71	2.69	4.12	3.00	4.10	3.24	3.41	1.56	2.42	2.30	1.56	2.63
N	20	20	20	20	20	20	20	20	20	20	20	20

--: Data Unavailable

a = successive periods

b = Food was weighed in on Day -7

THIRTEEN WEEK ORAL TOXICITY STUDY OF  
 WR 238605 WITH A THIRTEEN WEEK RECOVERY  
 PERIOD IN RATS

DRAFT

INDIVIDUAL DAILY FOOD CONSUMPTION (Grams)<sup>a</sup>

STUDY: 098

GROUP: 3F  
 DOSE: 6.0 (mg/kg)

SEX: FEMALE

ANIMAL #	DAY 84	DAY 88	DAY 98	DAY 105	DAY 109	DAY 119	DAY 126	DAY 133	DAY 137	DAY 147	DAY 154	DAY 161
901	15.5	17.7	17.7	16.6	19.4	20.8	18.2	19.0	19.8	20.8	17.0	17.7
902	15.9	19.0	17.0	16.3	19.4	17.0	15.5	15.1	17.0	17.5	14.2	16.8
903	16.8	16.6	b	b	b	b	b	b	b	b	b	b
904	18.7	17.6	18.7	20.2	20.2	21.9	19.0	20.2	18.3	18.0	17.3	18.9
905	15.0	18.6	b	b	b	b	b	b	b	b	b	b
906	14.4	14.8	b	b	b	b	b	b	b	b	b	b
907	14.5	19.7	b	b	b	b	b	b	b	b	b	b
908	18.2	19.2	19.4	19.5	20.9	21.2	20.2	19.1	22.4	22.7	19.3	23.8
909	17.8	20.9	19.5	21.2	22.1	21.4	21.0	21.5	20.2	20.0	19.1	21.5
910	16.4	20.8	b	b	b	b	b	b	b	b	b	b
911	16.3	20.1	b	b	b	b	b	b	b	b	b	b
912	17.2	23.9	21.2	19.7	25.3	23.6	22.9	21.4	20.6	20.3	23.1	20.7
913	17.5	21.7	b	b	b	b	b	b	b	b	b	b
914	17.3	20.4	b	b	b	b	b	b	b	b	b	b
915	16.8	18.9	17.5	17.6	19.2	18.8	18.9	17.6	17.5	18.2	17.1	17.8
916	17.1	19.8	18.5	19.8	18.7	20.9	21.1	18.7	20.0	19.8	19.4	19.7
917	17.1	23.7	b	b	b	b	b	b	b	b	b	b
918	15.2	21.2	20.5	19.8	19.1	18.2	29.0	29.2	18.3	20.4	22.0	19.3
919	17.4	20.2	19.5	22.2	20.7	21.5	21.5	20.9	19.8	20.1	20.4	20.0
920	16.2	19.3	b	b	b	b	b	b	b	b	b	b
MEAN	16.6	19.7	19.0	19.3	20.5	20.5	20.7	20.3	19.4	19.8	18.9	19.6
S.D.	1.19	2.15	1.33	1.91	1.98	1.96	3.56	3.69	1.62	1.54	2.61	2.05
N	20	20	10	10	10	10	10	10	10	10	10	10

--: Data Unavailable      b: Scheduled Sacrifice

a = successive periods

THIRTEEN WEEK ORAL TOXICITY STUDY OF  
 WR 238605 WITH A THIRTEEN WEEK RECOVERY  
 PERIOD IN RATS

DRAFT

INDIVIDUAL DAILY FOOD CONSUMPTION (Grams)<sup>a</sup>

STUDY: 098

GROUP: 3F  
 DOSE: 6.0 (mg/kg)  
 ANIMAL # DAY 168 DAY 175

SEX: FEMALE

901	4.6	20.1
902	4.7	15.0
903	b	b
904	4.6	27.8
905	b	b
906	b	b
907	b	b
908	5.0	22.9
909	5.1	19.7
910	b	b
911	b	b
912	5.6	33.2
913	b	b
914	b	b
915	5.3	17.4
916	5.6	20.0
917	b	b
918	5.3	38.6
919	4.9	20.5
920	b	b

MEAN	5.1	23.5
S.D.	0.38	7.44
N	10	10

--: Data Unavailable      b: Scheduled Sacrifice

a = successive periods

THIRTEEN WEEK ORAL TOXICITY STUDY OF  
 WR 238605 WITH A THIRTEEN WEEK RECOVERY  
 PERIOD IN RATS

DRAFT

INDIVIDUAL DAILY FOOD CONSUMPTION (Grams)<sup>a</sup>

STUDY: 098

GROUP: 4F

SEX: FEMALE

DOSE: 18.0 (mg/kg)

ANIMAL #	DAY 0 <sup>b</sup>	DAY 7	DAY 11	DAY 21	DAY 25	DAY 35	DAY 42	DAY 49	DAY 53	DAY 63	DAY 70	DAY 77
941	17.8	19.0	21.2	14.2	17.0	20.5	19.5	16.6	16.7	20.8	14.9	15.4
942	13.6	14.6	10.7	14.4	24.3	20.4	18.8	17.2	19.3	18.0	15.9	13.1
943	14.4	16.5	10.6	13.7	15.8	18.7	17.5	17.1	18.0	16.6	15.9	16.4
944	15.9	17.5	16.6	14.2	21.5	26.7	16.8	20.5	18.9	18.2	14.4	15.0
945	13.7	19.5	21.2	17.5	15.1	18.3	15.4	15.1	22.1	14.7	15.8	13.9
946	13.4	16.4	21.2	16.1	14.7	18.1	16.5	15.3	17.1	16.5	15.2	15.2
947	12.5	15.7	14.4	15.4	15.7	17.0	15.6	17.1	22.3	15.9	13.3	14.3
948	14.9	15.4	16.3	14.5	15.5	16.9	16.1	18.9	20.4	17.5	16.4	16.1
949	14.1	15.1	17.9	13.2	10.8	14.7	11.2	14.6	16.4	16.4	13.5	12.6
950	13.2	14.0	11.4	13.8	15.5	16.8	21.1	15.9	17.5	16.6	14.9	15.9
951	13.0	15.5	11.5	14.7	21.7	15.9	17.1	16.3	20.8	15.1	15.6	13.8
952	14.9	14.6	16.8	13.1	22.1	18.1	19.5	14.9	26.1	16.5	19.3	14.3
953	13.7	15.8	18.0	11.0	18.2	15.6	14.0	16.5	18.4	16.0	14.6	14.9
954	13.5	15.9	13.7	15.5	16.3	16.2	16.0	15.3	17.5	16.7	15.5	15.5
955	15.1	13.5	12.5	13.9	15.2	14.9	15.1	17.7	17.8	14.1	14.8	15.3
956	13.8	14.2	14.0	14.1	13.2	18.2	15.8	15.1	22.3	16.8	14.6	15.7
957	13.8	16.4	15.5	13.5	17.4	16.4	16.0	16.6	18.0	19.4	13.8	16.0
958	12.4	14.0	13.5	12.5	13.8	13.8	13.5	14.5	18.8	11.2	12.9	12.6
959	14.0	13.9	14.5	15.7	16.1	17.0	14.9	15.9	20.1	18.9	13.9	15.1
960	--	14.6	9.9	13.1	13.8	15.6	13.2	14.2	16.3	15.4	13.8	14.0
MEAN	14.1	15.6	15.1	14.2	16.7	17.5	16.2	16.3	19.2	16.6	15.0	14.8
S.D.	1.26	1.63	3.56	1.41	3.37	2.79	2.36	1.56	2.50	2.05	1.41	1.14
N	19	20	20	20	20	20	20	20	20	20	20	20

--: Data Unavailable

a = successive periods

b = Food was weighed in on Day -7

THIRTEEN WEEK ORAL TOXICITY STUDY OF  
 WR 238605 WITH A THIRTEEN WEEK RECOVERY  
 PERIOD IN RATS

DRAFT

INDIVIDUAL DAILY FOOD CONSUMPTION (Grams)<sup>a</sup>

STUDY: 098

GROUP: 4F  
 DOSE: 18.0 (mg/kg)

SEX: FEMALE

ANIMAL #	DAY 84	DAY 88	DAY 98	DAY 105	DAY 109	DAY 119	DAY 126	DAY 133	DAY 137	DAY 147	DAY 154	DAY 161
941	14.0	24.7	18.0	18.7	16.7	16.7	19.3	18.0	17.8	13.7	21.4	18.5
942	6.9	6.8	16.2	12.5	19.8	18.4	21.2	17.6	17.8	17.3	16.1	19.1
943	14.2	16.5	b	b	b	b	b	b	b	b	b	b
944	16.7	18.1	20.2	19.0	20.8	24.2	30.0	32.3	25.2	25.7	24.4	30.3
945	15.3	18.1	b	b	b	b	b	b	b	b	b	b
946	15.3	22.3	b	b	b	b	b	b	b	b	b	b
947	15.6	19.1	b	b	b	b	b	b	b	b	b	b
948	15.8	15.4	b	b	b	b	b	b	b	b	b	b
949	14.8	16.5	16.0	14.5	22.4	19.1	20.8	16.8	18.5	16.4	18.9	17.2
950	16.5	17.1	b	b	b	b	b	b	b	b	b	b
951	15.9	18.2	b	b	b	b	b	b	b	b	b	b
952	19.2	18.0	b	b	b	b	b	b	b	b	b	b
953	15.0	17.6	17.9	17.1	20.2	21.9	21.5	22.8	19.7	21.6	20.0	21.1
954	14.0	15.4	19.1	19.1	21.0	21.7	22.5	19.5	17.4	20.5	21.0	19.0
955	14.0	16.9	b	b	b	b	b	b	b	b	b	b
956	14.8	16.3	--	13.4	21.4	a	a	a	a	a	a	a
957	16.5	16.4	18.1	18.7	20.6	21.8	23.4	20.9	21.6	19.0	20.6	19.4
958	14.0	14.6	b	b	b	b	b	b	b	b	b	b
959	14.9	17.7	19.4	16.2	20.1	19.5	20.1	17.7	27.6	20.3	18.1	18.3
960	13.5	20.5	17.7	15.8	16.7	22.5	21.1	16.4	16.8	18.9	22.2	17.9
MEAN	14.8	17.3	18.1	16.5	20.0	20.6	22.2	20.2	20.3	19.3	20.3	20.1
S.D.	2.28	3.43	1.38	2.43	1.87	2.36	3.16	4.97	3.80	3.40	2.42	3.98
N	20	20	9	10	10	9	9	9	9	9	9	9

---: Data Unavailable

a: Accidental Death

b: Scheduled Sacrifice

a = successive periods

THIRTEEN WEEK ORAL TOXICITY STUDY OF  
 WR 238605 WITH A THIRTEEN WEEK RECOVERY  
 PERIOD IN RATS

DRAFT

INDIVIDUAL DAILY FOOD CONSUMPTION (Grams)<sup>a</sup>

STUDY: 098

GROUP: 4F  
 DOSE: 18.0 (mg/kg)  
 ANIMAL # DAY 168 DAY 175

SEX: FEMALE

941	4.9	17.1
942	5.3	16.0
943	b	b
944	5.3	26.8
945	b	b
946	b	b
947	b	b
948	b	b
949	4.2	25.1
950	b	b
951	b	b
952	b	b
953	5.3	28.3
954	4.7	21.9
955	b	b
956	a	a
957	5.2	21.3
958	b	b
959	4.5	17.4
960	4.5	17.5

MEAN	4.9	21.3
S.D.	0.42	4.60
N	9	9

--: Data Unavailable

a: Accidental Death

b: Scheduled Sacrifice

a = successive periods

DRAFT

APPENDIX 6

Individual Clinical Chemistry Data

DRAFT

THIRTEEN WEEK ORAL TOXICITY STUDY OF WR 238605  
WITH A THIRTEEN WEEK RECOVERY PERIOD IN RATS

IND. ANIMAL CLINICAL CHEMISTRY REPORT BY GROUP  
TEST: Alanine Aminotransferase

STUDY 10: 098  
ABBR: ALT

SEX: MALE  
UNITS: U/L

ANIMAL ID	Week 2	Week 4	Week 8	Week 13	Week 16	Week 21	Week 26
GROUP: 0:0 mg base/kg/day							
801	63	53	93	89	88	97	62
802	54	66	61	47	48	54	57
803	--	--	--	--	--	--	--
804	--	--	--	--	--	--	--
805	--	--	--	--	--	--	--
806	60	75	59	66	68	68	66
807	48	86	81	64	65	82	72
808	--	--	--	--	--	--	--
809	52	49	55	46	45	47	40
810	50	52	37	45	34	65	53
811	44	59	39	47	50	44	35
812	--	--	--	123	--	--	--
813	--	--	--	--	--	--	--
814	53	43	48	45	39	48	36
815	48	48	42	34	47	36	37
816	56	55	50	53	50	75	45
817	--	--	--	--	--	--	--
818	--	--	--	--	--	--	--
819	--	--	--	--	--	--	--
820	--	--	--	--	--	--	--
MEAN	53	59	57	60	53	62	50
SD	5.8	13.4	18.2	25.6	16.0	19.2	13.6
N	10	10	10	11	10	10	10

GROUP: 0.5:0.5 mg base/kg/day

841	--	--	--	--	--	--	--
842	--	--	--	--	--	--	--
843	--	--	--	--	--	--	--
844	66	64	61	71	58	79	55
845	--	--	--	--	--	--	--
846	49	53	51	79	41	56	48
847	--	--	--	--	--	--	--
848	41	44	40	43	38	36	42
849	--	--	--	--	--	--	--
850	55	75	62	61	48	67	57
851	60	57	66	45	42	53	53
852	64	58	50	49	47	58	80
853	49	51	57	50	56	61	47
854	--	--	--	--	--	--	--
855	--	--	--	--	--	--	--
856	--	--	--	--	--	--	--
857	--	--	--	--	--	--	--
858	44	39	47	39	51	45	44
859	45	54	50	55	36	47	70
860	42	57	78	47	51	69	219
MEAN	52	55	56	54	47	57	72
SD	9.2	10.0	11.0	12.8	7.4	12.7	53.2
N	10	10	10	10	10	10	10

(--)-Data Unavailable

DRAFT

THIRTEEN WEEK ORAL TOXICITY STUDY OF WR 238605  
WITH A THIRTEEN WEEK RECOVERY PERIOD IN RATS

IND. ANIMAL CLINICAL CHEMISTRY REPORT BY GROUP  
TEST: Alanine Aminotransferase

STUDY ID: 098  
ABBR: ALT

SEX: MALE  
UNITS: U/L

ANIMAL ID	Week 2	Week 4	Week 8	Week 13	Week 16	Week 21	Week 26
GROUP: 6.0:6.0 mg base/kg/day							
881	--	--	--	--	--	--	--
882	--	--	--	--	--	--	--
883	--	--	--	--	--	--	--
884	44	64	58	66	56	40	44
885	--	--	--	--	--	--	--
886	--	--	--	--	--	--	--
887	52	59	83	98	65	51	71
888	--	--	--	--	--	--	--
889	56	62	75	62	64	50	57
890	55	59	69	68	65	66	58
891	--	--	--	--	--	--	--
892	--	--	--	--	--	--	--
893	70	61	83	76	81	75	142
894	--	--	--	--	--	--	--
895	60	62	72	81	113	81	63
896	61	41	61	96	60	60	57
897	58	51	62	55	44	86	29
898	--	--	--	--	--	--	--
899	48	44	64	71	59	53	64
900	56	59	78	90	78	61	33
MEAN	56	56	71	76	69	62	62
SD	7.2	8.0	9.2	14.6	18.8	14.7	31.3
N	10	10	10	10	10	10	10

GROUP: 18.0:18.0 mg base/kg/day							
921	--	--	--	--	--	--	--
922	--	--	--	90	56	60	46
923	43	51	62	97	65	48	43
924	--	--	--	--	--	--	--
925	--	--	--	--	--	--	--
926	--	--	--	--	--	--	--
927	71	56	68	73	64	72	60
928	--	--	--	--	--	--	--
929	59	116	51	62	37	57	42
930	65	53	59	79	60	50	50
931	--	--	--	--	--	--	--
932	--	65	65	81	52	42	38
933	58	58	77	78	58	56	64
934	61	83	71	--	--	--	--
935	53	67	71	76	64	53	51
936	--	--	--	--	--	--	--
937	291	--	--	--	--	--	--
938	--	--	--	--	--	--	--
939	43	32	62	79	37	37	46
940	52	47	64	71	47	44	48
MEAN	80	63	65	79	54	52	49
SD	74.8	23.0	7.3	9.7	10.6	10.1	8.0
N	10	10	10	10	10	10	10

(--)-Data Unavailable

DRAFT

THIRTEEN WEEK ORAL TOXICITY STUDY OF WR 238605  
WITH A THIRTEEN WEEK RECOVERY PERIOD IN RATS

IND. ANIMAL CLINICAL CHEMISTRY REPORT BY GROUP  
TEST: Aspartate Aminotransferase

STUDY ID: 098  
ABBR: AST

SEX: MALE  
UNITS: U/L

ANIMAL ID	Week 2	Week 4	Week 8	Week 13	Week 16	Week 21	Week 26
GROUP: 0:0 mg base/kg/day							
801	162	115	155	162	233	162	95
802	109	140	115	128	120	121	118
803	--	--	--	--	--	--	--
804	--	--	--	--	--	--	--
805	--	--	--	--	--	--	--
806	122	148	121	106	131	110	103
807	106	148	107	104	94	146	92
808	--	--	--	--	--	--	--
809	99	104	110	124	92	79	73
810	166	100	108	143	99	128	98
811	106	150	84	98	106	88	57
812	--	--	--	185	--	--	--
813	--	--	--	--	--	--	--
814	137	153	88	109	87	98	64
815	113	135	105	93	99	82	95
816	100	102	81	137	81	139	77
817	--	--	--	--	--	--	--
818	--	--	--	--	--	--	--
819	--	--	--	--	--	--	--
820	--	--	--	--	--	--	--
MEAN	122	130	107	126	114	115	87
SD	24.8	21.8	21.5	28.7	44.3	28.6	18.9
N	10	10	10	11	10	10	10

GROUP: 0.5:0.5 mg base/kg/day							
841	--	--	--	--	--	--	--
842	--	--	--	--	--	--	--
843	--	--	--	--	--	--	--
844	104	152	107	116	117	100	113
845	--	--	--	--	--	--	--
846	104	96	101	319	92	169	139
847	--	--	--	--	--	--	--
848	115	104	107	98	104	104	103
849	--	--	--	--	--	--	--
850	112	112	92	94	87	120	97
851	100	91	91	81	71	72	72
852	112	85	101	90	80	88	153
853	144	121	125	116	98	90	98
854	--	--	--	--	--	--	--
855	--	--	--	--	--	--	--
856	--	--	--	--	--	--	--
857	--	--	--	--	--	--	--
858	92	104	95	84	92	87	95
859	110	93	117	132	87	99	148
860	95	169	160	141	108	145	580
MEAN	109	113	110	127	94	107	160
SD	14.5	27.6	20.7	70.4	13.6	29.5	149.9
N	10	10	10	10	10	10	10

(--)-Data Unavailable

DRAFT

THIRTEEN WEEK ORAL TOXICITY STUDY OF WR 238605  
WITH A THIRTEEN WEEK RECOVERY PERIOD IN RATS

IND. ANIMAL CLINICAL CHEMISTRY REPORT BY GROUP  
TEST: Aspartate Aminotransferase

STUDY ID: 098  
ABBR: AST

SEX: MALE  
UNITS: U/L

ANIMAL ID	Week 2	Week 4	Week 8	Week 13	Week 16	Week 21	Week 26
GROUP: 6.0:6.0 mg base/kg/day							
881	--	--	--	--	--	--	--
882	--	--	--	--	--	--	--
883	--	--	--	--	--	--	--
884	94	132	112	155	118	73	129
885	--	--	--	--	--	--	--
886	--	--	--	--	--	--	--
887	140	109	151	284	130	110	82
888	--	--	--	--	--	--	--
889	104	143	168	169	110	105	94
890	101	123	129	164	159	107	97
891	--	--	--	--	--	--	--
892	--	--	--	--	--	--	--
893	157	107	117	132	182	106	165
894	--	--	--	--	--	--	--
895	117	142	161	159	205	139	87
896	216	109	135	177	97	82	101
897	141	134	141	129	81	174	92
898	--	--	--	--	--	--	--
899	112	107	114	160	101	100	148
900	125	138	195	220	139	113	71
MEAN	131	124	142	175	132	111	107
SD	36.0	15.2	26.8	45.8	39.5	28.4	30.5
N	10	10	10	10	10	10	10

GROUP: 18.0:18.0 mg base/kg/day

921	--	--	--	--	--	--	--
922	--	--	--	192	126	149	97
923	208	175	180	269	152	85	76
924	--	--	--	--	--	--	--
925	--	--	--	--	--	--	--
926	--	--	--	--	--	--	--
927	182	154	192	179	117	143	91
928	--	--	--	--	--	--	--
929	267	341	164	202	86	124	71
930	226	159	193	254	156	98	81
931	--	--	--	--	--	--	--
932	--	229	172	213	98	83	97
933	209	170	211	228	101	81	83
934	213	175	175	--	--	--	--
935	175	214	171	182	118	88	82
936	--	--	--	--	--	--	--
937	443	--	--	--	--	--	--
938	--	--	--	--	--	--	--
939	178	143	203	256	91	77	80
940	223	171	176	200	108	93	91
MEAN	232	193	184	218	115	102	85
SD	78.9	58.2	15.3	32.6	23.9	26.6	8.8
N	10	10	10	10	10	10	10

(--)-Data Unavailable

DRAFT

THIRTEEN WEEK ORAL TOXICITY STUDY OF WR 238605  
WITH A THIRTEEN WEEK RECOVERY PERIOD IN RATS

IND. ANIMAL CLINICAL CHEMISTRY REPORT BY GROUP  
TEST: Total Protein

STUDY ID: 098  
ABBR: TP

SEX: MALE  
UNITS: g/dL

ANIMAL ID	Week 2	Week 4	Week 8	Week 13	Week 16	Week 21	Week 26
GROUP: 0:0 mg base/kg/day							
801	8.1	7.8	8.0	--	7.8	8.3	8.1
802	7.8	8.6	7.6	7.3	7.8	8.4	8.5
803	--	--	--	--	--	--	--
804	--	--	--	--	--	--	--
805	--	--	--	--	--	--	--
806	7.8	7.8	8.5	7.6	8.1	8.5	7.5
807	7.6	8.1	8.1	7.7	7.9	8.9	8.4
808	--	--	--	--	--	--	--
809	7.3	7.9	7.8	7.8	7.7	7.8	7.9
810	7.3	7.4	7.4	7.5	7.1	7.5	7.9
811	7.2	7.2	7.5	--	7.8	8.0	8.3
812	--	--	--	--	--	--	--
813	--	--	--	--	--	--	--
814	7.2	7.2	7.8	7.4	8.2	8.0	8.6
815	8.0	8.4	8.7	--	8.7	8.0	8.5
816	8.0	7.8	7.6	--	7.8	8.9	8.9
817	--	--	--	--	--	--	--
818	--	--	--	--	--	--	--
819	--	--	--	--	--	--	--
820	--	--	--	--	--	--	--
MEAN	7.6	7.8	7.9	7.6	7.9	8.2	8.3
SD	0.36	0.47	0.43	0.19	0.41	0.46	0.41
N	10	10	10	6	10	10	10

GROUP: 0.5:0.5 mg base/kg/day							
841	--	--	--	--	--	--	--
842	--	--	--	--	--	--	--
843	--	--	--	--	--	--	--
844	7.6	7.3	7.2	7.5	7.3	7.2	7.7
845	--	--	--	--	--	--	--
846	7.2	7.4	7.8	7.6	7.3	7.5	8.0
847	--	--	--	--	--	--	--
848	7.6	7.3	8.0	7.9	7.2	7.5	7.9
849	--	--	--	--	--	--	--
850	7.8	7.3	7.9	--	7.5	8.2	7.8
851	7.6	7.6	8.1	8.2	7.5	8.6	8.7
852	7.2	7.8	8.1	--	7.9	8.4	8.2
853	7.1	6.5	7.4	7.5	7.6	8.3	7.8
854	--	--	--	--	--	--	--
855	--	--	--	--	--	--	--
856	--	--	--	--	--	--	--
857	--	--	--	--	--	--	--
858	7.3	7.6	8.2	8.0	8.1	8.0	8.0
859	7.6	7.0	7.5	--	4.5	7.6	7.8
860	7.5	7.3	7.7	7.7	8.0	8.3	7.8
MEAN	7.5	7.3	7.8	7.8	7.3	8.0	8.0
SD	0.23	0.36	0.33	0.27	1.03	0.47	0.29
N	10	10	10	7	10	10	10

(--)-Data Unavailable

DRAFT

THIRTEEN WEEK ORAL TOXICITY STUDY OF WR 238605  
WITH A THIRTEEN WEEK RECOVERY PERIOD IN RATS

IND. ANIMAL CLINICAL CHEMISTRY REPORT BY GROUP  
TEST: Total Protein

STUDY ID: 098  
ABBR: TP

SEX: MALE  
UNITS: g/dL

ANIMAL ID	Week 2	Week 4	Week 8	Week 13	Week 16	Week 21	Week 26
GROUP: 6.0:6.0 mg base/kg/day							
881	--	--	--	--	--	--	--
882	--	--	--	--	--	--	--
883	--	--	--	--	--	--	--
884	7.8	8.0	7.9	--	7.6	7.3	7.8
885	--	--	--	--	--	--	--
886	--	--	--	--	--	--	--
887	7.2	8.1	8.6	--	7.0	8.1	8.3
888	--	--	--	--	--	--	--
889	7.5	7.3	8.5	--	8.2	8.1	8.9
890	7.5	8.2	8.1	--	8.2	8.6	8.2
891	--	--	--	--	--	--	--
892	--	--	--	--	--	--	--
893	7.9	8.0	7.6	--	7.6	8.5	8.6
894	--	--	--	--	--	--	--
895	7.5	7.4	8.5	8.1	8.2	8.3	8.1
896	7.4	7.5	8.5	7.7	8.0	7.7	8.2
897	7.8	8.4	8.6	8.1	8.3	8.4	8.2
898	--	--	--	--	--	--	--
899	8.1	7.5	8.0	--	7.8	7.8	8.5
900	7.7	7.2	7.9	--	8.3	8.8	8.2
MEAN	7.6	7.8	8.2	8.0	7.9	8.2	8.3
SD	0.27	0.42	0.36	0.23	0.42	0.46	0.30
N	10	10	10	3	10	10	10

GROUP: 18.0:18.0 mg base/kg/day							
921	--	--	--	--	--	--	--
922	--	--	--	--	7.5	7.5	7.7
923	8.7	8.0	7.9	7.9	8.3	8.0	8.2
924	--	--	--	--	--	--	--
925	--	--	--	--	--	--	--
926	--	--	--	--	--	--	--
927	8.7	7.6	8.1	--	7.9	7.7	7.7
928	--	--	--	--	--	--	--
929	8.6	7.8	7.7	--	7.3	7.9	8.5
930	8.2	7.9	7.9	--	8.3	8.1	8.5
931	--	--	--	--	--	--	--
932	--	8.0	8.5	8.6	7.7	8.3	8.2
933	8.3	8.3	8.3	--	8.4	8.2	7.9
934	8.2	8.8	8.4	--	--	--	--
935	7.9	9.4	7.4	7.2	6.9	7.2	7.2
936	--	--	--	--	--	--	--
937	7.0	--	--	--	--	--	--
938	--	--	--	--	--	--	--
939	7.9	8.9	8.3	--	7.4	7.8	7.8
940	7.6	7.8	8.9	7.7	7.1	7.4	7.1
MEAN	8.1	8.3	8.1	7.9	7.7	7.8	7.9
SD	0.53	0.59	0.43	0.58	0.53	0.36	0.48
N	10	10	10	4	10	10	10

(--)-Data Unavailable

THIRTEEN WEEK ORAL TOXICITY STUDY OF WR 238605  
WITH A THIRTEEN WEEK RECOVERY PERIOD IN RATS

IND. ANIMAL CLINICAL CHEMISTRY REPORT BY GROUP  
TEST: Albumin

STUDY ID: 098  
ABBR: ALB

SEX: MALE  
UNITS: g/dL

ANIMAL ID	Week 2	Week 4	Week 8	Week 13	Week 16	Week 21	Week 26
GROUP: 0:0 mg base/kg/day							
801	4.3	4.2	4.1	4.1	4.1	5.2	4.3
802	4.1	4.2	4.7	3.7	4.3	4.4	4.3
803	--	--	--	--	--	--	--
804	--	--	--	--	--	--	--
805	--	--	--	--	--	--	--
806	4.2	4.1	4.1	3.8	4.3	4.7	4.5
807	4.2	4.1	4.4	3.7	4.0	4.5	4.1
808	--	--	--	--	--	--	--
809	3.9	3.8	4.4	3.9	3.9	4.2	3.9
810	3.9	4.0	3.6	3.8	4.1	3.9	4.4
811	3.6	3.8	3.8	4.1	4.3	3.9	4.1
812	--	--	--	4.0	--	--	--
813	--	--	--	--	--	--	--
814	4.2	3.6	4.6	3.6	4.2	5.2	4.6
815	3.9	3.9	4.2	4.0	4.2	4.0	4.0
816	4.3	3.9	3.9	4.2	4.2	4.8	4.4
817	--	--	--	--	--	--	--
818	--	--	--	--	--	--	--
819	--	--	--	--	--	--	--
820	--	--	--	--	--	--	--
MEAN	4.1	4.0	4.2	3.9	4.2	4.5	4.3
SD	0.23	0.20	0.35	0.19	0.13	0.49	0.23
N	10	10	10	11	10	10	10

GROUP: 0.5:0.5 mg base/kg/day							
841	--	--	--	--	--	--	--
842	--	--	--	--	--	--	--
843	--	--	--	--	--	--	--
844	4.1	4.0	3.9	3.7	3.4	3.9	3.7
845	--	--	--	--	--	--	--
846	3.9	3.8	4.3	3.9	3.5	3.5	4.1
847	--	--	--	--	--	--	--
848	3.8	4.0	4.4	4.0	3.7	3.9	4.3
849	--	--	--	--	--	--	--
850	4.1	4.1	4.0	4.2	3.6	4.3	4.6
851	4.1	4.3	4.4	4.1	4.0	4.5	4.1
852	4.3	4.0	4.6	4.1	4.1	4.3	4.2
853	3.6	3.7	3.7	3.7	4.0	4.1	4.0
854	--	--	--	--	--	--	--
855	--	--	--	--	--	--	--
856	--	--	--	--	--	--	--
857	--	--	--	--	--	--	--
858	3.8	4.2	4.3	4.2	4.0	4.1	4.1
859	4.0	3.7	4.1	3.9	3.7	3.7	4.3
860	3.9	4.1	3.9	3.4	3.6	4.0	3.8
MEAN	4.0	4.0	4.2	3.9	3.8	4.0	4.1
SD	0.20	0.20	0.28	0.26	0.25	0.30	0.26
N	10	10	10	10	10	10	10

(--)-Data Unavailable

THIRTEEN WEEK ORAL TOXICITY STUDY OF WR 238605  
WITH A THIRTEEN WEEK RECOVERY PERIOD IN RATS

DRAFT

IND. ANIMAL CLINICAL CHEMISTRY REPORT BY GROUP  
TEST: Albumin

STUDY ID: 098  
ABBR: ALB

SEX: MALE  
UNITS: g/dL

ANIMAL ID    Week 2    Week 4    Week 8    Week 13    Week 16    Week 21    Week 26

GROUP: 6.0:6.0 mg base/kg/day

881	--	--	--	--	--	--	--
882	--	--	--	--	--	--	--
883	--	--	--	--	--	--	--
884	3.9	3.9	4.1	4.4	4.1	3.7	4.3
885	--	--	--	--	--	--	--
886	--	--	--	--	--	--	--
887	4.0	4.2	4.7	4.2	4.2	4.2	4.0
888	--	--	--	--	--	--	--
889	4.0	4.0	4.2	4.1	4.4	4.1	4.5
890	3.9	4.1	4.3	4.2	4.2	4.3	4.0
891	--	--	--	--	--	--	--
892	--	--	--	--	--	--	--
893	3.9	4.0	3.9	4.3	3.6	4.5	3.9
894	--	--	--	--	--	--	--
895	3.8	4.2	4.5	4.2	4.1	4.3	4.0
896	3.9	4.0	4.2	3.8	4.1	3.9	4.1
897	4.1	4.5	4.6	4.0	4.1	4.4	4.4
898	--	--	--	--	--	--	--
899	4.4	4.2	4.2	4.2	4.5	4.2	4.6
900	4.2	4.4	4.9	5.8	4.4	4.4	4.0
MEAN	4.0	4.2	4.4	4.3	4.2	4.2	4.2
SD	0.18	0.19	0.31	0.55	0.25	0.24	0.25
N	10	10	10	10	10	10	10

GROUP: 18.0:18.0 mg base/kg/day

921	--	--	--	--	--	--	--
922	--	--	--	4.2	4.0	4.0	4.3
923	4.0	4.2	4.1	3.9	4.4	4.1	4.0
924	--	--	--	--	--	--	--
925	--	--	--	--	--	--	--
926	--	--	--	--	--	--	--
927	4.3	4.3	4.0	3.6	4.0	4.1	4.2
928	--	--	--	--	--	--	--
929	4.4	4.2	3.9	3.9	3.5	4.1	4.4
930	4.0	4.0	4.6	4.1	4.1	4.4	4.4
931	--	--	--	--	--	--	--
932	--	4.6	5.0	4.6	4.4	4.4	4.8
933	4.1	4.2	4.7	4.1	3.8	4.3	4.3
934	4.1	4.7	4.7	--	--	--	--
935	3.9	5.1	3.6	3.6	3.8	3.9	3.8
936	--	--	--	--	--	--	--
937	3.2	--	--	--	--	--	--
938	--	--	--	--	--	--	--
939	4.0	4.2	4.6	4.2	4.1	4.0	4.2
940	4.3	4.4	4.2	4.0	4.0	3.9	4.0
MEAN	4.0	4.4	4.3	4.0	4.0	4.1	4.2
SD	0.33	0.32	0.44	0.30	0.27	0.19	0.28
N	10	10	10	10	10	10	10

(--)-Data Unavailable

DRAFT

THIRTEEN WEEK ORAL TOXICITY STUDY OF WR 238605  
WITH A THIRTEEN WEEK RECOVERY PERIOD IN RATS

IND. ANIMAL CLINICAL CHEMISTRY REPORT BY GROUP  
TEST: Globulin

STUDY ID: 098  
ABBR: GLOB

SEX: MALE  
UNITS: g/dL

ANIMAL ID	Week 2	Week 4	Week 8	Week 13	Week 16	Week 21	Week 26
GROUP: 0:0 mg base/kg/day							
801	3.8	3.6	3.9	--	3.7	3.1	3.8
802	3.7	4.4	2.9	3.6	3.5	4.0	4.2
803	--	--	--	--	--	--	--
804	--	--	--	--	--	--	--
805	--	--	--	--	--	--	--
806	3.6	3.7	4.4	3.8	3.8	3.8	3.0
807	3.4	4.0	3.7	4.0	3.9	4.4	4.3
808	--	--	--	--	--	--	--
809	3.4	4.1	3.4	3.9	3.8	3.6	4.0
810	3.4	3.4	3.8	3.7	3.0	3.6	3.5
811	3.6	3.4	3.7	--	3.5	4.1	4.2
812	--	--	--	--	--	--	--
813	--	--	--	--	--	--	--
814	3.0	3.6	3.2	3.8	4.0	2.8	4.0
815	4.1	4.5	4.5	--	4.5	4.0	4.5
816	3.7	3.9	3.7	--	3.6	4.1	4.5
817	--	--	--	--	--	--	--
818	--	--	--	--	--	--	--
819	--	--	--	--	--	--	--
820	--	--	--	--	--	--	--
MEAN	3.6	3.9	3.7	3.8	3.7	3.8	4.0
SD	0.29	0.39	0.49	0.14	0.39	0.49	0.47
N	10	10	10	6	10	10	10

GROUP: 0.5:0.5 mg base/kg/day							
841	--	--	--	--	--	--	--
842	--	--	--	--	--	--	--
843	--	--	--	--	--	--	--
844	3.5	3.3	3.3	3.8	3.9	3.3	4.0
845	--	--	--	--	--	--	--
846	3.3	3.6	3.5	3.7	3.8	4.0	3.9
847	--	--	--	--	--	--	--
848	3.8	3.3	3.6	3.9	3.5	3.6	3.6
849	--	--	--	--	--	--	--
850	3.7	3.2	3.9	--	3.9	3.9	3.2
851	3.5	3.3	3.7	4.1	3.5	4.1	4.6
852	2.9	3.8	3.5	--	3.8	4.1	4.0
853	3.5	2.8	3.7	3.8	3.6	4.2	3.8
854	--	--	--	--	--	--	--
855	--	--	--	--	--	--	--
856	--	--	--	--	--	--	--
857	--	--	--	--	--	--	--
858	3.5	3.4	3.9	3.8	4.1	3.9	3.9
859	3.6	3.3	3.4	--	0.8	3.9	3.5
860	3.6	3.2	3.8	4.3	4.4	4.3	4.0
MEAN	3.5	3.3	3.6	3.9	3.5	3.9	3.9
SD	0.25	0.26	0.21	0.21	1.00	0.29	0.37
N	10	10	10	7	10	10	10

(--)-Data Unavailable

THIRTEEN WEEK ORAL TOXICITY STUDY OF WR 238605  
WITH A THIRTEEN WEEK RECOVERY PERIOD IN RATS

IND. ANIMAL CLINICAL CHEMISTRY REPORT BY GROUP  
TEST: Globulin

STUDY ID: 098  
ABBR: GLOB

SEX: MALE  
UNITS: g/dL

ANIMAL ID	Week 2	Week 4	Week 8	Week 13	Week 16	Week 21	Week 26
GROUP: 6.0:6.0 mg base/kg/day							
881	--	--	--	--	--	--	--
882	--	--	--	--	--	--	--
883	--	--	--	--	--	--	--
884	3.9	4.1	3.8	--	3.5	3.6	3.5
885	--	--	--	--	--	--	--
886	--	--	--	--	--	--	--
887	3.2	3.9	3.9	--	2.8	3.9	4.3
888	--	--	--	--	--	--	--
889	3.5	3.3	4.3	--	3.8	4.0	4.4
890	3.6	4.1	3.8	--	4.0	4.3	4.2
891	--	--	--	--	--	--	--
892	--	--	--	--	--	--	--
893	4.0	4.0	3.7	--	4.0	4.0	4.7
894	--	--	--	--	--	--	--
895	3.7	3.2	4.0	3.9	4.1	4.0	4.1
896	3.5	3.5	4.3	3.9	3.9	3.8	4.1
897	3.7	3.9	4.0	4.1	4.2	4.0	3.8
898	--	--	--	--	--	--	--
899	3.7	3.3	3.8	--	3.3	3.6	3.9
900	3.5	2.8	3.0	--	3.9	4.4	4.2
MEAN	3.6	3.6	3.9	4.0	3.8	4.0	4.1
SD	0.23	0.45	0.37	0.12	0.43	0.26	0.33
N	10	10	10	3	10	10	10

GROUP: 18.0:18.0 mg base/kg/day							
921	--	--	--	--	--	--	--
922	--	--	--	--	3.5	3.5	3.4
923	4.7	3.8	3.8	4.0	3.9	3.9	4.2
924	--	--	--	--	--	--	--
925	--	--	--	--	--	--	--
926	--	--	--	--	--	--	--
927	4.4	3.3	4.1	--	3.9	3.6	3.5
928	--	--	--	--	--	--	--
929	4.2	3.6	3.8	--	3.8	3.8	4.1
930	4.2	3.9	3.3	--	4.2	3.7	4.1
931	--	--	--	--	--	--	--
932	--	3.4	3.5	4.0	3.3	3.9	3.4
933	4.2	4.1	3.6	--	4.6	3.9	3.6
934	4.1	4.1	3.7	--	--	--	--
935	4.0	4.3	3.8	3.6	3.1	3.3	3.4
936	--	--	--	--	--	--	--
937	3.8	--	--	--	--	--	--
938	--	--	--	--	--	--	--
939	3.9	4.7	3.7	--	3.3	3.8	3.6
940	3.3	3.4	4.7	3.7	3.1	3.5	3.1
MEAN	4.1	3.9	3.8	3.8	3.7	3.7	3.6
SD	0.37	0.45	0.38	0.21	0.50	0.21	0.37
N	10	10	10	4	10	10	10

(--)-Data Unavailable

DRAFT

THIRTEEN WEEK ORAL TOXICITY STUDY OF WR 238605  
WITH A THIRTEEN WEEK RECOVERY PERIOD IN RATS

IND. ANIMAL CLINICAL CHEMISTRY REPORT BY GROUP  
TEST: A/G Ratio

STUDY ID: 098  
ABBR: A/G

SEX: MALE  
UNITS: -

ANIMAL ID	Week 2	Week 4	Week 8	Week 13	Week 16	Week 21	Week 26
GROUP: 0:0 mg base/kg/day							
801	1.13	1.17	1.05	--	1.11	1.68	1.13
802	1.11	0.95	1.62	1.03	1.23	1.10	1.02
803	--	--	--	--	--	--	--
804	--	--	--	--	--	--	--
805	--	--	--	--	--	--	--
806	1.17	1.11	0.93	1.00	1.13	1.24	1.50
807	1.24	1.03	1.19	0.93	1.03	1.02	0.95
808	--	--	--	--	--	--	--
809	1.15	0.93	1.29	1.00	1.03	1.17	0.98
810	1.15	1.18	0.95	1.03	1.37	1.08	1.26
811	1.00	1.12	1.03	--	1.23	0.95	0.98
812	--	--	--	--	--	--	--
813	--	--	--	--	--	--	--
814	1.40	1.00	1.44	0.95	1.05	1.86	1.15
815	0.95	0.87	0.93	--	0.93	1.00	0.89
816	1.16	1.00	1.05	--	1.17	1.17	0.98
817	--	--	--	--	--	--	--
818	--	--	--	--	--	--	--
819	--	--	--	--	--	--	--
820	--	--	--	--	--	--	--
MEAN	1.15	1.04	1.15	0.99	1.13	1.23	1.08
SD	0.123	0.105	0.235	0.041	0.127	0.302	0.183
N	10	10	10	6	10	10	10

GROUP: 0.5:0.5 mg base/kg/day							
841	--	--	--	--	--	--	--
842	--	--	--	--	--	--	--
843	--	--	--	--	--	--	--
844	1.17	1.21	1.18	0.97	0.87	1.18	0.93
845	--	--	--	--	--	--	--
846	1.18	1.06	1.23	1.05	0.92	0.88	1.05
847	--	--	--	--	--	--	--
848	1.00	1.21	1.22	1.03	1.06	1.08	1.19
849	--	--	--	--	--	--	--
850	1.11	1.28	1.03	--	0.92	1.10	1.44
851	1.17	1.30	1.19	1.00	1.14	1.10	0.89
852	1.48	1.05	1.31	--	1.08	1.05	1.05
853	1.03	1.32	1.00	0.97	1.11	0.98	1.05
854	--	--	--	--	--	--	--
855	--	--	--	--	--	--	--
856	--	--	--	--	--	--	--
857	--	--	--	--	--	--	--
858	1.09	1.24	1.10	1.11	0.98	1.05	1.05
859	1.11	1.12	1.21	--	4.63	0.95	1.23
860	1.08	1.28	1.03	0.79	0.82	0.93	0.95
MEAN	1.14	1.21	1.15	0.99	1.35	1.03	1.08
SD	0.133	0.098	0.104	0.100	1.156	0.092	0.164
N	10	10	10	7	10	10	10

(--)-Data Unavailable

DRAFT

THIRTEEN WEEK ORAL TOXICITY STUDY OF WR 238605  
WITH A THIRTEEN WEEK RECOVERY PERIOD IN RATS

IND. ANIMAL CLINICAL CHEMISTRY REPORT BY GROUP  
TEST: A/G Ratio

STUDY ID: 098  
ABBR: A/G

SEX: MALE  
UNITS: -

ANIMAL IO	Week 2	Week 4	Week 8	Week 13	Week 16	Week 21	Week 26
GROUP: 6.0:6.0 mg base/kg/day							
881	--	--	--	--	--	--	--
882	--	--	--	--	--	--	--
883	--	--	--	--	--	--	--
884	1.00	0.95	1.08	--	1.17	1.03	1.23
885	--	--	--	--	--	--	--
886	--	--	--	--	--	--	--
887	1.25	1.08	1.21	--	1.50	1.08	0.93
888	--	--	--	--	--	--	--
889	1.14	1.21	0.98	--	1.16	1.03	1.02
890	1.08	1.00	1.13	--	1.05	1.00	0.95
891	--	--	--	--	--	--	--
892	--	--	--	--	--	--	--
893	0.98	1.00	1.05	--	0.90	1.13	0.83
894	--	--	--	--	--	--	--
895	1.03	1.31	1.13	1.08	1.00	1.08	0.98
896	1.11	1.14	0.98	0.97	1.05	1.03	1.00
897	1.11	1.15	1.15	0.98	0.98	1.10	1.16
898	--	--	--	--	--	--	--
899	1.19	1.27	1.11	--	1.36	1.17	1.18
900	1.20	1.57	1.63	--	1.13	1.00	0.95
MEAN	1.11	1.17	1.15	1.01	1.13	1.07	1.02
SD	0.089	0.185	0.185	0.061	0.182	0.057	0.127
N	10	10	10	3	10	10	10

GROUP: 18.0:18.0 mg base/kg/day							
921	--	--	--	--	--	--	--
922	--	--	--	--	1.14	1.14	1.26
923	0.85	1.11	1.08	0.98	1.13	1.05	0.95
924	--	--	--	--	--	--	--
925	--	--	--	--	--	--	--
926	--	--	--	--	--	--	--
927	0.98	1.30	0.98	--	1.03	1.14	1.20
928	--	--	--	--	--	--	--
929	1.05	1.17	1.03	--	0.92	1.08	1.07
930	0.95	1.03	1.39	--	0.98	1.19	1.07
931	--	--	--	--	--	--	--
932	--	1.35	1.43	1.15	1.33	1.13	1.41
933	0.98	1.02	1.31	--	0.83	1.10	1.19
934	1.00	1.15	1.27	--	--	--	--
935	0.98	1.19	0.95	1.00	1.23	1.18	1.12
936	--	--	--	--	--	--	--
937	0.84	--	--	--	--	--	--
938	--	--	--	--	--	--	--
939	1.03	0.89	1.24	--	1.24	1.05	1.17
940	1.30	1.29	0.89	1.08	1.29	1.11	1.29
MEAN	1.00	1.15	1.16	1.05	1.11	1.12	1.17
SD	0.127	0.143	0.194	0.078	0.167	0.049	0.130
N	10	10	10	4	10	10	10

(--)-Data Unavailable

THIRTEEN WEEK ORAL TOXICITY STUDY OF WR 238605  
WITH A THIRTEEN WEEK RECOVERY PERIOD IN RATS

IND. ANIMAL CLINICAL CHEMISTRY REPORT BY GROUP  
TEST: Total Bile Acids

STUDY ID: 098  
ABBR: TBA

SEX: MALE  
UNITS: mg/dL

ANIMAL ID	Week 2	Week 4	Week 8	Week 13	Week 16	Week 21	Week 26
GROUP: 0:0 mg base/kg/day							
801	43.8	52.4	32.8	70.9	83.6	45.4	29.9
802	30.1	54.2	54.8	66.6	64.8	49.1	27.0
803	--	--	--	--	--	--	--
804	--	--	--	--	--	--	--
805	--	--	--	--	--	--	--
806	53.1	114.3	25.1	32.4	43.3	27.5	51.4
807	97.3	78.2	62.0	35.4	79.7	49.3	51.2
808	--	--	--	--	--	--	--
809	45.7	43.0	43.7	34.9	31.6	32.7	39.8
810	35.9	64.7	18.6	37.3	28.3	50.0	37.0
811	20.9	30.8	16.3	37.9	21.5	26.7	30.3
812	--	--	--	31.7	--	--	--
813	--	--	--	--	--	--	--
814	34.7	27.4	27.7	46.6	29.6	143.7	66.3
815	130.5	35.7	20.6	22.5	39.0	27.9	29.4
816	54.7	51.2	58.4	59.3	66.8	128.6	80.7
817	--	--	--	--	--	--	--
818	--	--	--	--	--	--	--
819	--	--	--	--	--	--	--
820	--	--	--	--	--	--	--
MEAN	54.7	55.2	36.0	43.2	48.8	58.1	44.3
SD	33.77	25.89	17.37	15.67	22.86	42.38	17.97
N	10	10	10	11	10	10	10

GROUP: 0.5:0.5 mg base/kg/day							
841	--	--	--	--	--	--	--
842	--	--	--	--	--	--	--
843	--	--	--	--	--	--	--
844	71.9	29.4	24.9	22.9	13.4	37.1	23.5
845	--	--	--	--	--	--	--
846	34.9	40.8	34.9	47.1	51.8	25.1	38.9
847	--	--	--	--	--	--	--
848	96.5	23.2	83.9	34.0	35.1	26.8	18.6
849	--	--	--	--	--	--	--
850	88.0	40.0	57.0	31.9	52.8	54.2	66.7
851	39.4	34.1	48.6	20.2	62.1	48.0	37.5
852	100.7	116.2	28.9	62.8	91.4	152.3	85.4
853	97.2	47.4	38.2	64.0	59.1	50.5	61.0
854	--	--	--	--	--	--	--
855	--	--	--	--	--	--	--
856	--	--	--	--	--	--	--
857	--	--	--	--	--	--	--
858	26.9	39.8	23.7	19.4	53.6	37.7	58.5
859	27.6	36.0	23.5	61.5	16.1	17.9	23.8
860	44.6	55.5	31.6	115.4	121.4	73.1	96.9
MEAN	62.8	46.2	39.5	47.9	55.7	52.3	51.1
SD	31.02	26.16	19.08	29.58	32.41	38.69	27.01
N	10	10	10	10	10	10	10

(--)-Data Unavailable

THIRTEEN WEEK ORAL TOXICITY STUDY OF WR 238605  
WITH A THIRTEEN WEEK RECOVERY PERIOD IN RATS

IND. ANIMAL CLINICAL CHEMISTRY REPORT BY GROUP  
TEST: Total Bile Acids

STUDY ID: 098  
ABBR: TBA

SEX: MALE  
UNITS: mg/dL

ANIMAL IO	Week 2	Week 4	Week 8	Week 13	Week 16	Week 21	Week 26
GROUP: 6.0:6.0 mg base/kg/day							
881	--	--	--	--	--	--	--
882	--	--	--	--	--	--	--
883	--	--	--	--	--	--	--
884	75.9	45.6	30.3	111.5	67.4	19.7	37.7
885	--	--	--	--	--	--	--
886	--	--	--	--	--	--	--
887	75.1	130.7	89.8	100.3	113.0	27.6	55.4
888	--	--	--	--	--	--	--
889	47.4	33.8	76.5	64.4	64.6	52.2	41.1
890	39.6	35.5	27.6	65.1	71.6	52.4	45.9
891	--	--	--	--	--	--	--
892	--	--	--	--	--	--	--
893	95.4	123.1	18.3	47.4	27.4	25.5	38.7
894	--	--	--	--	--	--	--
895	62.9	31.4	52.5	66.2	163.0	42.7	29.6
896	79.4	50.4	28.8	27.1	28.3	23.2	23.4
897	101.8	52.5	54.8	32.3	65.7	54.8	18.8
898	--	--	--	--	--	--	--
899	42.2	26.4	33.9	81.8	42.9	50.8	56.7
900	43.2	28.5	21.6	72.3	135.5	74.3	74.7
MEAN	66.3	55.8	43.4	66.8	77.9	42.3	42.2
SD	22.72	38.56	24.25	26.93	45.34	17.72	16.83
N	10	10	10	10	10	10	10

GROUP: 18.0:18.0 mg base/kg/day							
921	--	--	--	--	--	--	--
922	--	--	--	66.6	59.5	70.9	49.2
923	44.6	44.6	19.2	32.1	18.0	19.4	21.7
924	--	--	--	--	--	--	--
925	--	--	--	--	--	--	--
926	--	--	--	--	--	--	--
927	51.3	29.5	24.8	26.1	41.3	34.8	16.6
928	--	--	--	--	--	--	--
929	54.6	69.4	10.9	60.4	30.4	60.5	40.9
930	48.0	21.5	24.8	66.2	14.3	22.1	20.3
931	--	--	--	--	--	--	--
932	--	95.6	30.2	57.8	68.8	41.7	34.7
933	18.4	50.4	28.8	64.3	59.9	93.9	101.4
934	24.4	45.6	56.4	--	--	--	--
935	86.8	25.4	31.9	48.9	38.6	59.4	82.1
936	--	--	--	--	--	--	--
937	31.6	--	--	--	--	--	--
938	--	--	--	--	--	--	--
939	21.4	42.3	38.0	49.4	19.2	46.3	15.3
940	20.7	31.6	27.2	34.5	27.6	88.1	34.6
MEAN	40.2	45.6	29.2	50.6	37.8	53.7	41.7
SD	21.38	22.47	12.03	15.06	19.39	25.61	28.94
N	10	10	10	10	10	10	10

(--)-Data Unavailable

THIRTEEN WEEK ORAL TOXICITY STUDY OF WR 238605  
WITH A THIRTEEN WEEK RECOVERY PERIOD IN RATS

**IND. ANIMAL CLINICAL CHEMISTRY REPORT BY GROUP**  
**TEST: Alkaline Phosphatase**

STUDY ID: 098  
ABBR: ALKP

SEX: MALE  
UNITS: U/L

ANIMAL ID	Week 2	Week 4	Week 8	Week 13	Week 16	Week 21	Week 26
GROUP: 0:0 mg base/kg/day							
801	364	265	181	142	161	96	124
802	293	200	190	144	171	158	164
803	--	--	--	--	--	--	--
804	--	--	--	--	--	--	--
805	--	--	--	--	--	--	--
806	309	310	136	118	126	106	102
807	268	246	178	122	148	119	126
808	--	--	--	--	--	--	--
809	217	182	122	95	98	88	99
810	330	318	172	135	157	144	150
811	253	218	138	129	119	92	109
812	--	--	--	120	--	--	--
813	--	--	--	--	--	--	--
814	267	167	136	87	85	93	90
815	189	141	98	73	81	72	72
816	320	256	170	131	128	129	106
817	--	--	--	--	--	--	--
818	--	--	--	--	--	--	--
819	--	--	--	--	--	--	--
820	--	--	--	--	--	--	--
MEAN	281	230	152	118	127	110	114
SD	53.2	59.2	30.2	23.2	32.0	27.2	27.6
N	10	10	10	11	10	10	10

GROUP: 0.5:0.5 mg base/kg/day							
841	--	--	--	--	--	--	--
842	--	--	--	--	--	--	--
843	--	--	--	--	--	--	--
844	297	221	139	113	110	104	101
845	--	--	--	--	--	--	--
846	331	227	178	130	142	122	134
847	--	--	--	--	--	--	--
848	258	170	131	81	85	72	82
849	--	--	--	--	--	--	--
850	313	239	163	156	135	132	116
851	228	180	150	106	126	127	121
852	212	172	98	77	85	88	89
853	260	209	176	142	161	138	152
854	--	--	--	--	--	--	--
855	--	--	--	--	--	--	--
856	--	--	--	--	--	--	--
857	--	--	--	--	--	--	--
858	225	192	115	69	88	79	66
859	253	213	149	124	87	98	102
860	276	203	203	195	185	208	228
MEAN	265	203	150	119	120	117	119
SD	39.2	23.6	31.4	39.1	35.5	39.3	45.8
N	10	10	10	10	10	10	10

(--)-Data Unavailable

THIRTEEN WEEK ORAL TOXICITY STUDY OF WR 238605  
WITH A THIRTEEN WEEK RECOVERY PERIOD IN RATS

IND. ANIMAL CLINICAL CHEMISTRY REPORT BY GROUP  
TEST: Alkaline Phosphatase

STUDY ID: 098  
ABBR: ALKP

SEX: MALE  
UNITS: U/L

ANIMAL ID	Week 2	Week 4	Week 8	Week 13	Week 16	Week 21	Week 26
GROUP: 6.0:6.0 mg base/kg/day							
881	--	--	--	--	--	--	--
882	--	--	--	--	--	--	--
883	--	--	--	--	--	--	--
884	237	163	135	130	111	100	96
885	--	--	--	--	--	--	--
886	--	--	--	--	--	--	--
887	283	219	161	128	123	122	105
888	--	--	--	--	--	--	--
889	315	211	150	130	129	150	135
890	239	210	136	110	104	125	97
891	--	--	--	--	--	--	--
892	--	--	--	--	--	--	--
893	240	150	89	91	122	127	151
894	--	--	--	--	--	--	--
895	301	186	162	135	177	203	172
896	275	166	111	109	135	111	128
897	230	175	136	91	104	89	39
898	--	--	--	--	--	--	--
899	193	134	119	105	132	146	159
900	248	169	135	129	144	112	99
MEAN	256	178	133	116	128	129	118
SD	36.8	28.0	22.5	16.7	21.7	32.2	39.1
N	10	10	10	10	10	10	10

GROUP: 18.0:18.0 mg base/kg/day							
921	--	--	--	--	--	--	--
922	--	--	--	149	158	175	203
923	219	129	148	135	117	129	126
924	--	--	--	--	--	--	--
925	--	--	--	--	--	--	--
926	--	--	--	--	--	--	--
927	254	146	121	98	100	91	75
928	--	--	--	--	--	--	--
929	216	199	147	119	121	102	126
930	208	129	124	123	101	110	107
931	--	--	--	--	--	--	--
932	--	182	170	126	114	110	105
933	199	170	125	109	83	81	85
934	243	153	171	--	--	--	--
935	237	162	114	103	110	115	115
936	--	--	--	--	--	--	--
937	224	--	--	--	--	--	--
938	--	--	--	--	--	--	--
939	143	123	103	91	73	72	79
940	253	215	172	141	112	151	133
MEAN	220	161	140	119	109	114	115
SD	32.7	31.0	25.6	19.1	23.0	31.4	36.9
N	10	10	10	10	10	10	10

(--)-Data Unavailable

DRAFT

THIRTEEN WEEK ORAL TOXICITY STUDY OF WR 238605  
WITH A THIRTEEN WEEK RECOVERY PERIOD IN RATS

IND. ANIMAL CLINICAL CHEMISTRY REPORT BY GROUP  
TEST: Lactate Dehydrogenase

STUDY ID: 098  
ABBR: LOH

SEX: MALE  
UNITS: U/L

ANIMAL ID	Week 2	Week 4	Week 8	Week 13	Week 16	Week 21	Week 26
GROUP: 0:0 mg base/kg/day							
801	99	73	124	298	408	319	175
802	63	182	55	411	128	325	165
803	--	--	--	--	--	--	--
804	--	--	--	--	--	--	--
805	--	--	--	--	--	--	--
806	159	206	54	70	196	261	54
807	66	404	74	384	74	663	152
808	--	--	--	--	--	--	--
809	48	220	241	906	56	57	244
810	959 <sup>a</sup>	56	708	552	342	370	229
811	73	294	45	101	169	125	46
812	--	--	--	71	--	--	--
813	--	--	--	--	--	--	--
814	95	214	61	126	75	246	65
815	63	159	43	63	50	51	126
816	45	63	36	243	48	273	44
817	--	--	--	--	--	--	--
818	--	--	--	--	--	--	--
819	--	--	--	--	--	--	--
820	--	--	--	--	--	--	--
MEAN	79	187	144	293	155	269	130
SD	35.2	109.1	207.5	261.6	127.7	177.9	75.3
N	9	10	10	11	10	10	10

GROUP: 0.5:0.5 mg base/kg/day							
841	--	--	--	--	--	--	--
842	--	--	--	--	--	--	--
843	--	--	--	--	--	--	--
844	62	348	144	101	72	145	378
845	--	--	--	--	--	--	--
846	230	66	53	683	277	496	1026
847	--	--	--	--	--	--	--
848	91	48	66	123	304	794	118
849	--	--	--	--	--	--	--
850	117	109	48	68	149	224	112
851	62	121	80	51	69	47	37
852	81	57	93	120	57	127	101
853	372	227	762	150	188	79	580
854	--	--	--	--	--	--	--
855	--	--	--	--	--	--	--
856	--	--	--	--	--	--	--
857	--	--	--	--	--	--	--
858	42	226	56	69	116	114	172
859	181	29	445	375	79	422	214
860	40	258	186	508	146	85	180
MEAN	128	149	193	225	146	253	292
SD	105.6	108.4	232.9	219.6	87.3	242.4	303.0
N	10	10	10	10	10	10	10

(--)-Data Unavailable

<sup>a</sup> -Void

THIRTEEN WEEK ORAL TOXICITY STUDY OF WR 238605  
WITH A THIRTEEN WEEK RECOVERY PERIOD IN RATS

IND. ANIMAL CLINICAL CHEMISTRY REPORT BY GROUP  
TEST: Lactate Dehydrogenase

STUDY ID: 098  
ABBR: LDH

SEX: MALE  
UNITS: U/L

ANIMAL ID    Week 2    Week 4    Week 8    Week 13    Week 16    Week 21    Week 26

GROUP: 6.0:6.0 mg base/kg/day

881	--	--	--	--	--	--	--
882	--	--	--	--	--	--	--
883	--	--	--	--	--	--	--
884	54	187	117	179	235	137	475
885	--	--	--	--	--	--	--
886	--	--	--	--	--	--	--
887	129	89	153	457	124	509	53
888	--	--	--	--	--	--	--
889	49	128	167	166	41	286	52
890	49	103	162	253	503	218	182
891	--	--	--	--	--	--	--
892	--	--	--	--	--	--	--
893	296	66	120	86	485	75	207
894	--	--	--	--	--	--	--
895	83	171	192	275	547	374	49
896	430	133	134	267	68	67	110
897	168	140	231	128	65	585	46
898	--	--	--	--	--	--	--
899	210	89	92	417	91	270	259
900	67	117	248	554	167	453	547
MEAN	154	122	162	278	233	297	198
SD	126.9	37.7	50.1	152.8	201.0	180.4	182.0
N	10	10	10	10	10	10	10

GROUP: 18.0:18.0 mg base/kg/day

921	--	--	--	--	--	--	--
922	--	--	--	211	290	286	87
923	534	428	275	469	142	58	58
924	--	--	--	--	--	--	--
925	--	--	--	--	--	--	--
926	--	--	--	--	--	--	--
927	291	187	206	181	67	133	51
928	--	--	--	--	--	--	--
929	722	483	197	288	77	437	124
930	498	206	240	268	100	77	62
931	--	--	--	--	--	--	--
932	--	390	253	376	64	72	222
933	454	273	286	313	69	112	46
934	251	248	218	--	--	--	--
935	425	354	238	206	78	133	79
936	--	--	--	--	--	--	--
937	380	--	--	--	--	--	--
938	--	--	--	--	--	--	--
939	357	193	248	429	52	49	38
940	388	197	233	230	58	51	78
MEAN	430	296	239	297	100	141	85
SD	134.3	109.5	28.1	98.9	71.7	125.6	54.3
N	10	10	10	10	10	10	10

(--)-Data Unavailable

DRAFT

THIRTEEN WEEK ORAL TOXICITY STUDY OF WR 238605  
WITH A THIRTEEN WEEK RECOVERY PERIOD IN RATS

IND. ANIMAL CLINICAL CHEMISTRY REPORT BY GROUP  
TEST: Creatine Kinase

STUDY ID: 098  
ABBR: CK

SEX: MALE  
UNITS: U/L

ANIMAL ID	Week 2	Week 4	Week 8	Week 13	Week 16	Week 21	Week 26
GROUP: 0:0 mg base/kg/day							
801	140	121	76	115	2565	159	107
802	80	141	32	500	132	285	145
803	--	--	--	--	--	--	--
804	--	--	--	--	--	--	--
805	--	--	--	--	--	--	--
806	130	886	65	90	401	149	101
807	95	243	68	165	210	407	110
808	--	--	--	--	--	--	--
809	92	109	93	447	66	75	122
810	899	75	276	524	33	508	285
811	212	890	75	364	533	238	88
812	--	--	--	93	--	--	--
813	--	--	--	--	--	--	--
814	76	243	45	240	217	184	56
815	75	196	67	105	65	88	335
816	102	136	73	296	59	471	78
817	--	--	--	--	--	--	--
818	--	--	--	--	--	--	--
819	--	--	--	--	--	--	--
820	--	--	--	--	--	--	--
MEAN	190	304	87	267	428	256	143
SD	252.5	312.7	68.5	168.8	768.3	156.6	92.2
N	10	10	10	11	10	10	10

GROUP: 0.5:0.5 mg base/kg/day							
841	--	--	--	--	--	--	--
842	--	--	--	--	--	--	--
843	--	--	--	--	--	--	--
844	108	233	78	98	97	460	242
845	--	--	--	--	--	--	--
846	123	140	48	4380	168	1092	724
847	--	--	--	--	--	--	--
848	148	106	79	62	214	457	243
849	--	--	--	--	--	--	--
850	165	92	59	52	116	429	166
851	130	113	84	83	97	53	66
852	83	80	72	42	65	111	91
853	434	489	334	407	152	61	309
854	--	--	--	--	--	--	--
855	--	--	--	--	--	--	--
856	--	--	--	--	--	--	--
857	--	--	--	--	--	--	--
858	88	131	62	71	139	96	261
859	139	59	184	103	103	208	230
860	61	2216	96	1785	111	78	127
MEAN	148	366	110	708	126	305	246
SD	105.5	662.0	87.4	1396.8	43.0	324.4	185.6
N	10	10	10	10	10	10	10

(--)-Data Unavailable

THIRTEEN WEEK ORAL TOXICITY STUDY OF WR 238605  
WITH A THIRTEEN WEEK RECOVERY PERIOD IN RATS

IND. ANIMAL CLINICAL CHEMISTRY REPORT BY GROUP  
TEST: Creatine Kinase

STUDY ID: 098  
ABBR: CK

SEX: MALE  
UNITS: U/L

ANIMAL ID    Week 2    Week 4    Week 8    Week 13    Week 16    Week 21    Week 26

GROUP: 6.0:6.0 mg base/kg/day

881	--	--	--	--	--	--	--
882	--	--	--	--	--	--	--
883	--	--	--	--	--	--	--
884	94	573	91	79	1013	288	818
885	--	--	--	--	--	--	--
886	--	--	--	--	--	--	--
887	104	95	78	176	2850	383	87
888	--	--	--	--	--	--	--
889	191	127	383	56	95	541	59
890	94	92	115	70	692	219	311
891	--	--	--	--	--	--	--
892	--	--	--	--	--	--	--
893	470	64	95	115	2286	179	122
894	--	--	--	--	--	--	--
895	241	126	122	169	605	851	46
896	2840 <sup>a</sup>	61	89	88	59	70	314
897	638	78	120	74	48	356	409
898	--	--	--	--	--	--	--
899	753	204	74	129	88	250	494
900	123	79	92	243	319	263	436
MEAN	301	150	126	120	806	340	310
SD	254.5	154.5	91.9	59.8	991.9	219.6	243.9
N	9	10	10	10	10	10	10

GROUP: 18.0:18.0 mg base/kg/day

921	--	--	--	--	--	--	--
922	--	--	--	61	319	107	360
923	328	311	107	140	103	80	126
924	--	--	--	--	--	--	--
925	--	--	--	--	--	--	--
926	--	--	--	--	--	--	--
927	402	107	164	122	70	212	72
928	--	--	--	--	--	--	--
929	1241	428	98	40	69	206	88
930	197	207	71	132	85	241	82
931	--	--	--	--	--	--	--
932	--	482	71	130	71	55	492
933	179	142	154	72	100	86	101
934	267	124	123	--	--	--	--
935	147	381	92	101	165	117	62
936	--	--	--	--	--	--	--
937	189	--	--	--	--	--	--
938	--	--	--	--	--	--	--
939	185	80	99	415	81	214	98
940	129	219	104	79	56	61	116
MEAN	326	248	108	129	112	138	160
SD	332.4	143.8	31.0	106.0	78.9	72.1	145.0
N	10	10	10	10	10	10	10

(--)-Data Unavailable

<sup>a</sup> -Void

THIRTEEN WEEK ORAL TOXICITY STUDY OF WR 238605  
WITH A THIRTEEN WEEK RECOVERY PERIOD IN RATS

IND. ANIMAL CLINICAL CHEMISTRY REPORT BY GROUP  
TEST: Blood Urea Nitrogen

STUDY ID: 098  
ABBR: BUN

SEX: MALE  
UNITS: mg/dL

ANIMAL ID    Week 2    Week 4    Week 8    Week 13    Week 16    Week 21    Week 26

GROUP: 0:0 mg base/kg/day

801	18.1	12.8	14.9	15.9	14.6	15.8	11.6
802	14.9	16.0	18.6	15.6	12.4	12.2	19.7
803	--	--	--	--	--	--	--
804	--	--	--	--	--	--	--
805	--	--	--	--	--	--	--
806	16.3	15.0	11.9	16.0	14.8	13.7	12.4
807	17.8	12.6	15.9	13.2	14.4	17.2	11.0
808	--	--	--	--	--	--	--
809	17.8	18.5	18.9	12.7	10.8	14.4	11.4
810	20.5	14.2	13.2	14.5	15.1	15.1	17.6
811	14.2	16.4	10.9	16.0	9.0	10.7	13.4
812	--	--	--	16.5	--	--	--
813	--	--	--	--	--	--	--
814	14.0	13.3	15.7	17.6	12.8	14.2	16.7
815	18.8	12.6	12.8	15.0	16.4	13.6	10.2
816	15.6	15.1	13.8	15.7	13.5	16.1	17.1
817	--	--	--	--	--	--	--
818	--	--	--	--	--	--	--
819	--	--	--	--	--	--	--
820	--	--	--	--	--	--	--
MEAN	16.8	14.7	14.7	15.3	13.4	14.3	14.1
SD	2.14	1.94	2.67	1.42	2.21	1.91	3.35
N	10	10	10	11	10	10	10

GROUP: 0.5:0.5 mg base/kg/day

841	--	--	--	--	--	--	--
842	--	--	--	--	--	--	--
843	--	--	--	--	--	--	--
844	19.0	16.3	15.2	12.9	12.2	12.2	16.4
845	--	--	--	--	--	--	--
846	12.5	11.4	12.7	13.3	14.3	15.9	17.6
847	--	--	--	--	--	--	--
848	13.3	11.9	14.7	12.2	11.8	12.8	14.1
849	--	--	--	--	--	--	--
850	20.0	16.4	14.5	17.1	15.7	15.1	12.7
851	16.6	12.0	12.7	12.5	11.9	12.1	8.1
852	12.9	14.5	16.1	13.3	13.2	14.3	14.0
853	17.7	14.5	13.6	15.4	12.2	14.7	13.3
854	--	--	--	--	--	--	--
855	--	--	--	--	--	--	--
856	--	--	--	--	--	--	--
857	--	--	--	--	--	--	--
858	15.3	17.8	14.6	15.3	16.3	18.3	19.2
859	16.3	13.2	13.9	15.5	13.1	14.3	17.6
860	14.5	13.0	16.1	15.3	15.0	16.2	12.7
MEAN	15.8	14.1	14.4	14.3	13.6	14.6	14.6
SD	2.58	2.18	1.21	1.64	1.65	1.93	3.23
N	10	10	10	10	10	10	10

(--)-Data Unavailable

THIRTEEN WEEK ORAL TOXICITY STUDY OF WR 238605  
WITH A THIRTEEN WEEK RECOVERY PERIOD IN RATS

IND. ANIMAL CLINICAL CHEMISTRY REPORT BY GROUP  
TEST: Blood Urea Nitrogen

STUDY ID: 098  
ABBR: BUN

SEX: MALE  
UNITS: mg/dL

ANIMAL ID	Week 2	Week 4	Week 8	Week 13	Week 16	Week 21	Week 26
GROUP: 6.0:6.0 mg base/kg/day							
881	--	--	--	--	--	--	--
882	--	--	--	--	--	--	--
883	--	--	--	--	--	--	--
884	12.2	13.6	12.7	14.4	10.7	12.6	15.6
885	--	--	--	--	--	--	--
886	--	--	--	--	--	--	--
887	11.5	11.3	15.1	14.8	10.9	12.6	10.2
888	--	--	--	--	--	--	--
889	14.1	11.0	11.6	13.1	11.1	12.3	13.7
890	19.9	14.3	14.5	14.5	14.2	15.5	11.3
891	--	--	--	--	--	--	--
892	--	--	--	--	--	--	--
893	10.3	9.6	11.4	14.9	14.7	13.5	11.1
894	--	--	--	--	--	--	--
895	15.3	11.2	12.3	9.3	12.1	15.3	8.8
896	15.7	11.3	9.9	9.2	11.8	12.7	13.7
897	16.6	11.2	15.3	10.7	10.8	13.6	9.3
898	--	--	--	--	--	--	--
899	18.5	14.1	12.7	15.1	11.4	12.7	10.9
900	15.2	9.8	13.1	13.9	12.1	14.2	16.0
MEAN	14.9	11.7	12.9	13.0	12.0	13.5	12.1
SD	3.03	1.68	1.72	2.35	1.40	1.16	2.54
N	10	10	10	10	10	10	10

GROUP: 18.0:18.0 mg base/kg/day							
921	--	--	--	--	--	--	--
922	--	--	--	11.5	12.1	16.6	16.9
923	12.6	12.9	8.7	8.0	10.6	11.7	8.9
924	--	--	--	--	--	--	--
925	--	--	--	--	--	--	--
926	--	--	--	--	--	--	--
927	14.2	14.5	14.9	12.7	13.0	13.7	12.5
928	--	--	--	--	--	--	--
929	16.5	11.3	7.8	12.5	12.7	14.3	16.7
930	44.3	9.7	11.6	11.6	10.9	10.0	14.3
931	--	--	--	--	--	--	--
932	--	21.3	17.7	14.8	10.5	16.9	19.1
933	17.0	14.7	14.7	14.9	10.9	13.4	11.1
934	19.6	14.1	13.3	--	--	--	--
935	11.4	15.1	11.2	11.2	7.8	9.4	9.6
936	--	--	--	--	--	--	--
937	32.5	--	--	--	--	--	--
938	--	--	--	--	--	--	--
939	17.1	13.1	12.2	12.1	9.5	15.5	11.2
940	32.6	12.7	9.7	9.8	7.7	11.4	14.5
MEAN	21.8	13.9	12.2	11.9	10.6	13.3	13.5
SD	10.88	3.07	3.06	2.08	1.83	2.63	3.39
N	10	10	10	10	10	10	10

(--)-Data Unavailable

THIRTEEN WEEK ORAL TOXICITY STUDY OF WR 238605  
WITH A THIRTEEN WEEK RECOVERY PERIOD IN RATS

IND. ANIMAL CLINICAL CHEMISTRY REPORT BY GROUP  
TEST: Creatinine

STUDY ID: 098  
ABBR: CREA

SEX: MALE  
UNITS: mg/dL

ANIMAL ID	Week 2	Week 4	Week 8	Week 13	Week 16	Week 21	Week 26
GROUP: 0:0 mg base/kg/day							
801	0.60	0.47	0.46	0.59	0.64	0.67	0.50
802	0.44	0.48	0.50	0.47	0.47	0.52	0.52
803	--	--	--	--	--	--	--
804	--	--	--	--	--	--	--
805	--	--	--	--	--	--	--
806	0.44	0.53	0.46	0.53	0.56	0.70	0.53
807	0.53	0.58	0.50	0.51	0.51	0.68	0.56
808	--	--	--	--	--	--	--
809	0.44	0.49	0.56	0.60	0.56	0.64	0.48
810	0.47	0.46	0.46	0.48	0.57	0.66	0.62
811	0.42	0.58	0.48	0.55	0.43	0.50	0.43
812	--	--	--	0.55	--	--	--
813	--	--	--	--	--	--	--
814	0.46	0.56	0.52	0.60	0.46	0.58	0.52
815	0.48	0.49	0.54	0.56	0.58	0.56	0.56
816	0.46	0.46	0.54	0.51	0.54	0.29	0.51
817	--	--	--	--	--	--	--
818	--	--	--	--	--	--	--
819	--	--	--	--	--	--	--
820	--	--	--	--	--	--	--
MEAN	0.47	0.51	0.50	0.54	0.53	0.58	0.52
SD	0.054	0.048	0.037	0.045	0.064	0.123	0.051
N	10	10	10	11	10	10	10

GROUP: 0.5:0.5 mg base/kg/day							
841	--	--	--	--	--	--	--
842	--	--	--	--	--	--	--
843	--	--	--	--	--	--	--
844	0.48	0.65	0.61	0.57	0.56	0.55	0.53
845	--	--	--	--	--	--	--
846	0.41	0.47	0.53	0.62	0.56	0.58	0.61
847	--	--	--	--	--	--	--
848	0.42	0.49	0.55	0.51	0.49	0.51	0.52
849	--	--	--	--	--	--	--
850	0.48	0.46	0.47	0.54	0.52	0.67	0.60
851	0.48	0.48	0.50	0.52	0.49	0.51	0.47
852	0.45	0.50	0.53	0.64	0.53	0.56	0.59
853	0.14	0.54	0.48	0.56	0.53	0.54	0.50
854	--	--	--	--	--	--	--
855	--	--	--	--	--	--	--
856	--	--	--	--	--	--	--
857	--	--	--	--	--	--	--
858	0.43	0.50	0.49	0.52	0.59	0.64	0.62
859	0.44	0.43	0.52	0.62	0.49	0.55	0.65
860	0.39	0.56	0.43	0.57	0.52	0.52	0.50
MEAN	0.41	0.51	0.51	0.57	0.53	0.56	0.56
SD	0.101	0.062	0.049	0.046	0.034	0.054	0.062
N	10	10	10	10	10	10	10

(--)-Data Unavailable

THIRTEEN WEEK ORAL TOXICITY STUDY OF WR 238605  
WITH A THIRTEEN WEEK RECOVERY PERIOD IN RATS

IND. ANIMAL CLINICAL CHEMISTRY REPORT BY GROUP  
TEST: Creatinine

STUDY ID: 098  
ABBR: CREA

SEX: MALE  
UNITS: mg/dL

ANIMAL ID	Week 2	Week 4	Week 8	Week 13	Week 16	Week 21	Week 26
GROUP: 6.0:6.0 mg base/kg/day							
881	--	--	--	--	--	--	--
882	--	--	--	--	--	--	--
883	--	--	--	--	--	--	--
884	0.36	0.51	0.44	0.66	0.49	0.47	0.51
885	--	--	--	--	--	--	--
886	--	--	--	--	--	--	--
887	0.47	0.54	0.67	0.72	0.64	0.52	0.51
888	--	--	--	--	--	--	--
889	0.41	0.54	0.60	0.59	0.59	0.53	0.55
890	0.46	0.45	0.54	0.53	0.53	0.49	0.44
891	--	--	--	--	--	--	--
892	--	--	--	--	--	--	--
893	0.49	0.51	0.50	0.59	0.41	0.53	0.51
894	--	--	--	--	--	--	--
895	0.40	0.50	0.56	0.51	0.59	0.53	0.45
896	0.56	0.47	0.53	0.54	0.51	0.51	0.58
897	0.60	0.48	0.54	0.51	0.45	0.59	0.36
898	--	--	--	--	--	--	--
899	0.52	0.50	0.54	0.62	0.50	0.53	0.59
900	0.54	0.51	0.58	0.64	0.72	0.49	0.35
MEAN	0.48	0.50	0.55	0.59	0.54	0.52	0.49
SD	0.076	0.028	0.061	0.070	0.093	0.033	0.084
N	10	10	10	10	10	10	10

GROUP: 18.0:18.0 mg base/kg/day							
921	--	--	--	--	--	--	--
922	--	--	--	0.54	0.48	0.61	0.49
923	0.52	0.46	0.46	0.53	0.50	0.50	0.49
924	--	--	--	--	--	--	--
925	--	--	--	--	--	--	--
926	--	--	--	--	--	--	--
927	0.46	0.52	0.56	0.50	0.58	0.54	0.53
928	--	--	--	--	--	--	--
929	0.63	0.39	0.47	0.54	0.50	0.61	0.46
930	1.03	0.44	0.54	0.64	0.51	0.49	0.48
931	--	--	--	--	--	--	--
932	--	0.60	0.58	0.58	0.50	0.50	0.44
933	0.46	0.51	0.55	0.61	0.51	0.53	0.48
934	0.49	0.56	0.59	--	--	--	--
935	0.43	0.76	0.55	0.52	0.53	0.54	0.54
936	--	--	--	--	--	--	--
937	0.50	--	--	--	--	--	--
938	--	--	--	--	--	--	--
939	0.56	0.47	0.60	0.62	0.49	0.52	0.47
940	1.13	0.47	0.42	0.43	0.46	0.48	0.41
MEAN	0.62	0.52	0.53	0.55	0.51	0.53	0.48
SD	0.250	0.104	0.061	0.063	0.032	0.046	0.038
N	10	10	10	10	10	10	10

(--)-Data Unavailable

THIRTEEN WEEK ORAL TOXICITY STUDY OF WR 238605  
WITH A THIRTEEN WEEK RECOVERY PERIOD IN RATS

IND. ANIMAL CLINICAL CHEMISTRY REPORT BY GROUP  
TEST: Sodium

STUDY ID: 098  
ABBR: NA

SEX: MALE  
UNITS: mmol/L

ANIMAL ID	Week 2	Week 4	Week 8	Week 13	Week 16	Week 21	Week 26
GROUP: 0:0 mg base/kg/day							
801	152	146	146	147	148	144	144
802	145	146	145	144	143	142	145
803	--	--	--	--	--	--	--
804	--	--	--	--	--	--	--
805	--	--	--	--	--	--	--
806	143	145	146	145	146	144	146
807	145	145	150	144	143	149	146
808	--	--	--	--	--	--	--
809	145	145	146	145	148	147	144
810	142	145	144	144	145	141	146
811	144	143	147	145	143	145	146
812	--	--	--	148	--	--	--
813	--	--	--	--	--	--	--
814	148	148	146	144	146	144	145
815	147	146	149	146	147	147	149
816	145	145	146	149	146	147	148
817	--	--	--	--	--	--	--
818	--	--	--	--	--	--	--
819	--	--	--	--	--	--	--
820	--	--	--	--	--	--	--
MEAN	146	145	147	146	146	145	146
SD	2.8	1.3	1.8	1.8	2.0	2.5	1.6
N	10	10	10	11	10	10	10
GROUP: 0.5:0.5 mg base/kg/day							
841	--	--	--	--	--	--	--
842	--	--	--	--	--	--	--
843	--	--	--	--	--	--	--
844	147	147	148	143	145	142	144
845	--	--	--	--	--	--	--
846	143	146	148	148	141	145	145
847	--	--	--	--	--	--	--
848	145	147	145	145	147	142	145
849	--	--	--	--	--	--	--
850	147	144	146	145	143	146	149
851	144	145	146	144	143	143	146
852	146	144	145	147	146	146	148
853	146	146	143	148	145	145	143
854	--	--	--	--	--	--	--
855	--	--	--	--	--	--	--
856	--	--	--	--	--	--	--
857	--	--	--	--	--	--	--
858	144	143	146	145	144	145	145
859	144	145	146	148	145	142	148
860	146	148	143	144	144	144	143
MEAN	145	146	146	146	144	144	146
SD	1.4	1.6	1.7	1.9	1.7	1.6	2.1
N	10	10	10	10	10	10	10

(--)-Data Unavailable

DRAFT

THIRTEEN WEEK ORAL TOXICITY STUDY OF WR 238605  
WITH A THIRTEEN WEEK RECOVERY PERIOD IN RATS

IND. ANIMAL CLINICAL CHEMISTRY REPORT BY GROUP  
TEST: Sodium

STUDY ID: 098  
ABBR: NA

SEX: MALE  
UNITS: mmol/L

ANIMAL ID    Week 2    Week 4    Week 8    Week 13    Week 16    Week 21    Week 26

GROUP: 6.0:6.0 mg base/kg/day

881	--	--	--	--	--	--	--
882	--	--	--	--	--	--	--
883	--	--	--	--	--	--	--
884	148	149	145	148	147	143	146
885	--	--	--	--	--	--	--
886	--	--	--	--	--	--	--
887	144	145	145	150	149	144	148
888	--	--	--	--	--	--	--
889	145	143	148	147	146	145	149
890	145	145	147	145	146	144	143
891	--	--	--	--	--	--	--
892	--	--	--	--	--	--	--
893	146	145	147	146	146	143	143
894	--	--	--	--	--	--	--
895	147	148	148	146	143	145	146
896	146	147	146	146	146	144	148
897	147	145	146	146	145	147	149
898	--	--	--	--	--	--	--
899	145	148	148	146	145	147	149
900	146	145	147	148	146	145	145
MEAN	146	146	147	147	146	145	147
SD	1.2	1.9	1.2	1.5	1.5	1.4	2.4
N	10	10	10	10	10	10	10

GROUP: 18.0:18.0 mg base/kg/day

921	--	--	--	--	--	--	--
922	--	--	--	147	145	144	145
923	144	143	146	142	145	145	147
924	--	--	--	--	--	--	--
925	--	--	--	--	--	--	--
926	--	--	--	--	--	--	--
927	145	147	146	145	148	147	145
928	--	--	--	--	--	--	--
929	144	146	146	148	145	145	146
930	145	146	148	145	144	146	147
931	--	--	--	--	--	--	--
932	--	144	146	147	146	145	142
933	146	144	148	148	147	145	148
934	144	146	146	--	--	--	--
935	144	150	144	146	145	144	144
936	--	--	--	--	--	--	--
937	148	--	--	--	--	--	--
938	--	--	--	--	--	--	--
939	144	144	148	146	145	146	148
940	146	145	146	147	145	146	142
MEAN	145	146	146	146	146	145	145
SD	1.3	2.0	1.3	1.8	1.2	0.9	2.2
N	10	10	10	10	10	10	10

(--)-Data Unavailable

THIRTEEN WEEK ORAL TOXICITY STUDY OF WR 238605  
WITH A THIRTEEN WEEK RECOVERY PERIOD IN RATS

DRAFT

IND. ANIMAL CLINICAL CHEMISTRY REPORT BY GROUP  
TEST: Potassium

STUDY ID: 098  
ABBR: K

SEX: MALE  
UNITS: mmol/L

ANIMAL ID	Week 2	Week 4	Week 8	Week 13	Week 16	Week 21	Week 26
GROUP: 0:0 mg base/kg/day							
801	6.66	5.40	5.75	5.74	5.80	5.17	5.31
802	6.02	5.59	5.54	6.51	6.26	6.13	5.73
803	--	--	--	--	--	--	--
804	--	--	--	--	--	--	--
805	--	--	--	--	--	--	--
806	5.90	6.77	5.82	5.39	6.15	5.77	5.26
807	5.67	6.33	6.06	5.96	6.09	6.30	6.17
808	--	--	--	--	--	--	--
809	5.64	6.11	6.69	5.86	6.53	6.07	5.78
810	5.90	5.37	5.98	6.72	4.48	6.81	6.45
811	5.87	5.72	5.80	6.00	6.45	5.78	6.15
812	--	--	--	6.58	--	--	--
813	--	--	--	--	--	--	--
814	6.70	6.97	5.76	6.43	5.38	5.44	5.68
815	4.62	5.78	5.86	5.31	5.43	5.57	6.28
816	5.76	5.04	5.98	6.16	6.07	6.04	6.02
817	--	--	--	--	--	--	--
818	--	--	--	--	--	--	--
819	--	--	--	--	--	--	--
820	--	--	--	--	--	--	--
MEAN	5.87	5.91	5.92	6.06	5.86	5.91	5.88
SD	0.578	0.627	0.307	0.471	0.620	0.468	0.400
N	10	10	10	11	10	10	10

GROUP: 0.5:0.5 mg base/kg/day							
841	--	--	--	--	--	--	--
842	--	--	--	--	--	--	--
843	--	--	--	--	--	--	--
844	6.19	5.76	5.75	5.48	5.20	5.44	5.95
845	--	--	--	--	--	--	--
846	5.93	5.58	5.49	6.02	6.67	6.91	6.54
847	--	--	--	--	--	--	--
848	5.74	6.09	5.67	5.90	6.24	5.97	5.64
849	--	--	--	--	--	--	--
850	6.37	4.93	6.04	6.03	5.49	6.38	6.60
851	6.20	6.17	5.98	5.37	5.54	5.32	5.30
852	5.80	5.78	5.73	5.86	6.21	6.20	5.83
853	6.96	6.28	6.60	6.17	5.82	5.53	5.66
854	--	--	--	--	--	--	--
855	--	--	--	--	--	--	--
856	--	--	--	--	--	--	--
857	--	--	--	--	--	--	--
858	5.24	5.61	5.46	5.82	6.27	5.68	5.89
859	6.25	5.48	6.74	6.13	5.72	6.18	5.43
860	5.23	6.72	6.18	6.38	5.67	5.64	5.38
MEAN	5.99	5.84	5.96	5.92	5.88	5.93	5.82
SD	0.525	0.498	0.438	0.307	0.449	0.496	0.450
N	10	10	10	10	10	10	10

(--)-Data Unavailable

DRAFT

THIRTEEN WEEK ORAL TOXICITY STUDY OF WR 238605  
WITH A THIRTEEN WEEK RECOVERY PERIOD IN RATS

IND. ANIMAL CLINICAL CHEMISTRY REPORT BY GROUP  
TEST: Potassium

STUDY ID: 098  
ABBR: K

SEX: MALE  
UNITS: mmol/L

ANIMAL ID	Week 2	Week 4	Week 8	Week 13	Week 16	Week 21	Week 26
GROUP: 6.0:6.0 mg base/kg/day							
881	--	--	--	--	--	--	--
882	--	--	--	--	--	--	--
883	--	--	--	--	--	--	--
884	5.87	7.04	5.45	6.82	6.71	5.54	6.54
885	--	--	--	--	--	--	--
886	--	--	--	--	--	--	--
887	6.61	6.05	5.66	6.48	6.80	6.24	5.87
888	--	--	--	--	--	--	--
889	5.00	5.42	5.77	5.36	5.54	6.17	5.79
890	6.13	5.70	5.43	5.24	6.63	5.89	6.27
891	--	--	--	--	--	--	--
892	--	--	--	--	--	--	--
893	6.06	5.62	5.69	5.50	5.46	5.09	6.58
894	--	--	--	--	--	--	--
895	5.73	5.98	5.79	5.88	5.73	5.99	5.42
896	7.03	5.74	5.57	5.50	5.79	6.11	6.22
897	6.40	5.53	5.80	5.38	5.59	5.91	5.97
898	--	--	--	--	--	--	--
899	7.93	6.22	6.44	6.94	6.07	6.56	6.20
900	6.35	6.02	5.84	6.29	6.19	5.90	6.39
MEAN	6.31	5.93	5.74	5.94	6.05	5.94	6.13
SD	0.788	0.465	0.284	0.643	0.510	0.401	0.363
N	10	10	10	10	10	10	10

GROUP: 18.0:18.0 mg base/kg/day							
921	--	--	--	--	--	--	--
922	--	--	--	5.41	6.24	6.35	5.78
923	6.33	6.11	5.78	5.83	5.17	5.14	5.73
924	--	--	--	--	--	--	--
925	--	--	--	--	--	--	--
926	--	--	--	--	--	--	--
927	5.98	5.78	6.55	5.51	5.31	5.99	5.32
928	--	--	--	--	--	--	--
929	5.74	5.64	5.19	5.39	5.24	5.98	4.96
930	6.13	6.25	6.04	5.21	5.61	5.78	5.89
931	--	--	--	--	--	--	--
932	--	6.53	5.76	6.95	5.82	5.87	5.87
933	5.66	5.30	5.59	5.17	5.03	5.11	5.41
934	6.48	6.22	5.90	--	--	--	--
935	6.20	7.54	5.80	5.73	5.49	5.64	5.47
936	--	--	--	--	--	--	--
937	4.76	--	--	--	--	--	--
938	--	--	--	--	--	--	--
939	6.19	5.98	6.10	6.59	5.03	5.15	5.87
940	5.53	5.52	5.79	5.50	5.22	5.64	5.72
MEAN	5.90	6.09	5.85	5.73	5.42	5.67	5.60
SD	0.503	0.632	0.352	0.591	0.384	0.419	0.305
N	10	10	10	10	10	10	10

(--)-Data Unavailable

THIRTEEN WEEK ORAL TOXICITY STUDY OF WR 238605  
WITH A THIRTEEN WEEK RECOVERY PERIOD IN RATS

IND. ANIMAL CLINICAL CHEMISTRY REPORT BY GROUP  
TEST: Chloride

STUDY ID: 098  
ABBR: CL

SEX: MALE  
UNITS: mEq/L

ANIMAL ID	Week 2	Week 4	Week 8	Week 13	Week 16	Week 21	Week 26
GROUP: 0:0 mg base/kg/day							
801	117	117	106	113	124	120	113
802	118	125	125	114	115	122	112
803	--	--	--	--	--	--	--
804	--	--	--	--	--	--	--
805	--	--	--	--	--	--	--
806	114	118	119	120	120	122	107
807	109	118	108	116	124	126	111
808	--	--	--	--	--	--	--
809	107	117	121	114	109	109	114
810	107	111	113	116	107	117	111
811	114	119	108	124	111	123	108
812	--	--	--	116	--	--	--
813	--	--	--	--	--	--	--
814	125	117	118	117	119	115	111
815	112	120	109	116	110	111	108
816	109	120	105	116	109	116	104
817	--	--	--	--	--	--	--
818	--	--	--	--	--	--	--
819	--	--	--	--	--	--	--
820	--	--	--	--	--	--	--
MEAN	113	118	113	117	115	118	110
SD	5.7	3.5	7.1	3.1	6.5	5.5	3.1
N	10	10	10	11	10	10	10

GROUP: 0.5:0.5 mg base/kg/day

841	--	--	--	--	--	--	--
842	--	--	--	--	--	--	--
843	--	--	--	--	--	--	--
844	119	115	117	119	120	126	109
845	--	--	--	--	--	--	--
846	121	118	120	117	119	123	115
847	--	--	--	--	--	--	--
848	115	108	111	117	111	111	106
849	--	--	--	--	--	--	--
850	117	111	113	117	115	120	112
851	107	113	112	116	116	114	105
852	122	116	119	110	107	115	105
853	115	116	116	125	113	119	110
854	--	--	--	--	--	--	--
855	--	--	--	--	--	--	--
856	--	--	--	--	--	--	--
857	--	--	--	--	--	--	--
858	119	107	112	118	118	116	112
859	118	108	113	122	88	119	105
860	121	119	112	122	122	118	104
MEAN	117	113	115	118	113	118	108
SD	4.4	4.4	3.2	4.1	9.8	4.4	3.8
N	10	10	10	10	10	10	10

(--)-Data Unavailable

DRAFT

THIRTEEN WEEK ORAL TOXICITY STUDY OF WR 238605  
WITH A THIRTEEN WEEK RECOVERY PERIOD IN RATS

IND. ANIMAL CLINICAL CHEMISTRY REPORT BY GROUP  
TEST: Chloride

STUDY ID: 098  
ABBR: CL

SEX: MALE  
UNITS: mEq/L

ANIMAL ID	Week 2	Week 4	Week 8	Week 13	Week 16	Week 21	Week 26
GROUP: 6.0:6.0 mg base/kg/day							
881	--	--	--	--	--	--	--
882	--	--	--	--	--	--	--
883	--	--	--	--	--	--	--
884	117	121	112	116	114	119	113
885	--	--	--	--	--	--	--
886	--	--	--	--	--	--	--
887	123	117	114	118	112	118	107
888	--	--	--	--	--	--	--
889	123	114	119	117	116	111	105
890	109	120	112	114	114	117	108
891	--	--	--	--	--	--	--
892	--	--	--	--	--	--	--
893	128	120	112	118	114	123	117
894	--	--	--	--	--	--	--
895	117	111	110	115	124	120	111
896	113	107	113	112	117	114	112
897	111	120	125	114	115	123	128
898	--	--	--	--	--	--	--
899	117	110	110	113	115	112	113
900	113	123	119	120	119	126	115
MEAN	117	116	115	116	116	118	113
SD	6.0	5.5	4.9	2.5	3.4	4.9	6.5
N	10	10	10	10	10	10	10

GROUP: 18.0:18.0 mg base/kg/day							
921	--	--	--	--	--	--	--
922	--	--	--	119	117	122	108
923	113	122	110	121	116	118	109
924	--	--	--	--	--	--	--
925	--	--	--	--	--	--	--
926	--	--	--	--	--	--	--
927	129	112	115	119	114	117	116
928	--	--	--	--	--	--	--
929	119	122	110	117	119	122	111
930	114	116	116	122	119	109	109
931	--	--	--	--	--	--	--
932	--	117	119	114	112	113	107
933	118	118	116	117	123	117	102
934	126	120	114	--	--	--	--
935	123	124	113	115	114	117	118
936	--	--	--	--	--	--	--
937	105	--	--	--	--	--	--
938	--	--	--	--	--	--	--
939	112	122	118	120	114	120	106
940	122	109	117	117	109	112	111
MEAN	118	118	115	118	116	117	110
SD	7.2	4.8	3.1	2.6	4.0	4.3	4.7
N	10	10	10	10	10	10	10

(--)-Data Unavailable

THIRTEEN WEEK ORAL TOXICITY STUDY OF WR 238605  
WITH A THIRTEEN WEEK RECOVERY PERIOD IN RATS

IND. ANIMAL CLINICAL CHEMISTRY REPORT BY GROUP  
TEST: Calcium

STUDY ID: 098  
ABBR: CA

SEX: MALE  
UNITS: mg/dL

ANIMAL ID	Week 2	Week 4	Week 8	Week 13	Week 16	Week 21	Week 26
GROUP: 0:0 mg base/kg/day							
801	12.0	10.9	10.5	9.6	11.8	12.4	10.7
802	12.0	11.4	11.3	10.8	10.7	10.5	11.2
803	--	--	--	--	--	--	--
804	--	--	--	--	--	--	--
805	--	--	--	--	--	--	--
806	11.5	12.0	10.5	10.4	10.8	10.9	10.7
807	11.4	11.3	10.2	10.4	11.5	11.8	10.8
808	--	--	--	--	--	--	--
809	11.5	10.6	10.3	10.6	11.1	11.0	10.5
810	11.2	11.0	10.0	10.3	9.9	10.6	11.8
811	11.1	10.6	10.3	11.0	11.1	11.1	10.8
812	--	--	--	11.2	--	--	--
813	--	--	--	--	--	--	--
814	12.1	11.1	11.5	10.6	11.4	11.7	11.5
815	11.9	11.3	10.5	10.5	11.5	10.9	11.0
816	11.7	10.2	10.3	10.4	11.2	11.7	11.3
817	--	--	--	--	--	--	--
818	--	--	--	--	--	--	--
819	--	--	--	--	--	--	--
820	--	--	--	--	--	--	--
MEAN	11.6	11.0	10.5	10.5	11.1	11.3	11.0
SD	0.35	0.51	0.48	0.41	0.54	0.61	0.41
N	10	10	10	11	10	10	10

GROUP: 0.5:0.5 mg base/kg/day							
841	--	--	--	--	--	--	--
842	--	--	--	--	--	--	--
843	--	--	--	--	--	--	--
844	11.6	10.6	9.8	10.2	10.5	10.3	10.2
845	--	--	--	--	--	--	--
846	11.6	10.6	10.5	10.3	10.5	10.5	10.2
847	--	--	--	--	--	--	--
848	11.5	11.0	11.0	11.2	10.4	10.7	9.8
849	--	--	--	--	--	--	--
850	12.0	10.3	10.3	10.6	10.4	11.1	10.9
851	11.6	10.6	11.1	10.4	11.1	11.2	10.7
852	12.5	11.2	11.6	10.4	11.4	11.5	10.0
853	9.5	10.6	10.0	11.0	10.9	11.0	10.5
854	--	--	--	--	--	--	--
855	--	--	--	--	--	--	--
856	--	--	--	--	--	--	--
857	--	--	--	--	--	--	--
858	11.1	11.0	10.4	10.6	11.0	12.2	11.0
859	11.6	10.9	10.7	10.7	10.3	10.5	10.8
860	12.2	11.6	10.1	11.0	11.8	11.0	10.8
MEAN	11.5	10.8	10.6	10.6	10.8	11.0	10.5
SD	0.81	0.38	0.56	0.33	0.50	0.56	0.41
N	10	10	10	10	10	10	10

(--)-Data Unavailable

THIRTEEN WEEK ORAL TOXICITY STUDY OF WR 238605  
WITH A THIRTEEN WEEK RECOVERY PERIOD IN RATS

DRAFT

IND. ANIMAL CLINICAL CHEMISTRY REPORT BY GROUP  
TEST: Calcium

STUDY ID: 098  
ABBR: CA

SEX: MALE  
UNITS: mg/dL

ANIMAL ID	Week 2	Week 4	Week 8	Week 13	Week 16	Week 21	Week 26
GROUP: 6.0:6.0 mg base/kg/day							
881	--	--	--	--	--	--	--
882	--	--	--	--	--	--	--
883	--	--	--	--	--	--	--
884	11.7	11.7	10.0	10.8	11.9	10.4	10.6
885	--	--	--	--	--	--	--
886	--	--	--	--	--	--	--
887	11.4	11.1	10.7	10.0	11.5	10.6	10.8
888	--	--	--	--	--	--	--
889	11.6	10.8	10.6	10.1	10.7	10.6	10.7
890	11.7	10.8	11.1	10.2	11.7	10.6	10.2
891	--	--	--	--	--	--	--
892	--	--	--	--	--	--	--
893	12.1	10.6	10.2	10.7	11.6	10.1	10.1
894	--	--	--	--	--	--	--
895	11.5	11.0	11.2	10.5	11.5	10.8	10.3
896	12.0	11.1	10.5	10.4	11.0	10.6	9.3
897	11.5	10.4	10.6	10.3	10.9	11.1	10.6
898	--	--	--	--	--	--	--
899	12.4	10.9	10.2	10.1	10.6	10.8	10.0
900	11.8	10.7	10.5	10.7	11.9	10.5	10.1
MEAN	11.8	10.9	10.6	10.4	11.3	10.6	10.3
SD	0.31	0.35	0.38	0.29	0.49	0.26	0.44
N	10	10	10	10	10	10	10

GROUP: 18.0:18.0 mg base/kg/day							
921	--	--	--	--	--	--	--
922	--	--	--	10.6	11.5	10.8	10.0
923	11.4	10.8	10.1	10.4	11.0	10.8	11.3
924	--	--	--	--	--	--	--
925	--	--	--	--	--	--	--
926	--	--	--	--	--	--	--
927	12.6	10.5	10.2	10.3	10.8	11.1	10.1
928	--	--	--	--	--	--	--
929	11.4	11.4	10.4	9.9	10.9	11.6	10.9
930	11.2	11.0	10.5	10.9	11.0	10.8	11.1
931	--	--	--	--	--	--	--
932	--	11.6	11.0	11.7	10.9	11.1	11.7
933	11.9	11.1	10.2	10.1	10.9	10.9	10.7
934	12.0	11.0	11.0	--	--	--	--
935	11.8	12.1	9.8	10.5	10.3	10.4	10.0
936	--	--	--	--	--	--	--
937	10.5	--	--	--	--	--	--
938	--	--	--	--	--	--	--
939	11.5	10.9	10.8	11.1	10.4	11.0	10.8
940	11.7	10.9	10.6	10.4	10.3	10.8	11.0
MEAN	11.6	11.1	10.5	10.6	10.8	10.9	10.8
SD	0.55	0.46	0.40	0.52	0.37	0.31	0.57
N	10	10	10	10	10	10	10

(--)-Data Unavailable

DRAFT

THIRTEEN WEEK ORAL TOXICITY STUDY OF WR 238605  
WITH A THIRTEEN WEEK RECOVERY PERIOD IN RATS

IND. ANIMAL CLINICAL CHEMISTRY REPORT BY GROUP  
TEST: Inorganic Phosphorus

STUDY ID: 098  
ABBR: IP

SEX: MALE  
UNITS: mg/dL

ANIMAL ID	Week 2	Week 4	Week 8	Week 13	Week 16	Week 21	Week 26
GROUP: 0:0 mg base/kg/day							
801	14.1	10.3	7.7	7.3	9.2	8.2	6.8
802	11.0	12.0	10.1	10.7	9.4	8.3	11.7
803	--	--	--	--	--	--	--
804	--	--	--	--	--	--	--
805	--	--	--	--	--	--	--
806	10.1	17.4 <sup>a</sup>	8.8	8.3	9.4	6.1	7.0
807	9.5	10.8	8.3	8.0	8.2	7.0	6.2
808	--	--	--	--	--	--	--
809	11.4	10.5	8.5	8.0	7.8	7.5	7.7
810	10.5	11.3	9.0	8.9	8.2	9.6	8.2
811	10.0	14.1	8.3	9.6	9.1	9.6	6.0
812	--	--	--	7.8	--	--	--
813	--	--	--	--	--	--	--
814	9.8	9.8	8.2	11.0	8.9	7.7	6.7
815	10.4	10.7	7.8	8.0	8.2	7.6	7.4
816	9.9	9.3	8.5	9.1	9.0	8.6	6.4
817	--	--	--	--	--	--	--
818	--	--	--	--	--	--	--
819	--	--	--	--	--	--	--
820	--	--	--	--	--	--	--
MEAN	10.7	11.0	8.5	8.8	8.7	8.0	7.4
SD	1.33	1.41	0.68	1.21	0.58	1.09	1.65
N	10	9	10	11	10	10	10

GROUP: 0.5:0.5 mg base/kg/day							
841	--	--	--	--	--	--	--
842	--	--	--	--	--	--	--
843	--	--	--	--	--	--	--
844	11.6	9.3	6.7	8.0	7.9	7.2	5.9
845	--	--	--	--	--	--	--
846	10.0	10.3	7.7	10.0	9.2	8.8	6.2
847	--	--	--	--	--	--	--
848	11.2	9.1	7.7	10.4	7.7	8.6	6.6
849	--	--	--	--	--	--	--
850	11.5	9.2	9.0	8.0	8.1	9.9	8.3
851	9.0	8.1	7.1	7.0	6.6	5.7	5.4
852	9.5	8.9	7.2	6.7	7.4	6.2	5.6
853	11.0	10.2	9.8	9.1	8.0	8.0	6.4
854	--	--	--	--	--	--	--
855	--	--	--	--	--	--	--
856	--	--	--	--	--	--	--
857	--	--	--	--	--	--	--
858	11.7	10.6	8.6	8.3	9.7	9.1	8.0
859	10.1	9.0	8.4	9.0	5.0	8.1	7.3
860	9.1	11.4	8.1	10.6	9.4	7.5	6.6
MEAN	10.5	9.6	8.0	8.7	7.9	7.9	6.6
SD	1.05	0.98	0.95	1.35	1.40	1.30	0.97
N	10	10	10	10	10	10	10

(--)-Data Unavailable

<sup>a</sup> -Void

DRAFT

THIRTEEN WEEK ORAL TOXICITY STUDY OF WR 238605  
WITH A THIRTEEN WEEK RECOVERY PERIOD IN RATS

IND. ANIMAL CLINICAL CHEMISTRY REPORT BY GROUP  
TEST: Inorganic Phosphorus

STUDY ID: 098  
ABBR: IP

SEX: MALE  
UNITS: mg/dL

ANIMAL ID	Week 2	Week 4	Week 8	Week 13	Week 16	Week 21	Week 26
GROUP: 6.0:6.0 mg base/kg/day							
881	--	--	--	--	--	--	--
882	--	--	--	--	--	--	--
883	--	--	--	--	--	--	--
884	11.7	10.7	8.0	9.9	10.5	7.2	8.7
885	--	--	--	--	--	--	--
886	--	--	--	--	--	--	--
887	9.9	10.2	8.3	8.9	7.3	7.1	6.1
888	--	--	--	--	--	--	--
889	11.3	9.2	8.9	7.7	7.3	8.6	6.2
890	10.5	9.1	7.9	7.7	11.4	7.7	7.2
891	--	--	--	--	--	--	--
892	--	--	--	--	--	--	--
893	11.2	8.6	7.4	6.9	6.4	6.2	7.0
894	--	--	--	--	--	--	--
895	11.8	8.9	8.3	8.2	10.9	8.1	6.7
896	13.5	8.2	7.8	6.1	6.6	6.9	7.1
897	13.5	9.2	8.6	8.5	7.7	8.4	8.3
898	--	--	--	--	--	--	--
899	15.6	9.2	8.2	9.0	7.8	8.2	6.8
900	9.6	10.4	7.9	9.4	10.9	7.8	8.6
MEAN	11.9	9.4	8.1	8.2	8.7	7.6	7.3
SD	1.85	0.81	0.43	1.16	1.99	0.76	0.95
N	10	10	10	10	10	10	10

GROUP: 18.0:18.0 mg base/kg/day							
921	--	--	--	--	--	--	--
922	--	--	--	8.4	8.4	7.4	6.7
923	9.3	11.2	7.9	9.7	8.8	7.1	6.9
924	--	--	--	--	--	--	--
925	--	--	--	--	--	--	--
926	--	--	--	--	--	--	--
927	13.5	8.8	10.4	7.7	8.1	9.5	7.2
928	--	--	--	--	--	--	--
929	10.2	11.4	8.0	7.5	8.7	8.7	6.4
930	10.5	10.0	7.9	10.2	8.7	7.6	6.1
931	--	--	--	--	--	--	--
932	--	12.6	8.0	11.2	8.9	7.4	7.5
933	9.3	9.5	8.0	8.7	7.7	8.0	7.2
934	9.5	10.7	8.2	--	--	--	--
935	10.9	15.0	7.8	8.1	7.5	6.9	5.9
936	--	--	--	--	--	--	--
937	8.1	--	--	--	--	--	--
938	--	--	--	--	--	--	--
939	9.8	9.9	7.1	9.7	6.8	8.6	6.5
940	9.6	9.0	10.1	8.8	7.9	8.5	7.6
MEAN	10.1	10.8	8.3	9.0	8.2	8.0	6.8
SD	1.43	1.88	1.05	1.18	0.68	0.83	0.58
N	10	10	10	10	10	10	10

(--)-Data Unavailable

THIRTEEN WEEK ORAL TOXICITY STUDY OF WR 238605  
WITH A THIRTEEN WEEK RECOVERY PERIOD IN RATS

DRAFT

IND. ANIMAL CLINICAL CHEMISTRY REPORT BY GROUP  
TEST: Glucose

STUDY ID: 098  
ABBR: GLU

SEX: MALE  
UNITS: mg/dL

ANIMAL ID	Week 2	Week 4	Week 8	Week 13	Week 16	Week 21	Week 26
GROUP: 0:0 mg base/kg/day							
801	180	153	133	143	185	240	150
802	128	238	130	136	134	157	145
803	--	--	--	--	--	--	--
804	--	--	--	--	--	--	--
805	--	--	--	--	--	--	--
806	119	248	139	116	182	118	140
807	137	204	119	130	184	183	120
808	--	--	--	--	--	--	--
809	133	139	124	178	117	114	131
810	151	141	138	145	225	272	156
811	119	238	110	278	158	171	142
812	--	--	--	127	--	--	--
813	--	--	--	--	--	--	--
814	127	191	128	207	212	196	147
815	165	223	135	137	133	132	159
816	130	163	127	132	135	188	138
817	--	--	--	--	--	--	--
818	--	--	--	--	--	--	--
819	--	--	--	--	--	--	--
820	--	--	--	--	--	--	--
MEAN	139	194	128	157	167	177	143
SD	20.2	42.4	8.9	47.6	36.6	51.0	11.6
N	10	10	10	11	10	10	10
GROUP: 0.5:0.5 mg base/kg/day							
841	--	--	--	--	--	--	--
842	--	--	--	--	--	--	--
843	--	--	--	--	--	--	--
844	121	140	117	119	112	137	122
845	--	--	--	--	--	--	--
846	165	133	115	155	150	142	144
847	--	--	--	--	--	--	--
848	126	123	136	209	137	146	139
849	--	--	--	--	--	--	--
850	184	150	146	128	127	205	165
851	123	126	114	139	115	130	135
852	159	143	144	149	139	135	131
853	122	149	150	227	134	152	127
854	--	--	--	--	--	--	--
855	--	--	--	--	--	--	--
856	--	--	--	--	--	--	--
857	--	--	--	--	--	--	--
858	130	138	150	153	227	259	320
859	154	132	127	185	96	132	194
860	152	248	144	240	218	136	129
MEAN	144	148	134	170	146	157	161
SD	22.1	36.2	14.8	42.4	43.5	41.8	60.0
N	10	10	10	10	10	10	10

(--)-Data Unavailable

THIRTEEN WEEK ORAL TOXICITY STUDY OF WR 238605  
WITH A THIRTEEN WEEK RECOVERY PERIOD IN RATS

IND. ANIMAL CLINICAL CHEMISTRY REPORT BY GROUP  
TEST: Glucose

STUDY ID: 098  
ABBR: GLU

SEX: MALE  
UNITS: mg/dL

ANIMAL ID	Week 2	Week 4	Week 8	Week 13	Week 16	Week 21	Week 26
GROUP: 6.0:6.0 mg base/kg/day							
881	--	--	--	--	--	--	--
882	--	--	--	--	--	--	--
883	--	--	--	--	--	--	--
884	138	181	118	295	202	125	179
885	--	--	--	--	--	--	--
886	--	--	--	--	--	--	--
887	144	119	153	180	164	145	135
888	--	--	--	--	--	--	--
889	143	119	193	133	128	128	127
890	111	150	125	143	241	127	147
891	--	--	--	--	--	--	--
892	--	--	--	--	--	--	--
893	230	131	121	111	173	152	179
894	--	--	--	--	--	--	--
895	135	107	123	124	333	168	166
896	141	95	117	111	110	120	155
897	143	135	127	117	133	202	167
898	--	--	--	--	--	--	--
899	190	107	114	136	103	110	131
900	108	150	114	161	231	165	192
MEAN	148	129	131	151	182	144	158
SD	36.3	25.7	24.7	55.2	71.7	28.1	22.4
N	10	10	10	10	10	10	10

GROUP: 18.0:18.0 mg base/kg/day							
921	--	--	--	--	--	--	--
922	--	--	--	135	133	167	137
923	127	170	114	120	118	136	148
924	--	--	--	--	--	--	--
925	--	--	--	--	--	--	--
926	--	--	--	--	--	--	--
927	221	122	119	113	110	193	152
928	--	--	--	--	--	--	--
929	170	167	112	108	106	227	137
930	120	121	117	170	155	118	139
931	--	--	--	--	--	--	--
932	--	206	110	164	111	117	138
933	137	118	105	126	113	118	110
934	177	116	107	--	--	--	--
935	135	235	107	102	110	124	128
936	--	--	--	--	--	--	--
937	128	--	--	--	--	--	--
938	--	--	--	--	--	--	--
939	121	156	123	142	117	128	158
940	125	114	135	115	123	118	148
MEAN	146	153	115	130	120	145	140
SD	33.0	42.3	9.1	23.1	14.7	38.4	13.6
N	10	10	10	10	10	10	10

(--)-Data Unavailable

D R A F T

THIRTEEN WEEK ORAL TOXICITY STUDY OF WR 238605  
WITH A THIRTEEN WEEK RECOVERY PERIOD IN RATS

IND. ANIMAL CLINICAL CHEMISTRY REPORT BY GROUP  
TEST: Alanine Aminotransferase

STUDY ID: 098  
ABBR: ALT

SEX: FEMALE  
UNITS: U/L

ANIMAL ID	Week 2	Week 4	Week 8	Week 13	Week 16	Week 21	Week 26
GROUP: 0:0 mg base/kg/day							
821	--	--	--	--	--	--	--
822	--	--	--	--	--	--	--
823	69	49	49	49	61	75	83
824	47	40	47	49	36	46	42
825	--	--	--	--	--	--	--
826	--	--	--	--	--	--	--
827	54	76	66	57	141	90	659 <sup>a</sup>
828	--	--	--	--	--	--	--
829	--	--	--	--	--	--	--
830	49	43	35	49	49	46	60
831	43	63	62	46	64	56	82
832	--	--	--	--	--	--	--
833	--	--	--	--	--	--	--
834	54	50	59	82	63	75	57
835	50	50	62	80	50	85	60
836	56	73	72	73	67	58	71
837	41	56	59	98	124	153	105
838	--	--	--	--	--	--	--
839	--	--	--	--	--	--	--
840	82	72	53	56	42	32	55
MEAN	55	57	56	64	70	72	68
SD	12.4	13.0	10.7	18.0	34.8	34.1	19.0
N	10	10	10	10	10	10	9

GROUP: 0.5:0.5 mg base/kg/day							
861	57	53	93	73	76	87	123
862	--	--	--	--	--	--	--
863	--	--	--	--	--	--	--
864	53	54	51	54	51	52	58
865	--	--	--	--	--	--	--
866	--	--	--	--	--	--	--
867	65	50	74	51	47	56	70
868	32	54	50	66	61	73	53
869	--	--	--	--	--	--	--
870	--	--	--	--	--	--	--
871	40	42	56	49	59	50	49
872	--	--	--	--	--	--	--
873	44	32	38	43	49	57	101
874	37	45	57	42	46	42	56
875	--	--	--	--	--	--	--
876	--	--	--	--	--	--	--
877	30	47	61	63	52	46	46
878	--	--	--	--	--	--	--
879	41	43	42	48	50	43	42
880	61	43	52	76	99	63	130
MEAN	46	46	57	57	59	57	73
SD	12.3	6.9	16.0	12.2	16.7	14.2	32.9
N	10	10	10	10	10	10	10

(--)-Data Unavailable

<sup>a</sup> -Void

DRAFT

THIRTEEN WEEK ORAL TOXICITY STUDY OF WR 238605  
WITH A THIRTEEN WEEK RECOVERY PERIOD IN RATS

IND. ANIMAL CLINICAL CHEMISTRY REPORT BY GROUP  
TEST: Alanine Aminotransferase

STUDY ID: 098  
ABBR: ALT

SEX: FEMALE  
UNITS: U/L

ANIMAL ID    Week 2    Week 4    Week 8    Week 13    Week 16    Week 21    Week 26

GROUP: 6.0:6.0 mg base/kg/day

901	52	46	58	56	49	54	51
902	54	49	53	71	70	85	99
903	--	--	--	--	--	--	--
904	53	51	69	63	93	88	79
905	--	--	--	--	--	--	--
906	--	--	--	--	--	--	--
907	--	--	--	--	--	--	--
908	56	56	57	54	59	65	111
909	54	69	57	68	60	65	91
910	--	--	--	--	--	--	--
911	--	--	--	--	--	--	--
912	51	49	71	--	80	76	90
913	--	--	--	--	--	--	--
914	--	--	--	--	--	--	--
915	49	72	64	51	51	121	528
916	44	46	65	53	79	75	77
917	--	--	--	--	--	--	--
918	51	50	61	60	55	62	67
919	54	58	60	61	58	60	60
920	--	--	--	--	--	--	--
MEAN	52	55	62	60	65	75	125
SD	3.4	9.2	5.7	6.9	14.5	19.5	142.7
N	10	10	10	9	10	10	10

GROUP: 18.0:18.0 mg base/kg/day

941	51	48	69	73	49	63	263
942	46	57	68	52	42	51	173
943	--	--	--	--	--	--	--
944	51	64	61	64	32	44	49
945	--	--	--	--	--	--	--
946	--	--	--	--	--	--	--
947	--	--	--	--	--	--	--
948	--	--	--	--	--	--	--
949	65	62	65	81	69	85	134
950	--	--	--	--	--	--	--
951	--	--	--	--	--	--	--
952	--	--	--	--	--	--	--
953	49	68	65	65	37	40	43
954	53	50	71	76	44	42	42
955	--	--	--	--	--	--	--
956	77	78	80	76	48	--	--
957	44	80	58	80	42	44	42
958	--	--	--	--	--	--	--
959	39	36	49	50	38	95	96
960	64	70	55	61	38	80	223
MEAN	54	61	64	68	44	60	118
SD	11.5	13.8	8.8	11.2	10.2	21.1	85.0
N	10	10	10	10	10	9	9

(--)-Data Unavailable

DRAFT

THIRTEEN WEEK ORAL TOXICITY STUDY OF WR 238605  
WITH A THIRTEEN WEEK RECOVERY PERIOD IN RATS

IND. ANIMAL CLINICAL CHEMISTRY REPORT BY GROUP  
TEST: Aspartate Aminotransferase

STUDY ID: 098  
ABBR: AST

SEX: FEMALE  
UNITS: U/L

ANIMAL ID	Week 2	Week 4	Week 8	Week 13	Week 16	Week 21	Week 26
GROUP: 0:0 mg base/kg/day							
821	--	--	--	--	--	--	--
822	--	--	--	--	--	--	--
823	229	108	115	111	130	123	111
824	110	113	117	178	129	148	95
825	--	--	--	--	--	--	--
826	--	--	--	--	--	--	--
827	136	244	135	61	175	145	1350 <sup>a</sup>
828	--	--	--	--	--	--	--
829	--	--	--	--	--	--	--
830	108	103	106	140	101	84	125
831	92	114	109	92	119	105	116
832	--	--	--	--	--	--	--
833	--	--	--	--	--	--	--
834	108	117	115	181	112	140	94
835	104	116	123	139	102	114	78
836	95	98	101	130	109	110	137
837	115	140	91	127	175	212	131
838	--	--	--	--	--	--	--
839	--	--	--	--	--	--	--
840	185	139	126	107	90	102	87
MEAN	128	129	114	127	124	128	108
SD	44.4	42.6	12.8	36.6	29.5	35.9	20.7
N	10	10	10	10	10	10	9

GROUP: 0.5:0.5 mg base/kg/day							
861	99	127	148	95	104	148	231
862	--	--	--	--	--	--	--
863	--	--	--	--	--	--	--
864	93	112	98	121	90	86	97
865	--	--	--	--	--	--	--
866	--	--	--	--	--	--	--
867	114	91	133	116	97	111	76
868	90	105	109	201	158	112	81
869	--	--	--	--	--	--	--
870	--	--	--	--	--	--	--
871	115	94	94	144	161	83	143
872	--	--	--	--	--	--	--
873	100	91	84	132	115	112	131
874	113	129	94	93	115	97	99
875	--	--	--	--	--	--	--
876	--	--	--	--	--	--	--
877	165	149	112	210	99	104	133
878	--	--	--	--	--	--	--
879	99	83	96	100	89	89	91
880	138	106	115	196	251	97	315
MEAN	113	109	108	141	128	104	140
SD	23.1	20.8	19.7	45.5	50.3	18.9	76.4
N	10	10	10	10	10	10	10

(--)-Data Unavailable

<sup>a</sup> -Void

DRAFT

THIRTEEN WEEK ORAL TOXICITY STUDY OF WR 238605  
WITH A THIRTEEN WEEK RECOVERY PERIOD IN RATS

IND. ANIMAL CLINICAL CHEMISTRY REPORT BY GROUP  
TEST: Aspartate Aminotransferase

STUDY ID: 098  
ABBR: AST

SEX: FEMALE  
UNITS: U/L

ANIMAL ID    Week 2    Week 4    Week 8    Week 13    Week 16    Week 21    Week 26

GROUP: 6.0:6.0 mg base/kg/day

901	117	107	112	122	85	86	79
902	114	119	111	147	132	123	187
903	--	--	--	--	--	--	--
904	117	97	116	105	176	102	99
905	--	--	--	--	--	--	--
906	--	--	--	--	--	--	--
907	--	--	--	--	--	--	--
908	132	113	100	102	105	98	154
909	103	159	111	201	104	91	107
910	--	--	--	--	--	--	--
911	--	--	--	--	--	--	--
912	113	102	122	--	206	166	234
913	--	--	--	--	--	--	--
914	--	--	--	--	--	--	--
915	98	125	103	135	101	204	859
916	115	114	109	103	171	113	101
917	--	--	--	--	--	--	--
918	94	125	88	116	96	115	98
919	105	107	113	108	111	105	108
920	--	--	--	--	--	--	--
MEAN	111	117	109	127	129	120	203
SD	11.1	17.5	9.5	31.9	41.2	36.9	235.7
N	10	10	10	9	10	10	10

GROUP: 18.0:18.0 mg base/kg/day

941	177	144	200	237	93	174	595
942	158	149	131	138	95	105	328
943	--	--	--	--	--	--	--
944	197	174	171	210	97	88	78
945	--	--	--	--	--	--	--
946	--	--	--	--	--	--	--
947	--	--	--	--	--	--	--
948	--	--	--	--	--	--	--
949	200	159	191	224	156	180	271
950	--	--	--	--	--	--	--
951	--	--	--	--	--	--	--
952	--	--	--	--	--	--	--
953	213	201	204	189	99	110	106
954	200	177	213	271	107	110	133
955	--	--	--	--	--	--	--
956	199	187	245	261	129	--	--
957	201	214	186	214	96	89	78
958	--	--	--	--	--	--	--
959	154	137	172	182	110	241	126
960	278	231	202	265	111	126	268
MEAN	198	177	192	219	109	136	220
SD	34.4	31.2	30.1	42.0	19.7	51.6	168.4
N	10	10	10	10	10	9	9

(--)-Data Unavailable

THIRTEEN WEEK ORAL TOXICITY STUDY OF WR 238605  
WITH A THIRTEEN WEEK RECOVERY PERIOD IN RATS

IND. ANIMAL CLINICAL CHEMISTRY REPORT BY GROUP  
TEST: Total Protein

STUDY ID: 098  
ABBR: TP

SEX: FEMALE  
UNITS: g/dL

ANIMAL ID	Week 2	Week 4	Week 8	Week 13	Week 16	Week 21	Week 26
GROUP: 0:0 mg base/kg/day							
821	--	--	--	--	--	--	--
822	--	--	--	--	--	--	--
823	7.5	8.3	7.5	7.6	8.1	8.8	8.7
824	7.8	6.8	7.8	--	8.1	8.4	9.1
825	--	--	--	--	--	--	--
826	--	--	--	--	--	--	--
827	7.5	7.5	8.1	8.5	8.2	8.7	9.8
828	--	--	--	--	--	--	--
829	--	--	--	--	--	--	--
830	8.1	7.4	7.8	8.0	8.9	8.6	9.0
831	8.0	7.6	8.8	8.0	9.4	9.7	8.9
832	--	--	--	--	--	--	--
833	--	--	--	--	--	--	--
834	7.3	7.6	7.5	8.4	8.4	8.3	8.5
835	8.0	7.4	8.5	8.6	9.5	8.9	9.5
836	8.4	7.6	8.7	--	8.2	9.5	9.2
837	8.0	7.3	8.0	--	9.4	10.4	9.1
838	--	--	--	--	--	--	--
839	--	--	--	--	--	--	--
840	7.6	7.5	7.9	8.2	8.3	8.2	9.3
MEAN	7.8	7.5	8.1	8.2	8.7	9.0	9.1
SD	0.34	0.37	0.46	0.35	0.59	0.70	0.38
N	10	10	10	7	10	10	10

GROUP: 0.5:0.5 mg base/kg/day							
861	8.5	8.3	8.4	8.4	10.0	9.6	10.5
862	--	--	--	--	--	--	--
863	--	--	--	--	--	--	--
864	7.7	8.5	8.3	8.1	9.4	9.6	10.1
865	--	--	--	--	--	--	--
866	--	--	--	--	--	--	--
867	7.7	7.7	8.9	--	8.1	8.9	10.4
868	7.4	8.0	8.3	--	8.0	9.1	9.8
869	--	--	--	--	--	--	--
870	--	--	--	--	--	--	--
871	7.9	7.1	8.1	7.5	8.3	7.3	8.4
872	--	--	--	--	--	--	--
873	7.4	7.9	8.5	--	7.9	8.0	7.9
874	6.9	7.7	8.0	7.7	7.8	8.2	8.5
875	--	--	--	--	--	--	--
876	--	--	--	--	--	--	--
877	7.8	7.6	8.2	--	8.1	9.0	8.2
878	--	--	--	--	--	--	--
879	7.0	7.4	7.7	7.4	7.7	7.9	8.2
880	8.3	7.8	8.2	8.8	8.7	8.4	9.3
MEAN	7.7	7.8	8.3	8.0	8.4	8.6	9.1
SD	0.51	0.41	0.32	0.55	0.75	0.76	1.00
N	10	10	10	6	10	10	10

(--)-Data Unavailable

DRAFT

THIRTEEN WEEK ORAL TOXICITY STUDY OF WR 238605  
WITH A THIRTEEN WEEK RECOVERY PERIOD IN RATS

IND. ANIMAL CLINICAL CHEMISTRY REPORT BY GROUP  
TEST: Total Protein

STUDY ID: 098  
ABBR: TP

SEX: FEMALE  
UNITS: g/dL

ANIMAL ID	Week 2	Week 4	Week 8	Week 13	Week 16	Week 21	Week 26
GROUP: 6.0:6.0 mg base/kg/day							
901	7.1	6.6	8.0	7.5	8.4	9.4	10.0
902	7.6	8.1	8.7	8.7	8.9	9.4	8.8
903	--	--	--	--	--	--	--
904	8.0	7.9	8.1	--	8.9	9.4	9.6
905	--	--	--	--	--	--	--
906	--	--	--	--	--	--	--
907	--	--	--	--	--	--	--
908	7.8	7.3	8.3	6.9	8.9	8.9	9.2
909	8.0	8.8	8.4	--	8.8	8.9	8.9
910	--	--	--	--	--	--	--
911	--	--	--	--	--	--	--
912	7.2	8.4	8.6	--	9.2	10.6	9.2
913	--	--	--	--	--	--	--
914	--	--	--	--	--	--	--
915	7.2	8.4	7.5	8.0	8.1	9.7	8.9
916	7.9	7.7	8.0	7.8	8.3	8.9	9.1
917	--	--	--	--	--	--	--
918	7.8	7.4	8.1	--	8.3	8.9	8.9
919	7.5	8.0	7.9	--	8.8	8.4	8.4
920	--	--	--	--	--	--	--
MEAN	7.6	7.9	8.2	7.8	8.7	9.3	9.1
SD	0.34	0.64	0.35	0.66	0.36	0.61	0.44
N	10	10	10	5	10	10	10

GROUP: 18.0:18.0 mg base/kg/day							
941	7.1	7.8	7.9	7.8	7.3	8.5	8.7
942	6.1	7.7	7.9	--	7.4	8.7	8.2
943	--	--	--	--	--	--	--
944	8.1	8.2	7.5	--	7.9	8.0	8.6
945	--	--	--	--	--	--	--
946	--	--	--	--	--	--	--
947	--	--	--	--	--	--	--
948	--	--	--	--	--	--	--
949	8.3	8.7	8.5	--	8.9	7.8	8.4
950	--	--	--	--	--	--	--
951	--	--	--	--	--	--	--
952	--	--	--	--	--	--	--
953	7.4	8.3	7.5	--	8.1	7.8	8.2
954	7.4	6.7	8.1	--	7.5	7.7	8.6
955	--	--	--	--	--	--	--
956	7.9	7.6	8.3	--	8.3	--	--
957	6.5	7.9	8.0	--	7.9	7.5	8.2
958	--	--	--	--	--	--	--
959	7.7	7.9	8.2	--	8.4	9.0	9.4
960	8.3	8.3	8.0	8.2	7.9	7.9	9.0
MEAN	7.5	7.9	8.0	8.0	8.0	8.1	8.6
SD	0.74	0.54	0.32	0.28	0.49	0.51	0.41
N	10	10	10	2	10	9	9

(--)-Data Unavailable

DRAFT

THIRTEEN WEEK ORAL TOXICITY STUDY OF WR 238605  
WITH A THIRTEEN WEEK RECOVERY PERIOD IN RATS

IND. ANIMAL CLINICAL CHEMISTRY REPORT BY GROUP  
TEST: Albumin

STUDY ID: 098  
ABBR: ALB

SEX: FEMALE  
UNITS: g/dL

ANIMAL ID	Week 2	Week 4	Week 8	Week 13	Week 16	Week 21	Week 26
GROUP: 0:0 mg base/kg/day							
821	--	--	--	--	--	--	--
822	--	--	--	--	--	--	--
823	4.0	4.4	4.1	4.0	3.9	4.1	4.9
824	3.9	3.7	4.1	3.9	3.9	4.5	4.5
825	--	--	--	--	--	--	--
826	--	--	--	--	--	--	--
827	4.1	3.8	4.5	4.3	4.6	4.6	5.5
828	--	--	--	--	--	--	--
829	--	--	--	--	--	--	--
830	3.9	4.1	4.0	4.4	4.7	4.7	5.5
831	4.4	4.6	4.4	4.2	4.9	5.4	5.7
832	--	--	--	--	--	--	--
833	--	--	--	--	--	--	--
834	4.0	4.3	4.0	4.2	4.4	4.4	5.1
835	4.3	4.3	5.0	4.7	4.9	5.1	5.0
836	4.4	4.2	4.7	4.6	4.5	5.4	5.1
837	4.0	4.2	4.1	5.7	5.2	5.8	4.9
838	--	--	--	--	--	--	--
839	--	--	--	--	--	--	--
840	4.1	4.3	4.5	4.4	4.7	4.3	5.2
MEAN	4.1	4.2	4.3	4.4	4.6	4.8	5.1
SD	0.19	0.27	0.34	0.51	0.42	0.56	0.35
N	10	10	10	10	10	10	10

GROUP: 0.5:0.5 mg base/kg/day							
861	4.5	4.5	4.9	4.4	5.3	5.3	5.8
862	--	--	--	--	--	--	--
863	--	--	--	--	--	--	--
864	4.1	4.6	4.6	4.4	5.5	5.2	5.8
865	--	--	--	--	--	--	--
866	--	--	--	--	--	--	--
867	3.9	4.2	4.6	4.4	4.6	4.7	5.2
868	3.9	4.5	4.6	4.3	4.7	5.2	5.6
869	--	--	--	--	--	--	--
870	--	--	--	--	--	--	--
871	3.6	4.1	4.0	3.6	3.8	3.6	4.4
872	--	--	--	--	--	--	--
873	4.0	4.1	4.1	4.4	4.7	4.8	4.0
874	3.6	4.3	3.9	4.0	3.8	4.5	5.5
875	--	--	--	--	--	--	--
876	--	--	--	--	--	--	--
877	4.2	4.3	4.4	4.9	4.4	4.9	4.4
878	--	--	--	--	--	--	--
879	3.9	4.2	4.0	3.9	4.2	4.3	4.4
880	4.4	4.4	4.8	4.3	4.4	4.8	5.7
MEAN	4.0	4.3	4.4	4.3	4.5	4.7	5.1
SD	0.30	0.18	0.36	0.35	0.56	0.51	0.70
N	10	10	10	10	10	10	10

(--)-Data Unavailable

THIRTEEN WEEK ORAL TOXICITY STUDY OF WR 238605  
WITH A THIRTEEN WEEK RECOVERY PERIOD IN RATS

DRAFT

IND. ANIMAL CLINICAL CHEMISTRY REPORT BY GROUP  
TEST: Albumin

STUDY ID: 098  
ABBR: ALB

SEX: FEMALE  
UNITS: g/dL

ANIMAL ID    Week 2    Week 4    Week 8    Week 13    Week 16    Week 21    Week 26

GROUP: 6.0:6.0 mg base/kg/day

901	3.9	3.7	4.2	3.9	5.0	5.3	5.4
902	4.2	4.4	4.4	4.4	4.7	5.1	5.0
903	--	--	--	--	--	--	--
904	4.0	4.2	4.5	4.6	4.7	5.2	5.5
905	--	--	--	--	--	--	--
906	--	--	--	--	--	--	--
907	--	--	--	--	--	--	--
908	3.7	3.9	4.2	3.6	4.6	4.5	5.3
909	4.2	4.3	4.1	4.3	4.5	4.6	4.5
910	--	--	--	--	--	--	--
911	--	--	--	--	--	--	--
912	4.2	4.5	5.2	--	5.1	6.2	5.7
913	--	--	--	--	--	--	--
914	--	--	--	--	--	--	--
915	3.8	4.2	4.2	4.0	4.5	5.5	5.5
916	4.3	4.5	4.8	4.4	4.8	4.9	5.0
917	--	--	--	--	--	--	--
918	4.1	4.0	4.3	4.4	4.7	4.9	5.2
919	4.0	4.0	4.3	4.0	4.4	4.6	5.0
920	--	--	--	--	--	--	--
MEAN	4.0	4.2	4.4	4.2	4.7	5.1	5.2
SD	0.20	0.27	0.34	0.32	0.22	0.51	0.35
N	10	10	10	9	10	10	10

GROUP: 18.0:18.0 mg base/kg/day

941	3.6	4.1	4.1	3.8	4.0	4.5	5.1
942	2.6	3.4	4.2	3.1	3.8	4.2	4.7
943	--	--	--	--	--	--	--
944	4.1	4.3	4.8	4.2	4.1	4.5	4.8
945	--	--	--	--	--	--	--
946	--	--	--	--	--	--	--
947	--	--	--	--	--	--	--
948	--	--	--	--	--	--	--
949	3.9	4.0	4.4	4.2	4.2	4.1	4.5
950	--	--	--	--	--	--	--
951	--	--	--	--	--	--	--
952	--	--	--	--	--	--	--
953	3.6	4.6	4.5	4.3	4.5	4.4	4.9
954	3.8	3.8	4.2	4.2	4.0	4.2	4.8
955	--	--	--	--	--	--	--
956	4.0	4.0	4.5	3.8	4.7	--	--
957	2.9	3.9	4.1	4.1	4.4	3.9	4.5
958	--	--	--	--	--	--	--
959	3.9	4.2	4.4	4.2	4.2	4.8	5.0
960	4.1	4.4	4.7	4.3	4.2	4.4	5.0
MEAN	3.7	4.1	4.4	4.0	4.2	4.3	4.8
SD	0.51	0.34	0.24	0.37	0.26	0.26	0.21
N	10	10	10	10	10	9	9

(--)-Data Unavailable

DRAFT

THIRTEEN WEEK ORAL TOXICITY STUDY OF WR 238605 WITH A THIRTEEN WEEK RECOVERY PERIOD IN RATS

IND. ANIMAL CLINICAL CHEMISTRY REPORT BY GROUP TEST: Globulin

STUDY ID: 098  
ABBR: GLOB

SEX: FEMALE  
UNITS: g/dL

ANIMAL ID	Week 2	Week 4	Week 8	Week 13	Week 16	Week 21	Week 26
GROUP: 0:0 mg base/kg/day							
821	--	--	--	--	--	--	--
822	--	--	--	--	--	--	--
823	3.5	3.9	3.4	3.6	4.2	4.7	3.8
824	3.9	3.1	3.7	--	4.2	3.9	4.6
825	--	--	--	--	--	--	--
826	--	--	--	--	--	--	--
827	3.4	3.7	3.6	4.2	3.6	4.1	4.3
828	--	--	--	--	--	--	--
829	--	--	--	--	--	--	--
830	4.2	3.3	3.8	3.6	4.2	3.9	3.5
831	3.6	3.0	4.4	3.8	4.5	4.3	3.2
832	--	--	--	--	--	--	--
833	--	--	--	--	--	--	--
834	3.3	3.3	3.5	4.2	4.0	3.9	3.4
835	3.7	3.1	3.5	3.9	4.6	3.8	4.5
836	4.0	3.4	4.0	--	3.7	4.1	4.1
837	4.0	3.1	3.9	--	4.2	4.6	4.2
838	--	--	--	--	--	--	--
839	--	--	--	--	--	--	--
840	3.5	3.2	3.4	3.8	3.6	3.9	4.1
MEAN	3.7	3.3	3.7	3.9	4.1	4.1	4.0
SD	0.30	0.29	0.32	0.25	0.35	0.32	0.48
N	10	10	10	7	10	10	10

GROUP: 0.5:0.5 mg base/kg/day							
861	4.0	3.8	3.5	4.0	4.7	4.3	4.7
862	--	--	--	--	--	--	--
863	--	--	--	--	--	--	--
864	3.6	3.9	3.7	3.7	3.9	4.4	4.3
865	--	--	--	--	--	--	--
866	--	--	--	--	--	--	--
867	3.8	3.5	4.3	--	3.5	4.2	5.2
868	3.5	3.5	3.7	--	3.3	3.9	4.2
869	--	--	--	--	--	--	--
870	--	--	--	--	--	--	--
871	4.3	3.0	4.1	3.9	4.5	3.7	4.0
872	--	--	--	--	--	--	--
873	3.4	3.8	4.4	--	3.2	3.2	3.9
874	3.3	3.4	4.1	3.7	4.0	3.7	3.0
875	--	--	--	--	--	--	--
876	--	--	--	--	--	--	--
877	3.6	3.3	3.8	--	3.7	4.1	3.8
878	--	--	--	--	--	--	--
879	3.1	3.2	3.7	3.5	3.5	3.6	3.8
880	3.9	3.4	3.4	4.5	4.3	3.6	3.6
MEAN	3.7	3.5	3.9	3.9	3.9	3.9	4.1
SD	0.36	0.29	0.34	0.35	0.51	0.38	0.60
N	10	10	10	6	10	10	10

(--)-Data Unavailable

THIRTEEN WEEK ORAL TOXICITY STUDY OF WR 238605  
WITH A THIRTEEN WEEK RECOVERY PERIOD IN RATS

DRAFT

IND. ANIMAL CLINICAL CHEMISTRY REPORT BY GROUP  
TEST: Globulin

STUDY ID: 098  
ABBR: GLOB

SEX: FEMALE  
UNITS: g/dL

ANIMAL ID	Week 2	Week 4	Week 8	Week 13	Week 16	Week 21	Week 26
GROUP: 6.0:6.0 mg base/kg/day							
901	3.2	2.9	3.8	3.6	3.4	4.1	4.6
902	3.4	3.7	4.3	4.3	4.2	4.3	3.8
903	--	--	--	--	--	--	--
904	4.0	3.7	3.6	--	4.2	4.2	4.1
905	--	--	--	--	--	--	--
906	--	--	--	--	--	--	--
907	--	--	--	--	--	--	--
908	4.1	3.4	4.1	3.3	4.3	4.4	3.9
909	3.8	4.5	4.3	--	4.3	4.3	4.4
910	--	--	--	--	--	--	--
911	--	--	--	--	--	--	--
912	3.0	3.9	3.4	--	4.1	4.4	3.5
913	--	--	--	--	--	--	--
914	--	--	--	--	--	--	--
915	3.4	4.2	3.3	4.0	3.6	4.2	3.4
916	3.6	3.2	3.2	3.4	3.5	4.0	4.1
917	--	--	--	--	--	--	--
918	3.7	3.4	3.8	--	3.6	4.0	3.7
919	3.5	4.0	3.6	--	4.4	3.8	3.4
920	--	--	--	--	--	--	--
MEAN	3.6	3.7	3.7	3.7	4.0	4.2	3.9
SD	0.34	0.48	0.39	0.42	0.39	0.19	0.41
N	10	10	10	5	10	10	10

GROUP: 18.0:18.0 mg base/kg/day							
941	3.5	3.7	3.8	4.0	3.3	4.0	3.6
942	3.5	4.3	3.7	--	3.6	4.5	3.5
943	--	--	--	--	--	--	--
944	4.0	3.9	2.7	--	3.8	3.5	3.8
945	--	--	--	--	--	--	--
946	--	--	--	--	--	--	--
947	--	--	--	--	--	--	--
948	--	--	--	--	--	--	--
949	4.4	4.7	4.1	--	4.7	3.7	3.9
950	--	--	--	--	--	--	--
951	--	--	--	--	--	--	--
952	--	--	--	--	--	--	--
953	3.8	3.7	3.0	--	3.6	3.4	3.3
954	3.6	2.9	3.9	--	3.5	3.5	3.8
955	--	--	--	--	--	--	--
956	3.9	3.6	3.8	--	3.6	--	--
957	3.6	4.0	3.9	--	3.5	3.6	3.7
958	--	--	--	--	--	--	--
959	3.8	3.7	3.8	--	4.2	4.2	4.4
960	4.2	3.9	3.3	3.9	3.7	3.5	4.0
MEAN	3.8	3.8	3.6	4.0	3.8	3.8	3.8
SD	0.30	0.47	0.45	0.07	0.41	0.38	0.32
N	10	10	10	2	10	9	9

(--)-Data Unavailable

DRAFT

THIRTEEN WEEK ORAL TOXICITY STUDY OF WR 238605  
WITH A THIRTEEN WEEK RECOVERY PERIOD IN RATS

IND. ANIMAL CLINICAL CHEMISTRY REPORT BY GROUP  
TEST: A/G Ratio

STUDY ID: 098  
ABBR: A/G

SEX: FEMALE  
UNITS: -

ANIMAL ID	Week 2	Week 4	Week 8	Week 13	Week 16	Week 21	Week 26
GROUP: 0:0 mg base/kg/day							
821	--	--	--	--	--	--	--
822	--	--	--	--	--	--	--
823	1.14	1.13	1.21	1.11	0.93	0.87	1.29
824	1.00	1.19	1.11	--	0.93	1.15	0.98
825	--	--	--	--	--	--	--
826	--	--	--	--	--	--	--
827	1.21	1.03	1.25	1.02	1.28	1.12	1.28
828	--	--	--	--	--	--	--
829	--	--	--	--	--	--	--
830	0.93	1.24	1.05	1.22	1.12	1.21	1.57
831	1.22	1.53	1.00	1.11	1.09	1.26	1.78
832	--	--	--	--	--	--	--
833	--	--	--	--	--	--	--
834	1.21	1.30	1.14	1.00	1.10	1.13	1.50
835	1.16	1.39	1.43	1.21	1.07	1.34	1.11
836	1.10	1.24	1.18	--	1.22	1.32	1.24
837	1.00	1.35	1.05	--	1.24	1.26	1.17
838	--	--	--	--	--	--	--
839	--	--	--	--	--	--	--
840	1.17	1.34	1.32	1.16	1.31	1.10	1.27
MEAN	1.11	1.27	1.17	1.12	1.13	1.18	1.32
SD	0.103	0.141	0.133	0.086	0.134	0.137	0.236
N	10	10	10	7	10	10	10

GROUP: 0.5:0.5 mg base/kg/day							
861	1.13	1.18	1.40	1.10	1.13	1.23	1.23
862	--	--	--	--	--	--	--
863	--	--	--	--	--	--	--
864	1.14	1.18	1.24	1.19	1.41	1.18	1.35
865	--	--	--	--	--	--	--
866	--	--	--	--	--	--	--
867	1.03	1.20	1.07	--	1.31	1.12	1.00
868	1.11	1.29	1.24	--	1.42	1.33	1.33
869	--	--	--	--	--	--	--
870	--	--	--	--	--	--	--
871	0.84	1.37	0.98	0.92	0.84	0.97	1.10
872	--	--	--	--	--	--	--
873	1.18	1.08	0.93	--	1.47	1.50	1.03
874	1.09	1.26	0.95	1.08	0.95	1.22	1.83
875	--	--	--	--	--	--	--
876	--	--	--	--	--	--	--
877	1.17	1.30	1.16	--	1.19	1.20	1.16
878	--	--	--	--	--	--	--
879	1.26	1.31	1.08	1.11	1.20	1.19	1.16
880	1.13	1.29	1.41	0.96	1.02	1.33	1.58
MEAN	1.11	1.25	1.15	1.06	1.19	1.23	1.28
SD	0.112	0.085	0.175	0.101	0.213	0.140	0.259
N	10	10	10	6	10	10	10

(--)-Data Unavailable

THIRTEEN WEEK ORAL TOXICITY STUDY OF WR 238605  
WITH A THIRTEEN WEEK RECOVERY PERIOD IN RATS

DRAFT

IND. ANIMAL CLINICAL CHEMISTRY REPORT BY GROUP  
TEST: A/G Ratio

STUDY ID: 098  
ABBR: A/G

SEX: FEMALE  
UNITS: -

ANIMAL ID	Week 2	Week 4	Week 8	Week 13	Week 16	Week 21	Week 26
GROUP: 6.0:6.0 mg base/kg/day							
901	1.22	1.28	1.11	1.08	1.47	1.29	1.17
902	1.24	1.19	1.02	1.02	1.12	1.19	1.32
903	--	--	--	--	--	--	--
904	1.00	1.14	1.25	--	1.12	1.24	1.34
905	--	--	--	--	--	--	--
906	--	--	--	--	--	--	--
907	--	--	--	--	--	--	--
908	0.90	1.15	1.02	1.09	1.07	1.02	1.36
909	1.11	0.96	0.95	--	1.05	1.07	1.02
910	--	--	--	--	--	--	--
911	--	--	--	--	--	--	--
912	1.40	1.15	1.53	--	1.24	1.41	1.63
913	--	--	--	--	--	--	--
914	--	--	--	--	--	--	--
915	1.12	1.00	1.27	1.00	1.25	1.31	1.62
916	1.19	1.41	1.50	1.29	1.37	1.23	1.22
917	--	--	--	--	--	--	--
918	1.11	1.18	1.13	--	1.31	1.23	1.41
919	1.14	1.00	1.19	--	1.00	1.21	1.47
920	--	--	--	--	--	--	--
MEAN	1.14	1.15	1.20	1.10	1.20	1.22	1.36
SD	0.136	0.137	0.196	0.115	0.153	0.112	0.191
N	10	10	10	5	10	10	10

GROUP: 18.0:18.0 mg base/kg/day							
941	1.03	1.11	1.08	0.95	1.21	1.13	1.42
942	0.74	0.79	1.14	--	1.06	0.93	1.34
943	--	--	--	--	--	--	--
944	1.03	1.10	1.78	--	1.08	1.29	1.26
945	--	--	--	--	--	--	--
946	--	--	--	--	--	--	--
947	--	--	--	--	--	--	--
948	--	--	--	--	--	--	--
949	0.89	0.85	1.07	--	0.89	1.11	1.15
950	--	--	--	--	--	--	--
951	--	--	--	--	--	--	--
952	--	--	--	--	--	--	--
953	0.95	1.24	1.50	--	1.25	1.29	1.48
954	1.06	1.31	1.08	--	1.14	1.20	1.26
955	--	--	--	--	--	--	--
956	1.03	1.11	1.18	--	1.31	--	--
957	0.81	0.98	1.05	--	1.26	1.08	1.22
958	--	--	--	--	--	--	--
959	1.03	1.14	1.16	--	1.00	1.14	1.14
960	0.98	1.13	1.42	1.10	1.14	1.26	1.25
MEAN	0.96	1.08	1.25	1.03	1.13	1.16	1.28
SD	0.108	0.161	0.242	0.106	0.130	0.116	0.115
N	10	10	10	2	10	9	9

(--)-Data Unavailable

DRAFT

THIRTEEN WEEK ORAL TOXICITY STUDY OF WR 238605  
WITH A THIRTEEN WEEK RECOVERY PERIOD IN RATS

IND. ANIMAL CLINICAL CHEMISTRY REPORT BY GROUP  
TEST: Total Bile Acids

STUDY ID: 098  
ABBR: TBA

SEX: FEMALE  
UNITS: mg/dL

ANIMAL ID	Week 2	Week 4	Week 8	Week 13	Week 16	Week 21	Week 26
GROUP: 0:0 mg base/kg/day							
821	--	--	--	--	--	--	--
822	--	--	--	--	--	--	--
823	46.7	32.6	21.6	17.4	21.2	16.2	10.4
824	54.3	33.1	27.5	62.5	33.8	32.0	26.2
825	--	--	--	--	--	--	--
826	--	--	--	--	--	--	--
827	80.9	28.9	21.3	35.8	41.7	50.1	140.6
828	--	--	--	--	--	--	--
829	--	--	--	--	--	--	--
830	37.6	33.9	16.2	25.2	22.8	22.8	16.9
831	22.5	21.7	13.3	25.8	14.3	30.5	27.0
832	--	--	--	--	--	--	--
833	--	--	--	--	--	--	--
834	38.1	35.3	25.6	48.9	22.4	23.9	19.5
835	13.2	19.9	22.8	19.9	15.7	22.2	18.1
836	45.8	174.1	36.8	78.9	26.7	22.2	36.5
837	29.0	37.0	25.6	62.8	41.2	45.8	27.7
838	--	--	--	--	--	--	--
839	--	--	--	--	--	--	--
840	172.9	81.0	51.0	43.7	15.9	37.8	19.8
MEAN	54.1	49.8	26.2	42.1	25.6	30.4	34.3
SD	45.69	46.84	10.82	20.93	10.16	11.15	38.05
N	10	10	10	10	10	10	10
GROUP: 0.5:0.5 mg base/kg/day							
861	68.4	152.0	104.1	33.3	58.1	31.8	84.0
862	--	--	--	--	--	--	--
863	--	--	--	--	--	--	--
864	33.4	85.1	29.4	31.7	33.5	35.3	32.9
865	--	--	--	--	--	--	--
866	--	--	--	--	--	--	--
867	57.1	31.9	30.9	36.3	28.8	15.7	49.3
868	19.6	33.8	22.3	63.6	22.6	39.1	29.1
869	--	--	--	--	--	--	--
870	--	--	--	--	--	--	--
871	97.0	22.9	148.8	22.2	20.1	42.2	27.3
872	--	--	--	--	--	--	--
873	20.3	15.6	12.9	62.1	30.9	24.1	29.1
874	15.4	33.9	28.1	23.8	16.4	17.2	17.3
875	--	--	--	--	--	--	--
876	--	--	--	--	--	--	--
877	31.6	38.2	24.3	44.5	22.2	16.7	27.2
878	--	--	--	--	--	--	--
879	33.8	69.9	22.3	25.2	18.2	23.0	36.4
880	59.9	190.1	29.9	42.8	38.4	17.1	71.8
MEAN	43.7	67.3	45.3	38.6	28.9	26.2	40.4
SD	26.19	59.22	44.36	14.83	12.48	10.09	21.53
N	10	10	10	10	10	10	10

(--)-Data Unavailable

THIRTEEN WEEK ORAL TOXICITY STUDY OF WR 238605  
WITH A THIRTEEN WEEK RECOVERY PERIOD IN RATS

T  
R  
A  
F  
F  
I

IND. ANIMAL CLINICAL CHEMISTRY REPORT BY GROUP  
TEST: Total Bile Acids

STUDY ID: 098  
ABBR: TBA

SEX: FEMALE  
UNITS: mg/dL

ANIMAL ID	Week 2	Week 4	Week 8	Week 13	Week 16	Week 21	Week 26
GROUP: 6.0:6.0 mg base/kg/day							
901	43.5	32.5	29.9	70.4	34.3	31.8	20.3
902	20.6	29.9	22.2	26.1	16.5	19.8	40.2
903	--	--	--	--	--	--	--
904	13.4	24.7	19.3	11.2	34.0	14.3	18.3
905	--	--	--	--	--	--	--
906	--	--	--	--	--	--	--
907	--	--	--	--	--	--	--
908	78.9	24.5	27.1	44.6	16.3	51.6	37.7
909	19.7	40.8	19.9	88.3	16.5	22.6	53.8
910	--	--	--	--	--	--	--
911	--	--	--	--	--	--	--
912	218.4	105.9	61.0	--	61.2	420.0	162.3
913	--	--	--	--	--	--	--
914	--	--	--	--	--	--	--
915	106.9	53.8	76.2	24.2	49.4	41.2	256.0
916	37.8	22.8	30.3	14.6	65.5	20.6	44.1
917	--	--	--	--	--	--	--
918	56.0	79.6	28.0	19.2	143.7	30.3	23.2
919	22.1	24.0	64.2	15.2	18.6	43.5	162.6
920	--	--	--	--	--	--	--
MEAN	61.7	43.9	37.8	34.9	45.6	69.6	81.9
SD	62.52	28.16	20.94	27.40	39.19	123.70	81.98
N	10	10	10	9	10	10	10

GROUP: 18.0:18.0 mg base/kg/day							
941	27.9	25.9	31.6	52.0	56.0	87.1	127.0
942	16.9	56.1	34.3	16.1	14.4	30.8	36.2
943	--	--	--	--	--	--	--
944	12.2	40.6	16.4	64.8	25.5	21.8	22.8
945	--	--	--	--	--	--	--
946	--	--	--	--	--	--	--
947	--	--	--	--	--	--	--
948	--	--	--	--	--	--	--
949	91.3	56.1	41.0	184.1	276.3	64.8	190.4
950	--	--	--	--	--	--	--
951	--	--	--	--	--	--	--
952	--	--	--	--	--	--	--
953	21.3	23.0	22.5	21.3	22.5	13.6	13.5
954	138.1	18.0	62.1	49.5	19.7	51.4	40.4
955	--	--	--	--	--	--	--
956	122.5	27.9	122.2	64.3	19.8	--	--
957	12.6	70.5	20.0	41.2	14.6	33.7	15.8
958	--	--	--	--	--	--	--
959	37.1	16.5	40.7	39.6	64.9	118.1	54.3
960	61.4	101.3	33.6	66.1	29.2	18.6	35.4
MEAN	54.1	43.6	42.4	59.9	54.3	48.9	59.5
SD	47.24	27.38	30.90	46.96	79.88	35.29	59.77
N	10	10	10	10	10	9	9

(--)-Data Unavailable

DRAFT

THIRTEEN WEEK ORAL TOXICITY STUDY OF WR 238605  
WITH A THIRTEEN WEEK RECOVERY PERIOD IN RATS

IND. ANIMAL CLINICAL CHEMISTRY REPORT BY GROUP  
TEST: Alkaline Phosphatase

STUDY ID: 098  
ABBR: ALKP

SEX: FEMALE  
UNITS: U/L

ANIMAL ID	Week 2	Week 4	Week 8	Week 13	Week 16	Week 21	Week 26
GROUP: 0:0 mg base/kg/day							
821	--	--	--	--	--	--	--
822	--	--	--	--	--	--	--
823	251	209	130	106	102	82	83
824	219	156	113	87	93	84	78
825	--	--	--	--	--	--	--
826	--	--	--	--	--	--	--
827	234	147	120	92	99	81	113
828	--	--	--	--	--	--	--
829	--	--	--	--	--	--	--
830	221	143	98	87	81	60	50
831	126	90	64	38	42	35	32
832	--	--	--	--	--	--	--
833	--	--	--	--	--	--	--
834	172	136	99	81	70	61	47
835	133	119	82	74	57	43	58
836	215	153	88	60	59	60	58
837	228	163	91	65	53	54	56
838	--	--	--	--	--	--	--
839	--	--	--	--	--	--	--
840	188	156	114	68	79	68	60
MEAN	199	147	100	76	74	63	64
SD	42.7	30.7	19.8	19.2	20.6	16.5	22.6
N	10	10	10	10	10	10	10

GROUP: 0.5:0.5 mg base/kg/day							
861	193	158	112	67	63	50	64
862	--	--	--	--	--	--	--
863	--	--	--	--	--	--	--
864	170	166	101	71	68	56	63
865	--	--	--	--	--	--	--
866	--	--	--	--	--	--	--
867	197	133	108	78	80	84	66
868	185	142	131	74	95	77	55
869	--	--	--	--	--	--	--
870	--	--	--	--	--	--	--
871	229	175	105	78	69	52	48
872	--	--	--	--	--	--	--
873	193	148	105	83	70	72	81
874	140	142	81	49	44	44	38
875	--	--	--	--	--	--	--
876	--	--	--	--	--	--	--
877	203	188	123	82	80	70	81
878	--	--	--	--	--	--	--
879	129	128	89	59	63	54	65
880	246	195	124	83	77	78	60
MEAN	189	158	108	72	71	64	62
SD	35.8	23.0	15.6	11.3	13.5	14.0	13.2
N	10	10	10	10	10	10	10

(--)-Data Unavailable

DRAFT

THIRTEEN WEEK ORAL TOXICITY STUDY OF WR 238605  
WITH A THIRTEEN WEEK RECOVERY PERIOD IN RATS

IND. ANIMAL CLINICAL CHEMISTRY REPORT BY GROUP  
TEST: Alkaline Phosphatase

STUDY ID: 098  
ABBR: ALKP

SEX: FEMALE  
UNITS: U/L

ANIMAL ID	Week 2	Week 4	Week 8	Week 13	Week 16	Week 21	Week 26
GROUP: 6.0:6.0 mg base/kg/day							
901	213	128	102	73	75	50	47
902	193	127	92	70	94	75	87
903	--	--	--	--	--	--	--
904	116	89	53	36	44	31	31
905	--	--	--	--	--	--	--
906	--	--	--	--	--	--	--
907	--	--	--	--	--	--	--
908	223	162	120	71	99	76	68
909	237	163	108	136	115	90	79
910	--	--	--	--	--	--	--
911	--	--	--	--	--	--	--
912	273	207	112	--	82	85	56
913	--	--	--	--	--	--	--
914	--	--	--	--	--	--	--
915	191	164	107	76	115	58	68
916	190	141	126	88	89	76	75
917	--	--	--	--	--	--	--
918	160	117	67	62	72	44	33
919	210	149	108	71	97	87	76
920	--	--	--	--	--	--	--
MEAN	201	145	100	76	88	67	62
SD	42.7	32.3	23.0	26.5	21.3	20.2	19.5
N	10	10	10	9	10	10	10

GROUP: 18.0:18.0 mg base/kg/day							
941	137	97	77	77	74	73	66
942	395	200	113	278	106	98	109
943	--	--	--	--	--	--	--
944	163	102	93	69	63	60	60
945	--	--	--	--	--	--	--
946	--	--	--	--	--	--	--
947	--	--	--	--	--	--	--
948	--	--	--	--	--	--	--
949	165	111	91	86	101	86	84
950	--	--	--	--	--	--	--
951	--	--	--	--	--	--	--
952	--	--	--	--	--	--	--
953	150	114	92	66	68	78	86
954	195	110	95	67	74	61	64
955	--	--	--	--	--	--	--
956	184	130	114	66	80	--	--
957	266	135	85	57	64	53	72
958	--	--	--	--	--	--	--
959	110	79	61	45	45	39	41
960	117	100	60	62	38	36	33
MEAN	188	118	88	87	71	65	68
SD	85.2	33.0	18.4	67.9	21.4	20.8	23.2
N	10	10	10	10	10	9	9

(--)-Data Unavailable

THIRTEEN WEEK ORAL TOXICITY STUDY OF WR 238605  
WITH A THIRTEEN WEEK RECOVERY PERIOD IN RATS

DRAFT

IND. ANIMAL CLINICAL CHEMISTRY REPORT BY GROUP  
TEST: Lactate Dehydrogenase

STUDY ID: 098  
ABBR: LDH

SEX: FEMALE  
UNITS: U/L

ANIMAL ID	Week 2	Week 4	Week 8	Week 13	Week 16	Week 21	Week 26
GROUP: 0:0 mg base/kg/day							
821	--	--	--	--	--	--	--
822	--	--	--	--	--	--	--
823	1306a	188	373	85	630	326	75
824	55	245	466	320	465	158	36
825	--	--	--	--	--	--	--
826	--	--	--	--	--	--	--
827	59	382	83	130	95	182	393
828	--	--	--	--	--	--	--
829	--	--	--	--	--	--	--
830	53	61	438	443	310	115	200
831	58	124	127	197	119	220	200
832	--	--	--	--	--	--	--
833	--	--	--	--	--	--	--
834	52	165	224	332	44	520	63
835	41	158	229	566	89	412	56
836	45	47	58	230	276	91	236
837	134	433	219	92	713	778	185
838	--	--	--	--	--	--	--
839	--	--	--	--	--	--	--
840	339	155	409	127	75	106	58
MEAN	93	196	263	252	282	291	150
SD	96.4	126.0	150.1	161.1	244.8	222.4	113.6
N	9	10	10	10	10	10	10
GROUP: 0.5:0.5 mg base/kg/day							
861	75	245	303	83	66	184	286
862	--	--	--	--	--	--	--
863	--	--	--	--	--	--	--
864	84	109	129	176	318	309	260
865	--	--	--	--	--	--	--
866	--	--	--	--	--	--	--
867	142	56	172	230	108	373	69
868	43	199	91	436	277	386	50
869	--	--	--	--	--	--	--
870	--	--	--	--	--	--	--
871	331	97	100	197	365	100	727
872	--	--	--	--	--	--	--
873	70	77	60	213	325	187	132
874	381	102	45	141	592	359	311
875	--	--	--	--	--	--	--
876	--	--	--	--	--	--	--
877	337	327	82	800	117	461	817
878	--	--	--	--	--	--	--
879	198	31	77	313	59	174	336
880	139	169	50	384	261	101	509
MEAN	180	141	111	297	249	263	350
SD	125.8	92.8	77.5	207.2	166.5	129.3	261.6
N	10	10	10	10	10	10	10

(--)-Data Unavailable

@ -Void

DRAFT

THIRTEEN WEEK ORAL TOXICITY STUDY OF WR 238605 WITH A THIRTEEN WEEK RECOVERY PERIOD IN RATS

IND. ANIMAL CLINICAL CHEMISTRY REPORT BY GROUP TEST: Lactate Dehydrogenase

STUDY ID: 098  
ABBR: LDH

SEX: FEMALE  
UNITS: U/L

ANIMAL ID	Week 2	Week 4	Week 8	Week 13	Week 16	Week 21	Week 26
GROUP: 6.0:6.0 mg base/kg/day							
901	154	146	48	125	117	207	77
902	88	64	66	148	171	115	131
903	--	--	--	--	--	--	--
904	76	60	114	34	805	125	60
905	--	--	--	--	--	--	--
906	--	--	--	--	--	--	--
907	--	--	--	--	--	--	--
908	452	637	127	145	139	57	93
909	40	156	130	1569	138	191	135
910	--	--	--	--	--	--	--
911	--	--	--	--	--	--	--
912	49	55	82	--	295	184	255
913	--	--	--	--	--	--	--
914	--	--	--	--	--	--	--
915	97	185	85	446	271	384	754
916	129	291	168	80	232	351	87
917	--	--	--	--	--	--	--
918	44	520	42	180	129	306	76
919	48	64	488	81	103	229	187
920	--	--	--	--	--	--	--
MEAN	118	218	135	312	240	215	186
SD	123.5	205.8	130.2	486.0	209.5	105.5	208.5
N	10	10	10	9	10	10	10

GROUP: 18.0:18.0 mg base/kg/day							
941	368	231	295	432	92	366	528
942	546	181	81	182	66	378	104
943	--	--	--	--	--	--	--
944	375	203	191	265	146	84	39
945	--	--	--	--	--	--	--
946	--	--	--	--	--	--	--
947	--	--	--	--	--	--	--
948	--	--	--	--	--	--	--
949	473	198	256	452	157	121	161
950	--	--	--	--	--	--	--
951	--	--	--	--	--	--	--
952	--	--	--	--	--	--	--
953	236	206	222	261	51	79	54
954	395	162	335	383	78	324	347
955	--	--	--	--	--	--	--
956	315	257	429	373	85	--	--
957	483	327	183	287	74	294	38
958	--	--	--	--	--	--	--
959	118	144	199	185	251	330	53
960	781	331	426	524	177	232	184
MEAN	409	224	262	334	118	245	168
SD	180.5	63.9	111.0	116.0	63.2	121.0	168.0
N	10	10	10	10	10	9	9

(--)-Data Unavailable

DRAFT

THIRTEEN WEEK ORAL TOXICITY STUDY OF WR 238605  
WITH A THIRTEEN WEEK RECOVERY PERIOD IN RATS

IND. ANIMAL CLINICAL CHEMISTRY REPORT BY GROUP  
TEST: Creatine Kinase

STUDY ID: 098  
ABBR: CK

SEX: FEMALE  
UNITS: U/L

ANIMAL ID	Week 2	Week 4	Week 8	Week 13	Week 16	Week 21	Week 26
GROUP: 0:0 mg base/kg/day							
821	--	--	--	--	--	--	--
822	--	--	--	--	--	--	--
823	1315	165	174	66	249	196	106
824	87	143	252	703	240	393	65
825	--	--	--	--	--	--	--
826	--	--	--	--	--	--	--
827	80	440	192	694	87	146	71
828	--	--	--	--	--	--	--
829	--	--	--	--	--	--	--
830	103	119	248	1097	118	244	335
831	143	94	95	129	180	111	109
832	--	--	--	--	--	--	--
833	--	--	--	--	--	--	--
834	81	137	162	379	64	219	58
835	87	217	90	478	62	542	77
836	85	168	109	216	298	129	603
837	340	409	146	56	387	570	151
838	--	--	--	--	--	--	--
839	--	--	--	--	--	--	--
840	750	345	164	100	91	135	67
MEAN	307	224	163	392	178	269	164
SD	412.4	126.6	57.0	349.1	112.0	172.1	174.9
N	10	10	10	10	10	10	10

GROUP: 0.5:0.5 mg base/kg/day							
861	122	357	224	106	256	410	573
862	--	--	--	--	--	--	--
863	--	--	--	--	--	--	--
864	76	232	205	303	148	156	194
865	--	--	--	--	--	--	--
866	--	--	--	--	--	--	--
867	203	78	117	487	76	166	138
868	89	137	83	404	995	252	63
869	--	--	--	--	--	--	--
870	--	--	--	--	--	--	--
871	519	110	104	396	772	134	1072a
872	--	--	--	--	--	--	--
873	111	72	98	66	278	716	234
874	480	297	60	323	655	339	414
875	--	--	--	--	--	--	--
876	--	--	--	--	--	--	--
877	195	240	70	1382	291	191	773
878	--	--	--	--	--	--	--
879	400	59	116	204	78	190	401
880	679	118	49	1094	113	225	1259a
MEAN	287	170	113	477	366	278	349
SD	214.7	104.1	58.5	427.8	324.6	176.4	239.2
N	10	10	10	10	10	10	8

(--)-Data Unavailable

a -Void

DRAFT

THIRTEEN WEEK ORAL TOXICITY STUDY OF WR 238605  
WITH A THIRTEEN WEEK RECOVERY PERIOD IN RATS

IND. ANIMAL CLINICAL CHEMISTRY REPORT BY GROUP  
TEST: Creatine Kinase

STUDY ID: 098  
ABBR: CK

SEX: FEMALE  
UNITS: U/L

ANIMAL ID	Week 2	Week 4	Week 8	Week 13	Week 16	Week 21	Week 26
GROUP: 6.0:6.0 mg base/kg/day							
901	268	106	74	733	224	127	82
902	62	218	76	87	94	175	71
903	--	--	--	--	--	--	--
904	79	53	102	109	642	109	72
905	--	--	--	--	--	--	--
906	--	--	--	--	--	--	--
907	--	--	--	--	--	--	--
908	396	232	48	272	97	66	198
909	72	397	140	600	72	114	117
910	--	--	--	--	--	--	--
911	--	--	--	--	--	--	--
912	61	72	64	--	252	653	231
913	--	--	--	--	--	--	--
914	--	--	--	--	--	--	--
915	111	385	123	1065	209	308	409
916	142	184	77	102	1111	192	99
917	--	--	--	--	--	--	--
918	130	250	58	118	95	136	75
919	78	77	283	77	215	180	169
920	--	--	--	--	--	--	--
MEAN	140	197	105	351	301	206	152
SD	109.2	124.3	69.1	361.2	329.3	170.2	106.7
N	10	10	10	9	10	10	10

GROUP: 18.0:18.0 mg base/kg/day							
941	114	286	127	709	338	337	216
942	109	69	73	84	233	209	81
943	--	--	--	--	--	--	--
944	171	159	73	153	399	72	69
945	--	--	--	--	--	--	--
946	--	--	--	--	--	--	--
947	--	--	--	--	--	--	--
948	--	--	--	--	--	--	--
949	156	110	126	214	199	295	107
950	--	--	--	--	--	--	--
951	--	--	--	--	--	--	--
952	--	--	--	--	--	--	--
953	106	135	86	167	68	196	84
954	96	122	556	211	100	289	394
955	--	--	--	--	--	--	--
956	127	130	823	86	225	--	--
957	151	457	111	330	63	310	49
958	--	--	--	--	--	--	--
959	78	273	168	79	377	389	63
960	338	411	197	1158	80	154	64
MEAN	150	215	234	319	208	250	125
SD	88.6	134.6	251.3	349.1	129.8	99.7	112.4
N	10	10	10	10	10	9	9

(--)-Data Unavailable

THIRTEEN WEEK ORAL TOXICITY STUDY OF WR 238605  
WITH A THIRTEEN WEEK RECOVERY PERIOD IN RATS

DRAFT

IND. ANIMAL CLINICAL CHEMISTRY REPORT BY GROUP  
TEST: Blood Urea Nitrogen

STUDY ID: 098  
ABBR: BUN

SEX: FEMALE  
UNITS: mg/dL

ANIMAL ID	Week 2	Week 4	Week 8	Week 13	Week 16	Week 21	Week 26
GROUP: 0:0 mg base/kg/day							
821	--	--	--	--	--	--	--
822	--	--	--	--	--	--	--
823	11.5	13.9	11.8	9.9	13.9	15.1	14.8
824	18.0	14.9	12.3	13.4	14.9	15.4	9.4
825	--	--	--	--	--	--	--
826	--	--	--	--	--	--	--
827	15.0	13.6	14.2	12.3	9.9	15.2	9.2
828	--	--	--	--	--	--	--
829	--	--	--	--	--	--	--
830	12.8	14.7	13.3	13.2	11.6	11.9	10.6
831	15.2	12.6	11.9	12.1	13.4	14.4	10.2
832	--	--	--	--	--	--	--
833	--	--	--	--	--	--	--
834	12.2	11.1	13.9	12.4	11.1	16.0	13.3
835	20.3	16.1	16.4	14.2	12.0	16.9	10.6
836	11.3	15.6	13.8	13.9	12.3	10.4	16.4
837	17.0	10.4	10.3	14.0	12.5	13.7	10.5
838	--	--	--	--	--	--	--
839	--	--	--	--	--	--	--
840	14.0	13.7	17.5	13.8	10.9	15.9	10.8
MEAN	14.7	13.7	13.5	12.9	12.3	14.5	11.6
SD	2.98	1.85	2.17	1.30	1.50	2.00	2.42
N	10	10	10	10	10	10	10

GROUP: 0.5:0.5 mg base/kg/day							
861	15.8	18.1	18.5	11.0	13.8	12.6	24.8
862	--	--	--	--	--	--	--
863	--	--	--	--	--	--	--
864	19.4	18.8	16.5	14.4	13.2	15.8	12.3
865	--	--	--	--	--	--	--
866	--	--	--	--	--	--	--
867	12.1	11.5	10.5	14.1	9.4	10.6	9.1
868	16.3	14.2	13.2	14.8	14.8	14.7	15.9
869	--	--	--	--	--	--	--
870	--	--	--	--	--	--	--
871	16.3	16.1	13.7	15.8	20.8	16.5	20.1
872	--	--	--	--	--	--	--
873	14.4	12.8	13.3	13.9	12.9	15.2	10.2
874	16.0	16.1	12.3	11.9	12.3	13.0	9.4
875	--	--	--	--	--	--	--
876	--	--	--	--	--	--	--
877	17.0	17.2	10.7	19.8	12.2	14.9	19.1
878	--	--	--	--	--	--	--
879	18.1	13.1	14.0	15.5	13.4	13.0	12.9
880	20.1	16.5	16.7	13.7	15.6	14.1	16.9
MEAN	16.6	15.4	13.9	14.5	13.8	14.0	15.1
SD	2.33	2.43	2.60	2.38	2.96	1.76	5.21
N	10	10	10	10	10	10	10

(--)-Data Unavailable

THIRTEEN WEEK ORAL TOXICITY STUDY OF WR 238605  
WITH A THIRTEEN WEEK RECOVERY PERIOD IN RATS

DRAFT

IND. ANIMAL CLINICAL CHEMISTRY REPORT BY GROUP  
TEST: Blood Urea Nitrogen

STUDY ID: 098  
ABBR: BUN

SEX: FEMALE  
UNITS: mg/dL

ANIMAL ID	Week 2	Week 4	Week 8	Week 13	Week 16	Week 21	Week 26
GROUP: 6.0:6.0 mg base/kg/day							
901	19.5	17.5	10.4	14.3	14.5	14.2	12.3
902	14.2	16.8	11.6	11.7	13.8	16.0	15.1
903	--	--	--	--	--	--	--
904	13.6	16.2	17.3	14.1	14.4	13.3	12.3
905	--	--	--	--	--	--	--
906	--	--	--	--	--	--	--
907	--	--	--	--	--	--	--
908	15.7	14.2	11.8	10.7	14.0	11.3	12.7
909	14.7	17.1	10.6	15.0	15.8	15.0	15.0
910	--	--	--	--	--	--	--
911	--	--	--	--	--	--	--
912	17.6	15.6	13.4	--	16.8	17.6	18.6
913	--	--	--	--	--	--	--
914	--	--	--	--	--	--	--
915	16.8	16.7	15.4	13.4	12.3	13.8	17.7
916	19.4	16.3	17.9	15.2	13.2	15.1	9.6
917	--	--	--	--	--	--	--
918	14.3	16.7	14.5	16.4	15.6	15.0	13.7
919	18.1	17.6	17.4	15.0	15.7	14.1	14.7
920	--	--	--	--	--	--	--
MEAN	16.4	16.5	14.0	14.0	14.6	14.5	14.2
SD	2.20	1.00	2.89	1.80	1.37	1.67	2.67
N	10	10	10	9	10	10	10

GROUP: 18.0:18.0 mg base/kg/day							
941	17.0	17.9	20.5	17.2	12.4	18.9	11.4
942	6.8	19.3	15.1	13.3	11.1	15.8	11.9
943	--	--	--	--	--	--	--
944	11.8	16.0	16.4	10.9	14.0	15.7	20.5
945	--	--	--	--	--	--	--
946	--	--	--	--	--	--	--
947	--	--	--	--	--	--	--
948	--	--	--	--	--	--	--
949	17.8	10.4	10.5	13.6	13.9	16.9	15.3
950	--	--	--	--	--	--	--
951	--	--	--	--	--	--	--
952	--	--	--	--	--	--	--
953	16.8	13.6	14.3	13.0	12.5	11.8	14.1
954	13.6	15.4	12.9	18.3	9.7	13.8	15.2
955	--	--	--	--	--	--	--
956	16.9	15.6	14.0	12.4	10.9	--	--
957	8.9	12.6	12.5	15.5	9.5	14.1	9.7
958	--	--	--	--	--	--	--
959	11.4	10.7	14.4	12.8	10.2	15.7	11.9
960	21.2	16.7	15.5	13.2	15.0	14.2	15.2
MEAN	14.2	14.8	14.6	14.0	11.9	15.2	13.9
SD	4.48	2.95	2.66	2.28	1.94	2.04	3.18
N	10	10	10	10	10	9	9

(--)-Data Unavailable

DRAFT

THIRTEEN WEEK ORAL TOXICITY STUDY OF WR 238605  
WITH A THIRTEEN WEEK RECOVERY PERIOD IN RATS

IND. ANIMAL CLINICAL CHEMISTRY REPORT BY GROUP  
TEST: Creatinine

STUDY ID: 098  
ABBR: CREA

SEX: FEMALE  
UNITS: mg/dL

ANIMAL ID	Week 2	Week 4	Week 8	Week 13	Week 16	Week 21	Week 26
GROUP: 0:0 mg base/kg/day							
821	--	--	--	--	--	--	--
822	--	--	--	--	--	--	--
823	0.59	0.51	0.57	0.57	0.61	0.60	0.62
824	0.50	0.49	0.53	0.75	0.68	0.86 <sup>a</sup>	0.65
825	--	--	--	--	--	--	--
826	--	--	--	--	--	--	--
827	0.43	0.81	0.75	0.65	0.62	0.68	0.55
828	--	--	--	--	--	--	--
829	--	--	--	--	--	--	--
830	0.42	0.50	0.56	0.57	0.56	0.59	0.63
831	0.42	0.50	0.53	0.54	0.64	0.67	0.50
832	--	--	--	--	--	--	--
833	--	--	--	--	--	--	--
834	0.42	0.50	0.50	0.67	0.59	0.70	0.61
835	0.51	0.51	0.60	0.62	0.60	0.58	0.53
836	0.43	0.46	0.53	0.61	0.54	0.67	0.65
837	0.54	0.53	0.49	0.55	0.57	0.60	0.54
838	--	--	--	--	--	--	--
839	--	--	--	--	--	--	--
840	0.59	0.59	0.62	0.64	0.55	0.60	0.53
MEAN	0.49	0.54	0.57	0.62	0.60	0.63	0.58
SD	0.070	0.101	0.076	0.064	0.044	0.047	0.056
N	10	10	10	10	10	9	10

GROUP: 0.5:0.5 mg base/kg/day							
861	0.44	0.53	0.57	0.51	0.58	0.57	0.51
862	--	--	--	--	--	--	--
863	--	--	--	--	--	--	--
864	0.50	0.64	0.55	0.64	0.58	0.62	0.62
865	--	--	--	--	--	--	--
866	--	--	--	--	--	--	--
867	0.42	0.51	0.62	0.60	0.55	0.63	0.54
868	0.51	0.52	0.55	0.70	0.61	0.59	0.56
869	--	--	--	--	--	--	--
870	--	--	--	--	--	--	--
871	0.44	0.52	0.53	0.65	0.69	0.59	0.74
872	--	--	--	--	--	--	--
873	0.48	0.49	0.54	0.65	0.61	0.69	0.55
874	0.46	0.57	0.52	0.53	0.57	0.60	0.59
875	--	--	--	--	--	--	--
876	--	--	--	--	--	--	--
877	0.50	0.61	0.54	0.84	0.58	0.63	0.91
878	--	--	--	--	--	--	--
879	0.50	0.48	0.54	0.56	0.60	0.60	0.61
880	0.57	0.54	0.62	0.73	0.68	0.65	0.77
MEAN	0.48	0.54	0.56	0.64	0.61	0.62	0.64
SD	0.044	0.051	0.035	0.099	0.046	0.035	0.127
N	10	10	10	10	10	10	10

(--)-Data Unavailable

<sup>a</sup> -Void

DRAFT

THIRTEEN WEEK ORAL TOXICITY STUDY OF WR 238605  
WITH A THIRTEEN WEEK RECOVERY PERIOD IN RATS

IND. ANIMAL CLINICAL CHEMISTRY REPORT BY GROUP  
TEST: Creatinine

STUDY ID: 098  
ABBR: CREA

SEX: FEMALE  
UNITS: mg/dL

ANIMAL ID	Week 2	Week 4	Week 8	Week 13	Week 16	Week 21	Week 26
GROUP: 6.0:6.0 mg base/kg/day							
901	0.55	0.65	0.60	0.64	0.58	0.62	0.58
902	0.48	0.58	0.54	0.68	0.64	0.67	0.69
903	--	--	--	--	--	--	--
904	0.50	0.49	0.60	0.62	0.64	0.62	0.57
905	--	--	--	--	--	--	--
906	--	--	--	--	--	--	--
907	--	--	--	--	--	--	--
908	0.42	0.45	0.52	0.59	0.59	0.56	0.56
909	0.48	0.69	0.58	0.70	0.60	0.56	0.55
910	--	--	--	--	--	--	--
911	--	--	--	--	--	--	--
912	0.51	0.58	0.58	--	0.61	0.68	0.61
913	--	--	--	--	--	--	--
914	--	--	--	--	--	--	--
915	0.48	0.66	0.66	0.66	0.59	0.68	0.64
916	0.64	0.53	0.67	0.62	0.70	0.62	0.59
917	--	--	--	--	--	--	--
918	0.41	0.55	0.49	0.66	0.58	0.62	0.56
919	0.47	0.50	0.55	0.56	0.57	0.56	0.59
920	--	--	--	--	--	--	--
MEAN	0.49	0.57	0.58	0.64	0.61	0.62	0.59
SD	0.065	0.079	0.057	0.044	0.040	0.048	0.043
N	10	10	10	9	10	10	10

GROUP: 18.0:18.0 mg base/kg/day							
941	0.48	0.52	0.61	0.56	0.55	0.61	0.62
942	0.35	0.52	0.54	0.63	0.48	0.51	0.53
943	--	--	--	--	--	--	--
944	0.41	0.43	0.62	0.67	0.56	0.59	0.58
945	--	--	--	--	--	--	--
946	--	--	--	--	--	--	--
947	--	--	--	--	--	--	--
948	--	--	--	--	--	--	--
949	0.57	0.44	0.47	0.61	0.62	0.55	0.56
950	--	--	--	--	--	--	--
951	--	--	--	--	--	--	--
952	--	--	--	--	--	--	--
953	0.49	0.47	0.55	0.58	0.54	0.64	0.63
954	0.40	0.47	0.60	0.62	0.52	0.52	0.59
955	--	--	--	--	--	--	--
956	0.45	0.49	0.57	0.61	0.57	--	--
957	0.40	0.55	0.54	0.59	0.55	0.53	0.53
958	--	--	--	--	--	--	--
959	0.39	0.46	0.60	0.61	0.52	0.61	0.48
960	0.65	0.58	0.55	0.63	0.54	0.55	0.60
MEAN	0.46	0.49	0.57	0.61	0.55	0.57	0.57
SD	0.092	0.049	0.045	0.030	0.037	0.046	0.049
N	10	10	10	10	10	9	9

(--)-Data Unavailable

THIRTEEN WEEK ORAL TOXICITY STUDY OF WR 238605  
WITH A THIRTEEN WEEK RECOVERY PERIOD IN RATS

DRAFT

IND. ANIMAL CLINICAL CHEMISTRY REPORT BY GROUP  
TEST: Sodium

STUDY ID: 098  
ABBR: NA

SEX: FEMALE  
UNITS: mmol/L

ANIMAL ID	Week 2	Week 4	Week 8	Week 13	Week 16	Week 21	Week 26
GROUP: 0:0 mg base/kg/day							
821	--	--	--	--	--	--	--
822	--	--	--	--	--	--	--
823	143	144	143	143	140	141	143
824	146	141	144	147	144	146	148
825	--	--	--	--	--	--	--
826	--	--	--	--	--	--	--
827	146	146	146	145	146	144	145
828	--	--	--	--	--	--	--
829	--	--	--	--	--	--	--
830	144	144	142	143	142	143	145
831	143	142	144	144	146	143	145
832	--	--	--	--	--	--	--
833	--	--	--	--	--	--	--
834	143	145	143	148	144	141	145
835	143	144	143	144	143	141	146
836	144	142	143	144	143	144	149
837	141	143	142	144	142	141	144
838	--	--	--	--	--	--	--
839	--	--	--	--	--	--	--
840	144	145	144	146	145	141	147
MEAN	144	144	143	145	144	143	146
SD	1.5	1.6	1.2	1.7	1.9	1.8	1.8
N	10	10	10	10	10	10	10

GROUP: 0.5:0.5 mg base/kg/day

861	145	145	145	147	147	143	145
862	--	--	--	--	--	--	--
863	--	--	--	--	--	--	--
864	145	143	144	150	144	142	147
865	--	--	--	--	--	--	--
866	--	--	--	--	--	--	--
867	144	146	150 <sup>a</sup>	146	144	144	145
868	145	145	146	150	144	145	144
869	--	--	--	--	--	--	--
870	--	--	--	--	--	--	--
871	142	144	143	147	144	143	144
872	--	--	--	--	--	--	--
873	145	145	146	147	146	147	145
874	141	146	144	145	143	142	144
875	--	--	--	--	--	--	--
876	--	--	--	--	--	--	--
877	144	144	146	145	143	143	143
878	--	--	--	--	--	--	--
879	142	143	145	144	145	144	144
880	143	144	147	145	143	145	146
MEAN	144	145	145	147	144	144	145
SD	1.5	1.1	1.3	2.1	1.3	1.5	1.2
N	10	10	9	10	10	10	10

(--)-Data Unavailable

<sup>a</sup> -Void

THIRTEEN WEEK ORAL TOXICITY STUDY OF WR 238605  
WITH A THIRTEEN WEEK RECOVERY PERIOD IN RATS

IND. ANIMAL CLINICAL CHEMISTRY REPORT BY GROUP  
TEST: Sodium

STUDY ID: 098  
ABBR: NA

SEX: FEMALE  
UNITS: mmol/L

ANIMAL ID	Week 2	Week 4	Week 8	Week 13	Week 16	Week 21	Week 26
GROUP: 6.0:6.0 mg base/kg/day							
901	142	138	146	147	145	144	146
902	146	144	145	144	148	147	145
903	--	--	--	--	--	--	--
904	146	143	145	148	145	142	144
905	--	--	--	--	--	--	--
906	--	--	--	--	--	--	--
907	--	--	--	--	--	--	--
908	144	141	146	146	146	146	148
909	143	145	142	145	145	143	145
910	--	--	--	--	--	--	--
911	--	--	--	--	--	--	--
912	146	143	146	--	145	148	146
913	--	--	--	--	--	--	--
914	--	--	--	--	--	--	--
915	140	145	144	146	143	143	140
916	142	145	142	143	143	143	147
917	--	--	--	--	--	--	--
918	144	141	146	145	143	141	144
919	144	144	143	145	145	141	143
920	--	--	--	--	--	--	--
MEAN	144	143	145	145	145	144	145
SD	2.0	2.3	1.6	1.5	1.5	2.4	2.3
N	10	10	10	9	10	10	10

GROUP: 18.0:18.0 mg base/kg/day							
941	139	142	141	143	142	141	145
942	138	141	144	144	142	139	146
943	--	--	--	--	--	--	--
944	144	145	145	145	141	141	144
945	--	--	--	--	--	--	--
946	--	--	--	--	--	--	--
947	--	--	--	--	--	--	--
948	--	--	--	--	--	--	--
949	143	143	144	142	145	142	144
950	--	--	--	--	--	--	--
951	--	--	--	--	--	--	--
952	--	--	--	--	--	--	--
953	145	144	142	143	144	145	147
954	143	143	145	144	144	142	144
955	--	--	--	--	--	--	--
956	143	144	144	144	147	--	--
957	143	143	145	146	143	141	145
958	--	--	--	--	--	--	--
959	145	144	146	144	144	144	145
960	144	144	142	144	144	144	145
MEAN	143	143	144	144	144	142	145
SD	2.4	1.2	1.6	1.1	1.7	1.9	1.0
N	10	10	10	10	10	9	9

(--)-Data Unavailable

THIRTEEN WEEK ORAL TOXICITY STUDY OF WR 238605  
WITH A THIRTEEN WEEK RECOVERY PERIOD IN RATS

IND. ANIMAL CLINICAL CHEMISTRY REPORT BY GROUP  
TEST: Potassium

STUDY ID: 098  
ABBR: K

SEX: FEMALE  
UNITS: mmol/L

ANIMAL ID	Week 2	Week 4	Week 8	Week 13	Week 16	Week 21	Week 26
GROUP: 0:0 mg base/kg/day							
821	--	--	--	--	--	--	--
822	--	--	--	--	--	--	--
823	5.93	5.79	6.07	5.69	5.82	5.77	5.03
824	6.18	5.85	6.68	5.79	6.06	5.39	5.52
825	--	--	--	--	--	--	--
826	--	--	--	--	--	--	--
827	5.08	5.20	4.73	6.05	5.63	5.26	5.81
828	--	--	--	--	--	--	--
829	--	--	--	--	--	--	--
830	5.16	5.43	5.37	5.80	5.43	5.91	5.16
831	5.77	6.07	5.83	5.84	5.86	5.67	5.54
832	--	--	--	--	--	--	--
833	--	--	--	--	--	--	--
834	5.80	5.61	6.02	6.04	5.23	5.78	4.96
835	5.48	5.61	5.78	5.64	5.48	5.87	5.67
836	4.90	5.82	5.77	6.38	5.95	5.31	5.88
837	5.61	6.45	5.36	5.59	5.87	6.09	5.75
838	--	--	--	--	--	--	--
839	--	--	--	--	--	--	--
840	6.22	5.32	5.23	5.65	5.30	5.45	5.18
MEAN	5.61	5.72	5.68	5.85	5.66	5.65	5.45
SD	0.455	0.369	0.539	0.245	0.290	0.282	0.340
N	10	10	10	10	10	10	10

GROUP: 0.5:0.5 mg base/kg/day							
861	5.85	6.93	8.18	5.75	6.17	4.88	5.90
862	--	--	--	--	--	--	--
863	--	--	--	--	--	--	--
864	6.16	5.29	5.90	5.37	5.42	5.01	5.23
865	--	--	--	--	--	--	--
866	--	--	--	--	--	--	--
867	6.02	5.13	6.72	7.21	5.71	5.36	5.67
868	5.31	6.07	5.24	5.93	6.02	5.95	4.86
869	--	--	--	--	--	--	--
870	--	--	--	--	--	--	--
871	5.80	6.21	5.79	5.76	5.75	6.03	5.27
872	--	--	--	--	--	--	--
873	5.44	6.04	5.89	5.40	5.88	6.27	5.75
874	5.97	6.21	5.46	5.83	6.17	6.28	5.40
875	--	--	--	--	--	--	--
876	--	--	--	--	--	--	--
877	5.96	5.44	5.59	5.98	5.74	5.68	5.45
878	--	--	--	--	--	--	--
879	5.97	4.94	5.58	5.44	5.16	5.61	5.69
880	7.12	5.77	5.60	6.74	6.07	5.73	5.68
MEAN	5.96	5.80	6.00	5.94	5.81	5.68	5.49
SD	0.485	0.608	0.863	0.596	0.328	0.483	0.310
N	10	10	10	10	10	10	10

(--)-Data Unavailable

THIRTEEN WEEK ORAL TOXICITY STUDY OF WR 238605  
WITH A THIRTEEN WEEK RECOVERY PERIOD IN RATS

IND. ANIMAL CLINICAL CHEMISTRY REPORT BY GROUP  
TEST: Potassium

STUDY ID: 098  
ABBR: K

SEX: FEMALE  
UNITS: mmol/L

ANIMAL ID	Week 2	Week 4	Week 8	Week 13	Week 16	Week 21	Week 26
GROUP: 6.0:6.0 mg base/kg/day							
901	5.96	5.47	5.41	6.48	5.31	5.38	5.04
902	5.47	4.86	5.30	5.44	5.62	5.92	5.44
903	--	--	--	--	--	--	--
904	5.63	5.34	5.68	5.80	6.05	5.38	4.90
905	--	--	--	--	--	--	--
906	--	--	--	--	--	--	--
907	--	--	--	--	--	--	--
908	6.32	5.89	5.29	5.34	5.46	5.13	5.57
909	5.72	5.73	6.12	5.58	5.79	5.46	5.79
910	--	--	--	--	--	--	--
911	--	--	--	--	--	--	--
912	6.53	5.12	5.28	--	5.03	6.07	5.34
913	--	--	--	--	--	--	--
914	--	--	--	--	--	--	--
915	5.59	6.51	5.80	5.02	5.20	5.13	5.23
916	5.42	6.06	5.57	5.16	6.58	5.58	5.20
917	--	--	--	--	--	--	--
918	5.81	6.12	5.55	5.59	5.60	6.38	5.46
919	5.22	5.29	6.32	4.81	5.23	5.71	5.52
920	--	--	--	--	--	--	--
MEAN	5.77	5.64	5.63	5.47	5.59	5.61	5.35
SD	0.407	0.511	0.358	0.488	0.462	0.408	0.264
N	10	10	10	9	10	10	10

GROUP: 18.0:18.0 mg base/kg/day							
941	5.69	5.89	5.97	5.90	5.52	5.81	5.78
942	5.52	5.09	5.09	5.27	4.96	5.34	4.84
943	--	--	--	--	--	--	--
944	6.08	5.72	4.96	5.03	5.86	5.19	5.42
945	--	--	--	--	--	--	--
946	--	--	--	--	--	--	--
947	--	--	--	--	--	--	--
948	--	--	--	--	--	--	--
949	5.53	5.44	5.20	5.96	5.58	5.09	4.52
950	--	--	--	--	--	--	--
951	--	--	--	--	--	--	--
952	--	--	--	--	--	--	--
953	5.94	5.93	6.18	5.57	4.98	5.67	5.50
954	5.63	5.89	6.56	6.06	5.36	5.42	5.84
955	--	--	--	--	--	--	--
956	5.79	5.73	7.00	4.80	5.34	--	--
957	5.86	5.70	5.25	6.72	5.36	5.79	5.18
958	--	--	--	--	--	--	--
959	5.43	5.24	5.76	5.17	5.97	5.80	5.30
960	6.86	5.91	6.34	6.48	5.86	5.80	5.21
MEAN	5.83	5.65	5.83	5.70	5.48	5.55	5.29
SD	0.414	0.298	0.695	0.635	0.351	0.289	0.421
N	10	10	10	10	10	9	9

(--)-Data Unavailable

THIRTEEN WEEK ORAL TOXICITY STUDY OF WR 238605  
WITH A THIRTEEN WEEK RECOVERY PERIOD IN RATS

DRAFT

IND. ANIMAL CLINICAL CHEMISTRY REPORT BY GROUP  
TEST: Chloride

STUDY ID: 098  
ABBR: CL

SEX: FEMALE  
UNITS: mEq/L

ANIMAL ID	Week 2	Week 4	Week 8	Week 13	Week 16	Week 21	Week 26
GROUP: 0:0 mg base/kg/day							
821	--	--	--	--	--	--	--
822	--	--	--	--	--	--	--
823	126	125	117	118	117	126	114
824	111	118	118	118	120	122	115
825	--	--	--	--	--	--	--
826	--	--	--	--	--	--	--
827	115	119	114	113	115	123	115
828	--	--	--	--	--	--	--
829	--	--	--	--	--	--	--
830	125	111	115	119	118	119	104
831	125	113	112	116	113	117	104
832	--	--	--	--	--	--	--
833	--	--	--	--	--	--	--
834	121	110	111	123	119	118	108
835	110	111	109	113	116	110	115
836	116	114	114	120	114	115	109
837	111	117	114	112	122	125	109
838	--	--	--	--	--	--	--
839	--	--	--	--	--	--	--
840	115	112	125	117	110	121	108
MEAN	118	115	115	117	116	120	110
SD	6.3	4.7	4.4	3.5	3.6	4.9	4.4
N	10	10	10	10	10	10	10

GROUP: 0.5:0.5 mg base/kg/day							
861	116	119	114	113	112	117	108
862	--	--	--	--	--	--	--
863	--	--	--	--	--	--	--
864	113	122	113	116	113	117	111
865	--	--	--	--	--	--	--
866	--	--	--	--	--	--	--
867	122	108	116	121	118	122	107
868	110	112	110	119	122	123	111
869	--	--	--	--	--	--	--
870	--	--	--	--	--	--	--
871	121	112	110	119	124	113	117
872	--	--	--	--	--	--	--
873	118	117	106	117	115	113	114
874	114	111	110	117	121	115	112
875	--	--	--	--	--	--	--
876	--	--	--	--	--	--	--
877	124	112	111	121	111	118	114
878	--	--	--	--	--	--	--
879	120	115	115	114	115	117	114
880	112	111	120	118	121	112	108
MEAN	117	114	113	118	117	117	112
SD	4.7	4.3	4.0	2.7	4.6	3.7	3.2
N	10	10	10	10	10	10	10

(--)-Data Unavailable

THIRTEEN WEEK ORAL TOXICITY STUDY OF WR 238605  
WITH A THIRTEEN WEEK RECOVERY PERIOD IN RATS

IND. ANIMAL CLINICAL CHEMISTRY REPORT BY GROUP  
TEST: Chloride

STUDY ID: 098  
ABBR: CL

SEX: FEMALE  
UNITS: mEq/L

ANIMAL ID	Week 2	Week 4	Week 8	Week 13	Week 16	Week 21	Week 26
GROUP: 6.0:6.0 mg base/kg/day							
901	111	129	114	120	113	115	106
902	124	113	115	122	114	118	107
903	--	--	--	--	--	--	--
904	114	114	115	118	116	115	114
905	--	--	--	--	--	--	--
906	--	--	--	--	--	--	--
907	--	--	--	--	--	--	--
908	119	119	109	84	111	119	104
909	115	126	117	119	122	120	113
910	--	--	--	--	--	--	--
911	--	--	--	--	--	--	--
912	124	120	133	--	119	121	109
913	--	--	--	--	--	--	--
914	--	--	--	--	--	--	--
915	115	123	117	114	116	117	103
916	110	111	125	119	124	119	108
917	--	--	--	--	--	--	--
918	118	114	109	118	113	120	103
919	110	117	121	120	113	121	111
920	--	--	--	--	--	--	--
MEAN	116	119	118	115	116	119	108
SD	5.2	5.9	7.3	11.8	4.3	2.2	4.0
N	10	10	10	9	10	10	10

GROUP: 18.0:18.0 mg base/kg/day							
941	117	118	118	123	110	121	105
942	126	111	126	123	112	123	108
943	--	--	--	--	--	--	--
944	119	118	116	120	124	115	108
945	--	--	--	--	--	--	--
946	--	--	--	--	--	--	--
947	--	--	--	--	--	--	--
948	--	--	--	--	--	--	--
949	121	124	112	119	114	119	111
950	--	--	--	--	--	--	--
951	--	--	--	--	--	--	--
952	--	--	--	--	--	--	--
953	111	112	124	123	120	113	110
954	118	110	115	125	114	122	107
955	--	--	--	--	--	--	--
956	127	109	114	115	112	--	--
957	118	122	117	122	115	117	114
958	--	--	--	--	--	--	--
959	120	119	117	118	121	123	105
960	120	114	124	121	121	125	120
MEAN	120	116	118	121	116	120	110
SD	4.5	5.2	4.7	3.0	4.8	4.1	4.8
N	10	10	10	10	10	9	9

(--)-Data Unavailable

THIRTEEN WEEK ORAL TOXICITY STUDY OF WR 238605  
WITH A THIRTEEN WEEK RECOVERY PERIOD IN RATS

IND. ANIMAL CLINICAL CHEMISTRY REPORT BY GROUP  
TEST: Calcium

STUDY ID: 098  
ABBR: CA

SEX: FEMALE  
UNITS: mg/dL

ANIMAL ID	Week 2	Week 4	Week 8	Week 13	Week 16	Week 21	Week 26
GROUP: 0:0 mg base/kg/day							
821	--	--	--	--	--	--	--
822	--	--	--	--	--	--	--
823	11.6	10.8	10.2	10.4	10.5	10.3	11.5
824	11.9	11.1	10.0	10.5	10.4	11.1	10.5
825	--	--	--	--	--	--	--
826	--	--	--	--	--	--	--
827	11.5	10.2	10.7	11.2	11.6	11.0	11.2
828	--	--	--	--	--	--	--
829	--	--	--	--	--	--	--
830	11.9	10.6	10.2	10.9	10.3	11.0	11.5
831	11.7	10.8	10.0	10.1	10.9	11.5	10.3
832	--	--	--	--	--	--	--
833	--	--	--	--	--	--	--
834	12.0	10.9	11.7	10.6	10.8	10.8	11.4
835	11.7	10.8	11.2	10.9	11.4	11.2	10.4
836	11.5	11.2	10.6	11.7	11.1	11.3	10.7
837	11.5	11.4	10.3	11.5	12.1	11.9	11.6
838	--	--	--	--	--	--	--
839	--	--	--	--	--	--	--
840	12.1	11.6	11.3	10.7	10.5	11.5	10.8
MEAN	11.7	10.9	10.6	10.9	11.0	11.2	11.0
SD	0.22	0.40	0.60	0.50	0.59	0.44	0.50
N	10	10	10	10	10	10	10

GROUP: 0.5:0.5 mg base/kg/day							
861	11.9	11.9	11.8	11.2	11.9	11.3	11.5
862	--	--	--	--	--	--	--
863	--	--	--	--	--	--	--
864	11.2	11.7	10.9	10.1	10.5	10.6	11.0
865	--	--	--	--	--	--	--
866	--	--	--	--	--	--	--
867	11.7	10.5	10.7	11.4	11.0	10.8	10.7
868	10.7	10.9	9.9	10.0	10.1	11.5	11.0
869	--	--	--	--	--	--	--
870	--	--	--	--	--	--	--
871	11.4	10.2	10.0	10.3	11.1	10.1	10.0
872	--	--	--	--	--	--	--
873	12.4	10.8	10.5	8.6	11.3	11.1	10.5
874	11.0	11.6	9.9	10.4	10.1	10.6	10.5
875	--	--	--	--	--	--	--
876	--	--	--	--	--	--	--
877	10.8	10.9	9.8	9.9	10.6	10.7	10.6
878	--	--	--	--	--	--	--
879	11.4	11.2	10.1	9.9	10.3	10.3	11.1
880	12.1	11.8	11.4	11.5	11.7	11.2	12.0
MEAN	11.5	11.2	10.5	10.3	10.9	10.8	10.9
SD	0.56	0.58	0.69	0.87	0.64	0.45	0.57
N	10	10	10	10	10	10	10

(--)-Data Unavailable

DRAFT

THIRTEEN WEEK ORAL TOXICITY STUDY OF WR 238605  
WITH A THIRTEEN WEEK RECOVERY PERIOD IN RATS

IND. ANIMAL CLINICAL CHEMISTRY REPORT BY GROUP  
TEST: Calcium

STUDY ID: 098  
ABBR: CA

SEX: FEMALE  
UNITS: mg/dL

ANIMAL ID	Week 2	Week 4	Week 8	Week 13	Week 16	Week 21	Week 26
GROUP: 6.0:6.0 mg base/kg/day							
901	11.1	9.5	10.9	10.3	10.5	10.8	10.9
902	11.7	11.6	10.3	11.3	10.8	11.4	11.7
903	--	--	--	--	--	--	--
904	11.1	10.9	10.6	10.2	11.0	10.4	10.3
905	--	--	--	--	--	--	--
906	--	--	--	--	--	--	--
907	--	--	--	--	--	--	--
908	11.9	10.8	10.1	10.3	10.9	10.5	11.6
909	12.0	10.5	10.2	10.3	11.0	10.9	10.7
910	--	--	--	--	--	--	--
911	--	--	--	--	--	--	--
912	12.5	11.2	11.3	--	11.2	12.1	12.6
913	--	--	--	--	--	--	--
914	--	--	--	--	--	--	--
915	11.4	11.5	11.0	10.3	10.2	11.1	11.3
916	11.3	10.9	10.7	10.5	11.5	10.6	10.7
917	--	--	--	--	--	--	--
918	11.8	10.8	10.0	10.5	10.5	10.9	11.4
919	12.0	10.6	11.5	10.8	11.2	10.7	11.3
920	--	--	--	--	--	--	--
MEAN	11.7	10.8	10.7	10.5	10.9	10.9	11.3
SD	0.45	0.59	0.51	0.35	0.39	0.50	0.65
N	10	10	10	9	10	10	10

GROUP: 18.0:18.0 mg base/kg/day							
941	11.3	10.8	10.8	10.8	10.4	10.5	11.0
942	10.5	10.5	10.8	9.6	10.6	10.5	10.1
943	--	--	--	--	--	--	--
944	11.6	10.0	10.5	10.6	10.8	10.6	10.4
945	--	--	--	--	--	--	--
946	--	--	--	--	--	--	--
947	--	--	--	--	--	--	--
948	--	--	--	--	--	--	--
949	12.4	10.7	10.0	11.2	11.7	10.9	10.4
950	--	--	--	--	--	--	--
951	--	--	--	--	--	--	--
952	--	--	--	--	--	--	--
953	10.6	10.8	10.6	10.2	10.4	10.4	11.2
954	11.8	10.6	10.8	10.2	10.3	10.0	11.3
955	--	--	--	--	--	--	--
956	12.1	11.1	11.2	9.7	10.4	--	--
957	11.1	10.1	10.4	11.2	10.3	10.6	10.1
958	--	--	--	--	--	--	--
959	12.0	10.7	10.8	10.7	11.4	11.1	10.9
960	12.2	11.8	11.0	11.0	10.4	10.2	11.3
MEAN	11.6	10.7	10.7	10.5	10.7	10.5	10.7
SD	0.67	0.50	0.33	0.58	0.49	0.33	0.50
N	10	10	10	10	10	9	9

(--)-Data Unavailable

THIRTEEN WEEK ORAL TOXICITY STUDY OF WR 238605  
WITH A THIRTEEN WEEK RECOVERY PERIOD IN RATS

DRAFT

IND. ANIMAL CLINICAL CHEMISTRY REPORT BY GROUP  
TEST: Inorganic Phosphorus

STUDY ID: 098  
ABBR: IP

SEX: FEMALE  
UNITS: mg/dL

ANIMAL ID	Week 2	Week 4	Week 8	Week 13	Week 16	Week 21	Week 26
GROUP: 0:0 mg base/kg/day							
821	--	--	--	--	--	--	--
822	--	--	--	--	--	--	--
823	9.5	9.4	6.7	6.8	7.7	6.0	4.6
824	10.6	11.6	9.0	10.6	6.4	8.8	5.4
825	--	--	--	--	--	--	--
826	--	--	--	--	--	--	--
827	8.8	8.1	6.8	12.8	8.7	9.6	6.5
828	--	--	--	--	--	--	--
829	--	--	--	--	--	--	--
830	11.7	8.3	7.1	10.5	5.3	8.1	4.7
831	11.4	10.0	6.8	6.0	6.6	5.4	5.1
832	--	--	--	--	--	--	--
833	--	--	--	--	--	--	--
834	10.0	8.5	8.2	10.1	6.7	6.1	5.6
835	9.1	8.3	7.0	7.3	7.4	7.3	5.4
836	9.8	10.5	8.5	9.7	8.7	6.0	7.0
837	9.1	11.1	7.8	7.0	7.3	5.9	6.6
838	--	--	--	--	--	--	--
839	--	--	--	--	--	--	--
840	10.0	9.3	8.9	9.5	6.3	9.6	5.8
MEAN	10.0	9.5	7.7	9.0	7.1	7.3	5.7
SD	0.98	1.25	0.91	2.16	1.07	1.63	0.81
N	10	10	10	10	10	10	10

GROUP: 0.5:0.5 mg base/kg/day							
861	11.4	15.3	10.7	7.5	7.1	8.0	7.5
862	--	--	--	--	--	--	--
863	--	--	--	--	--	--	--
864	8.7	11.0	9.1	7.1	5.7	6.1	5.4
865	--	--	--	--	--	--	--
866	--	--	--	--	--	--	--
867	10.9	7.8	9.3	9.7	5.8	5.1	5.6
868	8.7	8.5	6.5	8.8	5.3	9.3	4.4
869	--	--	--	--	--	--	--
870	--	--	--	--	--	--	--
871	11.7	9.1	7.7	10.0	9.6	6.4	6.6
872	--	--	--	--	--	--	--
873	8.4	8.9	7.3	6.5	7.6	7.6	6.2
874	9.8	11.9	6.6	7.0	7.2	7.7	6.1
875	--	--	--	--	--	--	--
876	--	--	--	--	--	--	--
877	10.3	9.5	6.9	9.0	6.9	6.8	4.4
878	--	--	--	--	--	--	--
879	10.0	7.9	6.5	6.8	6.1	5.6	6.7
880	9.9	9.9	6.6	9.4	9.5	6.7	6.2
MEAN	10.0	10.0	7.7	8.2	7.1	6.9	5.9
SD	1.14	2.27	1.48	1.33	1.50	1.25	0.99
N	10	10	10	10	10	10	10

(--)-Data Unavailable

THIRTEEN WEEK ORAL TOXICITY STUDY OF WR 238605  
WITH A THIRTEEN WEEK RECOVERY PERIOD IN RATS

IND. ANIMAL CLINICAL CHEMISTRY REPORT BY GROUP  
TEST: Inorganic Phosphorus

STUDY ID: 098  
ABBR: IP

SEX: FEMALE  
UNITS: mg/dL

ANIMAL ID	Week 2	Week 4	Week 8	Week 13	Week 16	Week 21	Week 26
GROUP: 6.0:6.0 mg base/kg/day							
901	9.6	11.7	8.6	10.4	6.8	7.1	6.1
902	8.1	9.8	6.7	10.0	5.8	4.8	4.9
903	--	--	--	--	--	--	--
904	8.2	7.5	7.0	6.9	7.0	5.6	5.0
905	--	--	--	--	--	--	--
906	--	--	--	--	--	--	--
907	--	--	--	--	--	--	--
908	10.5	10.4	7.0	8.4	7.3	5.9	5.8
909	8.7	11.3	7.3	8.6	7.4	6.8	5.5
910	--	--	--	--	--	--	--
911	--	--	--	--	--	--	--
912	13.2	10.1	7.6	--	6.4	8.8	8.6
913	--	--	--	--	--	--	--
914	--	--	--	--	--	--	--
915	9.3	14.1	9.1	7.5	6.3	5.4	5.8
916	9.1	9.6	7.7	7.7	9.5	7.2	5.7
917	--	--	--	--	--	--	--
918	11.3	10.0	7.3	6.8	6.7	5.8	4.3
919	9.9	8.8	8.5	7.9	6.5	7.8	5.6
920	--	--	--	--	--	--	--
MEAN	9.8	10.3	7.7	8.2	7.0	6.5	5.7
SD	1.55	1.78	0.80	1.26	1.01	1.23	1.14
N	10	10	10	9	10	10	10

GROUP: 18.0:18.0 mg base/kg/day							
941	7.9	9.0	7.1	7.4	6.5	8.5	5.5
942	9.4	9.0	7.9	7.0	8.7	7.7	5.8
943	--	--	--	--	--	--	--
944	11.0	9.9	6.9	--	8.5	5.5	4.9
945	--	--	--	--	--	--	--
946	--	--	--	--	--	--	--
947	--	--	--	--	--	--	--
948	--	--	--	--	--	--	--
949	10.9	9.1	7.5	9.4	6.9	6.5	6.0
950	--	--	--	--	--	--	--
951	--	--	--	--	--	--	--
952	--	--	--	--	--	--	--
953	7.1	9.1	9.0	7.7	6.9	6.8	3.9
954	9.6	8.2	9.4	8.0	5.7	6.3	5.5
955	--	--	--	--	--	--	--
956	9.5	8.8	10.9	6.9	6.2	--	--
957	9.1	9.3	7.2	9.8	6.5	7.7	4.7
958	--	--	--	--	--	--	--
959	8.9	9.9	6.9	8.7	8.0	8.5	6.7
960	9.9	11.4	8.4	11.9	7.7	6.8	9.1
MEAN	9.3	9.4	8.1	8.5	7.2	7.1	5.8
SD	1.20	0.87	1.31	1.62	1.01	1.02	1.48
N	10	10	10	9	10	9	9

(--)-Data Unavailable

THIRTEEN WEEK ORAL TOXICITY STUDY OF WR 238605  
WITH A THIRTEEN WEEK RECOVERY PERIOD IN RATS

DRAFT

IND. ANIMAL CLINICAL CHEMISTRY REPORT BY GROUP  
TEST: Glucose

STUDY ID: 098  
ABBR: GLU

SEX: FEMALE  
UNITS: mg/dL

ANIMAL ID	Week 2	Week 4	Week 8	Week 13	Week 16	Week 21	Week 26
GROUP: 0:0 mg base/kg/day							
821	--	--	--	--	--	--	--
822	--	--	--	--	--	--	--
823	211	199	131	121	144	129	146
824	120	143	152	141	123	92	118
825	--	--	--	--	--	--	--
826	--	--	--	--	--	--	--
827	160	212	170	181	188	228	106
828	--	--	--	--	--	--	--
829	--	--	--	--	--	--	--
830	172	119	140	161	152	156	120
831	137	119	122	131	107	118	121
832	--	--	--	--	--	--	--
833	--	--	--	--	--	--	--
834	137	132	138	173	130	122	130
835	126	120	112	152	125	119	146
836	160	126	127	176	138	127	137
837	122	164	143	157	186	168	119
838	--	--	--	--	--	--	--
839	--	--	--	--	--	--	--
840	140	141	139	174	144	186	127
MEAN	149	148	137	157	144	145	127
SD	28.0	33.7	16.2	20.4	26.2	40.2	12.9
N	10	10	10	10	10	10	10

GROUP: 0.5:0.5 mg base/kg/day							
861	119	178	127	102	107	195	141
862	--	--	--	--	--	--	--
863	--	--	--	--	--	--	--
864	135	170	121	139	128	124	120
865	--	--	--	--	--	--	--
866	--	--	--	--	--	--	--
867	126	123	149	215	116	130	143
868	125	123	157	181	172	176	144
869	--	--	--	--	--	--	--
870	--	--	--	--	--	--	--
871	173	134	130	156	143	116	176
872	--	--	--	--	--	--	--
873	132	137	118	158	183	162	124
874	124	164	130	115	127	131	127
875	--	--	--	--	--	--	--
876	--	--	--	--	--	--	--
877	204	145	149	155	136	134	219
878	--	--	--	--	--	--	--
879	137	136	145	117	152	122	184
880	138	120	115	171	206	126	158
MEAN	141	143	134	151	147	142	154
SD	26.6	20.8	14.8	34.1	31.4	26.6	31.3
N	10	10	10	10	10	10	10

(--)-Data Unavailable

DRAFT

THIRTEEN WEEK ORAL TOXICITY STUDY OF WR 238605  
WITH A THIRTEEN WEEK RECOVERY PERIOD IN RATS

IND. ANIMAL CLINICAL CHEMISTRY REPORT BY GROUP  
TEST: Glucose

STUDY ID: 098  
ABBR: GLU

SEX: FEMALE  
UNITS: mg/dL

ANIMAL ID	Week 2	Week 4	Week 8	Week 13	Week 16	Week 21	Week 26
GROUP: 6.0:6.0 mg base/kg/day							
901	147	157	125	210	139	133	121
902	170	159	157	225	124	123	145
903	--	--	--	--	--	--	--
904	134	123	115	128	206	118	145
905	--	--	--	--	--	--	--
906	--	--	--	--	--	--	--
907	--	--	--	--	--	--	--
908	157	152	132	148	117	141	102
909	121	139	164	141	124	127	123
910	--	--	--	--	--	--	--
911	--	--	--	--	--	--	--
912	165	136	124	--	146	187	191
913	--	--	--	--	--	--	--
914	--	--	--	--	--	--	--
915	130	162	137	144	132	116	150
916	132	119	107	110	189	106	121
917	--	--	--	--	--	--	--
918	135	140	125	123	131	133	122
919	126	141	114	104	120	127	122
920	--	--	--	--	--	--	--
MEAN	142	143	130	148	143	131	134
SD	17.0	14.7	18.4	42.2	30.4	22.0	24.8
N	10	10	10	9	10	10	10

GROUP: 18.0:18.0 mg base/kg/day							
941	128	164	140	200	137	166	159
942	138	107	111	109	129	142	114
943	--	--	--	--	--	--	--
944	130	152	109	141	112	113	117
945	--	--	--	--	--	--	--
946	--	--	--	--	--	--	--
947	--	--	--	--	--	--	--
948	--	--	--	--	--	--	--
949	202	154	119	128	101	133	140
950	--	--	--	--	--	--	--
951	--	--	--	--	--	--	--
952	--	--	--	--	--	--	--
953	142	115	114	121	120	115	121
954	121	104	109	134	137	133	122
955	--	--	--	--	--	--	--
956	153	102	122	175	95	--	--
957	113	165	113	125	119	132	155
958	--	--	--	--	--	--	--
959	155	139	114	95	116	154	128
960	145	123	129	170	113	141	190
MEAN	143	133	118	140	118	137	138
SD	24.8	25.2	9.9	32.5	13.9	16.9	25.2
N	10	10	10	10	10	9	9

(--)-Data Unavailable