

Date 23 Feb 2011

MEMORANDUM FOR SAF/PA

FROM: SAF/FMCE

SUBJECT: Public Release Approval Request

1. The attached material, described below, is forwarded for security and policy review in accordance with AFI 35-101, Chapter 15:

TITLE: USAF Summaries for 1945-2005  
(Please include page count)

AUTHOR/ORGANIZATION: SAF/FMCE

PRESENTATION TO: *General Public*

DATE: *As soon as "Approved" for Public Release*

LOCATION: *DTIC Public Database*

PUBLICATION IN: *N/A*

SUBMITTAL DEADLINE: *N/A*

REQUEST REPLY BY: *23 Feb 2011*

**DEPARTMENT OF THE AIR FORCE  
SAF/PA  
CLEARED THIS INFORMATION**

**FEB 23 2011**

**FOR PUBLIC RELEASE**

2. SAF/FMC has no objection to public release of this document upon approval from SAF/PA.

3. (This line is for any comments or recommendation you may have in reference to the document you are submitting for review; if prior coordination has been performed, please list POC and phone number.) Please list one addition POC other than submitter.

Signed/evb/022311/fmcee  
Eli V. Brown, Maj, USAF  
SAF/FMCEE

*Attachment  
6 Copies (required)*



DEPARTMENT OF THE AIR FORCE  
WASHINGTON, DC

21 Jan 2011

Office of the Secretary

MEMORANDUM FOR AF/HO

EVJ  
KAS-2005

FROM: SAF/PA (Security and Policy Review)

SUBJECT: Public Release Coordination (PAIRS 2011-0034)--USAF Summaries for ~~1976-1985~~ - FOR PUBLIC  
RELEASE SUSPENSE: 28 Jan 2011

The purpose of the memo is to obtain subject matter expert coordination for public release of the attached document and has been sent concurrently to each addressee. This memo replaces the Public Affairs Information Release System (PAIRS) form and should be protected as "For Official Use Only". Please review and respond in the 1st indorsement with one of the provided dispositions. If you have any questions, concerns, or comments feel free to contact me at 703-697-3222/3994. FAX 703-693-9452.

*Devallee Pridgen-Gattison*  
DEVALEE PRIDGEN-GATTISON  
Security Review Specialist  
Secretary of the Air Force  
Office of Public Affairs

1st Ind, AF/HO

TO: SAF/PA (Security and Policy Review)

- No objection
- No objection, subject to recommendation
- No objection, subject to amendments for security and policy as indicated by brackets
- Objection (Amendments to permit publication are impractical. State reason)
- No Equity

*William C. Heindahl* 16/2/11  
(Reviewers Signature) (Date)  
William C. Heindahl  
(Print Reviewer's Name/duty title/phone number)  
Deputy Director  
HQ USAF/HO 697-5600

**UNITED STATES AIR FORCE**

**STATISTICAL DIGEST**

**FISCAL YEAR 1992/1993 ESTIMATE**

**PREPARED BY**

**DEPUTY ASSISTANT SECRETARY**

**(COST AND ECONOMICS)**

**ASSISTANT SECRETARY OF THE AIR FORCE**

**(FINANCIAL MANAGEMENT AND COMPTROLLER OF THE AIR FORCE)**


**WASHINGTON, D. C. 20330-1000**

# Report Documentation Page

Form Approved  
OMB No. 0704-0188

Public reporting burden for the collection of information is estimated to average 1 hour per response, including the time for reviewing instructions, searching existing data sources, gathering and maintaining the data needed, and completing and reviewing the collection of information. Send comments regarding this burden estimate or any other aspect of this collection of information, including suggestions for reducing this burden, to Washington Headquarters Services, Directorate for Information Operations and Reports, 1215 Jefferson Davis Highway, Suite 1204, Arlington VA 22202-4302. Respondents should be aware that notwithstanding any other provision of law, no person shall be subject to a penalty for failing to comply with a collection of information if it does not display a currently valid OMB control number.

1. REPORT DATE <b>1993</b>		2. REPORT TYPE		3. DATES COVERED <b>00-00-1993 to 00-00-1993</b>	
4. TITLE AND SUBTITLE <b>United States Air Force Statistical Digest, Fiscal Year 1992/1993 Estimate</b>				5a. CONTRACT NUMBER	
				5b. GRANT NUMBER	
				5c. PROGRAM ELEMENT NUMBER	
6. AUTHOR(S)				5d. PROJECT NUMBER	
				5e. TASK NUMBER	
				5f. WORK UNIT NUMBER	
7. PERFORMING ORGANIZATION NAME(S) AND ADDRESS(ES) <b>Operations Statistics Division,D Statistical Services,DCS Comptroller, USAF,Washington,DC</b>				8. PERFORMING ORGANIZATION REPORT NUMBER	
9. SPONSORING/MONITORING AGENCY NAME(S) AND ADDRESS(ES)				10. SPONSOR/MONITOR'S ACRONYM(S)	
				11. SPONSOR/MONITOR'S REPORT NUMBER(S)	
12. DISTRIBUTION/AVAILABILITY STATEMENT <b>Approved for public release; distribution unlimited</b>					
13. SUPPLEMENTARY NOTES					
14. ABSTRACT					
15. SUBJECT TERMS					
16. SECURITY CLASSIFICATION OF:			17. LIMITATION OF ABSTRACT	18. NUMBER OF PAGES	19a. NAME OF RESPONSIBLE PERSON
a. REPORT <b>unclassified</b>	b. ABSTRACT <b>unclassified</b>	c. THIS PAGE <b>unclassified</b>			




## FOREWORD

The United States Air Force Statistical Digest is produced as a service of the Assistant Secretary of the Air Force (Financial Management and Comptroller). Last year, we consolidated the publication of the USAF Summary, the Budget Book and the Budget in Brief into the USAF Statistical Digest.

The tables and charts have been updated to include fiscal years 1992 and 1993 budget estimates as well as the fiscal year 1990 personnel and operations figures. The Pocket Summary, a one-page pamphlet containing seven tables of interest, is provided as a pull-out page at the end of this publication.

Our questionnaire from last year has received much attention. Over 260 returns were received, not to mention the number of telephone conversations made. We appreciate your cooperation in helping us to serve you better. Our distribution is better defined now and work continues to improve the quality of information presented to you.

If you have any comments or suggestions for further improvement to the USAF Statistical Digest, please forward them to SAF/FMC, The Pentagon, Washington, D. C. 20330-1000.



LEROY T. BASEMAN  
Deputy Assistant Secretary  
(Cost and Economics)  
Assistant Secretary of the Air Force  
(Financial Management and Comptroller)

## CONTENTS

<b>FOREWORD</b>	i
<b>LIST OF CHARTS</b>	viii

### PART A: FEDERAL GOVERNMENT

A-1 Gross National Product Components (Constant FY 92 \$)	A-1
A-2 Gross National Product Components (Then-Year \$)	A-2
A-3 Federal Budget Outlays by Function	A-4
A-4 Federal Budget Receipts & Outlays (Then-Year \$)	A-7
A-5 Federal Budget Receipts & Outlays (Constant FY 92 \$)	A-8
A-6 Federal Budget Receipts by Source	A-10
A-7 Budget and Finance: Federal, DoD & Air Force	A-14

### PART B: DEPARTMENT OF DEFENSE (DoD)

B-1 Appropriation Acts: Dates of Enactment	B-1
B-2 TOA & Outlay Budget Trends	B-2
B-3 Budget Long-Range Forecast	B-4
B-4 TOA: Investment, RDT&E & Operations Accounts	B-5
B-5 Outlays: Investment, RDT&E & Operations Accounts	B-6
B-6 TOA: Service Components	B-7
B-7 Outlays: Service Components	B-8
B-8 TOA: Procurement by Service Component	B-9
B-9 TOA: RDT&E Detail	B-10
B-10 Personnel: Service Component	B-11
B-11 Pay as a Percent of Total DoD Outlays	B-12
B-12 Defense Outlays vs Payment to Individuals as a % of GNP	B-14
B-13 Defense Outlays vs Payment to Individuals as a % of Federal Outlays	B-15

# CONTENTS

## PART C: AIR FORCE BUDGET

### SECTION I: GENERAL

C-1	Budget Objectives	C-1
C-2	FY 90 Authorization/Appropriation Chronology Highlights	C-2
C-3	TOA and Outlay Trends	C-9
C-4	Outlays by Appropriation	C-11
C-5	TOA by Appropriation (Then-Year/Constant FY 92 \$)	C-12
C-6	Real Growth in TOA by Appropriation (FY 91/FY 92)	C-13
C-7	Procurement, RDT&E, & MILCON Total TOA vs All Other TOA	C-14
C-8	TOA by Major Force Program	C-15
C-9	MILCON Appropriation Summary	C-17
C-10	Reserve & Air National Guard Appropriation Highlights	C-18
C-11	Direct Personnel Cost & End Strength	C-19
C-12	Personnel Budget Outlay Trends	C-21
C-13	O&M Funding by MFP & Commodity Group	C-22
C-14	New Military Family Housing: Quantities & Cost	C-23
C-15	Existing Military Family Housing: Quantities Only	C-24

### SECTION II: AIR FORCE SELECTED ACQUISITION REPORT (SAR)

C-16	SAR Program	C-26
C-17	Nunn-McCurdy Breaches	C-27
C-18	Program Acquisition Unit Cost (PAUC)	C-28

### SECTION III: P-1 & R-1 EXHIBIT HIGHLIGHTS

C-19	Summary: Appropriations 3010, 3020 & 3080	C-29
C-20	Aircraft Procurement (3010): Summary by Budget Activity	C-30
C-21	Aircraft Procurement (3010): Highlights	C-31
C-22	Missile Procurement (3020): Summary by Budget Activity	C-32
C-23	Missile Procurement (3020): Highlights	C-33

# CONTENTS

## SECTION II: AIR FORCE P-1 & R-1 HIGHLIGHTS (CONT'D)

C-24	Other Procurement (3080): Summary by Budget Activity	C-34
C-25	Other Procurement (3080): Highlights	C-35
C-26	RDT&E (3600): Summary by Budget Activity, MFP & Research Category	C-36
C-27	RDT&E (3600): Highlights	C-37

## PART D: AIR FORCE PERSONNEL

D-1	Personnel Distribution: Summary	D-1
D-2	Personnel Distribution: MFP	D-3
D-3	Personnel Distribution: MAJCOM, SOA and DRU	D-5
D-4	Personnel Distribution: State and Country of Assignment	D-10
D-5	Personnel Distribution: Major Installation	D-16
D-6	Personnel Distribution: AF Specialty Code (AFSC)	D-25
D-7	Military Personnel Distribution: Active Duty by Grade	D-27
D-8	Military Personnel Distribution: Age	D-28
D-9	Military Female Distribution: Grade	D-29
D-10	Military Minority (Racial) Personnel Distribution: Grade	D-31
D-11	Military Distribution: Ethnic Descent	D-34
D-12	Officer Personnel Distribution: Educational Level	D-35
D-13	Officer Personnel Distribution: Competitive Category	D-37
D-14	Officer Personnel Distribution: Occupational Field	D-38
D-15	Pilots & Navigators: Requirements & Inventory	D-40
D-16	Rated Officers on Flying Status by Grade	D-41
D-17	Pilots & Navigators Receiving Incentive Pay	D-42
D-18	Pilots & Navigators Actually Flying	D-42
D-19	Pilot & Navigator Distribution: MAJCOM, SOA & DRU	D-43
D-20	Enlisted Personnel Distribution: Career Field	D-46
D-21	Enlisted Personnel Distribution: Educational Level	D-48

## CONTENTS

### PART D: AIR FORCE PERSONNEL (CONT'D)

D-22	Non-Prior Service Enlisted Accessions: Education & Gender	D-50
D-23	Reserve Personnel Distribution	D-51
D-24	Military Retirement Program Cost	D-54
D-25	Retired Military Personnel Distribution: Grade	D-55
D-26	Retired Military Personnel Distribution: Disability Category	D-56
D-27	Civilian Personnel Distribution: Grade	D-57

### PART E: AIR FORCE BASES, UNITS, MATERIEL & FLYING HOURS

E-1	Aircraft Inventory: Regular and Reserve Forces	E-1
E-2	Aircraft Inventory: Mission	E-2
E-3	Aircraft Squadrons: Mission Area	E-4
E-4	Aircraft & Missile Procurement	E-5
E-5	Aircraft Inventory by Mission/Designation: Regular Air Force	E-6
E-6	Aircraft Inventory by Mission/Designation: Air Force Reserve	E-8
E-7	Aircraft Inventory by Mission/Designation: Air National Guard	E-9
E-8	Flying Unit Locations by State: Air Force Reserve	E-10
E-9	Flying Unit Locations by State: Air National Guard	E-11
E-10	Flying Hours: Actual & Programmed	E-13
E-11	Flying Hours by Aircraft Mission/Designation: Regular Air Force	E-15
E-12	Flying Hours by Aircraft Mission/Designation: Air Force Reserve	E-18
E-13	Flying Hours by Aircraft Mission/Designation: Air National Guard	E-19
E-14	Aircraft Age: Regular & Reserve Forces	E-20
E-15	Aircraft Age by Mission/Designation: Regular Air Force	E-22
E-16	Aircraft Age by Mission/Designation: Air Force Reserve	E-24
E-17	Aircraft Age by Mission/Designation: Air National Guard	E-25
E-18	Missile & Drone Average Age	E-26
E-19	Installation Posture	E-27

## CONTENTS

### PART E: BASES, UNITS, MATERIEL & FLYING HOURS (CONT'D)

E-22	Aircraft Mishap & Destroy Rates	E-31
------	---------------------------------	------

### PART F: AIR FORCE INDICES, RATES & FACTORS

F-1	Indices: GNP Deflator, CPI (U) and PPI	F-1
F-2	Official Raw Inflation Indices by Appropriation	F-3
F-3	Official Weighted Inflation Indices by Appropriation	F-4
F-4	Military Monthly Basic Pay by Grade/Years of Service	F-5
F-5	Military Monthly Basic Allowance for Quarters/Subsistence	F-6
F-6	FY 90 Military Annual Standard Composite Pay Rate	F-8
F-7	FY 91 Military Annual Standard Composite Pay Rate	F-9
F-8	Trends: Military Standard Composite Pay Rate by Grade	F-10
F-9	Rated Personnel Average Pay Rates by Flying Status & Assigned Locatio	F-11
F-10	Civilian Pay Schedule by Grade & Step	F-12
F-11	Military & Civilian Pay: Weighted Average	F-13
F-12	Military & Civilian Pay Increase Trends: Percent	F-14
F-13	Aviation Fuel Cost and Consumption	F-15

### APPENDIX

X-1	Key Personnel: Department of the Air Force	X-1
X-2	Key Congressional Committee Members	X-9
X-3	P-1 Exhibit (Aircraft Procurement, 3010)	X-20
X-4	P-1 Exhibit (Missile Procurement, 3020)	X-27
X-5	P-1 Exhibit (Other Procurement, 3080)	X-32
X-6	R-1 Exhibit (RDT&E, 3600)	X-44
X-7	Glossary	X-56

## LIST OF CHARTS

### PART A: FEDERAL GOVERNMENT

A-1	GNP Major Components	A-3
A-2	Federal Budget Outlays by Function	A-6
A-3	Federal Budget Trends	A-9
A-4	Federal Receipts by Source	A-12
A-5	The Estimated FY 92 Federal Government Dollar	A-13

### PART B: DEPARTMENT OF DEFENSE

B-1	DoD Total Obligational Authority Trends	B-3
B-2	DoD Pay as a Percent of Total DoD Budget Outlays	B-13
B-3	US Defense Outlays vs Payments to Individuals	B-16

### PART C: AIR FORCE BUDGET

C-1	AF TOA (Constant FY 92 Dollars)	C-10
C-2	AF TOA by Major Force Program	C-16
C-3	AF Facilities Maintenance & Repair: Value of Backlog	C-25

### PART D: AIR FORCE PERSONNEL

D-1	Military and Civilian Population	D-2
D-2	Military Female Population Trends	D-30
D-3	Military Minority Population Trends	D-33
D-4	Officer Educational Patterns	D-36
D-5	Enlisted Educational Patterns	D-49

### PART E: AIR FORCE BASES, UNITS & MATERIEL

E-1	Air Force Aircraft Inventory	E-3
E-2	Air Force Flying Hour Trends	E-14
E-3	Aircraft Age Trends	E-21
E-4	Active Major Installations (CONUS)	E-28

## LIST OF CHARTS

### PART E: AIR FORCE BASES, UNITS & MATERIEL

E-5	Active Major Installations (Europe, Africa, & Middle East)	E-29
E-6	Active Major Installations (Atlantic, Central America, & Pacific)	E-30
E-7	Air Force Buildings by Year of Construction	E-32

### PART F: AIR FORCE INDICES RATES & FACTORS

F-1	Consumer Price Index: Annual Percent Change	F-2
-----	---	-----

TABLE A-1						
GROSS NATIONAL PRODUCT COMPONENTS						
CONSTANT 92 DOLLARS (BILLIONS) 1/						
FISCAL YEAR	GNP	CONSUMPTION	INVESTMENT	GOV'T PURCHASES		NET EXPORTS
				DEFENSE	OTHER 2/	
1960	1652.8	996.2	271.7	189.7	209.4	(12.0)
1962	1761.4	1046.2	282.0	202.9	236.9	(6.5)
1964	1928.2	1137.2	319.5	196.8	271.1	3.7
1966	2158.2	1274.0	382.4	199.2	309.9	(6.8)
1968	2320.6	1367.4	388.0	251.4	336.9	(23.1)
1970	2418.0	1475.4	391.3	228.7	352.3	(32.5)
1972	2530.7	1572.7	435.1	188.9	382.3	(48.4)
1974	2750.9	1681.5	510.8	164.5	402.6	(8.4)
1976 3/	2772.2	1758.0	426.0	158.8	424.2	5.3
1978	3068.3	1942.1	559.8	159.7	440.0	(33.3)
1980 4/	3187.7	2001.0	519.1	169.9	449.0	48.7
1981	3243.8	2023.1	544.4	177.0	448.2	51.1
1982	3181.0	2036.0	474.6	189.8	446.0	34.8
1983	3227.7	2117.7	461.9	204.4	449.2	(5.5)
1984	3458.9	2227.0	638.8	215.1	449.9	(71.9)
1985	3586.9	2328.4	638.9	233.2	483.1	(96.6)
1986	3700.1	2423.6	647.9	248.5	507.3	(127.2)
1987	3798.5	2501.6	646.2	262.5	512.7	(124.5)
1988	3982.2	2580.4	708.3	261.9	516.5	(84.8)
1989	4099.2	2649.0	713.6	257.7	539.8	(61.0)
1990	4152.2	2680.7	701.9	256.1	557.1	(43.6)
1991 5/	4193.5	2688.2	671.3	285.3	566.9	(18.3)
1992 5/	4330.5	2753.3	732.3	283.2	572.0	(10.9)
1993 5/	4442.0	2833.5	790.0	249.1	587.1	(17.6)

Footnotes:

1/ Wharton Econometrics Forecasting Associates (WEFA).

2/ Includes purchases of federal, state & local governments.

3/ Excludes Transition Period.

4/ In actuality, there was a trade surplus for most years before 1980. However, repricing in constant dollars with a base year after the 1970-80 oil price increase (and other price changes) caused an apparent trade deficit for those years.

5/ WEFA estimate as of 4 Mar 91.

OPR: SAF/FMCEE, Mr S Connair, Ext 71152, 4D167.

TABLE A-2 1/ GROSS NATIONAL PRODUCT COMPONENTS THEN-YEAR DOLLARS (BILLIONS) 2/						
FISCAL YEAR	GNP	CONSUMP -TION	INVEST -MENT	GOV'T PURCHASES		NET EXPORTS
				DEFENSE	OTHER 3/	
1960	507.8	324.7	81.6	45.4	52.7	3.4
1962	556.7	351.2	85.0	50.4	63.2	6.9
1964	629.4	395.0	97.1	51.3	76.3	9.8
1966	740.5	460.3	123.4	55.6	92.4	8.8
1968	852.4	525.1	132.0	76.9	112.1	6.3
1970	990.5	619.3	149.9	78.7	134.0	7.5
1972	1151.2	721.4	184.3	76.0	166.0	3.6
1974	1417.0	873.9	242.2	78.9	201.3	20.8
1976 4/	1699.6	1072.5	252.3	91.5	259.7	26.5
1978	2173.4	1364.0	396.1	106.3	308.1	(1.1)
1980	2667.7	1689.5	434.8	137.1	378.0	26.3
1981	2986.2	1877.6	503.6	160.7	412.0	32.4
1982	3141.5	2011.5	470.9	187.4	439.7	32.1
1983	3322.4	2184.9	459.7	210.4	463.6	3.9
1984	3695.7	2386.0	644.3	228.6	485.1	(48.4)
1985	3950.9	2577.2	645.0	253.0	544.7	(69.1)
1986	4184.3	2755.4	660.7	274.6	589.4	(95.9)
1987	4428.0	2956.7	676.4	290.8	617.4	(113.2)
1988	4783.2	3174.8	745.5	296.3	651.8	(85.2)
1989	5130.9	3403.6	767.4	301.2	713.6	(54.8)
1990	5405.6	3605.7	757.1	307.1	768.5	(32.9)
1991 5/	5642.9	3772.6	725.2	355.6	821.9	(32.4)
1992 5/	5994.2	3993.2	796.2	368.3	864.4	(27.9)
1993 5/	6344.0	4241.8	866.2	341.6	922.4	(28.1)

Footnotes:

1/ Does not correspond to categories in Unified Budget for Nat'l Income & Prod Acc't definitions.

2/ Wharton Econometrics Forecasting Associates (WEFA).

3/ Includes purchases of federal, state & local governments.

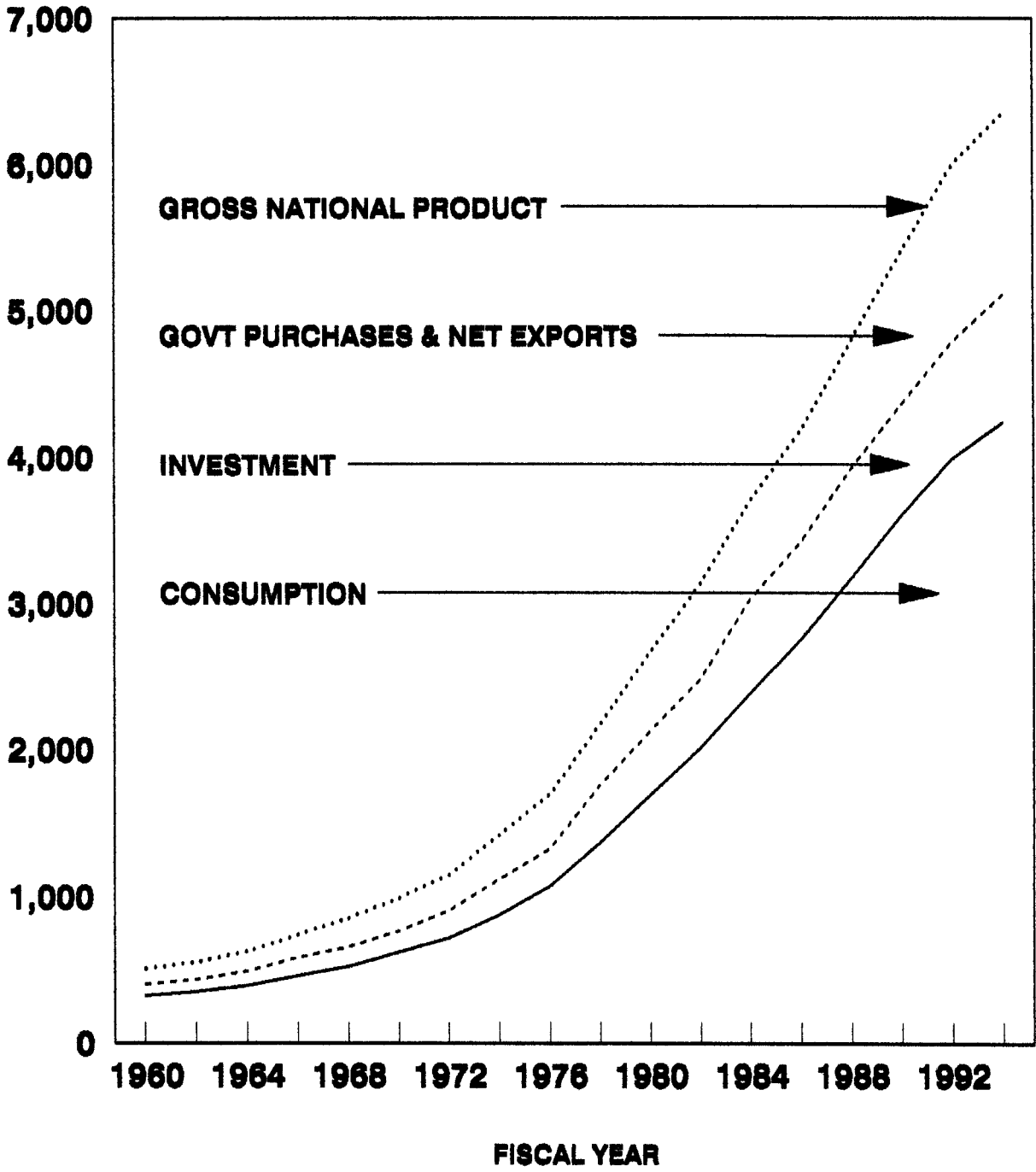
4/ Excludes Transition Period.

5/ WEFA estimate, as of 3 Mar 91.

OPR: SAF/FMCEE, Mr S Connair, Ext 71152, 4D167.

# FIGURE A-1 GNP MAJOR COMPONENTS

THEN-YEAR DOLLARS (BILLIONS)



DATA SOURCE: TABLE A-2.

**TABLE A-3**

**FEDERAL BUDGET OUTLAYS BY FUNCTION  
THEN-YEAR DOLLARS (BILLIONS)**

FISCAL YEAR	NATIONAL DEFENSE	SOCIAL SECURITY & MEDICAL	1/ HEALTH & EDUCATION	INCOME SECURITY & 2/ VET BENEFITS	3/ NET INTEREST	OTHER 4/	TOTAL
1960	48.1	11.8	1.7	12.8	6.9	11.0	92.2
1962	52.3	14.4	2.4	14.8	6.9	16.0	106.8
1964	54.8	16.6	3.4	15.3	8.2	20.2	108.8
1966	58.1	20.7	6.9	15.6	9.4	23.8	118.5
1968	81.9	26.5	12.0	18.8	11.1	25.8	134.5
1970	81.7	36.5	14.5	24.3	14.4	24.2	178.1
1972	79.2	47.6	21.2	38.4	15.5	28.8	195.6
1974	79.3	65.5	23.2	47.1	21.4	32.9	230.7
1976 5/	89.6	89.7	34.6	79.2	26.7	52.0	269.4
1978	104.5	116.6	45.2	80.5	35.4	76.5	371.8
1980	134.0	150.6	55.0	107.7	52.5	91.1	458.7
1981	157.5	178.7	60.6	122.7	68.7	90.0	590.9
1982	185.3	202.5	54.5	131.7	85.0	86.7	678.2
1983	209.9	223.3	55.2	147.4	89.8	82.7	745.7
1984	227.4	235.8	58.0	138.3	111.1	81.2	808.3
1985	252.7	254.4	62.9	154.5	129.4	92.3	851.8
1986	273.4	268.9	66.5	148.2	136.0	99.3	946.3
1987	282.0	282.5	69.7	150.0	138.6	81.0	990.3
1988	290.4	298.2	76.4	158.8	151.7	88.5	1003.8
1989	303.6	317.5	85.1	186.1	169.1	101.2	1064.0
1990	299.3	346.7	96.2	178.4	184.2	97.5	1200.3
1991 6/	298.9	373.4	114.0	300.5	197.0	119.6	1403.4
1992 6/	295.3	402.4	126.8	217.8	206.3	123.6	1372.2
1993 6/	292.0	431.0	137.3	228.0	212.0	125.4	1425.7

**TABLE A-3 (CONT'D)**

**FEDERAL BUDGET OUTLAYS BY FUNCTION  
THEN-YEAR DOLLARS (BILLIONS)**

**Footnotes:**

**1/ HEALTH & EDUCATION:**

- Health care services
- Health research
- Elementary, secondary, and vocational education
- Higher education
- Training and employment
- Social services
- Other

**2/ INCOME SECURITY & VETERANS BENEFITS & SERVICES:**

- General retirement and disability insurance  
(excluding social security)
- Federal employee retirement and disability
- Unemployment compensation
- Other income security
- Veterans education, rehab, medical, housing, etc.

**3/ NET INTEREST:**

- Interest on the public debt
- Interest received by trust funds
- Other interest

**4/ OTHER:**

- International affairs; general science, space  
and technology; energy; natural resources  
and environment; agriculture; commerce and  
housing credit; transportation; community  
and regional development; administration of  
justice; general government; general purpose  
fiscal assistance; allowances and other undistributed  
offsetting receipts.

**5/ FY 76 excludes Transition Quarter.**

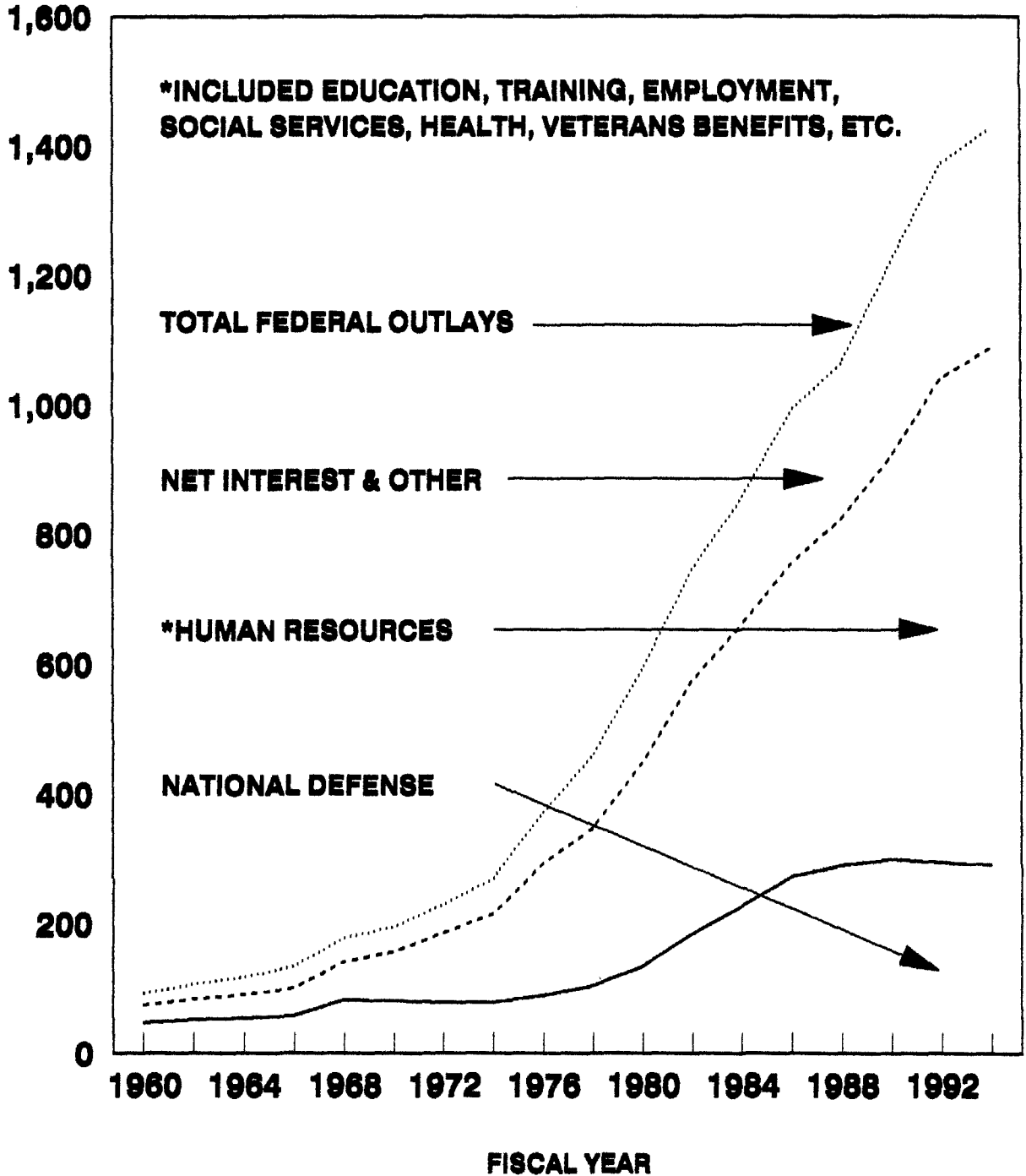
**6/ Estimated.**

**OPR: SAF/FMBM, Mr D Sutor, Ext 54938.**

**Data Source: "Historical Tables, Budget of the  
United States Government," FY 91, Table 3.1.**

**FIGURE A-2  
FEDERAL BUDGET OUTLAYS BY FUNCTION**

THEN-YEAR DOLLARS (BILLIONS)



DATA SOURCE: TABLE A-3

**TABLE A-4**  
**FEDERAL RECEIPTS AND OUTLAYS**  
**THEN-YEAR DOLLARS (BILLIONS)**

FY	GNP 1/	RECEIPTS 2/	OUTLAYS 2/	SURPLUS/ DEFICIT 3/
1960	507.8	92.5	92.2	0.3
1962	556.7	99.7	106.8	(7.1)
1964	629.4	112.6	118.5	(5.9)
1966	740.5	130.8	134.5	(3.7)
1968	852.4	153.0	178.1	(25.2)
1970	990.5	192.8	195.6	(2.8)
1972	1151.2	207.3	230.7	(23.4)
1974	1417.0	263.2	269.4	(6.1)
1976 4/	1699.6	298.1	371.8	(73.7)
1978	2173.4	399.6	458.7	(59.2)
1980	2667.7	517.1	590.9	(73.8)
1981	2986.2	599.3	678.2	(78.9)
1982	3141.5	617.8	745.7	(127.9)
1983	3322.4	600.6	808.3	(207.8)
1984	3695.7	666.5	851.8	(185.3)
1985	3950.9	734.1	946.3	(212.3)
1986	4184.3	769.1	990.3	(221.2)
1987	4428.0	854.1	1003.8	(149.7)
1988	4763.2	909.0	1064.1	(155.1)
1989	5130.9	990.7	1144.1	(153.4)
1990	5405.6	1031.3	1251.7	(220.4)
1991 5/	5642.9	1091.4	1409.6	(318.1)
1992 5/	5994.2	1165.0	1445.9	(280.9)
1993 5/	6344.0	1252.7	1454.2	(201.5)

Footnotes:

1/ Wharton Econometrics Forecasting Associates (WEFA).

2/"Historical Tables, Budget of the U S Government," FY 1992, Table 1.1.

3/ Total may not equal receipts minus outlays due to rounding.

4/ Excludes Transition Quarter.

5/ GNP based on WEFA forecast as of 4 Mar 91.

OPR: SAF/FMCEE, Mr S Connair, Ext 71152, 4D167.

TABLE A-5

FEDERAL RECEIPTS AND OUTLAYS  
CONSTANT FY 92 DOLLARS (BILLIONS)

FISCAL YEAR	GNP 1/	RECEIPTS 2/	OUTLAYS 2/	SURPLUS/ DEFICIT 3/	RECEIPTS AS % OF GNP	OUTLAYS AS % OF GNP
1960	2292.1	417.5	416.2	1.4	18.2	18.6
1962	2441.2	437.2	468.3	(31.1)	17.9	19.2
1964	2667.0	477.1	502.1	(25.0)	17.9	18.8
1966	2978.1	526.1	540.9	(14.9)	17.7	18.2
1968	3204.6	575.2	669.6	(94.4)	17.9	20.9
1970	3350.5	652.2	661.6	(9.5)	19.5	19.7
1972	3504.2	631.0	702.2	(71.2)	18.0	20.0
1974	3788.2	703.6	720.2	(16.6)	18.6	19.0
1976 4/	3642.1	673.9	840.5	(166.6)	17.5	21.9
1978	4236.5	778.9	894.1	(115.2)	18.4	21.1
1980	4397.7	852.4	974.1	(121.7)	19.4	22.2
1981	4494.3	902.0	1020.7	(118.7)	20.1	22.7
1982	4412.4	867.7	1047.4	(179.6)	19.7	23.7
1983	4465.9	807.3	1086.5	(279.2)	18.1	24.3
1984	4789.7	863.8	1103.9	(240.2)	18.0	23.0
1985	4964.6	922.5	1189.1	(266.6)	18.6	24.0
1986	5120.8	941.2	1211.9	(270.7)	18.4	23.7
1987	5258.7	1014.3	1192.1	(177.8)	19.3	22.7
1988	5512.5	1047.6	1226.4	(178.7)	19.0	22.2
1989	5674.7	1095.7	1265.3	(169.7)	19.3	22.3
1990	5747.7	1096.6	1330.9	(234.3)	19.1	23.2
1991 5/	5804.4	1122.6	1449.9	(327.2)	19.3	25.0
1992 5/	5994.2	1165.0	1445.9	(280.9)	19.4	24.1
1993 5/	6148.7	1214.1	1409.4	(195.3)	19.7	22.9

Footnotes:

1/ Wharton Econometrics Forecast Associates (WEFA).

2/ Then-Year data, "Historical Tables, Budget of the U S Government," FY 1992, Table 1.1, converted to constant FY 92 dollars using the WEFA GNP Implicit Price Deflators.

3/ Total may not equal receipts minus outlays due to rounding.

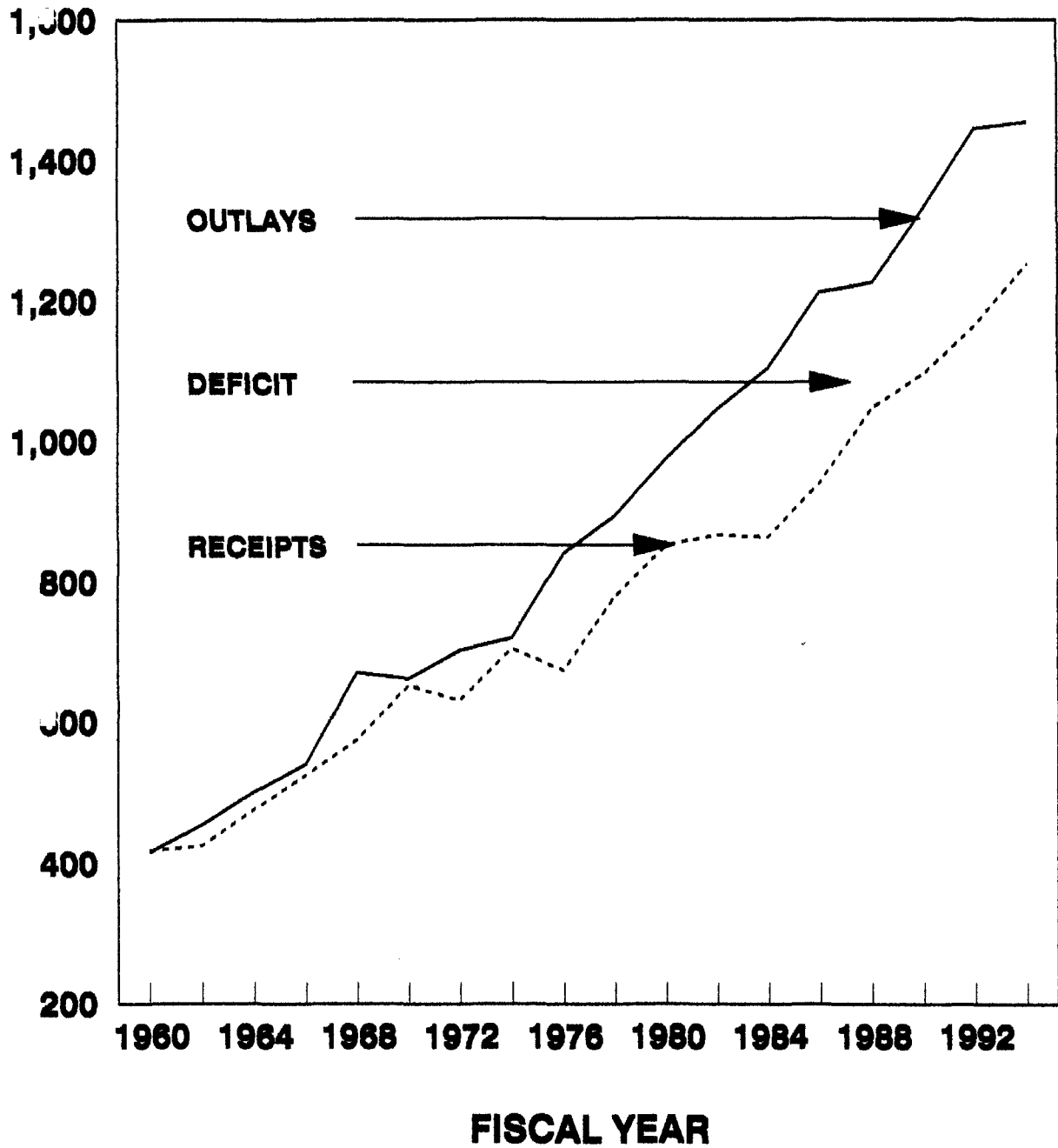
4/ Excludes Transition Quarter.

5/ GNP based on WEFA forecast as of 4 Mar 91.

OPR: SAF/FMCEE, Mr S Connair, Ext 71152, 4D169.

**FIGURE A-3  
FEDERAL BUDGET TRENDS**

**FY 1992 DOLLARS (BILLIONS)**



**DATA SOURCE: TABLE A-5**

**TABLE A-6  
FEDERAL BUDGET RECEIPTS BY SOURCE  
THEN-YEAR DOLLARS (BILLIONS)**

FISCAL YEAR	TAXES			SOCIAL INSURANCE TAXES & 2/ CONTRIBUTION	OTHER 3/	TOTAL
	INDIVIDUAL INCOME	CORPORATE INCOME	EXCISE 1/			
1960	40.7	21.5	11.7	14.7	3.9	92.5
1962	45.6	20.5	12.5	17.0	4.0	99.7
1964	48.7	23.5	13.7	22.0	4.7	112.6
1966	55.4	30.1	13.1	25.5	6.7	130.8
1968	68.7	28.7	14.1	33.9	7.6	153.0
1970	90.4	32.8	15.7	44.4	9.5	192.8
1972	94.7	32.2	15.5	52.6	12.4	207.3
1974	119.0	38.6	16.8	75.1	13.7	263.2
1976 4/	131.6	41.4	17.0	90.8	17.3	298.1
1978	181.0	60.0	18.4	121.0	19.3	399.6
1980	244.1	64.6	24.3	157.8	26.3	517.1
1981	285.9	61.1	40.8	182.7	28.7	599.3
1982	297.7	49.2	36.3	201.5	33.0	617.8
1983	288.9	37.0	35.3	209.0	30.3	600.6
1984	298.4	56.9	37.4	239.4	34.4	666.5
1985	334.5	61.3	36.0	265.2	37.0	734.1
1986	349.0	63.1	32.9	283.9	40.2	769.1
1987	392.6	83.9	32.5	303.3	41.9	854.1
1988	401.2	94.5	35.2	334.3	43.7	909.0
1989	445.7	103.3	34.4	359.4	47.9	990.7
1990	466.9	93.5	35.4	380.0	55.5	1031.3
1991 5/	492.6	95.9	44.8	402.0	56.2	1091.5
1992 5/	529.5	101.9	47.8	429.4	58.5	1165.1
1993 5/	572.0	109.0	50.1	463.8	57.7	1252.6

**TABLE A-6 (CONT'D)**  
**FEDERAL BUDGET RECEIPTS BY SOURCE**  
**THEN-YEAR DOLLARS (BILLIONS)**

**Footnotes:**

**1/ EXCISE TAXES:**

Federal funds (Alcohol, tobacco, and other excise taxes)

Trust funds:

Highway

Airport and airway (1971-present)

Black lung disability (1978-present)

**2/ SOCIAL INSURANCE TAXES AND CONTRIBUTIONS:**

Employment Taxes and Contributions:

Old-age and survivors insurance

Disability insurance

Hospital insurance

Railroad Retirement/Pension Fund

Railroad Social Security Equivalent Account (1985-present)

Unemployment Insurance

Other Retirement Contributions:

Employee contributions - employer contributions

Contributions for non-Federal employees

**3/ OTHER = Total Receipts - Individual Income Taxes - Corporation Taxes - Excise Taxes - Social Insurance Taxes and Contributions.**

**4/ FY 76 excludes Transition Quarter.**

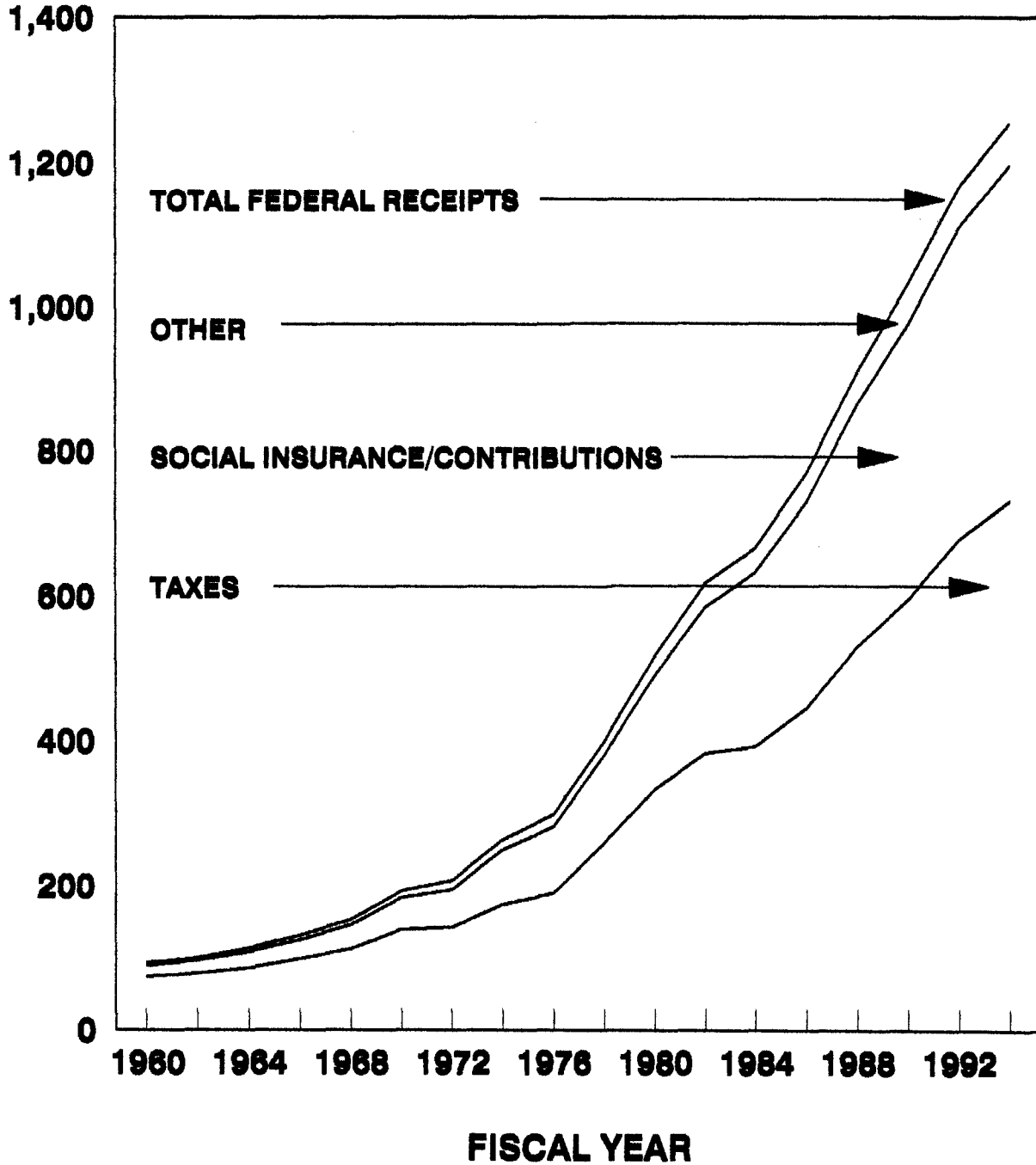
**5/ Estimated.**

**OPR: SAF/FMBM, Mr D Sutor, Ext 54938.**

**Data Source: HISTORICAL TABLES, BUDGET OF THE UNITED STATES GOVERNMENT, FY 91, Tables 2.1 and 2.4.**

# FIGURE A-4 FEDERAL RECEIPTS BY SOURCE

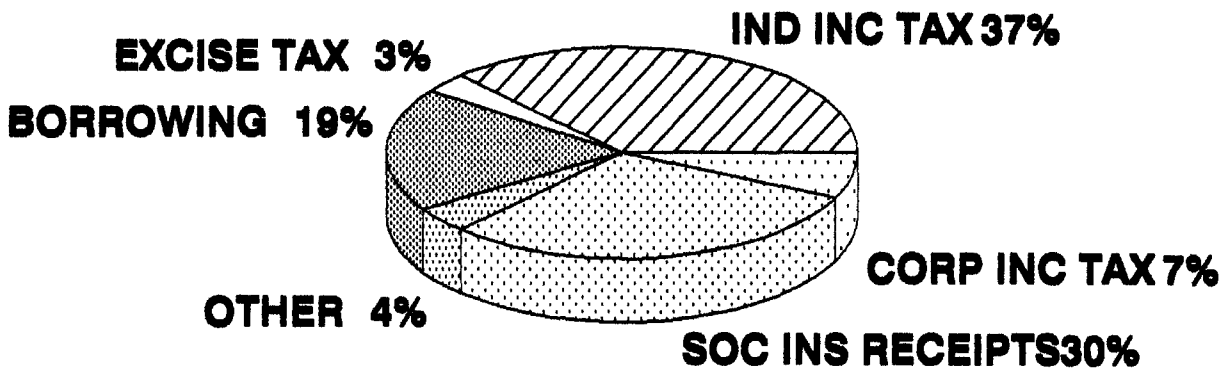
THEN-YEAR DOLLARS (BILLIONS)



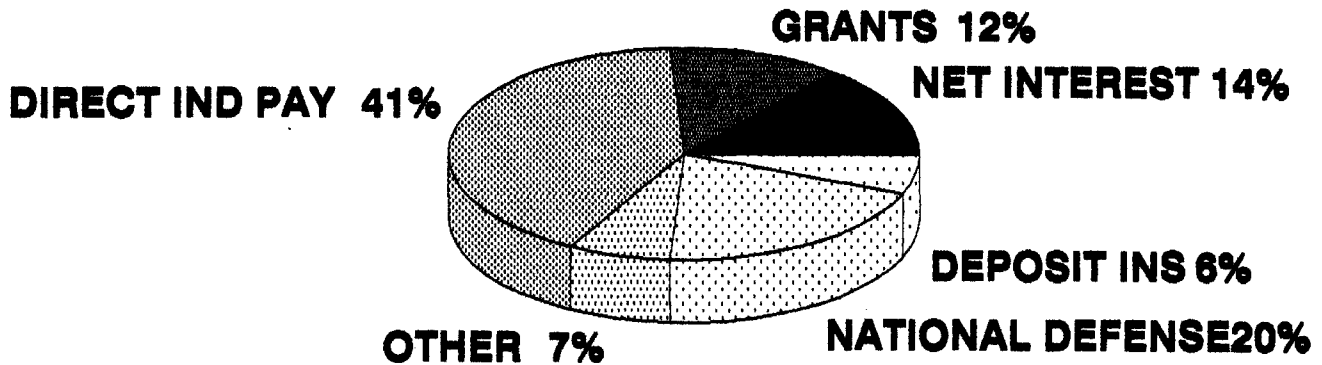
DATA SOURCE: TABLE A-6

**FIGURE A-5**  
**THE FEDERAL GOVERNMENT DOLLAR**  
**FISCAL YEAR 1992 ESTIMATE**

**WHERE IT COMES FROM ...**



**WHERE IT GOES ...**



**DATA SOURCE: "BUDGET OF THE UNITED STATES GOVERNMENT, FISCAL YEAR 1992."**

**TABLE A-7  
BUDGET AND FINANCE  
FEDERAL (FED), DEPARTMENT OF DEFENSE (DOD), & AIR FORCE (AF)  
(DOLLARS IN MILLIONS, UNLESS OTHERWISE NOTED)**

	FY 80	FY 90	FY 91 1/	FY 92 1/	FY 93 1/
<b>TOTALS: FED, DOD, &amp; AF</b>					
<b>GNP (Bil \$)</b>	2,671	5,406	5,643	5,994	5,344
<b>FED OUTLAYS (Bil \$)</b>	591	1,252	1,410	1,446	1,454
<b>DOD OUTLAYS</b>	132,841	289,756	287,451	283,046	278,148
As % of GNP	5.0%	5.4%	5.1%	4.7%	5.2%
As % of Federal Outlays	22.5%	23.1%	20.4%	19.6%	19.2%
<b>DOD OUTLAYS-FY 92 \$</b>	234,064	314,292	296,418	283,045	268,369
<b>DOD TOT OBLIG AUTH (TOA)</b>	141,982	293,815	274,283	279,003	278,635
<b>DOD TOA-FY 92 \$</b>	239,781	317,449	282,248	279,003	268,038
<b>AF OUTLAYS</b>	38,976	93,546	91,505	88,692	87,545
As % of Fed Outlays	6.6%	7.5%	6.5%	6.1%	6.0%
As % of DoD Outlays	29.3%	32.3%	31.8%	31.3%	31.4%
<b>AF OUTLAYS-FY 92 \$</b>	67,474	101,713	93,677	88,692	84,215
<b>AF TOA</b>	38,976	93,546	91,505	88,692	87,545
<b>AF TOA-FY 92 \$</b>	67,474	101,713	93,677	88,692	84,215
<b>AF DETAIL: TOA BY APPROPRIATION ACCOUNT</b>					
3010 Aircraft Procurement	7,901	15,347	9,374	10,915	13,456
3020 Missile Procurement	2,149	6,296	5,731	5,841	6,776
3080 Other Procurement	2,652	8,505	7,589	8,058	8,869
3300 MILCON	567	1,106	930	1,082	781
3730 MILCON - AFR	12	46	39	21	37
3830 MILCON - ANG	36	236	181	132	41
3600 RDT&E	5,001	13,584	11,667	15,155	15,185
3500-AF MILPERS	8,496	20,047	20,015	18,905	18,739
3700-AFR MILPERS	226	662	689	705	727
3850-ANG MILPERS	289	1,064	1,119	1,146	1,195
3400-AF O&M	12,421	22,454	20,856	20,352	20,760
3740-AFR O&M	511	1,018	1,086	1,075	1,233
3840-ANG O&M	1,283	2,020	2,272	2,266	2,701
7040-MFH	0	127	163	172	188
7045-MFH Ops/Depts	0	750	771	909	979
4921 Stock Fund	0	111	888	0	0
<b>AF DETAIL: TOA BY MAJOR FORCE PROGRAM</b>					
1, Strat Forces	6,620	12,914	12,207	12,533	13,360
2, Gen Purpose Forces	11,604	21,130	17,746	17,211	17,712
3, Intelligence/Comm	4,670	17,674	16,856	19,078	19,820
4, Airlift Forces	2,216	5,472	4,193	5,844	7,586
5, Reserve Forces	3,073	5,643	5,380	5,473	6,031
6, RDT&E	4,174	8,933	7,754	9,428	9,267
7, Depot Maint/Sup	4,508	9,365	7,661	5,221	5,141
8, Training/Medical	3,882	9,615	10,043	10,347	10,625
9, Administration	529	1,505	1,180	1,186	1,631
10, Support Other Nations	281	104	111	157	161
11, SOF	0	1,220	267	280	333

Footnotes:

1/ Estimate.

OPR: SAF/FMBM, Mr D Sutor, Ext 54938.

**TABLE B-1**  
**DEPARTMENT OF DEFENSE (DOD) APPROPRIATION ACTS**  
**DATES OF ENACTMENT**

FY	EFFECTIVE DATE	P.L. DESIGNATION
1973	26 October 1972	P.L. 92-570
1974	2 January 1974	P.L. 93-238
1975	8 October 1974	P.L. 93-437
1976 1/	9 February 1976	P.L. 94-212
1977	22 September 1976	P.L. 94-419
1978	21 September 1977	P.L. 95-111
1979	13 October 1978	P.L. 95-457
1980	21 December 1979	P.L. 96-154
1981	15 December 1980	P.L. 96-527
1982	29 December 1981	P.L. 97-114
1983	21 December 1982	P.L. 97-377
1984	8 December 1983	P.L. 98-212
1985	12 October 1984	P.L. 98-473
1986	19 December 1985	P.L. 99-190
1987	18 October 1986	P.L. 99-500
1988	22 December 1987	P.L. 100-202
1989	1 October 1988	P.L. 100-463
1990	21 November 1989	P.L. 101-165
1991	5 November 1990	P.L. 101-511

Footnote:

1/ Fiscal Year changed from 1 July - 30 June to 1 October - 30 September.

OPR: SAF/FMBM, Mr D Sutor, Ext 54938.

**TABLE B-2  
DOD TOA AND OUTLAY BUDGET TRENDS  
(BILLIONS)**

FISCAL YEAR	TOA		OUTLAYS	
	THEN-YEAR	CONSTANT FY 92	THEN-YEAR	CONSTANT FY 92
1960	40.3	227.1	41.5	230.1
1962	48.4	264.9	46.8	252.8
1964	49.5	256.5	49.5	256.3
1966	64.5	301.1	54.1	257.8
1968	75.0	322.7	77.3	332.7
1970	75.5	289.6	77.1	298.2
1972	76.5	253.1	75.1	252.5
1974	81.7	230.0	77.6	226.8
1976 1/	95.7	229.2	87.9	214.9
1978	116.1	237.5	103.0	218.9
1980	142.0	240.0	132.8	234.1
1981	175.5	268.2	156.1	245.9
1982	200.7	299.4	184.5	265.1
1983	235.5	322.9	205.0	282.2
1984	255.3	339.5	220.8	282.5
1985	276.0	352.3	245.4	311.1
1986	278.2	345.9	265.6	328.9
1987	282.5	340.2	274.0	329.8
1988	288.6	335.1	281.9	326.7
1989	292.2	325.9	294.9	330.1
1990	293.8	317.5	289.8	314.3
1991 2/	274.3	282.2	287.5	296.4
1992 2/	279.0	279.0	283.0	283.0
1993 2/	278.6	268.0	279.1	268.4

Footnotes:

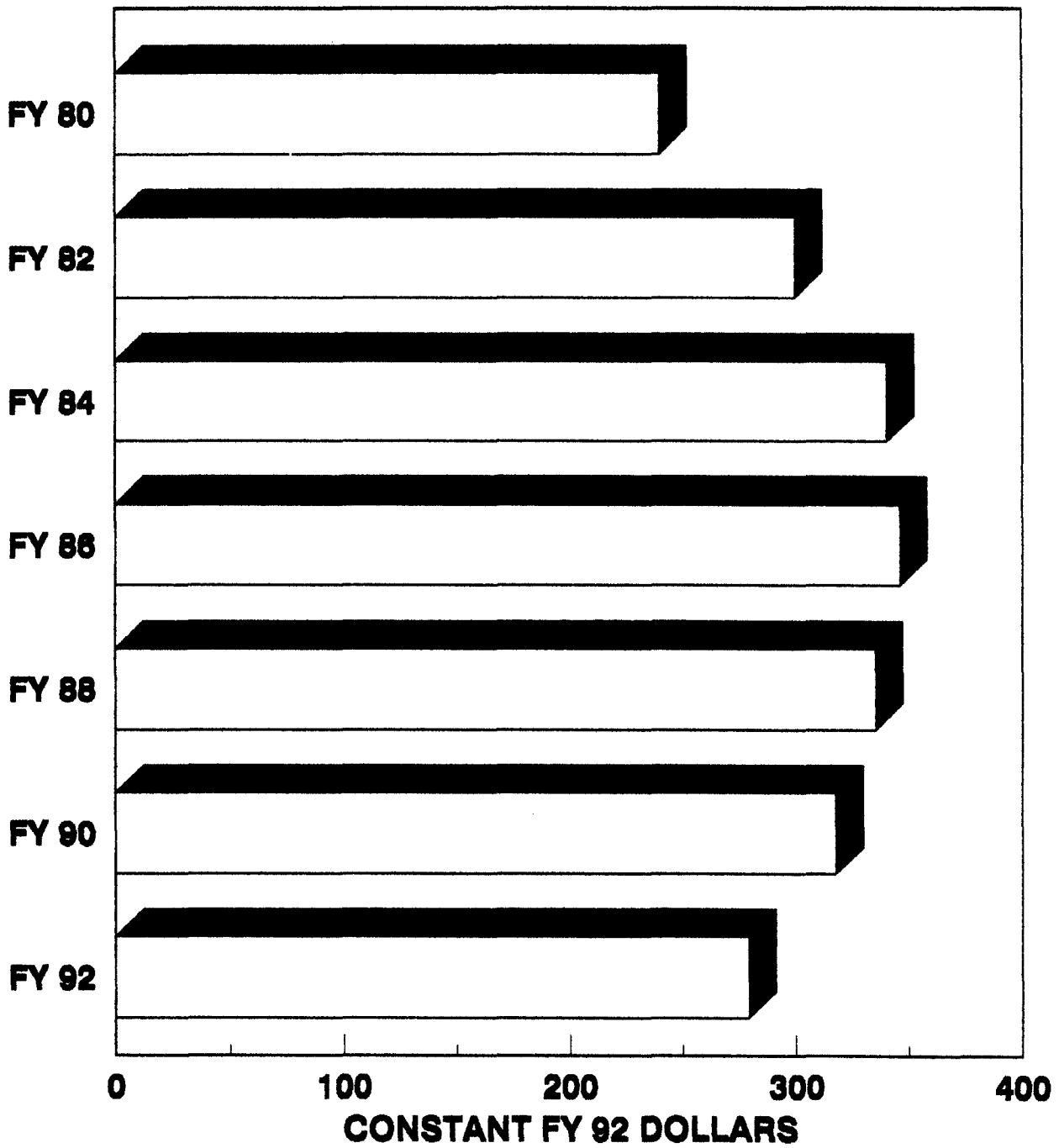
1/ Excludes FY 76 Transition Quarter.

2/ Estimated.

OPR: SAF/FMBM, Mr D Sutor, Ext 54938.

**TABLE B-1**  
**DOD TOTAL OBLIGATIONAL AUTHORITY (TOA) TRENDS**  
**(DOLLARS IN BILLIONS)**

**FISCAL YEAR**



**DATA SOURCE: TABLE B-2**

TABLE B-3						
DOD BUDGET LONG-RANGE FORECAST (BILLIONS) 1/						
	FY 90	FY 91	FY 92	FY 93	FY 94	FY 95
<b>BUDGET AUTHORITY</b>						
<b>THEN-YEAR PRICES</b>	291.8	272.6	279.0	278.6	279.0	281.5
<b>OUTLAYS</b>						
<b>THEN-YEAR PRICES</b>	288.1	287.1	283.5	279.9	274.0	275.4

Footnote:

1/ FY 91 through FY 95 values are estimated.

OPR: SAF/FMBM, Mr D Sutor, Ext 54938.

Data Source: "Budget of the United States Government for FY 1991," Part 2, pp 190-191.

TABLE B-4				
DOD TOTAL OBLIGATIONAL AUTHORITY (TOA): INVESTMENT, RESEARCH AND OPERATIONS ACCOUNTS (BILLIONS)				
FY	RESEARCH	1/ INVESTMENT	2/ OPERATIONS	TOTAL 3/
<b>THEN-YEAR DOLLARS</b>				
1980	13.492	37.342	91.148	141.982
1981	16.630	50.607	108.311	175.548
1982	20.090	68.130	112.447	200.667
1983	22.789	80.818	131.886	235.493
1984	26.863	88.147	140.256	255.266
1985	30.571	95.362	150.112	276.045
1986	33.550	92.344	152.270	278.164
1987	35.720	88.182	158.604	282.506
1988	37.027	88.160	163.420	288.607
1989	37.506	85.517	169.167	292.190
1990	36.832	88.477	170.708	295.815
1991 4/	34.555	69.629	170.099	274.283
1992 4/	39.923	67.957	171.123	279.003
1993 4/	41.034	70.455	167.146	278.635
<b>CONSTANT FY 92 DOLLARS</b>				
1980	22.159	61.672	155.950	239.781
1981	25.148	77.386	165.664	268.198
1982	28.733	98.691	171.955	299.379
1983	31.442	111.746	179.719	322.907
1984	35.737	117.910	185.866	339.513
1985	39.454	123.729	189.126	352.309
1986	42.168	116.046	187.650	345.864
1987	43.525	106.688	190.007	340.220
1988	43.510	102.729	186.868	335.107
1989	42.285	95.752	187.892	325.929
1990	39.654	93.080	184.715	317.449
1991 4/	35.868	72.176	174.204	282.248
1992 4/	39.923	67.957	171.123	279.003
1993 4/	39.578	68.051	160.409	268.038

Footnotes:

1/ Procurement and MILCON appropriations.

2/ Operations includes all other appropriations.

3/ Totals may not add due to rounding.

4/ Estimated.

OPR: SAF/FMBM, Mr D Sutor, Ext 54938.

TABLE B-5				
DOD BUDGET OUTLAYS:				
INVESTMENT, RESEARCH AND OPERATIONS ACCOUNTS				
(BILLIONS)				
FY	RESEARCH	1/ INVESTMENT	2/ OPERATIONS	TOTAL 3/
<b>THEN-YEAR DOLLARS</b>				
1980	13.127	31.471	88.242	132.840
1981	15.278	37.277	103.598	156.153
1982	17.729	45.917	120.874	184.520
1983	20.554	57.176	127.310	205.040
1984	23.117	65.585	132.104	220.806
1985	27.103	74.641	143.680	245.424
1986	32.283	81.584	151.822	265.689
1987	33.596	86.597	153.814	274.007
1988	34.792	83.040	164.103	281.935
1989	37.002	86.895	170.983	294.880
1990	37.458	86.052	166.245	289.755
1991 4/	35.543	83.690	168.218	287.451
1992 4/	37.841	79.148	166.056	283.045
1993 4/	39.746	73.580	165.822	279.148
<b>CONSTANT FY 92 DOLLARS</b>				
1980	22.290	59.309	158.182	239.781
1981	23.494	63.289	181.415	268.198
1982	25.397	69.432	204.550	299.379
1983	28.366	80.397	214.144	322.907
1984	30.686	86.899	221.928	339.513
1985	34.818	95.642	221.849	352.309
1986	40.394	101.692	203.778	345.864
1987	40.863	105.078	194.279	340.220
1988	41.011	97.809	196.287	335.107
1989	41.820	98.215	185.894	325.929
1990	40.699	93.517	183.233	317.449
1991 4/	36.964	87.122	158.162	282.248
1992 4/	37.841	79.248	161.914	279.003
1993 4/	38.312	70.951	158.775	268.038

Footnotes:

1/ Procurement and MILCON appropriations.

2/ Operations includes all other appropriations.

3/ Totals may not add due to rounding.

4/ Estimated.

OPR: SAF/FMBM, Mr D Sutor, Ext 54938.

**TABLE B-6  
DOD: TOTAL OBLIGATIONAL AUTHORITY BY SERVICE COMPONENT  
(BILLIONS)**

FISCAL YEAR	ARMY	NAVY	AIR FORCE	DEFENSE AGCY/OSD	DEFENSE-WIDE	TOTAL 1/
<b>THEN-YEAR DOLLARS</b>						
1980	34.572	46.984	41.556	5.268	13.603	141.983
1981	43.176	57.050	52.370	6.758	16.194	175.548
1982	52.099	68.034	65.017	7.887	17.630	210.667
1983	57.359	78.951	73.440	9.295	16.448	235.493
1984	61.516	80.549	85.304	10.712	17.184	255.265
1985	72.792	92.967	96.499	12.971	0.817	276.045
1986	73.793	93.168	93.938	15.555	1.709	278.184
1987	75.313	94.606	93.869	17.553	1.165	282.506
1988	76.769	102.362	90.545	17.058	1.872	288.607
1989	78.950	97.847	95.286	18.216	1.891	292.190
1990	79.255	100.817	93.371	18.009	2.363	293.815
1991 2/	72.994	91.925	83.400	20.818	5.147	274.283
1992 2/	71.287	91.834	86.758	21.953	7.171	279.003
1993 2/	67.925	92.690	91.667	20.721	5.632	278.635
<b>CONSTANT FY 92 DOLLARS</b>						
1980	61.396	78.417	68.226	8.898	22.846	239.782
1981	68.910	86.514	77.814	10.457	24.503	268.198
1982	76.589	95.423	89.745	11.628	24.994	299.379
1983	80.583	108.279	98.813	13.105	22.128	322.907
1984	83.312	107.150	112.153	14.538	22.361	339.513
1985	93.104	118.819	122.308	17.025	1.054	352.309
1986	91.747	115.939	116.189	19.842	2.146	345.864
1987	90.767	113.848	112.614	21.528	1.412	340.220
1988	88.862	118.782	105.131	20.142	2.190	335.107
1989	87.774	109.090	106.395	20.548	2.123	325.929
1990	85.479	108.854	101.097	19.469	2.550	317.449
1991 2/	75.708	94.480	85.093	21.620	5.340	282.241
1992 2/	71.287	91.834	86.758	21.953	7.171	279.003
1993 2/	65.217	89.167	88.252	19.968	5.434	268.038

Footnotes:

1/ Totals may not add due to rounding.

2/ Estimated.

OPR: SAF/FMBM, Mr D Sutor, Ext 54938.

**TABLE B-7  
DOD: OUTLAYS BY SERVICE COMPONENT  
(BILLIONS)**

FISCAL YEAR	ARMY	NAVY	AIR FORCE	DEFENSE AGCY/OSD	DEFENSE-WIDE	TOTAL 1/
<b>THEN-YEAR DOLLARS</b>						
1980	32.601	42.710	38.976	4.826	13.728	132.841
1981	37.620	50.482	45.157	7.139	15.756	156.153
1982	45.281	59.242	55.676	7.107	17.214	184.520
1983	51.521	67.402	62.894	6.942	16.282	205.040
1984	55.655	70.920	68.620	8.813	16.798	220.806
1985	66.762	84.197	81.988	12.009	0.467	245.424
1986	71.160	88.492	91.188	14.283	0.565	265.689
1987	73.808	90.813	91.144	17.254	0.987	274.006
1988	77.315	94.570	93.060	15.778	1.212	281.935
1989	79.973	101.171	94.676	17.616	1.444	294.880
1990	78.017	97.725	93.546	18.433	2.035	289.756
1991 2/	77.642	96.526	91.505	18.968	2.810	287.451
1992 2/	74.304	95.123	88.692	20.957	3.970	283.046
1993 2/	70.031	94.480	87.545	20.750	6.342	279.148
<b>CONSTANT FY 92 DOLLARS</b>						
1980	59.727	75.485	67.474	8.319	23.059	234.064
1981	61.661	79.608	69.651	11.140	23.829	245.897
1982	67.323	85.000	77.818	10.523	24.378	265.062
1983	72.846	92.608	84.960	7.869	21.899	280.182
1984	75.292	93.893	89.501	12.000	21.848	292.534
1985	84.954	106.895	102.910	15.735	0.598	311.092
1986	88.111	109.647	112.238	18.191	0.704	326.891
1987	88.907	109.274	109.265	21.181	1.198	329.825
1988	89.739	110.332	108.536	18.680	1.428	328.713
1989	89.140	113.309	106.119	19.908	1.632	330.107
1990	84.370	106.013	101.713	19.985	2.211	314.292
1991 2/	80.632	99.456	93.677	19.727	2.926	296.418
1992 2/	74.304	95.123	88.692	20.957	3.970	283.045
1993 2/	67.224	90.829	84.215	19.986	6.115	268.369

Footnotes:

1/ Totals may not add due to rounding.

2/ Estimated.

OPR: SAF/FMBM, Mr D Sutor, Ext 54938.

<b>TABLE B-8</b>					
<b>DOD TOA: PROCUREMENT BY SERVICE COMPONENT</b>					
<b>THEN-YEAR DOLLARS (BILLIONS) 1/</b>					
	<b>FY 89</b>	<b>FY 90</b>	<b>FY 91 2/</b>	<b>FY 92 2/</b>	<b>FY 93 2/</b>
<b>GRAND TOTAL</b>	<b>79.699</b>	<b>81.296</b>	<b>64.287</b>	<b>63.401</b>	<b>66.721</b>
<b>ARMY TOTAL</b>	<b>14.784</b>	<b>13.899</b>	<b>9.024</b>	<b>8.028</b>	<b>7.612</b>
Aircraft Procurement	2.855	3.713	1.048	1.668	1.247
Missile Procurement	2.580	2.266	2.216	1.107	1.342
Weapons/Tracked Veh Proc	2.671	2.434	1.929	0.839	0.574
Ammunition Procurement	2.020	1.906	1.339	1.250	1.195
Other Procurement	4.658	3.580	2.492	3.164	3.254
<b>NAVY TOTAL</b>	<b>31.287</b>	<b>34.600</b>	<b>27.266</b>	<b>27.970</b>	<b>27.178</b>
Aircraft Procurement	9.311	9.178	6.146	7.232	6.953
Weapons Procurement	6.092	5.238	5.675	4.581	4.755
Shipbuilding/Conversion	9.840	11.514	9.208	8.647	8.298
Other Procurement	4.753	7.570	5.547	6.471	6.521
Procurement, Marine Corps	1.291	1.100	0.690	1.039	0.651
<b>AIR FORCE TOTAL</b>	<b>30.991</b>	<b>30.144</b>	<b>22.705</b>	<b>24.816</b>	<b>29.103</b>
Aircraft Procurement	15.651	15.347	9.374	10.916	13.457
Missile Procurement	7.147	6.292	5.732	5.842	6.777
Other Procurement	8.193	8.505	7.599	8.058	8.869
<b>OTHER TOTAL</b>	<b>2.637</b>	<b>2.653</b>	<b>5.292</b>	<b>2.587</b>	<b>2.828</b>
Defense Agencies	1.293	1.359	2.433	2.112	2.201
Reserve Forces Equipment	1.138	0.991	2.516	-	-
Def Prod Act Purchases	0.027	0.049	0.050	-	-
DoD Chem Demil Program	0.179	0.254	0.293	0.475	0.627

Footnotes:

1/ Totals may not add due to rounding.

2/ Estimated.

OPR: SAF/FMBM, Mr D Sutor, Ext 54938.

Data Source: Procurement P-1 Exhibits.

<b>TABLE B-9</b>					
<b>DOD TOA: RDT&amp;E DETAIL</b>					
<b>THEN-YEAR DOLLARS (BILLIONS) 1/</b>					
	<b>FY 89</b>	<b>FY 90</b>	<b>FY 91 2/</b>	<b>FY 92 2/</b>	<b>FY 93 2/</b>
<b>TOTAL RDT&amp;E TOA</b>	<b>37.506</b>	<b>38.632</b>	<b>34.555</b>	<b>39.923</b>	<b>41.034</b>
<b>DETAIL BY APPROPRIATION</b>					
RDT&E, Army	5.154	5.300	5.363	6.236	5.867
RDT&E, Navy	9.283	9.511	8.345	8.199	9.488
RDT&E, Air Force	14.668	13.584	11.687	15.155	15.185
RDT&E Defense Agencies	8.182	8.045	8.909	10.033	10.190
Dir, T & E, Defense	0.149	0.178	0.237	0.286	0.289
Dir, Operational T & E	0.071	0.013	0.014	0.014	0.015
<b>DETAIL BY RESEARCH AREA</b>					
Research	0.951	0.836	1.125	1.009	1.043
Exploratory Development	2.541	2.408	2.724	2.861	2.988
Advanced Development	10.376	10.249	10.525	11.128	11.317
Engineering Development	11.413	11.025	9.050	11.135	11.461
Management & Support	2.808	2.775	2.689	2.960	2.961
Operational Systems Dev	9.417	9.238	8.442	10.830	11.265
<b>DETAIL BY BUDGET AREA</b>					
Technology Base	3.506	3.345	3.849	3.870	4.031
Advanced Technology Dev	5.837	5.833	5.199	7.225	7.383
Strategic Programs	6.428	5.920	4.300	5.159	4.982
Tactical Programs	12.989	13.237	12.815	14.237	15.043
Intelligence/Comm	4.512	4.791	4.474	5.184	5.143
Defensewide Mission Spt	4.234	4.234	4.018	4.248	4.452
<b>DETAIL BY FIVE-YEAR DEFENSE PROGRAM</b>					
Strategic Forces	0.657	0.550	0.831	0.621	0.761
General Purpose Forces	1.930	2.023	1.962	2.724	2.866
Intelligence/Comm	6.192	6.235	5.225	7.053	7.151
Airlift/Sealift	0.014	0.015	0.023	0.014	0.014
Guard and Reserve	0.079	0.018	-	-	-
Research and Development	28.081	27.394	26.113	29.092	29.769
Central Supply & Maint	0.203	0.220	0.302	0.134	0.195
Admin & Assoc Activities	0.000	0.004	0.096	0.005	0.006
Support of Other Nations	0.004	0.004	0.006	0.004	0.004
Special Operations Forces	0.337	0.169	0.191	0.226	0.268

Footnotes:

1/ Totals may not add due to rounding.

2/ Estimated.

OPR: SAF/FMBM, Mr D Sutor, Ext 54938.

**TABLE B-10  
DOD PERSONNEL POPULATION BY SERVICE COMPONENT  
(THOUSANDS) 1/**

	FY 87	FY 88	FY 89	FY 90
<b>TOTAL DOD POPULATION</b>	4,473	4,399	4,432	4,282
<b>ACTIVE DUTY MILITARY</b>	2,175	2,138	2,131	2,044
Army	781	772	770	732
Navy	587	593	593	579
Marine Corps	200	197	197	197
Air Force	607	576	571	535
<b>CIVILIANS</b>	1,134	1,091	1,118	1,073
Army	420	395	405	382
Navy/Marine Corps	354	349	355	342
Air Force	265	254	262	250
Defense Agencies	95	93	96	99
<b>TOTAL SELECTED RESERVES 2/</b>	1,164	1,170	1,183	1,165
<b>DOD TOTAL</b>	1,151	1,158	1,171	1,153
Army National Guard	452	455	457	444
Army Reserve	314	313	319	310
Naval Reserve	148	149	152	153
Marine Corps Reserve	42	44	44	45
Air National Guard	115	115	116	118
Air Force Reserve	80	82	83	84
<b>COAST GUARD TOTAL 3/</b>	13	12	12	12

**Footnotes:**

1/ Numbers may not add due to rounding.

2/ The Selected Reserve consists of those units and individuals within the Ready Reserve designated by their respective Services & approved by the JCS as so essential to initial wartime missions as to have priority over all other reservists. All Selected Reservists are in an active status; included are Drilling unit support personnel (including Navy TARs), training pipeline personnel, Cat D IMAs and full-time individual support reservists (AGRs).

3/ Attached to the US Department of Transportation.

OPR: Selected Reserves—Defense Manpower Data Center, SFC D L Neher, 703-696-5848, 1800 Wilson Blvd., Suite 400, Arlington VA, 22209-2593. Active Duty Military & Civilians—OSD/WHS, Directorate for Information Operations & Reports, Mr Louis Schenck, 703-746-0795.

Data Source: (Active Military) "DOD Military Manpower Statistics;" (Active Civilian) "DOD Civilian Manpower Statistics," OSD/WHS, DIOR.

**TABLE B-11  
DOD PAY  
(PERCENT OF TOTAL DOD OUTLAYS)**

FY	PERCENT
1960	43
1962	42
1963	44
1964	49
1965	49
1966	47
1967	44
1968	42
1969	45
1970	49
1971	52
1972	53
1973	56
1974	55
1975	55
1976	55
1977	54

FY	PERCENT
1977	54
1978	53
1979	51
1980	49
1981	49
1982	45
1983	44
1984	42
1985	40
1986	39
1987	39
1988	40
1989	40
1990	41
1991 1/	41
1992 1/	41
1993 1/	42

Footnote:

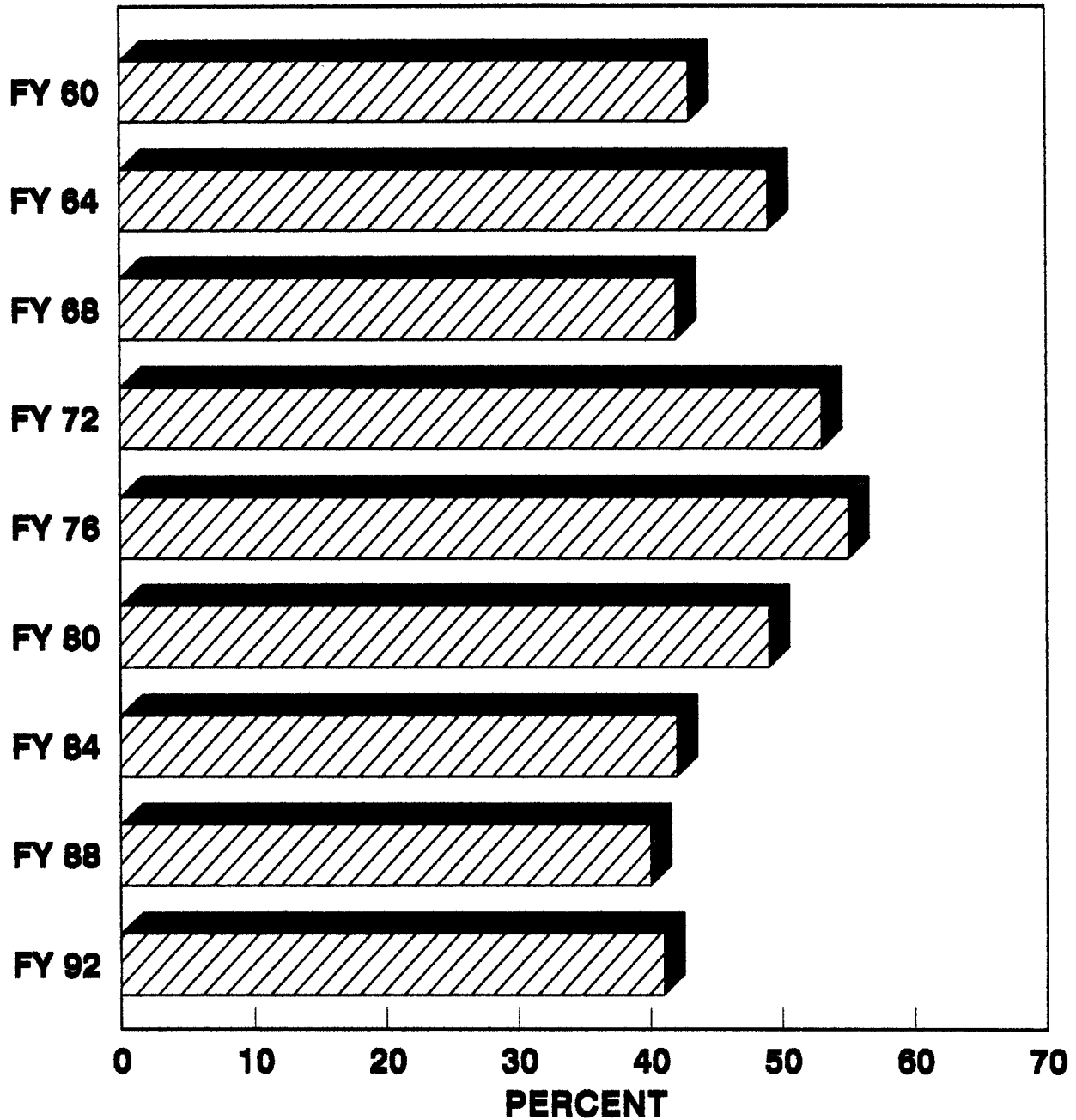
1/ Estimated.

OPR: SAF/FMBM, Mr D Sutor, Ext 54938.

Data Source: OASD (C), Directorate of Program & Financial Control.

**TABLE B-2  
DOD PAY  
AS A PERCENT OF TOTAL DOD BUDGET OUTLAYS**

**FISCAL YEAR**



**DATA SOURCE : TABLE B-11**

TABLE B-12		
DEFENSE OUTLAYS VS PAYMENT TO INDIVIDUALS AS A PERCENT OF THE GROSS NATIONAL PRODUCT (GNP)		
FISCAL YEAR	NATIONAL DEFENSE OUTLAYS	PAYMENT TO INDIVIDUALS
1960	9.5	4.8
1962	9.4	5.2
1964	8.7	5.1
1966	7.9	5.0
1968	9.6	5.9
1970	8.3	6.5
1972	6.9	8.1
1974	5.6	8.5
1976 1/	5.3	10.6
1978	4.8	9.5
1980	5.0	10.4
1981	5.3	10.9
1982	5.9	11.4
1983	6.3	11.9
1984	6.2	10.9
1985	6.4	10.8
1986	6.5	10.8
1987	6.4	10.6
1988	6.1	10.5
1989	5.9	10.4
1990	5.5	10.8
1991 2/	5.3	11.6
1992 2/	4.9	11.7
1993 2/	4.5	11.6

Footnotes:

1/ Excludes Transition Quarter.

2/ Estimated.

OPR: SAF/FMBM, Mr D Sutor, Ext 54938.

Data Source: "Historical Tables, Budget of the U S Government," FY 91, Table 6.1

TABLE B-13		
DEFENSE OUTLAYS VS PAYMENT TO INDIVIDUALS AS A PERCENT OF FEDERAL OUTLAYS		
FISCAL YEAR	NATIONAL DEFENSE OUTLAYS	PAYMENT TO INDIVIDUALS
1960	52.2	26.2
1962	49.0	26.2
1964	46.2	27.2
1966	43.2	27.5
1968	46.0	27.9
1970	41.8	33.1
1972	34.3	40.3
1974	29.5	44.6
1976 1/	24.1	46.6
1978	22.8	46.1
1980	22.7	47.1
1981	23.2	47.8
1982	24.9	46.0
1983	26.0	49.0
1984	26.7	47.1
1985	26.7	45.1
1986	27.6	45.5
1987	28.1	46.9
1988	27.3	47.0
1989	26.5	46.7
1990	23.9	46.6
1991 2/	21.2	46.1
1992 2/	20.4	46.5
1993 2/	20.1	51.4

Footnotes:

1/ Excludes Transition Quarter.

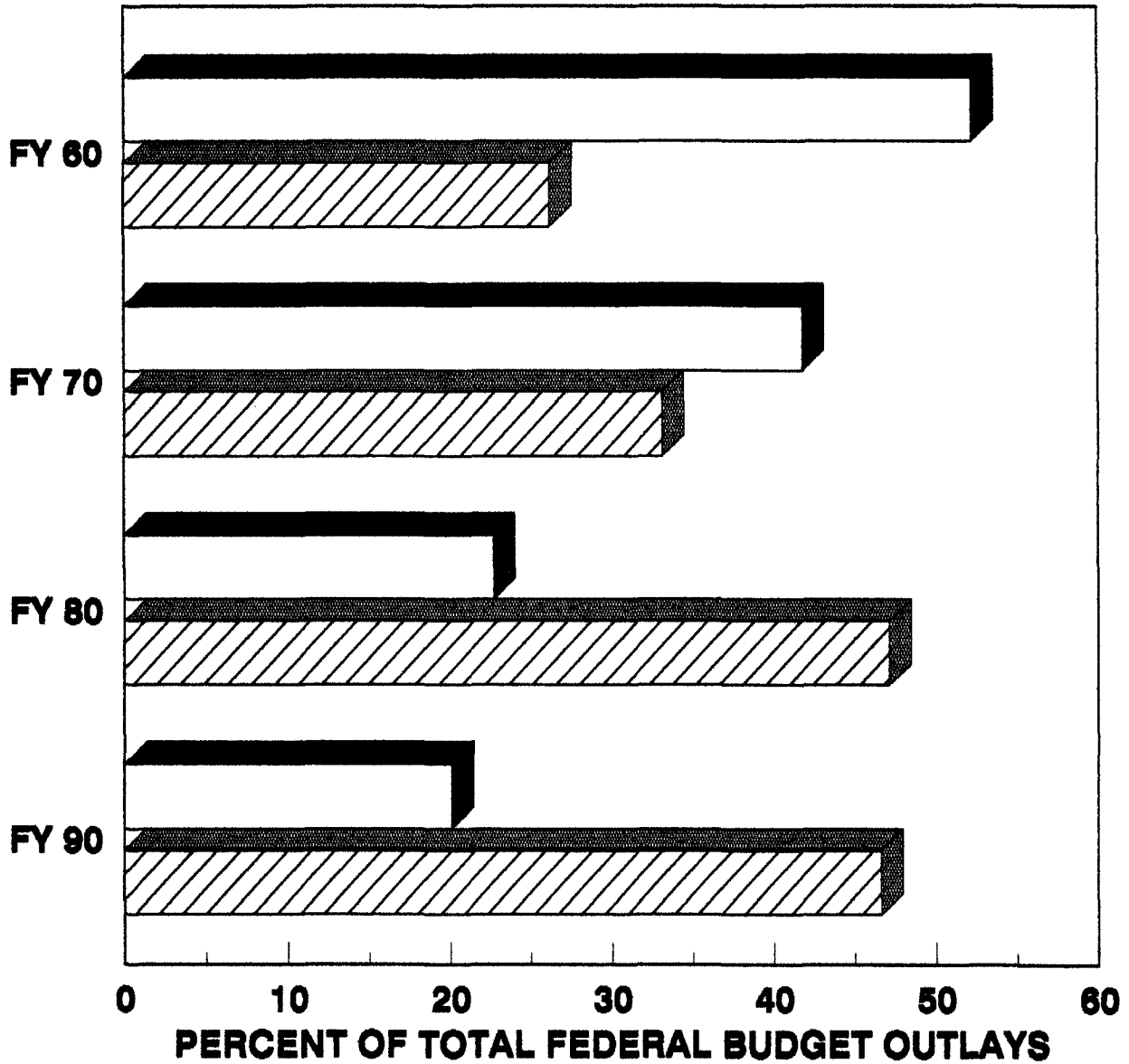
2/ Estimated.

OPR: SAF/FMBM, Mr D Sutor, Ext 54938.

Data Source: "Historical Tables, Budget of the US Government," FY 91, Table 6.1.

**TABLE B-3  
US DEFENSE OUTLAYS VS PAYMENTS TO INDIVIDUALS  
AS A PERCENT OF TOTAL FEDERAL OUTLAYS**

**FISCAL YEAR**



	<b>DEFENSE OUTLAYS</b>		<b>PAYMENTS TO INDIVIDUALS</b>
---	----------------------------	---	------------------------------------

**DATA SOURCE: TABLE B-13**

## TABLE C-1

### AIR FORCE BUDGET OBJECTIVES

The United States Air Force of today is the best in the world — bar none. Our unparalleled ability to rapidly project precise, lethal force anywhere in the world provides our nation's leaders with the flexible capabilities needed to underwrite national security objectives in an exceptionally dynamic time.

As outlined in the Air Force's strategic planning framework, "Global Reach — Global Power", the unique characteristics of the Air Force — speed, range, flexibility, precision, and lethality — contribute significantly to underwriting US national security objectives. Our challenge is to organize, train, equip, provide, and support the balanced aerospace forces needed to deter aggression across the spectrum of conflict and, should deterrence fail, provide our leaders a broad range of options to achieve national objectives.

The evolving world order dictates a fundamental restructure of the Air Force, which affects both the overall size of the Air Force and internal organization. The reduced Soviet conventional threat enables us to respond to economic pressures by reducing force structure. While a smaller force inherently entails some increased level of risk, we are applying advanced technologies to enhance overall lethality and power projection capabilities. We are protecting the core capabilities that will sustain "Global Reach — Global Power" into the 21st century, including programs such as the B-2, C-17, ATF, and advanced munitions. At the same time, alternatives have been sought where the threat is diminishing, programs are in technical difficulty, or costs are prohibitive. Our investment strategy includes efforts to preserve the vital technologies essential to our future strength.

The FY 92/93 President's Budget enables the Air Force to provide those options for national security best achieved through aerospace power. Air Force strategic forces continue to play a vital role in the nation's defense, providing two legs of our nuclear deterrent Triad, as well as long-range conventional forces to project power worldwide within hours of notification. Theater forces can respond rapidly to contingencies throughout the world, furnishing the flexible forces and options that our national leaders require to meet any challenge to US interests. Our airlift and aerial refueling forces provide the global reach that enable forces from all the services to be shifted rapidly worldwide. C3 and space assets provide the high ground to assess and direct military combat. We will continue to integrate space functions into the basic roles and missions of the Air Force.

People underwrite all of our efforts. We must continue to attract high-quality people to the active and reserve forces, and retain those in which we have already made a substantial investment; without them, we will be operating at a less-than-optimum level, unable to exploit the technological capabilities of our advanced weapons systems. At the same time, we recognize the need to get the most out of our past and future investments in hardware, and will continue to leverage those investments by maximizing the readiness of our present forces and by improving existing systems through cost-effective modifications and upgrades. The FY 92/93 President's Budget provides a range of balanced capabilities that will enable the Air Force to continue providing the global reach and global power needed to underwrite future US national security objectives.

OPR: SAF/LLX, Lt Col Evans, ext 50137

**TABLE C-2**

**CHRONOLOGY HIGHLIGHTS  
DEFENSE AUTHORIZATION CONFERENCE, FY 1991**

**MILITARY PERSONNEL**

Sec 401 authorizes 510,000 active military personnel, of which not more than 95,027 may be officers, and reduces end strengths by FY95 to 415,000

Sec 403 reduces the number of general officers to 328 before 1 Oct 95 and 279 after that date

Sec 406 reduces the European end strength levels to 281,855

Sec 501 removes the limitation (\$30,000) on separation pay

Sec 502 provides a package of benefits for members being separated (employment assistance, health benefits, commissary benefits, etc)

Sec 522 reduces the time-in-grade requirement for retention of grade upon voluntary retirement (to 2-years for a 5-year period beginning 1 Oct 90)

Sec 531 reduces the number of appointments for entering a service academy in FY91 to 100 less than in FY90 and to no more than 1,000 in FY95

Sec 601 authorizes a pay increase of 4.1% effective 1 Jan 91

Sec 1111 provides Imminent Danger Pay after 1 Aug 90 in connection with Operation Desert Shield

Sec 1455 places a limitation of 50,000 end strengths on personnel stationed in Japan

**OPERATION AND MAINTENANCE**

O&M, AF was reduced a total of \$1,424.8M. The major authorization reductions were:

	(\$M)
Force Structure Support Costs	-185.0
Civilian Personnel (with Foreign Nationals)	-331.2
RPMA	-180.0
Spare Parts/Inventory Management	-148.7
School Training	-90.0
Increased Use of Reserve Forces	-67.0
Property Disposal	-65.0
Depot Maintenance	-55.0

**TABLE C-2 (CONT'D)**

**CHRONOLOGY HIGHLIGHTS  
DEFENSE AUTHORIZATION CONFERENCE, FY 1991**

**PROCUREMENT**

**(a) Aircraft Procurement**

**F-16:** The conferees authorized \$1,925.1M to procure 108 aircraft (vice 150) and \$225.3M for advance procurement

**C-17:** Two aircraft authorized with \$400M for procurement, \$60M for advance procurement, and \$90M for initial spares.

**Sec 161** restricts obligation of production funds until after the first flight of the first production aircraft

**Sec 121** limits obligations for procurement of the B-2 to \$2,349.3M

**Spares and Repair Parts:** Reduced by \$820.8M

**(b) Missile Procurement**

**ICBM Modernization:** Sec 231 provides \$687.7M of which \$680.2M is available for the RGXX and SICBM

**Tacit Rainbow:** Reduced by \$167.9M

**AMRAAM:** Reduced by \$430.0M

**(c) Other Procurement**

The Conference Committee added \$40.9M for procurement of the Laser Bomb Guidance Kit

**Bigeye:** Terminated

**Tactical Air Control System:** Reduced the request by \$75M

**Milestar:** Deleted the \$178M request

**TABLE C-2 (CONT'D)**

**CHRONOLOGY HIGHLIGHTS  
DEFENSE AUTHORIZATION CONFERENCE, FY 1991**

**RESEARCH AND DEVELOPMENT**

**NASP: The conferees authorized \$119M**

**ASMS: Reduced request of \$100.3M to \$85.7M**

**B-2: Funded at \$1,750.7 (the MAR level)**

**ICBM Modernization: Reduced by \$70M**

**Milstar: Deleted the request of \$744.2M and added \$500M for an Advanced Communications Satellite Relay**

**ATF: Added \$200M but deleted the request of \$283.4M for FSD**

**GENERAL PROVISIONS**

**Sec 312 prohibits the management of civilian personnel by end strengths**

**Sec 322 prohibits any RIFs or furloughs of industrially funded civilians until 45 days after submitting a report to Congress**

**Sec 351 directs the AF to continue the operations of the hurricane reconnaissance mission**

**Sec 711 places restrictions on reducing the number of medical personnel below the level of 30 Sep 89**

**Sec 712 increases the annual deductibles under CHAMPUS from \$50 to \$150 for a member and \$100 to \$300 for a family (except below E-5)**

**Sec 905 requires a reduction of at least 20% in the defense acquisition workforce FY FY95 (and not less than a 4% reduction of the 30 Sep 90 level each year)**

**Sec 906 requires a like reduction in the personnel assigned to management headquarters activities and headquarters support activities**

**Sec 1202 establishes policies for the management of personnel serving in acquisition positions including accession, education, training, and career development**

**Sec 1405 establishes new policies on the availability of "M" account balances**

**TABLE C-2 (CONT'D)**

**CHRONOLOGY HIGHLIGHTS  
DEFENSE APPROPRIATION CONFERENCE, FY 1991**

**NOTE:** Appropriation Conference line item detail is incomplete, therefore adjusting entries were made to agree with appropriation totals.

**TITLE I - MILITARY PERSONNEL**

**PCS Moves:** The conferees agreed to a provision (Sec 8096) limiting to 95,000 the number of active duty personnel PCS moves to Europe

**European Troop Strength (ETS):** Sec 8122 reduces the end strength ceiling for ETS by 50,000 to 261,855

**Pay Raise:** Sec 8141 appropriates an additional \$165M DOD-wide to partially provide for the pay raise increase from 3.5% to 4.1%

**End Strength Reductions:** The conferees reduced \$142M due to the FY 90 manpower drawdown (fewer manyears in FY 91) and an additional \$90.6M for further troop strength reductions

**TITLE II - OPERATION AND MAINTENANCE**

**Budget Justification:** The conferees have requested further justification in the PB submission down to a level similar to that provided for the Procurement and RDT&E appropriations and have asked for changes in the DD Comp (M) 1002 report

**RPM:** Conferees have directed that 75% of the RPM reductions be applied to overseas bases

**Inapplicable Inventories:** Sec 8106 makes an additional DOD-wide cut of \$400M due to "excess growth in inapplicable inventories"

**Depot Maintenance:** A floor on depot maintenance was set at \$2,622,472,000

**CAAS:** Section 8050 places a cap of \$1,305M on procurement of advisory or assistance services by DOD

**CHAMPUS:** In addition to the amounts appropriated, \$85M DOD-wide is provided for CHAMPUS costs

**TABLE C-2 (CONT'D)**

**CHRONOLOGY HIGHLIGHTS  
DEFENSE APPROPRIATION CONFERENCE, FY 1991**

**O&M, AF Reductions: Major O&M. AP reductions/adds made by the conferees include:**

	<b>(\$M)</b>
<b>Aircraft Service Extension Program</b>	<b>-100.0</b>
<b>Travel</b>	<b>-130.0</b>
<b>RPMA-Europe and Pacific</b>	<b>-150.0</b>
<b>Civilian Manpower</b>	<b>-311.1</b>
<b>Foreign National Employees</b>	<b>-126.0</b>
<b>FY 90 Personnel Freeze Savings</b>	<b>-38.7</b>
<b>Troop Reduction</b>	<b>-107.1</b>
<b>ADP Programs</b>	<b>-407.2</b>
<b>CIM (transfer)</b>	<b>-427.2</b>
<b>CHAMPUS</b>	<b>150.0</b>
<b>SF Operation Cost</b>	<b>-103.4</b>
<b>SF and Material Purchase</b>	<b>-170.8</b>

**TITLE III - PROCUREMENT**

**(a) Aircraft Procurement**

**B-2A: The conferees appropriated \$2,349.3 for procurement but deleted the request for advance procurement (\$-710M)**

**C-17: Appropriated \$400M for procurement and \$60M for advance procurement**

**F-16 C/D: Agreed with the House mark of \$1,857.1M for the F-16 C/D (MYP) and \$225.3M for advance procurement**

**TTTS: Reduced \$29.4M from the request**

**Spares and Repair Parts: Made a reduction of \$818.8M including a cut of \$621.6M for the B-2**

**(b) Missile Procurement**

**M-X: Appropriated \$855M**

**Advanced Cruise Missile: Approved the budget request of \$365.9M for procurement (100 missiles) and reduced \$19.1M from the advance procurement request**

**TABLE C-2 (CONT'D)**

**CHRONOLOGY HIGHLIGHTS  
DEFENSE APPROPRIATION CONFERENCE, FY 1991**

**Tacit Rainbow: Deleted all funding**

**AMRAAM: Reduced the request by \$358.1M**

**(c) Other Procurement**

**Laser Bomb Guidance Kit: Added \$39M**

**Tactical Air Control System: Reduced the request by \$75M to \$157M**

**Milstar: Deleted the request of \$178M**

**ACP: Reduced \$40M**

**TITLE IV - RESEARCH AND DEVELOPMENT**

**ATF: The conferees agreed with the House funding and language permitting the ATF to proceed with FSD (\$200M) and included bill language (Sec 8142) to accomplish this.**

**NASP: Appropriated \$163M**

**ICBM Modernization: Agreed with the House recommended funding level of \$617.7M**

**B-2: Appropriated \$1,750.7M**

**JSTARS: Reduced the request by \$42M**

**TITLE V - REVOLVING FUNDS**

**AF Stock Fund: Appropriated \$1,152.1M including reductions of \$79.3M for "M" account payback and \$108.8M against war reserve stocks**

**TITLE VIII - GENERAL PROVISIONS**

**Sec 8007: Provides \$2,250M in general transfer authority (vice the request of \$3B)**

**Sec 8064: Increases CHAMPUS deductibles to \$150 for individuals and \$300 for families on 1 April 91**

**TABLE C-2 (CONT'D)**

**CHRONOLOGY HIGHLIGHTS  
DEFENSE APPROPRIATION CONFERENCE, FY 1991**

Sec 8080: Accepts House language which changes the management of "M" and surplus Fund account

Sec 8102: Rescinds \$261.9M from PY Air Force funds

**MILITARY CONSTRUCTION (AIR FORCE)**

- Appropriation Conference Action (101-888) 16 Oct 90

Pres Budget	Approp Conf	Percent Approved	Amt Red (Net)
\$1,376,200,000	\$949,094,000	69.0%	\$427,106,000

- Significant Reductions: Peacekeeper-Rail Garrison \$242,720,000; Overseas Construction (37 Projects) \$141,909,000; Arnold LRTF (J-6) \$79,300,000; B-2 General Reduction \$37,050,000

- Congressional Adds: 23 Projects, \$135,903,000

- Congressional Guidance

— DoD should critically review its overseas base structure in terms of reduced force goals overseas and the need for more burdensharing by our allies.

— The conferees expect that funds from the Base Closure Account can be utilized to support the Homeowners Assistance Program.

- AF Reserve: Pres Budget \$37,700,000; appropriated \$38,600,000 (102.4%)

- Air National Guard: Pres Budget \$86,500,000; appropriated \$114,060,000 (171.5%)

- Military Family Housing: Pres Budget \$971,900,000; appropriated \$934,399,000 (96.1%)

— The conferees direct that \$11,300,000 for phase III of MFH improvements at Eaker AFB, Arkansas be accomplished.

- NATO Infrastructure Program (not Air Force) Pres Budget \$420,000,000; appropriated \$192,700,000 (45.9%)

- Crotona AB Italy: No FY 91 Mil Con funds, no unobligated prior year funds, no recoupments, and no funds in any other Act, may be used in connection with construction of a base for the 401st TFW at Crotona.

OPR: SAF/FMBM, Mr D Sutor, Ext 54938

**TABLE C-3  
AF TOA AND OUTLAY TRENDS  
THEN-YEAR DOLLARS (BILLIONS)**

FISCAL YEAR	TOA DOLLARS		OUTLAY DOLLARS	
	THEN-YEAR	CONSTANT FY 92	THEN-YEAR	CONSTANT FY 92
1960	17.7	95.9	19.3	101.5
1962	19.7	105.2	20.8	107.6
1964	20.0	101.7	20.5	102.9
1966	23.3	108.9	20.1	94.8
1968	25.0	108.1	25.7	110.8
1970	23.9	92.1	24.9	96.8
1972	23.8	79.7	24.0	82
1974	24.8	69.8	23.9	70.7
1976 1/	28.4	68.2	26.4	65
1978	32.9	67.2	29.2	62.3
1980	41.6	68.2	39.0	67.5
1981	52.4	77.8	45.2	69.7
1982	65.0	89.8	55.7	77.8
1983 2/	73.4	98.8	62.9	85
1984	85.3	112.2	68.6	89.5
1985	96.5	122.3	82.0	102.9
1986	93.9	116.2	91.2	112.2
1987	93.9	112.6	91.1	109.3
1988	90.5	105.1	93.1	108.5
1989	95.3	106.4	94.7	106.1
1990	93.4	101.1	93.6	101.7
1991 3/	83.4	85.1	91.5	93.7
1992 3/	86.8	86.8	88.7	88.7
1993 3/	91.7	88.3	87.5	84.2

Footnotes:

1/ Excludes Transition Quarter

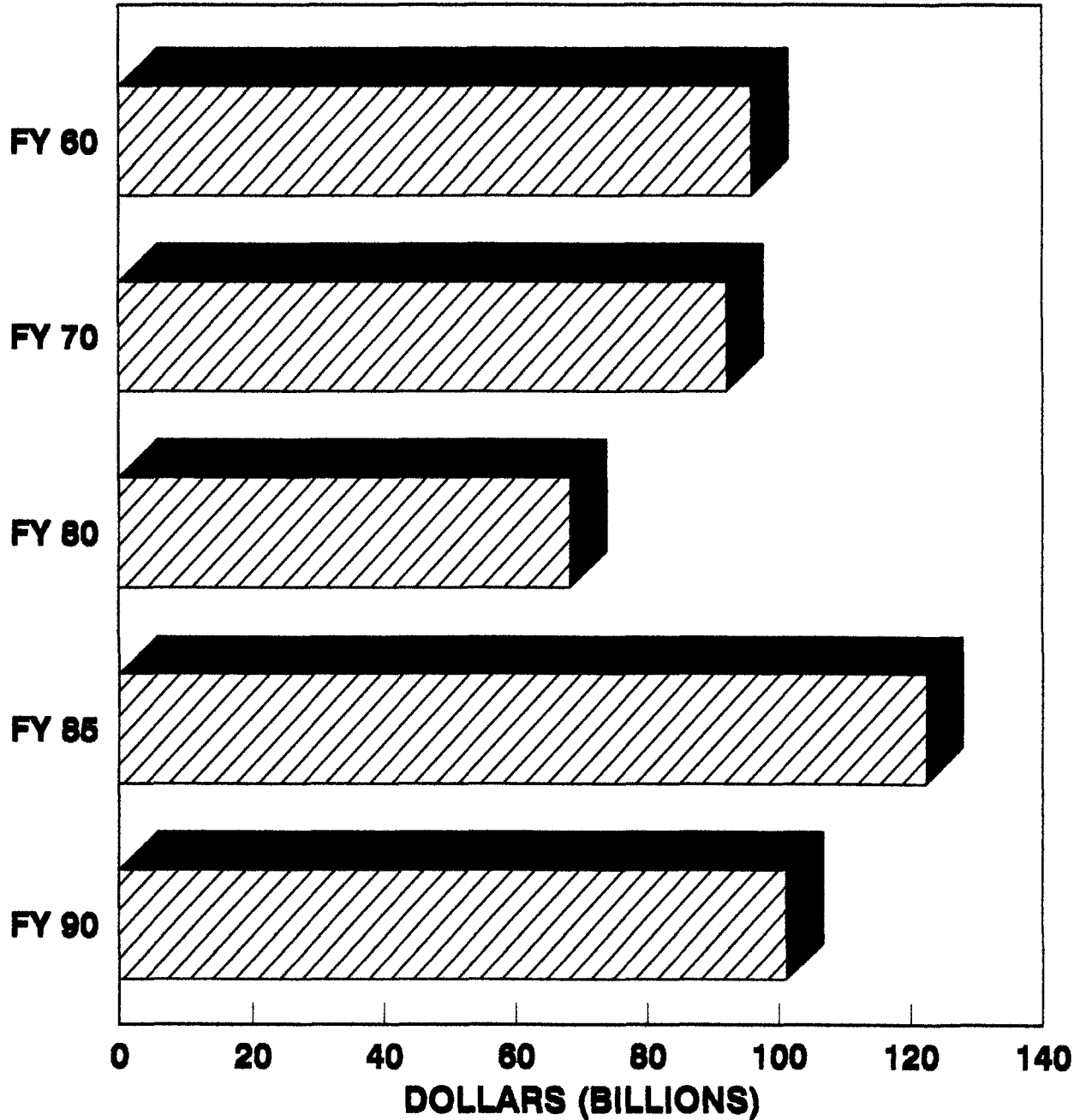
2/ AF assumed funding responsibility for Family Housing in FY 83.

3/ Estimated.

OPR: SAF/FMBM, Mr D Sutor, Ext 54938.

**FIGURE C-1  
AIR FORCE TOTAL OBLIGATIONAL AUTHORITY  
(CONSTANT FY 92 DOLLARS)**

**FISCAL YEAR**



**DATA SOURCE: TABLE C-3**

**TABLE C-4**

**AF OUTLAYS BY APPROPRIATION  
THEN-YEAR DOLLARS (BILLIONS)**

	FY 80	FY 90	FY 91 1/	FY 92 1/	FY 93 1/
<b>TOTAL 2/</b>	39.0	93.5	91.5	88.7	95.5
3010 Aircraft Procurement	6.6	14.3	14.6	13.3	14.1
3020 Missile Procurement	1.8	8.0	7.3	6.2	8.0
3080 Other Procurement	2.4	8.7	8.3	8.6	8.5
3600 RDT&E	5.0	14.4	12.9	14.1	13.3
3400 O&M	11.9	22.1	21.1	20.6	22.6
3740 O&M - AFR	0.5	1.1	1.1	1.1	1.1
3840 O&M - ANG	1.2	1.8	1.9	2.0	2.2
3500 Military Personnel	8.5	19.0	20.1	18.9	18.7
3700 AFR Personnel	0.2	0.6	0.7	0.7	0.7
3850 ANG Personnel	0.3	1.0	1.1	1.1	1.1
3300 MILCON	0.6	1.2	1.1	1.0	1.3
3730 MILCON - AFR	0.1	0.1	0.1	0.0	0.0
3830 MILCON - ANG	0.0	0.2	0.2	0.2	0.1
4921 AF Stock Fund	0.0	0.0	0.4	0.0	1.2
0704/0745 Family Housing	3/	0.9	0.9	1.0	1.0
AF Industrial Fund	0.0	0.2	(0.0)	0.0	0.0
Offsetting Receipts	(0.3)	(0.3)	(0.3)	(0.3)	(0.4)
Trust/Trust Revolving Funds	0.0	(0.0)	(0.0)	(0.0)	0.0

Footnotes:

1/ Estimated.

2/ Totals may not add due to rounding.

3/ DoD account in FY 80.

OPR: SAF/FMBM, Mr D Sutor, Ext 54938.

TABLE C-5					
AF TOA BY APPROPRIATION (THEN-YEAR VS FY 92 CONSTANT DOLLARS) (BILLIONS)					
	FY 80	FY 90	FY 91 1/	FY 92 1/	FY 93 1/
<b>THEN-YEAR DOLLARS</b>					
<b>TOTAL 2/</b>	<b>41.6</b>	<b>93.4</b>	<b>83.4</b>	<b>86.8</b>	<b>91.7</b>
3010 Aircraft Procurement	7.9	15.4	9.4	10.9	13.5
3020 Missile Procurement	2.1	6.3	5.7	5.8	6.8
3080 Other Procurement	2.7	8.5	7.6	8.1	8.9
3300 MILCON	0.6	1.1	0.9	1.1	0.8
3730 MILCON - AFR	0.0	0.0	0.0	0.0	0.0
3830 MILCON - ANG	0.0	0.2	0.2	0.1	0.0
3600 RDT&E	5.0	13.6	11.7	15.2	15.2
3500 Military Personnel	8.5	20.0	20.0	18.9	18.7
3700 AFR Personnel	0.2	0.7	0.7	0.7	0.7
3850 ANG Personnel	0.3	1.1	1.1	1.1	1.2
3400 O&M	12.4	22.5	20.9	20.4	20.8
3740 O&M - AFR	0.5	1.0	1.1	1.1	1.2
3840 O&M - ANG	1.3	2.0	2.3	2.3	2.7
MFH Const/Oper/Debt	3/	0.9	0.8	0.9	1.0
4921 AF Stock Fund	0.0	0.1	0.9	0.0	0.0
<b>CONSTANT FY 92 DOLLARS</b>					
<b>TOTAL 2/</b>	<b>69.7</b>	<b>101.2</b>	<b>85.9</b>	<b>86.8</b>	<b>88.3</b>
3010 Aircraft Procurement	13.6	16.5	9.7	10.9	13.0
3020 Missile Procurement	3.8	6.8	6.0	5.8	6.5
3080 Other Procurement	4.4	9.2	7.9	8.1	8.6
3300 MILCON	0.9	1.2	1.0	1.1	0.1
3730 MILCON - AFR	0.0	0.0	0.0	0.0	0.0
3830 MILCON - ANG	0.1	0.3	0.2	0.1	0.0
3600 RDT&E	8.6	14.7	12.1	15.2	14.7
3500 Military Personnel	15.7	21.6	20.8	18.9	17.9
3700 AFR Personnel	0.4	0.7	0.7	0.7	0.7
3850 ANG Personnel	0.6	1.2	1.2	1.2	1.1
3400 O&M	19.4	24.6	21.1	20.4	20.0
3740 O&M - AFR	0.8	1.1	1.1	1.1	1.2
3840 O&M - ANG	1.4	2.2	2.2	2.3	2.6
MFH Const/Oper/Debt	3/	1.0	1.0	1.1	1.1
4921 AF Stock Fund	0.0	0.1	0.9	0.0	0.0

Footnotes:

1/ Estimated.

2/ Totals may not add due to rounding.

3/ DoD funded MFH through FY 82. In FY 83, such funding was assumed by AF.

OPR: SAF/FMBM, Mr D Sutor, Ext 54938.

Data Source: OASD (C), Directorate of Program and Financial Control.

TABLE C-6				
AF TOA REAL GROWTH BY APPROPRIATION				
FY 91 VS FY 92				
THEN-YEAR DOLLARS (BILLIONS)				
APPROPRIATION	FY 91 1/	FY 92 1/	DELTA in BUDGET	% REAL 2/ GROWTH FY 91/92
TOTAL 3/ 4/	83.4	86.8	3.4	0.8
O&M	24.2	23.7	(0.5)	(2.8)
MILITARY PERSONNEL	21.8	20.8	(1.0)	(8.6)
AIRCRAFT PROCUREMENT	9.4	10.9	1.5	12.4
RDT&E	11.7	15.2	(3.5)	25.0
MISSILE PROCUREMENT	5.7	5.8	0.1	(1.8)
OTHER PROCUREMENT	7.6	8.1	0.5	2.0
MILCON	1.1	1.2	0.1	3.6
FAMILY HOUSING	0.9	1.1	0.2	11.4
AF STOCK FUND	0.9	-	(0.9)	(100.0)

Footnotes:

1/ Estimated.

2/ Real Growth computed using FY 92 constant dollars. Figures shown account for inflation only. Programs transfers in and out of various appropriations are not included.

3/ Adjusted to included \$950.0 million for Milestar in FY 91 to be consistent with the Air Force program for prior and subsequent years.

4/ Totals may not add due to rounding.

OPR: SAF/FMBMP, Maj T Koch, Ext 43642.

**TABLE C-7****AF TOA: PROCUREMENT, RDT&E AND MILCON APPROPRIATIONS  
vs ALL OTHER APPROPRIATIONS****CONSTANT FY 92 DOLLARS (BILLIONS)**

<b>FY</b>	<b>PROCUREMENT, RDT&amp;E &amp; MILCON</b>	<b>ALL OTHER APPROPRIATIONS</b>	<b>TOTAL</b>
1980	30.4	37.8	68.2
1982	49.0	40.7	89.7
1983	54.6	44.2	98.8
1984	65.5	46.7	112.2
1985	69.6	52.7	122.3
1986	63.8	52.4	116.2
1987	60.5	52.1	112.6
1988	52.1	53.0	105.1
1989	52.9	53.5	106.4
1990	48.7	52.4	101.1
1991 1/	38.8	46.3	85.1
1992 1/	41.2	45.6	86.8
1993 1/	43.6	42.7	86.3

Footnote:

1/ Estimated.

OPR: SAF/FMBM, Mr D Sutor, Ext 54938.

Data Source: OASD(C), Directorate of Program &amp; Financial Control.

**TABLE C-8**  
**AF TOA BY MAJOR FORCE PROGRAM**  
**(BILLIONS)**

	FY 80	FY 90	FY 91 1/	FY 92 1/	FY 93 1/
<b>THEN-YEAR DOLLARS</b>					
<b>TOTAL 2/</b>	<b>41.6</b>	<b>83.3</b>	<b>86.0</b>	<b>89.3</b>	<b>94.5</b>
Strategic Forces	6.6	12.9	12.2	12.5	13.3
General Purposes Forces	11.6	21.1	17.8	16.8	17.3
Intel & Comm	4.7	17.7	16.9	19.1	19.8
Airlift & Sealift	2.2	5.5	4.2	6.2	8.0
Guard & Reserve Forces	3.1	5.6	5.4	5.5	6.0
Research & Development	4.2	8.9	7.8	9.4	9.3
Central Supply & Maint	4.5	9.4	7.7	5.2	5.1
Tng, Med & Other Pers Actv	3.9	9.6	10.0	10.4	10.6
Admin & Assoc Activities	0.5	1.3	1.2	1.2	1.6
Support of Other Nations	0.3	0.1	0.1	0.2	0.2
Special Operations Forces	0.0	1.2	2.7	2.8	3.3
<b>CONSTANT FY 92 DOLLARS</b>					
<b>TOTAL 2/</b>	<b>69.7</b>	<b>100.1</b>	<b>85.8</b>	<b>86.7</b>	<b>88.4</b>
Strategic Forces	10.6	14.0	12.5	12.5	12.9
General Purposes Forces	19.3	22.9	18.1	17.2	17.1
Intel & Comm	8.1	19.1	17.5	19.1	19.1
Airlift & Sealift	3.8	5.9	4.3	5.8	7.3
Guard & Reserve Forces	4.5	6.2	5.4	5.5	5.8
Research & Development	7.2	9.7	8.0	9.4	8.9
Central Supply & Maint	7.9	10.1	8.0	5.2	5.0
Tng, Med & Other Pers Actv	6.9	10.4	10.4	10.3	10.2
Admin & Assoc Activities	0.9	1.4	1.2	1.2	1.6
Support of Other Nations	0.5	0.1	0.1	0.2	0.2
Special Operations Forces	0.0	0.3	0.3	0.3	0.3

Footnote:

1/ Estimated.

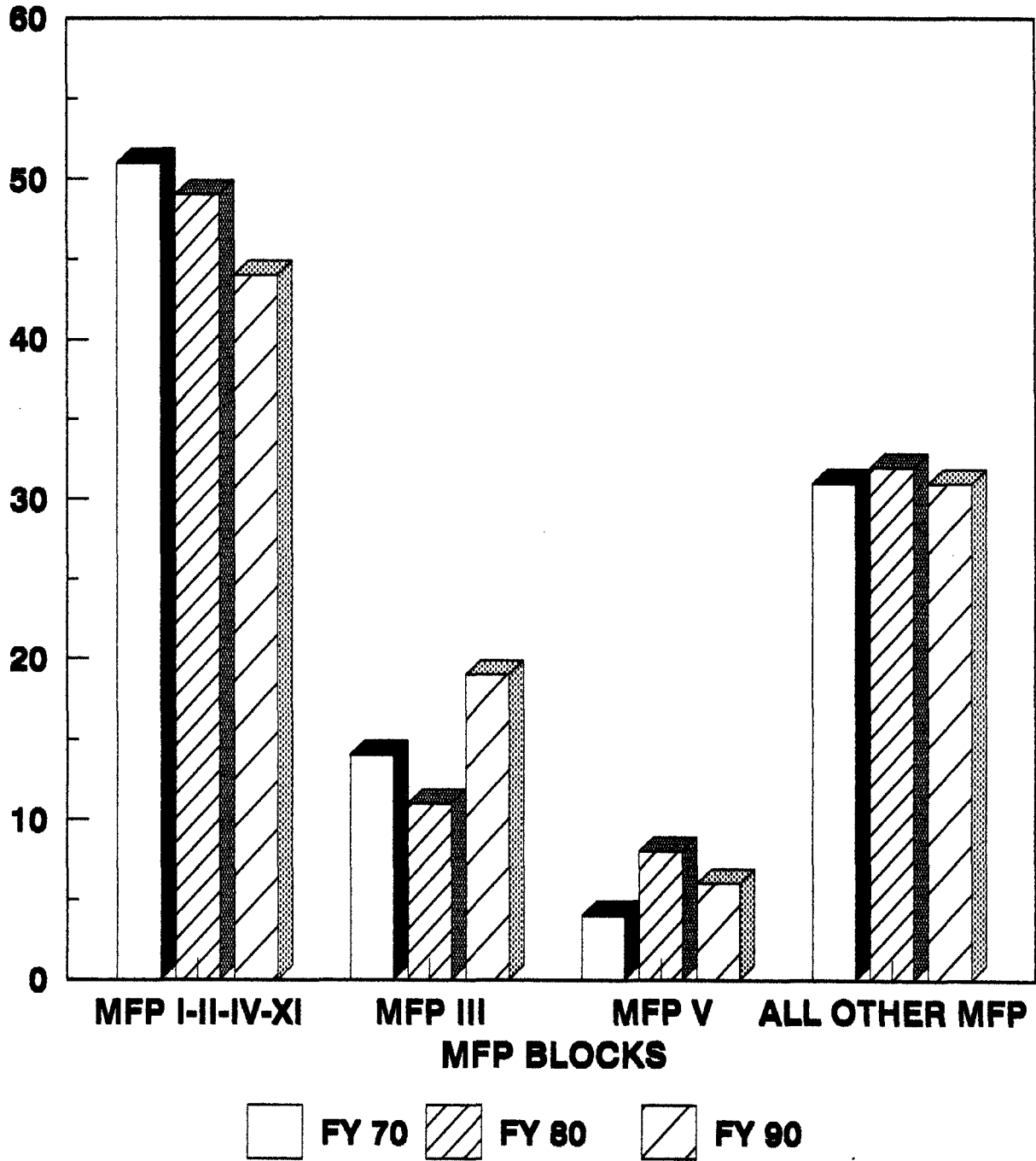
2/ Totals may not add due to rounding

OPR: SAF/FMBM, Mr D Sutor, EXT 54938

Data Source: FYFP, SAF/FMBMP, Maj Williams.

**FIGURE C-2**  
**AF TOTAL OBLIGATIONAL AUTHORITY (TOA) BY**  
**MAJOR FORCE PROGRAM (MFP)**

**PERCENT OF TOA BY FY**



**DATA SOURCE: "USAF Budget Book" & "USAF SUMMARY"**

<b>TABLE C-9</b>				
<b>AF MILCON APPROPRIATION SUMMARY</b>				
<b>THEN-YEAR DOLLARS (MILLIONS)</b>				
	FY 90	FY 91 1/	FY 92 1/	FY 93 1/
<b>GRAND TOTAL</b>	1,454	1,169	1,235	858
<b>AF TOTAL</b>	1,170	949	1,082	780
MINOR CONST/REPAIR	-	-	-	493
NEW MISSION	624	393	671	253
CURRENT MISSION	546	556	411	34
<b>AFR TOTAL</b>	46	39	21	37
<b>ANG TOTAL</b>	238	181	132	41

Footnote:

1/ Estimated.

OPR: SAF/FMBIC, Ms P Vestal, Ext 71724.

**TABLE C-10  
RESERVE FORCES (APPN 37XX & 38XX) HIGHLIGHTS 1/  
THEN-YEAR DOLLARS (MILLIONS)**

	FY 89	FY 90	FY 91 2/	FY 92 2/	FY 93 2/
<b>AIR FORCE RESERVE</b>					
<b>TOTAL</b>	1814	1767	1888	1838	2038
<b>PERSONNEL (3700)</b>	656	664	690	707	729
Direct Program	654	662	689	705	727
Reimbursable Program	2	2	2	2	2
<b>MILCON (3730)</b>	71	46	39	21	37
Major Construction	61	33	33	14	0
Minor Construction	3	3	2	5	34
Planning and Design	7	11	4	2	3
<b>O&amp;M (3740)</b>	1087	1057	1159	1110	1272
Mission Forces	675	809	862	908	1056
Depot Maintenance	213	165	179	122	135
Other Support	184	44	45	45	42
Reimbursable Program	15	39	73	35	39
<b>AIR NATIONAL GUARD</b>					
<b>TOTAL</b>	3240	3415	3870	3668	4043
<b>PERSONNEL (3850)</b>	1036	1067	1107	1148	1198
Direct Program	1033	1064	1104	1145	1195
Reimbursable Program	3	3	3	3	3
<b>MILCON (3830)</b>	158	236	181	132	41
Major Construction	141	221	160	113	0
Minor Construction 3/	3	3	4	4	28
Planning and Design	14	12	17	15	13
<b>O&amp;M (3840)</b>	2046	2112	2582	2388	2804
Mission Operation	1529	1689	1991	1982	2359
Depot Maintenance	376	325	386	300	336
Other Support	117	6	5	6	6
Reimbursable Program	24	92	200	100	103

Footnotes:

1/ Totals may not add due to rounding.

2/ Estimated.

3/ In FY 93, Category is divided into Unspecified, Major Repairs and Minor Maintenance.

OPR: AF/RECB, Mr W Gracie, Ext 32676, 5C283; NGB/ACRB, Lt Col M DuBeau, Ext 50885, 2E359.

TABLE C-11

AF DIRECT PERSONNEL COST AND END STRENGTH  
THEN-YEAR DOLLARS (BILLIONS)

	END STRENGTH	OBLIGATION \$	OUTLAY \$
<b>FY 1990</b>			
<b>GRAND TOTAL</b>	1,001,144	30,106	28,994
<b>% OF AF OUTLAYS</b>			31.0%
<b>MILITARY TOTAL</b>	740,044	21,773	20,661
AF 1/	539,262	20,047	18,991
AFR	83,814	0.662	0.619
ANG	116,968	1.064	1.051
<b>CIVILIAN TOTAL</b>	261,100	8,333	8,333
O&M-AF	171,409	5.034	5.034
O&M-AFR	14,129	0.504	0.504
O&M-ANG	25,958	0.911	0.911
RDT&E	11,607	0.512 2/	0.512 2/
INDUSTRIAL FUND	37,997	1.372	1.372
<b>FY 1991</b>			
<b>GRAND TOTAL</b>	970,890	29,842	29,864
<b>% OF AF OUTLAYS</b>			32.6%
<b>MILITARY TOTAL</b>	711,184	21,823	21,845
AF	508,558	20,015	20,093
AFR	85,591	0.689	0.644
ANG	117,035	1.119	1.108
<b>CIVILIAN TOTAL</b>	259,706	8,019	8,019
O&M-AF	167,507	4.495	4.495
O&M-AFR	14,751	0.536	0.536
O&M-ANG	26,494	0.875	0.875
RDT&E	11,401	0.588 2/	0.588 2/
INDUSTRIAL FUND	39,553	1.425	1.425

TABLE C-11 (CONT'D)			
AF DIRECT PERSONNEL COST AND END STRENGTH			
THEN-YEAR DOLLARS (BILLIONS)			
	END STRENGTH	OBLIGATION \$	OUTLAY \$
FY 1992			
GRAND TOTAL	943,543	28.727	28.681
% OF AF OUTLAYS			32.3%
MILITARY TOTAL	686,100	20.757	20.711
AF	486,800	18.906	18.917
AFR	81,200	0.705	0.659
ANG	118,100	1.146	1.135
CIVILIAN TOTAL	257,443	7.970	7.970
O&M-AF	167,507	4.495	4.495
O&M-AFR	15,112	0.555	0.555
O&M-ANG	26,525	1.014	1.014
RDT&E	11,346	0.659 2/	0.659 2/
INDUSTRIAL FUND	36,953	1.247	1.247
FY 1993			
GRAND TOTAL	917,345	28.784	28.695
% OF AF OUTLAYS			32.8%
MILITARY TOTAL	659,900	20.661	20.572
AF	458,100	18.739	18.709
AFR	82,400	0.727	0.680
ANG	119,400	1.195	1.183
CIVILIAN TOTAL	257,445	8.123	8.123
O&M-AF	167,507	4.495	4.495
O&M-AFR	15,582	0.598	0.598
O&M-ANG	27,309	1.070	1.070
RDT&E	10,978	0.674 2/	0.674 2/
INDUSTRIAL FUND	36,069	1.286	1.286

Footnote:

1/ Includes 4,029 Reserve/National Guard personnel in support of Desert Shield

2/ Includes approximately \$60 million in reimbursables.

OPR: SAF/FMBO, Ms J Holland, Ext 73116 (AF-Mil) and Mr A Wasley, Ext 70081,

(AF-Civ, O&M); SAF/FMBI, Mrs M Tulintseff, Ext 44641, (AF-Civ, RDT&E);

SAF/FMBM, Mr B Sprague, Ext 43803 (Ind Fund); NGB/ACRB, Mr G Adameon,

Ext 50885 (ANG-Mil) and Mrs B White, Ext 50885 (ANG-Civ); AF/RECB,

Ms L Hill, Ext 32676 (USAFR-Mil) and Mr A Mahoney, Ext 32676 (USAFR-Civ).

**TABLE C-12**

**TOTAL AF PERSONNEL BUDGET OUTLAY TRENDS  
THEN-YEAR DOLLARS (MILLIONS)**

<b>FISCAL YEAR</b>	<b>MILITARY</b>	<b>CIVILIAN</b>
FY 80	9018	5293
FY 81	10480	5676
FY 82	12241	6075
FY 83	13053	6415
FY 84	13819	6805
FY 85 1/	19373	7142
FY 86	20311	7422
FY 87	20738	7801
FY 88	21346	7993
FY 89	22554	8412
FY 90	20661	8333
FY 91 2/	21845	8019
FY 92 2/	20711	7970
FY 93 2/	20572	8123

**Footnotes:**

1/ Military retired pay accrual begun in FY 85.

2/ Estimate.

OPR: SAF/FMBM, Mr D Sutor, Ext 54938

Data Source: OASD (C), Directorate of Program and Financial Control.

**TABLE C-13**

**TOTAL AF O&M FUNDING DETAIL BY  
MAJOR FORCE PROGRAM & COMMODITY GROUP 1/  
THEN-YEAR DOLLARS (BILLIONS)**

	FY 90	FY 91 2/	FY 92 2/	FY 93 2/
<b>TOTAL O&amp;M FUNDING 3/</b>	25.5	24.2	23.7	24.7
<b>MAJOR FORCE PROGRAM</b>				
STRATEGIC FORCES	2.8	2.9	2.9	3.1
GENERAL PURPOSE FORCES	4.5	4.4	4.3	4.5
INTELLIGENCE & COMMUNICATION	2.5	2.8	2.8	2.8
MILITARY AIRLIFT	1.2	1.2	2.2	2.2
RESERVE FORCES	3.0	3.3	3.4	3.9
CENTRAL SUPPLY & MAINT	7.0	5.2	3.7	3.7
TRAINING & MEDICAL	3.6	3.8	3.8	4.0
SPECIAL OPERATIONS FORCES 4/	0.2	0.0	-	-
ALL OTHER MAJOR FORCE PROGRAMS	0.7	0.5	0.6	0.6
<b>COMMODITY GROUP</b>				
CIVILIAN PAY	6.3	5.8	5.8	5.8
TRAVEL & TRANSPORTATION	1.3	1.0	0.9	0.8
UTILITIES & RENT	0.6	0.6	0.6	0.6
COMMUNICATIONS	0.6	0.6	0.5	0.6
SUPPLIES & EQUIPMENT 5/	2.9	2.8	3.3	4.2
IF MAINTENANCE	2.9	2.4	1.5	1.7
PURCHASED SERVICES	9.0	8.9	8.9	8.9
AIRCRAFT POL	1.7	1.9	1.8	1.7
OTHER EXPENSES	0.2	0.2	0.3	0.4

Footnotes:

1/ Includes Active Air Force, Air National Guard (ANG) and Air Force Reserves (AFRES).

2/ Estimated.

3/ Totals may not add due to rounding.

4/ SOF FY 91 funding for ANG/AFRES is \$33.9M. All SOF funding transferred to DOD in FY 92/93.

4/ Increase in supplies due to transfer-in of depot level repairables from procurement appropriation.

OPR: SAF/FMBOI, Lt Col R Talleur, Ext 44096.

Data Source: FY92/93 President's Budget.

**TABLE C-15**

**AF MILITARY FAMILY HOUSING DATA 1/**

	FY 88	FY 89	FY 90	FY 91
<b>GOVERNMENT HOUSING (OWNED/LEASED)</b>	<b>144,255</b>	<b>146,000</b>	<b>146,400</b>	<b>148,100</b>
Occupied Units 2/	137,058	138,000	137,400	138,200
Unoccupied Units 3/	7,197	8,000	9,000	9,900
<b>COMMUNITY HOUSING (OCCUPIED UNITS)</b>	<b>240,754</b>	<b>231,700</b>	<b>223,300</b>	<b>213,900</b>
<b>GRAND TOTAL OCCUPIED HOUSING</b>	<b>377,812</b>	<b>369,700</b>	<b>360,700</b>	<b>352,100</b>

Footnotes:

1/ A "Family" person is defined as a person eligible for BAQ at the "with dependent" rate.

2/ Approximately 13,200 sponsors are non-Air Force, i.e., Army, Navy, Marine Corps, Coast Guard, foreign military and civilians. Also 7,000 Air Force sponsors occupying Army, Navy, and Marine Corps family housing are not shown on this table.

3/ "Unoccupied units" include units inactive due to major repairs or disposal actions, as well as those vacant for reasons of change of occupancy and minor maintenance performed between occupants.

OPR: AF/CEHHA, Mr W Christie, Ext 70157, 5D423.

**TABLE C-16**

**SELECTED ACQUISITION REPORT PROGRAM  
THEN-YEAR DOLLARS (MILLIONS)**

	PROGRAM DOLLARS AS OF		% CHANGE 31 DEC 89 VS 31 DEC 90
	31 Dec 1989	31 DEC 1990	
TOTAL	307,465.8	277,868.4	-9.63
ACM	6847.1	6513	-4.88
AMRAAM	14885.4	13112.4	-11.91
ATARS (TARS) 1/ 2/	189.8	808.7	326.08
ATF 2/	14351.6	16837.4	17.32
B-1B	27444.7	27774.4	1.20
C-17A	41811.9	35274.4	-15.64
CIS (MARK XV)	300.4	692.8	130.63
CMU	1568.7	1615.7	3.00
DMSP	1771.5	1845.2	4.16
DSCS II	201.6	1858.6	-7.81
DSP	8314.1	9910.2	19.20
F-15 3/	30137.9	29919.5	-0.72
F-16	53041.7	37566.4	-29.18
GPS (SATELLITES)	4366.5	4411.9	1.04
GPS (USER EQUIP)	5768.5	5868.2	1.73
IR MAVERICK 3/	2816.6	2837.1	0.73
IUS	1678.2	1793.9	6.89
JSTARS (ACFT)	6969.4	7531	8.06
JSTARS (GND)	1241	1055.2	-14.97
JTIDS 2/	1817.2	1952.5	7.45
KC-135R	12333.9	12055.1	-2.26
LANTIRN 3/	3801.3	3822.7	0.56
OTH-B RADAR	1990.4	1451.5	-27.07
PCKR (SILO)	19594.2	16231.4	-17.16
RAIL GARRISON	7128.3	2550.5	-64.22
RSIP 3/	689.9	694.8	0.71
SFW	3878.4	3511.5	-9.46
SICBM	7275.1	7434.2	2.19
SRAM II 2/	2303.2	2234.6	-2.98
TACIT RAINBOW	4123.8	366.1	-91.12
TITAN IV	17009.1	18337.5	7.81

Footnote:

1/ Includes \$0.2 million of UAR funding in FY 87.

2/ Only RDT&E reported in the SAR.

3/ Less than 1%.

OPR: SAF/FMCC, Lt Col L Munz/Mrs L Davis, Ext 70734.

**TABLE C-17**

**SAR: NUNN-McCURDY BREACHES  
AS OF 31 DEC 90  
PERCENT INCREASE**

	FY 86	FY 87	FY 88	FY 89	FY 90	FY 91	PRIMARY CAUSE OF LAST BREACH
<b>PROGRAM ACQUISITION UNIT COST (PAUC) BREACHES</b>							
ACM	-	-	-	-	-	38.96	Qty Decrease (-461)
AMRAAM	-	-	-	-	28.4	38.73	Qty Decrease (-8870)
C-17	-	-	-	-	48.1	-	Qty Decrease (-90)
ASAT	-	123.8	102.5	-	-	-	
DSCS III	-	-	18.3	-	-	-	
Pckr (SILO) 1/	-	-	-	-	-	25.71	Qty Decrease (-59)
LLLBGK	31.9	-	-	-	-	-	
NAVSTAR	-	-	20.0	-	-	-	
PLSS	-	25.5	-	-	-	-	
SRAM II	-	-	-	-	-	126.38	Qty Decrease (-933)
SICBM	-	-	1511.2	-	-	-	
T-46A	-	686.1	-	-	-	-	
Titan IV	-	-	18.4	-	-	24.4	Qty Decrease (-10)
SFW	-	-	-	-	21.0	-	
JSTARS (AIR)	-	-	-	39.3	-	19.43	Qty Decrease (-2)
JSTARS (GND)	-	-	-	39.3	-	-	
<b>CURRENT PROCUREMENT UNIT COST (CPUC) BREACHES</b>							
AGM-65D	24.3	-	-	-	-	-	
AMRAAM	-	-	-	-	-	22.4	Qty Decrease (-1065)
Peacekeeper	123.5	-	-	-	-	-	

Footnote:

1/ Breach is over 25%; however, it does not require SecDef certification because of program termination.

OPR: SAF/FMCC, Lt Col L Munz/Mrs L Davis, Ext 70734.

Data Source: "Selected Acquisition Reports/Unit Cost Reports."

**TABLE C-18  
SAR PROGRAM ACQUISITION UNIT COST (PAUC)  
THEN-YEAR DOLLARS (MILLIONS)**

	<b>BASELINE AO 31 DEC 89</b>	<b>STATUS AO 31 DEC 90</b>	<b>% CHANGE 1/</b>
ACM	4.687	6.513	38.96
AMRAAM	0.612	0.849	38.73
ATARS (TARS)	N/A	7.702	N/A
ATF	N/A	N/A	N/A
B-1B	274.447	277.74	1.20
C-17A 3/	260.552	293.95	12.82
CIS(MARK XV IFF) 4/	N/A	N/A	N/A
CMU	0	1615.7	N/A
DMSP	177.15	184.52	4.16
DSCS III	134.4	132.76	-1.22
DSP	332.564	381.16	14.61
F-15 4/	28.061	27.858	-0.72
F-16	17.686	17.161	-2.97
GPS (SATELLITES)	66.159	67.875	2.59
GPS (USER EQUIP)	0.105	0.105	0.00
IR MAVERICK	0.143	0.14	-2.10
IUS	152.564	149.49	-2.01
JSTARS(ACFT)	331.876	396.37	19.43
JSTARS(GND)	10.982	11.724	6.76
JTIDS 2/	N/A	N/A	N/A
KC-135R	19.485	21.839	12.08
LANTIRN	3.563	3.583	0.56
OTH-B RADAR 4/	221.156	241.92	9.39
PCKR (SILO)	113.261	142.38	25.71
RAIL GARRISON	142.57	N/A	N/A
RSIP	20.291	20.435	0.71
SFW	0.196	0.21	7.14
SICBM 2/	N/A	N/A	N/A
SRAM II	1.41	3.192	126.38
SRAM-T	N/A	2.136	N/A
TITAN IV	226.788	282.12	24.40

Footnotes:

- 1/ Used to determine Nunn-McCurdy breaches.
- 2/ Reflects RDT&E costs only, therefore, no unit cost is computed.
- 3/ Reflects baseline update by quarterly SAR.
- 4/ Final SAR.

OPR: SAF/FMCC, Lt Col L. Munz/Mrs L. Davis, Ext 70734.

**TABLE C-19****PROCUREMENT EXHIBIT (P-1) SUMMARY  
APPN 3010 (AIRCRAFT), APPN 3020 (MISSILE), APPN 3080 (OTHER)  
THEN-YEAR DOLLARS (MILLIONS)**

<b>APPROPRIATION:</b>	<b>FY 90</b>	<b>FY 91 2/</b>	<b>FY 92 2/</b>	<b>FY 93 2/</b>
<b>TOTAL 2/</b>	<b>30,145.0</b>	<b>22,705.0</b>	<b>24,815.4</b>	<b>28,102.3</b>
AIRCRAFT (3010)	15,347.2	9,374.4	10,915.5	13,456.8
MISSILE (3020)	6,292.3	5,731.8	5,841.8	6,776.8
OTHER (3080)	8,505.5	7,598.8	8,058.1	8,868.7

Footnote:

1/ Totals may not add due to rounding.

2/ Estimated.

OPR: SAF/FMBI, Mr R Nuss, Ext 45701.

Data Source: Air Force Procurement P-1 Exhibit.

**TABLE C-20****PROCUREMENT EXHIBIT (P-1) SUMMARY BY BUDGET ACTIVITY  
AIRCRAFT PROCUREMENT (APPN 3010)  
THEN-YEAR DOLLARS (MILLIONS)**

<b>BUDGET ACTIVITY</b>	<b>FY 80</b>	<b>FY 91 2/</b>	<b>FY 92 2/</b>	<b>FY 93 2/</b>
<b>TOTAL 1/</b>	<b>15,347.2</b>	<b>9,374.4</b>	<b>10,915.5</b>	<b>13,456.8</b>
<b>Combat Aircraft</b>	<b>6,732.7</b>	<b>5,961.7</b>	<b>4,340.1</b>	<b>4,538.0</b>
<b>Airlift Aircraft</b>	<b>1,582.0</b>	<b>539.5</b>	<b>2,363.5</b>	<b>4,076.3</b>
<b>Trainer Aircraft</b>	<b>145.1</b>	<b>155.8</b>	<b>175.9</b>	<b>182.1</b>
<b>Other Aircraft</b>	<b>203.2</b>	<b>38.8</b>	<b>95.2</b>	<b>496.0</b>
<b>In-Service Mod</b>	<b>2,516.0</b>	<b>1,315.1</b>	<b>1,812.1</b>	<b>2,165.1</b>
<b>Spares &amp; Repair Parts</b>	<b>3,016.7</b>	<b>486.3</b>	<b>984.5</b>	<b>914.8</b>
<b>Spt Equip &amp; Facilities</b>	<b>1,151.8</b>	<b>877.3</b>	<b>1,144.1</b>	<b>1,084.5</b>

Footnote:

1/ Totals may not add due to rounding.

2/ Estimated.

OPR: SAF/FMBIA, Mr R Nuss, Ext 45701.

Data Source: Air Force Procurement P-1 Exhibit.

TABLE C-21

P-1 HIGHLIGHTS

AIRCRAFT PROCUREMENT (APPN 3010) 1/  
THEN-YEAR DOLLARS (MILLIONS)

	FY 90	FY 91 2/	FY 92 2/	FY 93 2/
<b>TOTAL 3/</b>	15347.2	9374.4	10915.5	13456.8
<b>COMBAT AIRCRAFT PROCUREMENT</b>				
B-1B (MYP)	(0) 10.0	(0) 20.8	(0) 107.9	(0) 142.9
B-2A (MYP)	(2) 2083.2	(2) 2348.4	(4) 2911.3	(7) 3607.6
F-15 D/E	(36) 1301.2	(36) 1530.3	(0) 0.0	(0) 0.0
F-16 C/D (MYP)	(150) 2904.6	(108) 2062.2	(24) 787.4	(48) 1151.3
<b>AIRLIFT AIRCRAFT PROCUREMENT</b>				
C-17 (MYP)	(4) 1198.1	(0) 480.0	(6) 1997.6	(12) 3694.0
C-130H	(12) 258.2	(0) 0.0	(8) 365.9	(12) 382.3
<b>TRAINER AIRCRAFT PROCUREMENT</b>				
Tanker/Transport/Trainer	(14) 145.1	(28) 155.8	(37) 162.4	(37) 169.3
<b>OTHER AIRCRAFT PROCUREMENT</b>				
MH-60G	(24) 200.7	(4) 36.9	(6) 23.5	(10) 31.4
E-8B (JSTARS)	(0) 0.0	(0) 0.0	(0) 62.7	(1) 427.6
<b>MODIFICATION OF IN-SERVICE AIRCRAFT</b>				
B-1B	51.0	69.8	195.6	195.1
B-52	156.0	35.7	56.9	80.2
C-135	605.8	612.4	465.1	372.0
F-15	204.4	81.5	294.5	345.6
F-16	84.0	123.1	251.0	508.2
F-111	83.8	62.8	74.1	60.1
<b>AIRCRAFT SPARES AND REPAIR PARTS</b>				
--	3016.7	486.3	984.5	914.8
<b>AIRCRAFT SUPPORT EQUIPMENT AND FACILITIES</b>				
Common AGE	251.4	325.3	469.3	432.8
Industrial Responsiveness	42.8	45.3	11.8	15.9
War Consumables	0.0	41.3	25.5	28.1
Other Production Charges	563.4	426.6	445.3	507.7
Common ECM Equipment	228.8	38.8	192.2	100.0
<b>ALL OTHER</b>				
--	2005.0	411.1	491.9	653.6

Footnotes:

1/ Values in parentheses represent quantities.

2/ Estimated.

3/ Totals may not add due to rounding.

OPR: SAF/FMBIA, Mr R Nuss, Ext 45701.

**TABLE C-22****P-1 EXHIBIT SUMMARY BY BUDGET ACTIVITY  
MISSILE PROCUREMENT (APPN 3020)  
THEN-YEAR DOLLARS (MILLIONS)**

<b>BUDGET ACTIVITY</b>	<b>FY 90</b>	<b>FY 91 2/</b>	<b>FY 92 2/</b>	<b>FY 93 2/</b>
<b>TOTAL</b>	<b>6292.3</b>	<b>5731.8</b>	<b>5841.8</b>	<b>6776.8</b>
Ballistic Missiles	668.1	546.9	240.8	44.9
Other Missiles	1363.2	1,115.1	1595.1	2248.5
Modifications	86.4	109.3	196.5	128.7
Spares/Repair Parts	174.4	66.6	104.3	98.2
Other Support	4000.2	3,843.4	3705.1	4256.5

Footnote:

1/ Estimated.

OPR: SAF/FMBIO, Ms P Nicholson, Ext 44600.

**TABLE C-23**

**P-1 HIGHLIGHTS**

**MISSILE PROCUREMENT (APPN 3020)  
THEN-YEAR DOLLARS (MILLIONS) 1/**

	FY 90	FY 91 2/	FY 92 2/	FY 93 2/
<b>GRAND TOTAL</b>	<b>6292.3</b>	<b>5731.6</b>	<b>5841.8</b>	<b>6776.8</b>
<b>BALLISTIC MISSILES</b>	<b>617.3</b>	<b>534.5</b>	<b>195.2</b>	<b>-</b>
PEACEKEEPER	(12) 617.3	(12) 534.5	(12) 195.2	-
<b>OTHER MISSILES</b>	<b>1327.5</b>	<b>1101.6</b>	<b>1504.6</b>	<b>1730.9</b>
ADVAN CRUISE MISSILE	(75) 314.5	(85) 454.2	(120) 501.8	(102) 450.1
AGM-130 (POWERED GBU-15)	(28) 27.9	(48) 38.4	(120) 70.0	(149) 100.7
AMRAAM	(815) 686.1	(470) 535.3	(1000) 768.4	(1310) 867.0
SRAM II	(-) 10.7	(-) 10.1	(-) 11.0	(25) 87.4
HARM	(576) 130.0	(120) 30.3	(465) 113.2	(921) 225.7
HAVE NAP	(22) 23.4	(26) 25.8	(32) 34.7	-
MAVERICK	(2079) 134.4	(800) 60.3	5.5	-
SIDEWINDER	0.5	0.4	-	-
<b>SPARES &amp; REPAIR PARTS</b>	<b>174.4</b>	<b>66.6</b>	<b>104.3</b>	<b>96.2</b>
<b>OTHER SUPPORT</b>	<b>969.6</b>	<b>1195.4</b>	<b>1090.1</b>	<b>1332.2</b>
DEFENSE SUPPORT	(1) 345.5	(1) 326.2	(-) 192.6	(1) 464.1
DMSP	(1) 135.8	(1) 147.8	(2) 108.1	(-) 7.3
DSCS	48.2	63.9	55.7	13.8
MED LAUNCH VEHICLE	(3) 167.1	(5) 269.8	(4) 222.0	(4) 239.6
NAVSTAR GPS	42.2	180.7	(4) 216.1	(6) 261.7
SPACE BOOSTER	(3) 230.8	(2) 207.0	(-) 295.6	(-) 345.7
<b>OTHER ITEMS</b>	<b>3203.5</b>	<b>2833.5</b>	<b>2947.6</b>	<b>3615.5</b>

1/ Values in parentheses represent quantities.

2/ Estimate.

OPR: SAF/FMBIO, Ms P Nicholson, Ext 44600.

**TABLE C-24**

**P-1 EXHIBIT SUMMARY BY BUDGET ACTIVITY  
OTHER PROCUREMENT (APPN 3080)  
THEN-YEAR DOLLARS (MILLIONS)**

<b>BUDGET ACTIVITY</b>	<b>FY 90</b>	<b>FY 91 2/</b>	<b>FY 92 2/</b>	<b>FY 93 2/</b>
<b>TOTAL 2/</b>	<b>8505.5</b>	<b>7500.8</b>	<b>8058.1</b>	<b>8869.7</b>
Munitions/Associated Equipment	464.4	395.8	313.9	542.5
Vehicular Equipment	221.1	165.4	175.9	189.8
Electronics & Telecom Equipment	2182.0	1172.7	1629.7	2032.9
Other Base Maint & Spt Equipment	5638.0	5864.8	5938.6	6103.5

Footnotes:

1/ Estimated

2/ Totals may not add due to rounding.

OPR: SAF/FMBIO, Mr. R. Wells, Ext 44600.

**TABLE C-25**

**P-1 EXHIBIT HIGHLIGHTS  
OTHER PROCUREMENT (APPN 3080)  
THEN-YEAR DOLLARS (MILLIONS) 1/**

	FY 90	FY 91 2/	FY 92 2/	FY 93 2/
<b>TOTAL</b>	<b>8505.5</b>	<b>7508.6</b>	<b>8058.1</b>	<b>8888.7</b>
30 MM TRAINING	(7081) 47.9	(4702) 33.7	(5216) 44.4	(5010) 44.2
SFW	-	-	(98) 108.7	(232) 258.5
MILSTAR	54.1	6.0	263.9	216.9
WEATHER OBS FORECAST	45.2	45.2	52.1	59.4
ADPE	61.8	23.4	65.7	88.8
RANGE IMPROVEMENT	114.1	48.2	51.7	63.9
SATELLITE CONT FACILITIES	67.3	87.6	27.8	38.9
JOINT TACTICAL COMM	40.0	16.0	48.4	70.8
COMM/ELECTRONIC SPARES	235.4	109.3	162.5	211.9
CHEMICAL/BIOLOGICAL DEF	32.2	43.3	35.2	30.7
OTHER ITEMS	7807.5	7192.1	7177.7	7784.7

1/ Values in parentheses represent quantities.

2/ Estimate.

OPR: SAF/FMBIO, Mr R Wells, Ext 44600.

**TABLE C-26**

**R-1 EXHIBIT SUMMARY BY BUDGET ACTIVITY, MAJOR FORCE PROGRAM  
AND RESEARCH CATEGORY 1/**

**RDT&E (APPN 3800)**

**THEN-YEAR DOLLARS (MILLIONS)**

	FY 90	FY 91 2/	FY 92 2/	FY 93 2/
<b>RESEARCH CATEGORY</b>				
<b>TOTAL</b>	<b>13,584.8</b>	<b>11,686.6</b>	<b>15,154.6</b>	<b>15,184.6</b>
Research	193.6	203.4	213.2	224.9
Exploratory Development	569.2	578.9	642.6	677.6
Advanced Development	2,211.5	1,948.8	1,302.2	1,296.4
Engineering Development	4,848.9	4,015.4	6,035.0	5,931.7
Management & Support	641.1	561.9	727.9	742.0
Operational Systems Dev	5,120.4	4,378.3	6,233.8	6,312.0
<b>BUDGET ACTIVITY</b>				
<b>TOTAL 3/</b>	<b>13,584.8</b>	<b>11,686.6</b>	<b>15,154.6</b>	<b>15,184.6</b>
Technology Base	762.8	782.3	855.8	902.5
Advanced Tech Development	631.0	691.3	818.4	807.1
Strategic Programs	4,391.2	3,505.1	4,425.1	4,058.0
Tactical Programs	3,864.0	3,352.3	4,976.8	5,072.9
Intelligence & Comm	2,196.7	1,989.0	2,439.6	2,570.6
Defense-Wide Mission Spt	1,739.0	1,377.6	1,638.9	1,773.6
<b>MAJOR FORCE PROGRAM</b>				
<b>TOTAL 3/</b>	<b>13,584.8</b>	<b>11,686.6</b>	<b>15,154.6</b>	<b>15,184.6</b>
Strategic Forces	386.8	639.2	436.4	565.9
General Purpose Forces	943.5	926.6	1,404.1	1,071.4
Intelligence & Comm	3,597.7	2,655.2	4,283.1	4,531.2
Airlift/Sealift	14.9	22.7	13.6	13.8
Guard and Reserve Forces	18.0	0.0	0.0	0.0
Research & Development	8,464.4	7,308.3	8,920.8	8,872.6
Central Supply & Maint	111.5	136.8	87.4	119.8
Training, Med & Other	4.1	4.5	5.2	5.7
Support of Other Nations	3.2	3.3	4.0	4.2
Special Operations Forces	40.7	0.0	0.0	0.0

Footnotes:

1/ Totals may not add due to rounding.

2/ Estimated.

3/ Totals reflect \$10 million undistributed recession in FY 91.

OPR: SAF/FMBID, Ms G Crook, Ext 44641.

TABLE C-27				
R-1 EXHIBIT HIGHLIGHTS				
RDT&E (APPN 3600)				
THEN - YEAR DOLLARS (MILLIONS)				
	FY 90	FY 91 1/	FY 92 1/	FY 93 1/
<b>TOTAL</b>	<b>13,584.8</b>	<b>11,686.6</b>	<b>15,154.6</b>	<b>15,184.6</b>
Acft Eng Component Imp Prog	75.4	90.2	114.1	117.7
Advanced Cruise Missile	42.0	51.8	108.7	86.0
Advanced Launch System	81.4	25.0	147.7	251.1
Adv Strategic Missile Sys	65.7	0.0	0.0	0.0
Adv Tactical Fighter	1,031.1	955.3	1,637.2	2,324.6
Advan Avionics for Aero Veh	24.2	32.3	38.0	40.7
Aerospace Avionics	64.2	67.8	83.0	88.1
Aerospace Flight Dynamics	68.3	62.0	71.7	73.8
Aerospace Propulsion	65.9	64.5	69.4	71.5
Aerospace Propul Subsys Integ	19.6	20.5	30.3	31.5
Airborne Warning and Control	113.3	122.1	202.1	131.8
Alternate Fighter Engine	61.2	5.0	0.0	0.0
AMRAAM	10.8	18.0	30.6	31.2
B-2	1,859.9	1,735.0	1,563.1	829.6
C-17 Program	873.6	536.2	577.4	219.4
Command/Cont/Comm	80.4	79.4	88.7	93.7
Def Meteorological Sat Prog	47.6	48.5	28.5	25.6
Defense Research Sciences	186.1	196.2	203.2	214.6
Defense Support Program	89.7	273.7	19.4	122.4
EW Development	62.4	77.4	215.2	282.4
F-111 Squadrons	27.7	11.2	30.1	64.5
F-15E Squadrons	75.3	66.9	119.8	56.4
F-16 Squadrons	18.0	25.6	174.8	106.5
Flight Simulator Development	50.7	64.0	58.2	41.2
Force Enhancements-Active	38.4	0.0	0.0	0.0
Human Systems Technology	48.9	53.9	53.7	54.6
ICBM Modernization	836.9	564.7	815.9	824.2
Industrial Preparedness	65.0	109.2	50.5	79.2

**TABLE C-27 (CONT'D)**

**R-1 EXHIBIT HIGHLIGHTS**

**RDT&E (APPN 3800)**

**THEN-YEAR DOLLARS (MILLIONS)**

	FY 90	FY 91 1/	FY 92 1/	FY 93 1/
Integrated EW/CNI Dev	101.2	10.0	0.0	0.0
INEWS/ICNIA	36.0	29.6	0.0	0.0
JSTARS	85.4	190.5	311.9	322.3
Materials	58.5	62.7	69.2	75.6
MILSTAR Satellite Comm Term	210.2	0.0	161.2	249.7
Minuteman Squadron	60.0	81.0	54.0	30.0
Medium Launch Vehicles	404.6	184.8	45.6	43.6
Nat'l Aerospace Plane Tech	192.1	161.5	231.8	183.3
NCMC-TW/AA Systems	106.6	114.5	133.0	176.5
Range Improvement	85.0	82.6	76.5	85.3
RDT&E Aircraft Support	58.2	54.2	43.5	45.3
Rocket Propulsion	36.2	37.2	47.3	52.9
Satellite Control Network	85.3	117.1	120.7	116.6
Space Shuttle Operations	47.7	16.6	0.0	0.0
Space Test Program	48.4	51.5	53.3	58.9
SRAM II - Eng Dev	211.1	149.3	165.9	170.1
SRAM-T	54.2	27.8	34.3	106.5
Test & Evaluation Support	298.4	293.4	402.3	433.1
Titan Space Launch Sys	0.0	0.0	143.9	140.2
TR-1 Squadrons	109.8	49.3	54.2	21.9
All Other Line Items	5,192.2	4,616.6	6,474.7	6,610.5

Footnote:

1/ Estimated.

OPR: SAF/FMBID, Ms G Crook, Ext 44641.

TABLE D-1					
AIR FORCE PERSONNEL DISTRIBUTION 1/					
(THOUSANDS)					
	FY 89	FY 90	FY 91 2/	FY 92 2/	FY 93 2/
<b>ACTIVE FORCES 3/</b>					
<b>GRAND TOTAL</b>	<b>652</b>	<b>764</b>	<b>748</b>	<b>709</b>	<b>681</b>
<b>MILITARY TOTAL</b>	<b>571</b>	<b>535</b>	<b>509</b>	<b>486</b>	<b>458</b>
Officers	104	100	97	92	87
Enlisted	463	431	408	390	367
Cadets	4	4	4	4	4
<b>CIVILIAN TOTAL</b>	<b>261</b>	<b>249</b>	<b>239</b>	<b>223</b>	<b>223</b>
Direct Hire	249	238	228	213	213
AFRES Technicians	(9)	(10)	(10)	(10)	(10)
ANG Technicians	(24)	(24)	(24)	(24)	(24)
Indirect Hire	12	11	11	10	10
<b>AIR RESERVE FORCES 4/</b>					
<b>GRAND TOTAL</b>	<b>266</b>	<b>265</b>	<b>265</b>	<b>262</b>	<b>265</b>
<b>READY RESERVE 5/</b>	<b>249</b>	<b>270</b>	<b>268</b>	<b>265</b>	<b>268</b>
ANG Selected Reserve	118	117	117	118	119
AF Reserve (Sel Res)	83	84	86	81	82
AF Reserve (IRR)	50	69	65	66	67
<b>STANDBY RESERVE</b>	<b>17</b>	<b>15</b>	<b>17</b>	<b>17</b>	<b>17</b>

Footnotes:

1/ Totals may not add due to rounding.

2/ Estimated.

3/ Excludes nonchargeable personnel.

4/ Does not include Training/Pay Categories J, K and L.

5/ Excludes retired Air Force Reserve.

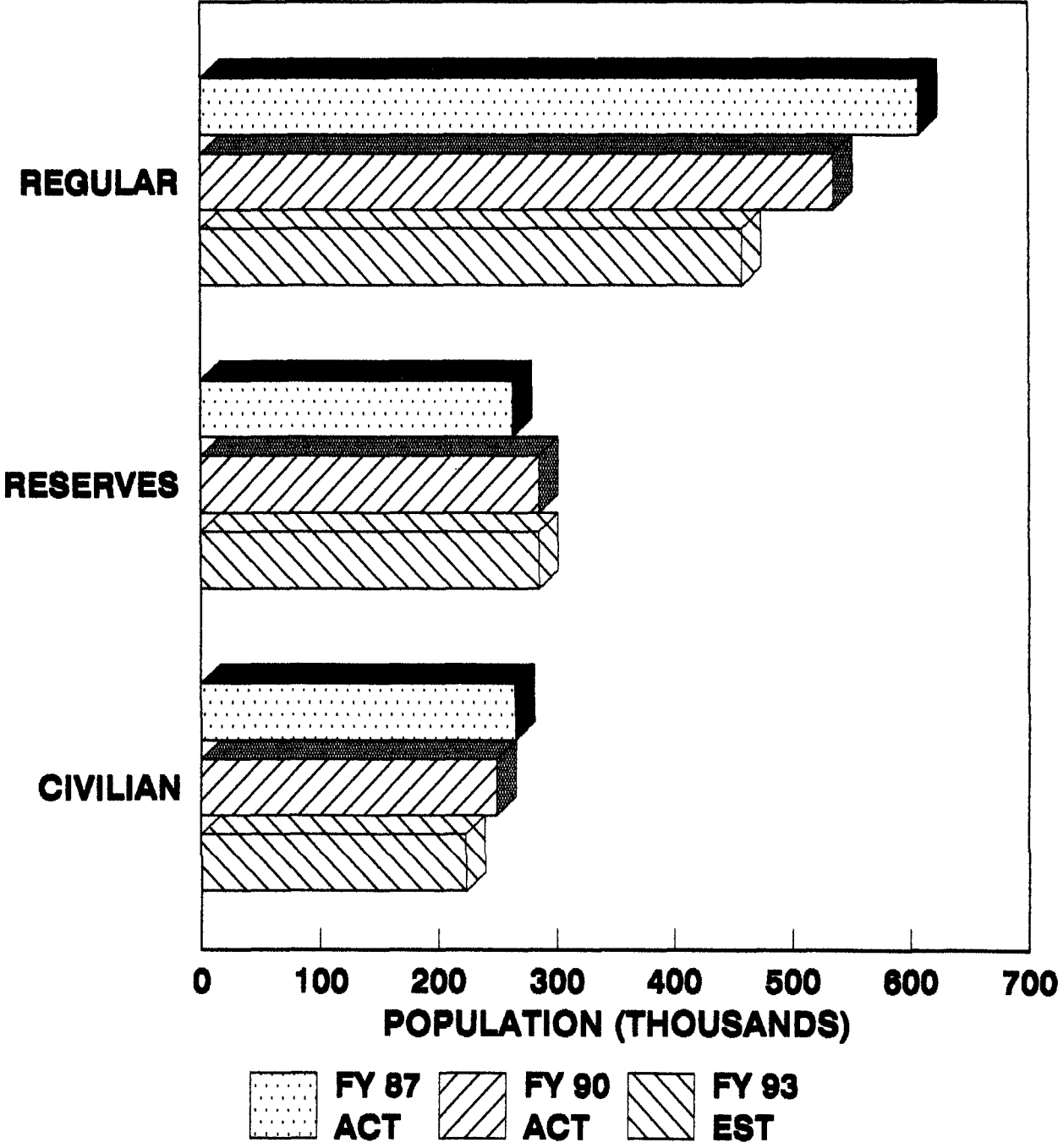
OPR: (AF MIL) AF/DPPP, Ms J Breeden, Ext 56711; (AFR) AF/REPP, Mr W Limbrick, Ext 73481;

(ANG) NGB/DPMX, Ms M A Guy, Ext 58216; (AFR TECH) AF/REXP, Capt D Harrington, Ext 78004;

(CIV) AF/DPCP, Mr M Cox, Ext 42478.

**FIGURE D-1**  
**MILITARY AND CIVILIAN POPULATION**

**AIR FORCE**



DATA SOURCE: TABLE D-1

TABLE D-2					
AF PERSONNEL BY MAJOR FORCE PROGRAM					
(THOUSANDS) 1/ 2/					
	FY 86	FY 87	FY 88	FY 89	FY 90
<b>GRAND TOTAL</b>	<b>871.3</b>	<b>871.4</b>	<b>824.7</b>	<b>831.5</b>	<b>784.1</b>
Officer	109.0	107.4	104.2	103.7	100.0
Enlisted	494.6	495.2	462.9	462.6	430.8
Cadets	4.5	4.5	4.5	4.4	4.4
Civilian	263.2	264.3	253.1	260.8	248.9
<b>STRATEGIC FORCES (I)</b>	<b>129.6</b>	<b>129.2</b>	<b>127.2</b>	<b>128.3</b>	<b>111.9</b>
Officer	17.9	17.7	17.3	16.9	15.9
Enlisted	95.9	95.8	95.1	96.0	82.2
Civilian	15.8	15.7	14.8	15.3	13.8
<b>GENERAL PURPOSE (II)</b>	<b>221.1</b>	<b>223.5</b>	<b>221.2</b>	<b>215.3</b>	<b>202.6</b>
Officer	23.0	23.1	22.0	21.3	21.2
Enlisted	167.7	169.6	170.1	165.0	154.3
Civilian	30.4	30.8	29.1	28.9	27.1
<b>INTEL/COMM (III)</b>	<b>68.0</b>	<b>67.4</b>	<b>65.7</b>	<b>66.3</b>	<b>65.7</b>
Officer	10.0	10.2	9.7	9.4	9.3
Enlisted	48.4	47.5	46.5	47.3	46.7
Civilian	9.6	9.7	9.5	9.5	9.6
<b>AIRLIFT FORCES (IV)</b>	<b>78.9</b>	<b>78.3</b>	<b>69.7</b>	<b>72.1</b>	<b>66.9</b>
Officer	9.4	9.4	7.7	7.6	7.5
Enlisted	55.0	55.0	49.6	51.2	47.3
Civilian	14.5	13.9	12.4	13.2	12.0
<b>GUARD/RES FORCES (V)</b>	<b>39.4</b>	<b>40.5</b>	<b>40.1</b>	<b>40.4</b>	<b>40.7</b>
Officer	0.4	0.4	0.3	0.3	0.3
Enlisted	1.0	1.0	0.9	0.9	0.9
Civilian	38.0	39.1	38.9	39.2	39.5
<b>R&amp;D (VI)</b>	<b>36.3</b>	<b>37.3</b>	<b>21.6</b>	<b>22.5</b>	<b>21.9</b>
Officer	7.9	8.1	2.9	2.8	2.8
Enlisted	9.7	9.6	7.9	8.1	8.0
Civilian	18.7	19.6	10.8	11.6	11.2
<b>CENT SPLY/MAINT (VII)</b>	<b>115.2</b>	<b>112.5</b>	<b>122.0</b>	<b>125.9</b>	<b>118.9</b>
Officer	4.3	4.4	9.2	8.9	8.8
Enlisted	8.7	8.8	10.9	10.9	10.3
Civilian	102.2	99.3	101.9	106.2	99.8
<b>TNG/MEDICAL (VIII)</b>	<b>159.9</b>	<b>158.5</b>	<b>133.0</b>	<b>130.3</b>	<b>124.4</b>
Officer	29.2	27.2	28.7	29.0	26.7
Enlisted	101.0	100.7	74.8	71.6	69.2
Cadets	4.5	4.5	4.5	4.4	4.4
Civilian	25.2	26.1	25.0	25.3	24.1

**TABLE D-2 (CONT'D)**

**AF PERSONNEL BY MAJOR FORCE PROGRAM  
(THOUSANDS) 1/ 2/**

	FY 86	FY 87	FY 88	FY 89	FY 90
<b>ADMIN/OTHER (D)</b>	<b>18.1</b>	<b>19.1</b>	<b>18.1</b>	<b>18.7</b>	<b>18.8</b>
Officer	5.6	5.6	5.1	5.1	5.1
Enlisted	4.8	4.8	4.7	4.8	4.8
Civilian	7.7	8.7	8.3	8.8	8.9
<b>SPT OTH NATIONS (X)</b>	<b>4.8</b>	<b>5.1</b>	<b>6.1</b>	<b>5.2</b>	<b>5.3</b>
Officer	1.3	1.3	1.3	1.3	1.3
Enlisted	2.4	2.4	2.4	2.3	2.2
Civilian	1.1	1.4	2.4	1.6	1.7
<b>SPEC OPS FORCES (X)</b>	<b>-</b>	<b>-</b>	<b>-</b>	<b>6.4</b>	<b>7.1</b>
Officer	-	-	-	1.0	1.1
Enlisted	-	-	-	4.6	4.9
Civilian	-	-	-	0.8	1.2

**Footnote:**

1/ Includes both chargeable and non-chargeable personnel.

2/ Totals may not add due to rounding.

OPR: (Military) AF/DPPP: Ms J Breeden, Ext 56711/Mr B Starry, Ext 73670;

(Civilian) AF/DPCP, Mr M H Cox, Ext 42478, 4E240.

**TABLE D-3  
AF PERSONNEL BY MAJOR COMMAND (MAJCOM), SEPARATE  
OPERATING AGENCY (SOA) AND DIRECT REPORTING UNIT (DRU) 1/**

	FY 86	FY 87	FY 88	FY 89	FY 90
<b>MAJCOM TOTAL</b>	<b>793,870</b>	<b>786,353</b>	<b>744,034</b>	<b>745,420</b>	<b>697,700</b>
Officers	101,830	98,658	96,588	95,267	91,804
Enlisted	484,867	483,124	455,121	450,801	418,939
Civilians	207,173	204,571	192,325	199,352	186,957
<b>AIR TRAINING CMD</b>	<b>87,670</b>	<b>83,512</b>	<b>70,770</b>	<b>72,733</b>	<b>63,405</b>
Officers	11,822	11,140	11,052	11,350	11,029
Enlisted	61,832	58,337	47,007	48,561	41,319
Civilians	14,016	14,035	12,711	12,822	11,057
<b>AIR UNIVERSITY</b>	<b>8,075</b>	<b>7,811</b>	<b>7,339</b>	<b>7,185</b>	<b>7,156</b>
Officers	4,252	4,137	4,040	3,887	3,964
Enlisted	2,274	2,073	1,796	1,745	1,697
Civilians	1,549	1,601	1,503	1,553	1,495
<b>ALASKAN AIR CMD</b>	<b>8,925</b>	<b>9,014</b>	<b>8,790</b>	<b>8,690</b>	<b>8,577</b>
Officers	844	828	823	856	838
Enlisted	6,805	6,813	6,689	6,612	6,462
Civilians	1,276	1,373	1,278	1,222	1,277
<b>AF COMM CMD</b>	<b>58,408</b>	<b>58,340</b>	<b>54,730</b>	<b>8,030</b>	<b>51,497</b>
Officers	4,499	4,379	4,137	3,934	3,556
Enlisted	45,187	45,278	42,934	42,563	40,316
Civilians	8,722	8,683	7,659	8030	7,625
<b>ELEC SECURITY CMD</b>	<b>13,763</b>	<b>13,963</b>	<b>13,739</b>	<b>13,646</b>	<b>13,301</b>
Officers	1,153	1,205	1,186	1113	1,059
Enlisted	11,474	11,559	11,337	11,321	10,942
Civilians	1,136	1,199	1,216	1,212	1,300
<b>AF LOGISTICS CMD</b>	<b>102,651</b>	<b>97,929</b>	<b>91,957</b>	<b>96,527</b>	<b>93,110</b>
Officers	3,224	3,136	3,088	3,188	3,142
Enlisted	8,655	8,765	8,593	8,810	8,545
Civilians	90,772	86,028	80,276	84,529	81,423
<b>MILITARY AIRLIFT CMD</b>	<b>83,378</b>	<b>83,820</b>	<b>89,503</b>	<b>90,108</b>	<b>80,686</b>
Officers	12,985	12,749	12,407	12,182	11,064
Enlisted	64,865	65,572	62,844	63,013	55,599
Civilians	15,528	15,499	14,252	14,913	14,023
<b>PAC AIR FORCES CMD</b>	<b>38,630</b>	<b>38,267</b>	<b>38,860</b>	<b>38,092</b>	<b>37,080</b>
Officers	3,456	3,491	3,440	3,343	3,211
Enlisted	25,533	25,670	25,416	25,070	24,993
Civilians	9,641	10,106	10,004	9,679	8,876
<b>SPACE CMD</b>	<b>6,947</b>	<b>7,390</b>	<b>7,922</b>	<b>7,969</b>	<b>8,064</b>
Officers	1,778	1,858	2,030	2,035	2,121
Enlisted	3,902	4,121	4,174	4,157	4,191
Civilians	1,267	1,411	1,718	1,797	1,752

**TABLE D-3 (CONT'D)**

**AF PERSONNEL BY MAJOR COMMAND (MAJCOM), SEPARATE  
OPERATING AGENCY (SOA) AND DIRECT REPORTING UNIT (DRU) 1/**

	FY 86	FY 87	FY 88	FY 89	FY 90
<b>STRATEGIC AIR CMD</b>	<b>118,670</b>	<b>121,098</b>	<b>116,805</b>	<b>115,324</b>	<b>104,188</b>
Officers	17,646	17,458	17,347	16,965	16,135
Enlisted	88,984	91,270	87,676	86,061	76,578
Civilians	12,040	12,368	11,782	12,298	11,473
<b>AF SYSTEMS CMD</b>	<b>58,671</b>	<b>53,359</b>	<b>51,197</b>	<b>52,515</b>	<b>47,264</b>
Officers	12,685	10,970	10,458	10,463	9,422
Enlisted	16,068	13,924	13,221	13,283	12,751
Civilians	27,918	28,465	27,518	28,769	25,091
<b>TACTICAL AIR CMD</b>	<b>113,370</b>	<b>113,985</b>	<b>107,888</b>	<b>105,714</b>	<b>98,896</b>
Officers	14,596	14,330	13,767	13,254	12,666
Enlisted	87,403	87,404	82,639	80,879	74,887
Civilians	11,371	12,251	11,462	11,581	11,343
<b>US AIR FORCES, EUROPE</b>	<b>75,349</b>	<b>75,332</b>	<b>72,770</b>	<b>70,453</b>	<b>66,676</b>
Officers	7,244	7,298	7,069	6,876	6,601
Enlisted	56,889	57,302	55,659	53,595	50,974
Civilians	11,216	10,732	10,042	9,982	9,101
<b>AF OPERATIONS CMD</b>					<b>5,411</b>
Officers					923
Enlisted					4,488
Civilians					-
<b>AF ELEMENTS: OTH &amp; EUROPE</b>	<b>11,363</b>	<b>11,535</b>	<b>11,784</b>	<b>11,917</b>	<b>12,391</b>
Officers	5,646	5,879	5,744	5,821	6,073
Enlisted	4,996	5,036	5,136	5,131	5,197
Civilians	721	820	904	965	1,121
<b>SOA TOTAL</b>	<b>38,996</b>	<b>40,377</b>	<b>40,417</b>	<b>40,215</b>	<b>42,889</b>
Officers	2,506	2,584	2,418	2,472	4,656
Enlisted	22,105	22,725	23,035	23,083	7,691
Civilians	14,387	15,068	14,964	14,660	30,542
<b>AF ACCT &amp; FIN CTR</b>	<b>2,431</b>	<b>2,495</b>	<b>2,339</b>	<b>2,459</b>	<b>2,465</b>
Officers	62	61	58	51	46
Enlisted	157	169	167	147	196
Civilians	2,212	2,265	2,114	2,261	2,223
<b>AF ACQUISITION LOG CTR</b>	-	-	-	-	-
Officers	Deactivated				
Enlisted	Nov 85				
Civilians					
<b>AF AUDIT AGENCY</b>	<b>945</b>	<b>966</b>	<b>933</b>	<b>934</b>	<b>882</b>
Officers	208	215	205	190	161
Enlisted	18	18	16	14	13
Civilians	719	733	712	730	708
<b>AF COMMISSARY SVC</b>	<b>9,265</b>	<b>9,841</b>	<b>9,835</b>	<b>9,468</b>	<b>9,720</b>
Officers	42	50	48	49	43
Enlisted	1,070	1,078	992	1,023	1,029
Civilians	8,153	8,713	8,795	8,416	8,648

**TABLE D-3 (CONT'D)**

**AF PERSONNEL BY MAJOR COMMAND (MAJCOM), SEPARATE  
OPERATING AGENCY (SOA) AND DIRECT REPORTING UNIT (DRU) 1/**

	FY 86	FY 87	FY 88	FY 89	FY 90
<b>AF ENG &amp; SVCS CTR</b>	<b>937</b>	<b>945</b>	<b>945</b>	<b>918</b>	<b>896</b>
Officers	159	156	151	143	139
Enlisted	233	233	240	238	240
Civilians	545	556	554	537	519
<b>AF INSPEC/SAFETY CTR</b>	<b>453</b>	<b>455</b>	<b>478</b>	<b>465</b>	<b>453</b>
Officers	271	272	281	259	245
Enlisted	67	70	70	83	82
Civilians	115	113	127	123	126
<b>AF INTELLIGENCE SVC</b>	<b>632</b>	<b>672</b>	<b>678</b>	<b>661</b>	<b>698</b>
Officers	327	335	329	314	327
Enlisted	305	319	331	332	342
Civilians	200	218	218	215	229
<b>AF LEGAL SVCS CTR</b>	<b>591</b>	<b>606</b>	<b>596</b>	<b>612</b>	<b>614</b>
Officers	299	303	304	310	310
Enlisted	143	153	152	156	156
Civilians	149	150	142	146	148
<b>AF MGMT ENG AGENCY</b>	<b>286</b>	<b>301</b>	<b>290</b>	<b>279</b>	<b>251</b>
Officers	84	89	78	67	57
Enlisted	112	124	123	119	103
Civilians	90	88	89	93	91
<b>AF MANPR/PERS CTR</b>	<b>2,126</b>	<b>2,109</b>	<b>2,031</b>	<b>2,073</b>	<b>2,014</b>
Officers	539	538	552	526	503
Enlisted	987	975	962	991	942
Civilians	600	596	517	554	569
<b>AF OFF OF MED SPT</b>	<b>271</b>	<b>302</b>	<b>236</b>	<b>262</b>	<b>299</b>
Officers	81	94	92	90	86
Enlisted	13	14	15	11	12
Civilians	177	194	129	161	201
<b>AF OFF SEC POLICE</b>	<b>127</b>	<b>134</b>	<b>128</b>	<b>132</b>	<b>119</b>
Officers	35	34	34	35	33
Enlisted	30	37	34	33	27
Civilians	62	63	60	64	59
<b>AF OFF SPEC INVS</b>	<b>2,426</b>	<b>2,459</b>	<b>2,442</b>	<b>2,470</b>	<b>2,517</b>
Officers	590	594	614	621	590
Enlisted	1,337	1,350	1,325	1,342	1,413
Civilians	499	515	503	507	514
<b>AF OT&amp;E CTR</b>	<b>668</b>	<b>698</b>	<b>676</b>	<b>684</b>	<b>678</b>
Officers	433	439	407	400	380
Enlisted	92	94	98	108	106
Civilians	143	165	171	176	192
<b>AF RESERVE</b>	<b>12,847</b>	<b>13,291</b>	<b>13,663</b>	<b>13,823</b>	<b>13,838</b>
Officers	99	103	98	92	92
Enlisted	207	199	198	209	205
Civilians	12,541	12,989	13,567	13,522	13,541

**TABLE D-3 (CONT'D)**

**AF PERSONNEL BY MAJOR COMMAND (MAJCOM), SEPARATE  
OPERATING AGENCY (SOA) AND DIRECT REPORTING UNIT (DRU) 1/**

	FY 86	FY 87	FY 88	FY 89	FY 90
<b>AIR RES PERS CTR</b>	712	723	724	683	665
Officers	32	27	26	26	20
Enlisted	90	96	100	92	87
Civilians	590	600	598	565	558
<b>AF SVC INFO/NEWS CTR</b>	911	887	848	824	777
Officers	63	60	54	46	49
Enlisted	677	654	621	604	526
Civilians	171	173	173	174	202
<b>SAN ANTONIO JMC</b>	-	4,597	5,529	5,640	5,801
Officers		1,513	1,559	1,541	1,575
Enlisted	Activated	2,313	2,144	2,174	2,212
Civilians	Jan 87	771	1,826	1,925	2,014
<b>DRU TOTAL</b>	8,921	9,660	9,797	10,100	39,149
Officers	1,842	1,852	1,897	1,900	3,585
Enlisted	3,022	2,985	3,068	3,144	4,168
Civilians	4,057	4,823	4,832	5,056	31,378
<b>AF ACADEMY 2/</b>	4,315	4,277	4,275	4,282	4,030
Officers	1,175	1,171	1,181	1,178	1,139
Enlisted	1,510	1,451	1,498	1,526	1,429
Civilians	1,630	1,655	1,596	1,578	1,462
<b>AF CTR FOR INTER PROG</b>	65	65	66	83	76
Officers	43	41	43	51	48
Enlisted	-	-	-	-	-
Civilians	22	24	25	32	28
<b>AF CTR FOR STU &amp; ANA</b>	147	144	128	140	135
Officers	94	90	82	87	80
Enlisted	12	12	11	12	15
Civilians	41	42	35	41	40
<b>AF CIV PERS MGMT CTR</b>	696	1,283	1,381	1,469	1,816
Officers	3	3	3	3	3
Enlisted	1	1	1	1	1
Civilians	692	1,279	1,377	1,465	1,612
<b>AF COMBAT OPER STAFF</b>	256	276	281	284	241
Officers	142	137	155	153	126
Enlisted	97	105	105	107	93
Civilians	17	34	21	24	22
<b>AF COST CENTER</b>	-	34	45	49	50
Officers		15	22	19	16
Enlisted	Activated	1	1	1	1
Civilians	Nov 86	18	22	29	33

**TABLE D-3 (CONT'D)**

**AF PERSONNEL BY MAJOR COMMAND (MAJCOM), SEPARATE  
OPERATING AGENCY (SOA) AND DIRECT REPORTING UNIT (DRU) 1/**

	FY 86	FY 87	FY 88	FY 89	FY 90
<b>AF DIST OF WASH</b>	<b>2,428</b>	<b>2,428</b>	<b>2,429</b>	<b>2,613</b>	<b>2,515</b>
Officers	200	191	195	204	219
Enlisted	1,237	1,240	1,273	1,313	1,275
Civilians	991	997	961	1,096	1,021
<b>AF HIST RES CTR</b>	<b>101</b>	<b>101</b>	<b>99</b>	<b>93</b>	<b>93</b>
Officers	10	8	7	8	5
Enlisted	12	15	14	13	12
Civilians	79	78	78	72	76
<b>US SPACOM/NORAD</b>	<b>482</b>	<b>602</b>	<b>616</b>	<b>621</b>	<b>649</b>
Officers	223	316	313	317	326
Enlisted	173	189	202	192	201
Civilians	86	97	101	112	122
<b>AF REVIEW BOARDS OFF</b>	<b>81</b>	<b>71</b>	<b>80</b>	<b>77</b>	<b>76</b>
Officers	12	12	13	12	10
Enlisted	4	4	5	5	5
Civilians	65	55	62	60	61
<b>AF TECH APPL'N CTR</b>	<b>1,487</b>	<b>1,366</b>	<b>1,317</b>	<b>1,362</b>	<b>1,333</b>
Officers	241	253	237	237	231
Enlisted	1,017	1,021	991	1,027	1,000
Civilians	229	92	89	98	102
<b>ANG SUPPORT CTR</b>	<b>245</b>	<b>268</b>	<b>369</b>	<b>491</b>	<b>415</b>
Officers	9	10	12	11	16
Enlisted	7	6	7	6	6
Civilians	229	252	350	474	393
<b>ANG CIVILIANS</b>	<b>24,115</b>	<b>25,259</b>	<b>24,884</b>	<b>25,050</b>	<b>25,492</b>
Officers	-	-	-	-	-
Enlisted	-	-	-	-	-
Civilians	24,115	25,259	24,884	25,050	25,492
<b>HAF</b>	<b>3,084</b>	<b>2,704</b>	<b>2,464</b>	<b>2,462</b>	<b>2,406</b>
Officers	1,740	1,550	1,385	1,388	1,349
Enlisted	191	179	139	151	147
Civilians	1,153	975	940	923	912
<b>AF PROGRAM EXEC OFFICE</b>					<b>20</b>
Officers					17
Enlisted					3
Civilians					-

Footnotes:

1/ Includes nonchargeables who are active duty personnel (primarily Reservists) paid from other than Appropriation 3500 funds.

2/ Excludes 4.4 thousand cadets.

OPR: Officers - AF/DPPP, Mr B Starry, Ext 73670; Enlisted - AF/DPPP, Ms J Breeden, Ext 56711;

Civilian - AF/DPCP, Mr M Cox, Ext 42478.

**TABLE D-4**  
**PERSONNEL BY STATE AND COUNTRY OF ASSIGNMENT, 1984-1990 1/**

	FY 84	FY 85	FY 86	FY 87	FY 88	FY 89	FY 90
<b>I. UNITED STATES</b>							
Alabama	7,054	7,195	7,099	7,216	6,942	6,890	7,053
Military	4,562	4,606	4,665	4,653	4,515	4,446	4,608
Civilian	2,492	2,589	2,434	2,563	2,427	2,444	2,445
Arizona	17,659	18,645	17,887	17,838	17,642	17,749	15,640
Military	14,426	13,336	14,549	14,257	14,146	14,153	12,420
Civilian	3,233	3,309	3,318	3,581	3,496	3,596	3,220
Arkansas	10,359	10,275	10,202	9,487	8,748	8,723	8,301
Military	9,380	9,303	9,217	8,503	7,855	7,787	7,388
Civilian	979	972	985	984	893	936	913
California	81,787	82,961	83,088	82,092	78,580	77,238	71,047
Military	53,456	53,496	53,590	53,298	51,047	49,154	44,945
Civilian	28,331	29,465	29,498	28,794	27,533	28,084	26,102
Colorado	20,771	21,110	23,672	23,188	21,215	21,520	20,750
Military	13,259	13,395	15,726	15,057	13,432	13,539	12,964
Civilian	7,512	7,715	7,946	8,131	7,783	7,981	7,786
Connecticut	245	242	227	216	187	199	57
Military	57	60	68	61	51	58	55
Civilian	188	182	159	155	136	141	2
Delaware	6,114	6,020	6,062	6,128	5,846	5,927	5,610
Military	4,780	4,664	4,693	4,723	4,490	4,536	4,280
Civilian	1,334	1,356	1,369	1,403	1,356	1,391	1,330
District of Columbia	4,226	4,326	4,519	4,698	4,611	4,785	4,806
Military	3,166	3,224	3,427	3,490	3,474	3,591	3,643
Civilian	1,060	1,102	1,092	1,208	1,137	1,194	1,163
Florida	39,752	40,007	39,946	41,084	40,884	41,875	40,626
Military	31,090	30,896	31,158	31,748	31,642	31,966	31,115
Civilian	8,662	9,111	8,788	9,336	9,242	9,709	9,511
Georgia	24,378	25,115	25,218	22,900	23,185	23,981	23,185
Military	7,794	7,773	7,862	6,130	7,457	7,454	7,172
Civilian	16,584	17,342	17,356	16,770	15,708	16,527	16,013
Idaho	4,426	4,519	4,318	4,472	4,244	4,319	3,778
Military	3,928	3,988	3,846	3,922	3,739	3,832	3,300
Civilian	498	531	470	550	505	487	478
Illinois	16,787	17,379	17,520	17,107	14,836	15,218	14,347
Military	12,273	12,794	12,919	12,425	10,682	10,844	10,016
Civilian	4,514	4,585	4,601	4,682	4,254	4,374	4,331
Indiana	3,391	3,547	3,604	3,850	3,502	3,484	3,351
Military	2,648	2,799	2,851	2,875	2,735	2,684	2,543
Civilian	743	748	753	775	767	800	808
Iowa	60	63	69	65	58	59	53
Military	57	60	66	62	55	56	50
Civilian	3	3	3	3	3	3	3

**TABLE D-4 (CONT'D)**

**PERSONNEL BY STATE AND COUNTRY OF ASSIGNMENT, 1984-1990 1/**

	FY 84	FY 85	FY 86	FY 87	FY 88	FY 89	FY 90
<b>I. UNITED STATES (CONT'D)</b>							
Kansas	4,407	4,226	3,478	3,819	4,063	4,036	3,740
Military	3,775	3,555	2,856	3,229	3,487	3,424	3,264
Civilian	632	671	622	590	576	612	476
Kentucky	267	263	278	266	9,380	9,380	255
Military	262	258	272	279	245	262	249
Civilian	5	5	6	7	5	5	6
Louisiana	10,706	10,868	11,258	11,391	11,435	11,328	10,865
Military	8,841	8,929	9,351	9,467	9,380	9,395	8,880
Civilian	1,865	1,939	1,907	1,924	2,055	1,933	1,985
Maine	4,111	4,130	4,379	4,576	4,239	4,117	6,701
Military	3,555	3,549	3,798	3,996	3,672	3,549	3,288
Civilian	556	581	581	580	567	568	3,413
Maryland	11,424	11,561	11,513	11,771	11,221	11,588	10,775
Military	8,725	8,851	8,828	8,892	8,574	8,683	8,273
Civilian	2,699	2,710	2,685	2,879	2,647	2,905	2,502
Massachusetts	6,040	6,172	6,227	6,084	6,089	6,362	5,965
Military	2,548	2,496	2,560	2,755	2,630	2,736	2,552
Civilian	3,492	3,676	3,667	3,329	3,459	3,626	3,413
Michigan	9,307	9,221	9,494	9,119	8,752	8,677	8,168
Military	7,609	7,325	7,147	7,394	7,080	6,978	6,530
Civilian	1,698	1,896	2,287	1,725	1,672	1,699	1,638
Minnesota	499	514	531	499	512	442	436
Military	129	128	128	128	128	111	110
Civilian	370	386	403	371	384	331	326
Mississippi	15,729	15,608	15,794	15,305	12,404	13,242	12,288
Military	12,848	12,574	12,931	12,501	9,924	10,643	9,761
Civilian	2,881	3,034	2,863	2,804	2,480	2,599	2,527
Missouri	4,332	4,315	4,208	4,258	4,192	4,325	4,211
Military	3,592	3,500	3,379	3,390	3,322	3,407	3,325
Civilian	740	815	829	868	870	918	886
Montana	4,320	4,315	4,305	4,431	4,663	5,028	4,727
Military	3,886	3,804	3,788	3,871	4,110	4,474	4,167
Civilian	434	511	517	560	553	554	560
Nebraska	13,934	14,091	14,256	14,586	14,181	14,195	13,822
Military	12,166	12,337	12,454	12,743	12,389	12,311	11,923
Civilian	1,768	1,754	1,802	1,843	1,792	1,884	1,899
Nevada	12,381	10,126	12,716	12,754	9,325	10,268	9,289
Military	11,263	8,917	11,628	11,478	8,186	9,083	8,091
Civilian	1,118	1,209	1,088	1,276	1,139	1,185	1,198
New Hampshire	4,191	4,229	4,202	4,249	4,130	3,946	1,975
Military	3,652	3,660	3,667	3,706	3,586	3,417	1,638
Civilian	539	569	535	543	544	529	337

TABLE D-4 (CONT'D)

## PERSONNEL BY STATE AND COUNTRY OF ASSIGNMENT, 1984-1990 1/

	FY 84	FY 85	FY 86	FY 87	FY 88	FY 89	FY 90
<b>I. UNITED STATES (CONT'D)</b>							
New Jersey	6,513	6,257	6,279	6,352	6,079	6,052	5,851
Military	4,978	4,727	4,853	4,856	4,646	4,626	4,483
Civilian	1,535	1,530	1,426	1,496	1,433	1,426	1,368
New Mexico	18,820	18,759	19,087	18,998	17,279	17,344	16,711
Military	14,808	14,717	14,830	14,647	13,172	13,064	12,865
Civilian	4,012	4,042	4,257	4,351	4,107	4,280	3,846
New York	12,931	12,954	12,728	12,560	11,936	11,902	11,266
Military	9,045	9,058	8,843	8,722	8,228	8,188	7,801
Civilian	3,886	3,896	3,885	3,838	3,708	3,714	3,465
North Carolina	10,546	9,990	9,953	10,151	9,810	9,660	9,702
Military	9,572	8,991	8,950	9,121	8,759	8,620	8,674
Civilian	974	989	1,003	1,030	1,051	1,040	1,028
North Dakota	12,646	12,632	11,965	12,184	11,847	11,866	10,971
Military	11,633	11,501	10,787	11,012	10,685	10,653	9,772
Civilian	1,013	1,131	1,198	1,172	1,152	1,213	1,199
Ohio	32,024	32,542	30,487	30,180	29,072	30,434	29,543
Military	12,454	12,282	9,867	9,915	9,610	9,825	9,543
Civilian	19,570	20,260	20,620	20,265	19,462	20,609	20,000
Oklahoma	30,594	31,925	32,568	31,508	29,257	30,105	28,556
Military	12,191	12,295	12,407	12,477	12,017	11,839	11,320
Civilian	18,403	19,630	20,161	19,031	17,240	18,266	17,236
Oregon	154	276	368	275	267	342	260
Military	71	66	77	63	58	63	63
Civilian	83	210	291	212	229	279	217
Pennsylvania	1,044	1,093	1,164	1,116	1,096	1,077	961
Military	356	374	451	395	374	360	345
Civilian	688	719	713	721	724	717	616
Rhode Island	57	40	50	43	57	53	68
Military	57	39	48	41	56	51	67
Civilian	-	1	2	2	1	2	1
South Carolina	15,787	15,914	16,149	16,174	15,898	15,445	14,938
Military	13,473	13,549	13,836	13,837	13,393	13,118	12,609
Civilian	2,314	2,365	2,313	2,337	2,305	2,327	2,329
South Dakota	6,651	6,577	6,568	7,225	7,213	7,541	7,092
Military	6,124	5,965	5,939	6,582	6,567	6,838	6,412
Civilian	527	612	629	643	646	703	680
Tennessee	558	524	509	498	479	492	506
Military	333	295	289	277	263	264	266
Civilian	225	229	220	221	216	228	242
Texas	84,510	87,320	86,698	87,984	83,586	85,909	80,134
Military	53,906	55,227	54,161	55,424	51,970	53,023	48,562
Civilian	30,604	32,093	32,535	32,560	31,616	32,886	31,572

TABLE D-4 (CONT'D)

## PERSONNEL BY STATE AND COUNTRY OF ASSIGNMENT, 1984-1990 1/

	FY 84	FY 85	FY 86	FY 87	FY 88	FY 89	FY 90
<b>I. UNITED STATES (CONT'D)</b>							
Utah	20,167	20,943	20,422	19,368	18,623	18,905	18,378
Military	5,395	5,381	5,093	5,186	4,957	4,872	4,774
Civilian	14,772	15,562	15,329	14,182	13,666	14,033	13,604
Vermont	30	32	27	30	28	28	27
Military	29	31	26	29	27	27	26
Civilian	1	1	1	1	1	1	1
Virginia	19,436	19,448	19,517	18,779	19,050	19,247	18,547
Military	15,290	15,354	15,430	14,610	14,919	15,089	14,503
Civilian	4,146	4,092	4,087	4,169	4,131	4,158	4,044
Washington	12,281	12,292	12,240	12,207	11,791	11,512	9,977
Military	9,966	9,913	9,996	9,908	9,555	9,266	8,097
Civilian	2,315	2,379	2,244	2,299	2,236	2,246	1,880
West Virginia	48	47	45	38	37	40	35
Military	44	43	42	36	34	37	32
Civilian	4	4	3	2	3	3	3
Wisconsin	459	461	479	442	456	431	418
Military	102	99	94	88	86	81	77
Civilian	357	362	385	354	370	350	341
Wyoming	4,217	4,327	4,636	4,762	4,534	4,472	4,140
Military	3,715	3,729	3,983	4,044	3,836	3,756	3,521
Civilian	502	598	653	718	698	716	619
ANG Total (CONUS)	22,160	22,671	22,497	25,511	24,435	24,280	25,492
Civilian	22,160	22,671	22,497	25,511	24,435	24,280	25,492
<b>II. SPECIAL LOCATIONS</b>							
Alaska	12,293	12,434	12,859	12,930	12,494	12,301	12,041
Military	10,766	10,763	11,188	11,180	10,927	10,771	10,421
Civilian	1,527	1,671	1,671	1,750	1,567	1,530	1,620
Hawaii	8,839	8,764	8,329	8,050	7,597	7,389	7,092
Military	6,763	6,899	6,279	6,119	5,826	5,565	5,390
Civilian	2,076	2,065	2,050	1,931	1,771	1,824	1,702
<b>III. OVERSEAS 1/</b>							
Australia	296	293	284	248	232	275	269
Military	293	281	282	245	230	274	265
Civilian	3	2	2	3	2	1	4
Belgium	1,037	1,824	2,131	2,158	1,826	681	623
Military	979	1,627	1,892	1,928	1,625	611	596
Civilian	58	197	239	230	201	50	27
Canada	125	113	117	125	134	141	134
Military	121	109	113	121	125	131	124
Civilian	4	4	4	4	9	10	10
Canal Zone (Panama)	2,852	2,974	3,171	3,385	3,467	3,475	2,713
Military	2,197	2,271	2,520	2,689	2,833	2,858	2,144
Civilian	685	703	651	696	634	617	569
Denmark	27	28	30	31	29	27	27
Military	22	23	25	26	24	23	24
Civilian	5	5	5	5	5	4	3

TABLE D-4 (CONT'D)

## PERSONNEL BY STATE AND COUNTRY OF ASSIGNMENT, 1984-1990 1/

	FY 84	FY 85	FY 86	FY 87	FY 88	FY 89	FY 90
<b>III. OVERSEAS (CONT'D)</b>							
<b>Egypt</b>	98	107	87	101	83	90	80
Military	84	70	49	67	50	50	44
Civilian	14	37	38	34	33	40	36
<b>France</b>	17	17	18	21	21	22	22
Military	11	11	13	17	19	19	18
Civilian	6	6	5	4	2	3	4
<b>FRG 2/</b>	47,900	49,964	48,633	49,712	48,663	48,792	37,896
Military	40,012	41,112	40,325	40,703	40,223	40,223	29,898
Civilian	7,888	8,852	8,308	9,009	8,440	8,569	7,998
<b>Greece</b>	3,251	3,192	3,014	3,020	2,835	2,819	2,291
Military	2,705	2,630	2,491	2,421	2,264	2,264	1,825
Civilian	546	562	523	599	571	555	466
<b>Greenland</b>	332	303	321	243	206	206	162
Military	329	300	317	240	202	202	159
Civilian	3	3	4	3	4	4	3
<b>Guam</b>	4,721	4,838	4,710	4,608	4,258	4,320	2,890
Military	4,046	4,128	4,028	3,938	3,666	3,666	2,334
Civilian	675	710	682	670	593	654	556
<b>Iceland</b>	1,209	1,416	1,427	1,421	1,442	1,424	1,305
Military	1,170	1,310	1,327	1,323	1,345	1,345	1,226
Civilian	39	106	100	98	97	79	79
<b>Israel</b>	24	32	33	34	34	38	18
Military	19	18	17	18	19	19	18
Civilian	5	14	16	16	15	19	0
<b>Italy</b>	6,266	6,668	6,971	7,087	6,890	6,909	4,618
Military	5,403	5,620	5,874	5,906	5,721	5,721	3,906
Civilian	863	1,048	1,097	1,181	1,169	1,188	712
<b>Japan</b>	20,111	21,526	22,120	22,548	21,779	21,946	20,137
Military	14,968	16,171	16,671	17,172	16,528	16,528	15,036
Civilian	5,143	5,355	5,449	5,376	5,251	5,418	5,101
<b>Korea</b>	12,750	13,064	13,543	13,741	13,785	13,460	11,851
Military	11,058	11,206	11,205	11,512	11,619	11,619	10,333
Civilian	1,692	1,858	2,338	2,229	2,166	1,841	1,518
<b>Netherlands</b>	2,104	2,131	2,190	2,630	2,209	2,210	2,140
Military	1,963	1,962	2,020	2,411	2,023	2,023	1,960
Civilian	141	169	170	219	186	187	180
<b>Norway</b>	159	155	155	169	164	166	149
Military	124	122	128	127	122	122	113
Civilian	35	33	27	42	42	44	36
<b>Philippine Islands</b>	12,038	12,242	12,240	12,633	12,552	12,368	10,840
Military	9,277	9,307	9,424	9,461	9,193	9,193	7,844
Civilian	2,761	2,935	2,816	3,172	3,359	3,195	2,996
<b>Portugal</b>	2,251	2,357	2,365	2,265	2,260	2,266	2,190
Military	1,235	1,268	1,234	1,233	1,217	1,217	1,182
Civilian	1,016	1,089	1,131	1,032	1,043	1,049	1,008
<b>Puerto Rico</b>	44	41	36	48	337	325	341
Military	44	40	35	39	46	46	58
Civilian	-	1	1	9	291	279	283

**TABLE D-4 (CONT'D)**

**PERSONNEL BY STATE AND COUNTRY OF ASSIGNMENT, 1984-1990 1/**

**III. OVERSEAS (CONT'D)**

	FY 84	FY 85	FY 86	FY 87	FY 88	FY 89	FY 90
<b>Saudi Arabia</b>	264	284	310	304	302	310	293
Military	205	205	209	204	196	183	199
Civilian	59	79	101	100	106	127	94
<b>Spain</b>	6,239	6,239	6,332	6,266	5,965	5,971	3,954
Military	5,190	5,165	5,151	5,062	4,836	4,836	2,913
Civilian	1,049	1,074	1,181	1,224	1,149	1,135	1,041
<b>Thailand</b>	29	29	33	35	32	34	43
Military	27	28	33	34	32	34	43
Civilian	2	1	-	1	-	-	-
<b>Turkey</b>	4,492	4,352	4,385	4,276	4,112	4,083	3,867
Military	4,052	3,860	3,855	3,743	3,624	3,572	3,408
Civilian	440	492	530	533	488	511	479
<b>United Kingdom</b>	28,336	29,191	29,492	28,364	26,695	25,930	23,239
Military	25,971	26,584	26,708	25,024	25,459	24,567	22,037
Civilian	2,365	2,607	2,784	1,340	1,236	1,363	1,202
<b>Other Countries 3/</b>	468	450	336	350	399	525	335
Military	453	402	292	290	282	433	287
Civilian	15	48	44	60	117	92	48
<b>TOTALS:</b>							
<b>CONUS 4/</b>	650,749	656,055	664,626	668,530	633,557	639,095	612,342
<b>MILITARY</b>	427,728	423,913	431,610	435,183	410,144	408,603	386,668
<b>CIVILIAN</b>	223,021	232,142	233,016	233,347	223,413	230,492	225,674
<b>SPEC LOCATIONS</b>	21,132	21,196	21,168	20,960	20,091	19,690	19,133
<b>MILITARY</b>	17,529	17,462	17,467	17,299	16,753	16,336	15,811
<b>CIVILIAN</b>	3,603	3,736	3,721	3,681	3,338	3,354	3,322
<b>OVERSEAS 5/</b>	157,440	163,819	164,484	163,832	148,630	157,014	132,778
<b>MILITARY</b>	131,948	135,829	136,238	135,954	133,846	130,285	119,628
<b>CIVILIAN</b>	25,492	27,990	28,246	27,878	14,784	26,729	13,150
<b>TRANSIENT 6/</b>	16,271	20,717	19,971	15,147	11,240	11,306	13,126
<b>GRAND TOTAL 7/</b>	845,592	861,789	869,669	868,489	813,518	827,105	770,843
<b>MILITARY</b>	593,476	597,921	604,686	603,583	571,983	566,530	532,019
<b>CIVILIAN 8/</b>	252,116	263,868	264,983	264,906	241,535	260,575	238,824

**Footnotes:**

1/ Only those countries with more than 20 assigned personnel have been listed separately.

2/ Data for Federal Republic of Germany includes West Berlin.

3/ Includes personnel assigned to all other countries not listed individually.

4/ 466 military unknown included in FY 84 column; 4932 in FY 85 column; 4184 in FY 86 column; 8680 in FY 87 column; 4889 in FY 88 column; 2358 military unknown in FY 89 column.

5/ 423 military unknown included in FY 88 column; 463 military unknown in FY 89 column.

6/ Transients in CONUS and overseas are not included in sections I and III.

7/ Includes nonchargeables, but excludes Air Force Academy cadets.

8/ Civilian data are total on-board, unadjusted.

OPR: AF/DPPP, Ms J Breeden, Ext 56711 (Mil); AF/DPCP, Mr M Cox, Ext 42478 (Civ).

TABLE D-5

## PERSONNEL DISTRIBUTION WITHIN MAJOR INSTALLATIONS 1/

	FY 84	FY 85	FY 86	FY 87	FY 88	FY 89	FY 90
<b>Alabama/Gunter AFS</b>	2,074	2,159	2,191	2,286	2,220	2,149	2,185
Officers	348	355	351	373	368	291	257
Enlisted	901	893	961	971	985	990	1,044
Civilian	825	911	879	942	867	868	884
<b>Alabama/Maxwell AFB</b>	4,679	5,614	4,621	4,700	4,562	4,545	4,716
Officers	1,433	1,451	1,478	1,470	1,443	1,423	1,569
Enlisted	1,598	1,572	1,594	1,620	1,590	1,559	1,594
Civilian	1,648	2,591	1,549	1,610	1,549	1,563	1,553
<b>Alaska/Eielson AFB</b>	3,665	3,784	3,758	3,678	3,720	3,626	3,652
Officers	331	341	336	326	365	342	357
Enlisted	3,018	3,061	3,065	2,996	3,007	2,935	2,928
Civilian	316	382	357	356	348	351	367
<b>Alaska/Elmendorf AFB</b>	7,170	7,272	7,600	7,736	7,413	7,151	7,231
Officers	773	780	836	832	863	870	871
Enlisted	5,298	5,259	5,591	5,657	5,464	5,230	5,242
Civilian	1,099	1,233	1,173	1,247	1,086	1,051	1,118
<b>Alaska/Shemya AFS</b>	593	593	609	618	651	599	604
Officers	39	40	38	41	42	43	44
Enlisted	531	531	538	543	575	531	523
Civilian	23	22	33	34	34	25	37
<b>Arizona/Davis-Monthan AFB</b>	6,824	5,772	6,663	6,798	6,642	6,743	6,462
Officers	681	569	683	662	679	633	596
Enlisted	4,785	3,824	4,621	4,648	4,525	4,682	4,476
Civilian	1,358	1,379	1,359	1,488	1,438	1,428	1,390
<b>Arizona/Luke AFB</b>	6,284	6,217	6,358	6,595	7,408	6,822	6,478
Officers	554	594	582	627	693	645	697
Enlisted	4,657	4,558	4,752	4,787	4,949	4,953	4,575
Civilian	1,053	1,065	1,024	1,181	1,766	1,224	1,206
<b>Arizona/Williams AFB</b>	4,032	3,811	3,836	3,753	3,687	3,550	2,404
Officers	1,129	1,148	1,088	1,049	1,106	1,103	1,033
Enlisted	2,221	1,977	2,050	2,037	1,934	1,750	871
Civilian	682	686	700	667	647	697	500
<b>Arkansas/Eaker AFB 2/</b>	3,307	3,204	3,399	3,401	3,300	3,287	3,186
Officers	400	407	421	426	418	415	412
Enlisted	2,582	2,479	2,636	2,642	2,557	2,531	2,436
Civilian	325	318	342	333	325	341	338
<b>Arkansas/Little Rock AFB</b>	7,044	6,921	6,781	6,053	5,508	5,404	5,156
Officers	1,064	1,070	1,065	842	755	713	724
Enlisted	5,326	5,195	5,074	4,565	4,188	4,102	3,860
Civilian	654	656	642	646	565	589	572
<b>California/Beale AFB</b>	4,916	4,689	4,872	4,811	4,548	4,350	3,929
Officers	579	543	579	554	581	543	482
Enlisted	3,808	3,614	3,768	3,772	3,545	3,357	3,019
Civilian	529	532	525	485	442	450	428

TABLE D-5 (CONT'D)

## PERSONNEL DISTRIBUTION WITHIN MAJOR INSTALLATIONS 1/

	FY 84	FY 85	FY 86	FY 87	FY 88	FY 89	FY 90
California/Castle AFB	5,627	5,576	5,662	5,728	5,578	4,565	5,158
Officers	854	887	860	845	849	83	898
Enlisted	4,338	4,261	4,413	4,501	4,333	4056	3,855
Civilian	435	428	409	382	396	426	405
California/Edwards AFB	6,389	6,562	6,593	6,934	6,977	7,393	7,356
Officers	744	789	756	758	760	773	750
Enlisted	3,416	3,472	3,499	3,681	3,675	3724	3,643
Civilian	2,209	2,301	2,328	2,495	2,542	2896	2,963
California/George AFB	6,179	6,033	5,811	5,919	6,032	5,611	4,751
Officers	734	726	697	693	709	624	525
Enlisted	4,970	4,790	4,642	4,709	4,767	4520	3,743
Civilian	475	517	472	517	556	467	483
California/Los Angeles AFB	4,254	4,511	4,465	3,397	3,611	3,608	3,355
Officers	1,318	1,366	1,401	1,373	1,511	1497	1,416
Enlisted	486	503	512	502	505	523	505
Civilian	2,450	2,622	2,552	1,522	1,595	1588	1,434
California/March AFB	4,833	4,903	4,961	4,977	4,997	4,846	4,375
Officers	716	728	736	768	756	665	598
Enlisted	3,264	3,234	3,318	3,294	3,262	3172	2,783
Civilian	853	941	907	915	979	989	994
California/Mather AFB	6,210	5,963	5,960	5,663	5,306	4,201	3,552
Officers	1,865	1,696	1,731	1,594	1,489	1398	1,240
Enlisted	3,195	3,049	3,119	2,967	2,777	1801	1,345
Civilian	1,150	1,218	1,110	1,122	1,042	1002	967
California/McClellan AFB	17,317	17,946	18,085	18,992	18,832	16,091	15,373
Officers	530	559	564	505	475	449	445
Enlisted	3,029	2,962	3,026	3,070	2,805	2820	2,648
Civilian	13,758	14,427	14,495	13,417	12,552	12822	12,280
California/Norton AFB	8,509	8,395	8,379	8,437	7,976	7,456	7,110
Officers	1,283	1,327	1,336	1,349	1,286	1233	1,181
Enlisted	4,145	4,051	4,181	4,323	4,163	3721	3,617
Civilian	3,081	3,017	2,862	2,765	2,529	2502	2,312
California/Travis AFB	10,108	9,910	10,021	9,996	9,812	9,993	9,406
Officers	1,197	1,189	1,206	1,176	1,210	1228	1,220
Enlisted	6,623	6,394	6,586	6,621	6,486	6562	6,071
Civilian	2,288	2,327	2,229	2,199	2,116	2203	2,115
California/Vandenberg AFB	5,718	5,438	5,499	5,224	4,809	4,824	4,613
Officers	1,032	972	953	771	742	712	698
Enlisted	3,222	3,002	3,034	3,019	2,765	2775	2,583
Civilian	1,464	1,464	1,512	1,434	1,302	1337	1,332
Colorado/Lowry AFB	10,141	10,652	10,672	9,861	8,862	8,600	8,214
Officers	708	799	563	383	370	400	382
Enlisted	5,043	5,314	6,018	5,320	4,599	4217	3,879
Civilian	4,390	4,539	4,091	4,158	3,893	3983	3,953

**TABLE D-5 (CONT'D)**

**PERSONNEL DISTRIBUTION WITHIN MAJOR INSTALLATIONS 1/**

	FY 84	FY 85	FY 86	FY 87	FY 88	FY 89	FY 90
<b>Colorado/Peterson AFB</b>	3,033	3,182	3,447	3,404	4,403	4,962	4,753
Officers	253	367	567	726	1,164	1,410	1,187
Enlisted	1,347	1,312	1,459	1,554	1,702	1,929	1,955
Civilian	1,433	1,483	1,421	1,124	1,537	1,623	1,611
<b>Colorado/AF Academy</b>	4,458	4,461	4,584	4,548	4,582	4,557	4,304
Officers	1,135	1,151	1,187	1,165	1,182	1,170	1,134
Enlisted	1,528	1,573	1,609	1,559	1,629	1,639	1,551
Civilian	1,795	1,737	1,788	1,824	1,771	1,748	1,619
<b>Delaware/Dover AFB</b>	6,126	5,938	6,021	6,116	6,858	5,913	5,639
Officers	404	394	336	394	384	393	390
Enlisted	4,394	4,193	4,316	4,319	4,120	4,129	3,919
Civilian	1,330	1,351	1,369	1,403	1,354	1,391	1,330
<b>Wash DC/Bolling AFB</b>	2,582	3,141	3,245	3,175	3,133	3,227	3,156
Officers	586	625	705	621	624	610	598
Enlisted	1,330	1,384	1,489	1,485	1,503	1,563	1,566
Civilian	666	1,132	1,051	1,069	1,006	1,054	992
<b>Florida/Eglin AFB</b>	13,224	13,574	13,651	14,024	13,931	12,966	12,505
Officers	1,827	1,853	1,892	1,864	1,838	1,697	1,592
Enlisted	7,658	7,638	7,771	7,874	7,821	7,261	6,961
Civilian	3,739	4,083	3,988	4,286	4,272	4,008	3,952
<b>Florida/Eglin 09 AAF 3/</b>	4,017	3,346	4,093	5,042	5,001	5,567	5,852
Officers	490	452	458	623	657	693	747
Enlisted	3,216	2,625	3,332	4,047	3,971	4,536	4,491
Civilian	311	271	303	372	373	338	414
<b>Florida/Homestead AFB</b>	3,221	5,513	5,710	5,647	5,154	4,899	8,931
Officers	341	542	533	519	453	404	4,676
Enlisted	1,917	3,948	4,222	4,069	3,717	3,528	3,283
Civilian	963	1,023	955	1,059	984	967	972
<b>Florida/MacDill AFB</b>	6,188	6,328	5,755	5,637	6,112	6,098	6,160
Officers	806	834	722	743	771	817	865
Enlisted	4,372	4,462	4,231	4,026	4,418	4,317	4,348
Civilian	1,010	1,032	802	868	923	964	947
<b>Florida/Patrick AFB</b>	4,627	4,736	4,491	4,549	4,259	4,226	4,109
Officers	530	528	522	526	485	455	450
Enlisted	2,605	2,696	2,770	2,742	2,500	2,412	2,338
Civilian	1,492	1,512	1,199	1,281	1,274	1,359	1,321
<b>Florida/Tyndall AFB</b>	5,489	5,577	4,255	4,747	5,373	5,384	5,425
Officers	794	865	756	798	822	770	762
Enlisted	3,653	3,628	2,490	2,878	3,523	3,546	3,622
Civilian	1,042	1,084	1,009	1,071	1,028	1,068	1,041
<b>George/Dobbins AFB</b>	793	830	858	790	730	708	693
Officers	17	14	30	25	15	8	9
Enlisted	114	103	99	88	74	52	52
Civilian	662	713	729	677	641	648	632

**TABLE D-5 (CONT'D)**

**PERSONNEL DISTRIBUTION WITHIN MAJOR INSTALLATIONS 1/**

	FY 84	FY 85	FY 86	FY 87	FY 88	FY 89	FY 90
<b>Georgia/Moody AFB</b>	3,957	3,876	1,434	2,002	3,603	3,570	3,549
Officers	383	407	257	259	328	323	331
Enlisted	3,086	2,971	840	1,387	2,811	2,773	2,757
Civilian	488	498	337	358	464	474	461
<b>Georgia/Robins AFB</b>	19,014	19,797	19,872	19,497	18,327	19,159	18,579
Officers	656	660	667	693	704	698	669
Enlisted	3,114	3,145	3,268	3,286	3,213	3,206	3,048
Civilian	15,244	15,992	15,937	15,518	14,410	15,255	14,862
<b>Hawaii/Hickam &amp; Wheeler AFBs</b>	8,342	7,238	7,835	7,496	6,995	6,792	6,637
Officers	1,182	1,041	1,118	1,079	1,040	1,004	954
Enlisted	5,087	4,106	4,669	4,486	4,305	3,982	3,999
Civilian	2,073	2,091	2,048	1,931	1,650	1,806	1,684
<b>Idaho/Mountain Home AFB</b>	4,338	4,335	4,221	4,397	4,217	4,246	3,754
Officers	425	432	424	424	418	433	389
Enlisted	3,427	3,384	3,328	3,423	3,297	3,330	2,891
Civilian	486	519	469	550	502	483	474
<b>Illinois/Chanute AFB</b>	6,376	6,894	6,812	6,407	5,233	4,910	4,719
Officers	369	430	363	309	298	266	225
Enlisted	4,789	5,240	5,304	4,991	3,947	3,671	3,582
Civilian	1,218	1,224	1,145	1,107	988	973	912
<b>Illinois/Scott AFB</b>	9,748	9,821	9,933	9,937	9,483	9,643	9,396
Officers	2,281	2,357	2,415	2,304	2,286	2,179	2,108
Enlisted	4,593	4,538	4,544	4,523	4,377	4,475	4,282
Civilian	2,874	2,926	2,974	3,110	2,820	2,989	3,006
<b>Indiana/Grierson AFB</b>	3,233	3,325	3,360	3,412	3,318	3,254	3,154
Officers	327	346	329	327	345	329	326
Enlisted	2,169	2,237	2,289	2,321	2,217	2,135	2,029
Civilian	737	742	742	764	756	790	799
<b>Kansas/McConnell AFB</b>	4,015	3,593	2,952	3,353	3,622	3,558	3,413
Officers	587	496	354	343	381	379	362
Enlisted	2,933	2,663	2,194	2,587	2,831	2,760	2,625
Civilian	495	434	404	423	410	419	426
<b>Louisiana/Barksdale AFB</b>	6,834	6,907	7,310	7,398	7,474	7,257	7,004
Officers	942	957	1,008	1,012	1,057	1,006	1,013
Enlisted	4,768	4,753	5,122	5,201	5,174	5,118	4,800
Civilian	1,124	1,197	1,180	1,185	1,243	1,133	1,191
<b>Louisiana/England AFB</b>	3,647	3,613	3,502	3,537	3,591	3,608	3,505
Officers	300	310	303	310	317	310	311
Enlisted	2,801	2,765	2,744	2,775	2,760	2,806	2,715
Civilian	546	538	455	452	514	492	479
<b>Maine/Loring AFB</b>	4,013	3,928	4,135	4,285	3,958	3,707	3,544
Officers	438	422	474	492	475	492	469
Enlisted	3,035	2,942	3,131	3,244	2,969	2,705	2,565
Civilian	540	564	530	549	514	510	510

TABLE D-5 (CONT'D)

## PERSONNEL DISTRIBUTION WITHIN MAJOR INSTALLATIONS 1/

	FY 84	FY 85	FY 86	FY 87	FY 88	FY 89	FY 90
Maryland/Andrews AFB	8,056	7,938	8,080	8,319	8,013	8,282	7,827
Officers	1,377	1,464	1,510	1,481	1,491	1451	1,376
Enlisted	4,089	4,038	4,168	4,259	4,172	4184	4,106
Civilian	2,590	2,436	2,402	2,579	2,350	2627	2,345
Mass/L.G. Hanscom AFB	4,781	4,865	4,654	4,740	4,599	4,687	4,502
Officers	1,076	1,139	1,159	1,132	1,129	1104	1,063
Enlisted	1,002	964	982	1,025	970	966	989
Civilian	2,683	2,762	2,513	2,583	2,500	2617	2,450
Massachusetts/Westover AFB	692	690	718	662	692	941	928
Officers	9	8	8	5	8	6	3
Enlisted	25	20	19	17	20	17	0
Civilian	658	662	691	640	664	918	925
Michigan/K.I. Sawyer AFB	4,448	4,043	3,967	4,107	3,944	3,956	3,718
Officers	507	517	507	500	506	517	532
Enlisted	3,499	3,095	3,029	3,158	3,010	2980	2,769
Civilian	442	431	431	449	428	459	417
Michigan/Selfridge AFB	1,020	993	1,027	436	444	452	437
Officers	16	15	16	15	12	11	10
Enlisted	90	72	67	67	71	71	63
Civilian	914	906	944	354	361	370	364
Michigan/Wurtsmith AFB	3,597	3,541	3,605	3,787	3,710	3,653	3,519
Officers	433	418	445	462	479	456	460
Enlisted	2,751	2,699	2,779	2,925	2,844	2811	2,672
Civilian	413	424	381	400	387	386	387
Minnesota/Duluth IAP	8	39	33	12	11	11	15
Officers	4	5	5	5	4	4	7
Enlisted	4	7	6	6	6	6	7
Civilian	-	27	22	1	1	1	1
Mississippi/Columbus AFB	3,496	3,441	3,389	3,273	2,254	2,220	2,132
Officers	1,001	955	920	855	931	921	869
Enlisted	1,986	1,935	1,956	1,901	939	908	874
Civilian	511	551	513	517	384	391	389
Mississippi/Keesler AFB	12,195	11,475	12,336	11,967	10,504	10,956	10,591
Officers	1,224	1,174	1,112	1,125	1,138	1156	1,234
Enlisted	8,590	7,816	8,875	8,561	7,276	7595	7,223
Civilian	2,381	2,485	2,349	2,281	2,090	2205	2,134
Missouri/Richards-Gebaur AFB	314	311	328	347	346	356	362
Officers	1	1	2	2	0	0	1
Enlisted	6	5	2	1	1	1	1
Civilian	307	305	324	344	345	355	360
Missouri/Whiteman AFB	3,625	3,573	3,486	3,569	3,582	3,683	3,606
Officers	487	474	497	464	491	466	477
Enlisted	2,738	2,623	2,516	2,609	2,594	2682	2,635
Civilian	400	476	475	496	497	535	496

**TABLE D-5 (CONT'D)**

**PERSONNEL DISTRIBUTION WITHIN MAJOR INSTALLATIONS 1/**

	FY 84	FY 85	FY 86	FY 87	FY 88	FY 89	FY 90
<b>Montana/Malmstrom AFB</b>	4,297	4,158	4,169	4,258	4,510	4,925	1,543
Officers	579	560	589	559	629	682	665
Enlisted	3,289	3,091	3,066	3,148	3,346	3707	337
Civilian	429	507	514	549	535	536	541
<b>Nebraska/Offutt AFB</b>	13,704	13,736	14,011	14,366	14,063	13,945	13,700
Officers	3,269	3,303	3,414	3,530	3,441	3168	3,081
Enlisted	8,677	8,645	8,810	9,014	8,852	8915	8,744
Civilian	1,758	1,788	1,787	1,822	1,770	1862	1,875
<b>Nevada/Nellis AFB</b>	9,400	9,939	9,286	9,613	9,168	9,978	9,183
Officers	996	991	998	987	911	912	855
Enlisted	7,366	8,814	7,283	7,434	7,205	7970	7,189
Civilian	1,038	1,134	1,005	1,192	1,052	1096	1,139
<b>New Hampshire/Pease AFB</b>	4,102	4,073	4,058	4,126	4,013	3,825	2,125
Officers	417	429	429	430	419	377	179
Enlisted	3,200	3,132	3,164	3,217	3,142	2,983	1,671
Civilian	485	512	465	479	452	465	275
<b>New Jersey/McGuire AFB</b>	6,358	6,118	6,142	6,203	5,976	5,917	5,774
Officers	650	646	662	651	620	610	601
Enlisted	4,151	3,914	4,070	4,071	3,938	3,896	3,815
Civilian	1,557	1,558	1,410	1,481	1,418	1,411	1,358
<b>New Mexico/Cannon AFB</b>	4,208	4,147	4,136	4,232	4,095	4,044	4,520
Officers	407	392	396	407	402	380	466
Enlisted	3,407	3,342	3,311	3,386	3,255	3,191	3,594
Civilian	395	413	429	439	438	473	460
<b>New Mexico/Holloman AFB</b>	7,271	7,269	7,371	7,103	6,196	5,989	5,692
Officers	701	736	745	712	680	656	645
Enlisted	5,443	5,455	5,520	5,202	4,498	4,219	4,013
Civilian	1,127	1,078	1,106	1,189	1,018	1,114	1,034
<b>New Mexico/Kirtland AFB</b>	7,254	9,117	7,185	7,223	7,016	7,186	6,562
Officers	1,385	1,396	1,376	1,328	1,289	1,253	1,167
Enlisted	3,350	3,078	3,098	3,185	3,088	3,260	3,061
Civilian	2,519	4,643	2,711	2,710	2,639	2,675	2,334
<b>New York/Griffiss AFB</b>	7,815	7,432	6,739	7,027	6,782	6,777	6,697
Officers	786	784	690	719	710	680	676
Enlisted	3,945	3,730	3,243	3,517	3,365	3,373	3,335
Civilian	2,864	2,918	2,806	2,791	2,707	2,724	2,686
<b>New York/Hancock Fld</b>	5	7	24	18	4	5	5
Officers	3	6	-	6	1	2	2
Enlisted	2	1	-	2	3	3	3
Civilian	-	-	24	10	0	0	
<b>New York/Niagara Falls IAP</b>	390	410	430	403	405	395	300
Officers	1	6	4	3	2	0	0
Enlisted	14	3	3	2	1	0	0
Civilian	375	401	423	398	402	395	300

TABLE D-5 (CONT'D)

PERSONNEL DISTRIBUTION WITHIN MAJOR INSTALLATIONS 1/

	FY 84	FY 85	FY 86	FY 87	FY 88	FY 89	FY 90
New York/Plattsburg AFB	4,311	4,382	4,486	4,540	4,303	4,184	3,947
Officers	475	488	511	483	482	457	438
Enlisted	3,401	3,457	3,524	3,574	3,364	3,257	3,055
Civilian	435	437	451	483	457	470	454
North Carolina/Pope AFB	4,282	4,234	4,398	4,464	4,287	3,942	4,138
Officers	596	598	604	641	610	496	558
Enlisted	3,326	3,286	3,423	3,458	3,368	3,112	3,246
Civilian	360	350	371	365	309	334	332
North Carolina/Sey Johnson AFB	5,766	5,098	4,994	5,185	5,201	5,282	5,209
Officers	617	566	568	608	588	577	576
Enlisted	4,651	4,003	3,899	4,028	3,971	4,096	4,021
Civilian	498	529	527	549	642	609	612
North Dakota/Grand Forks AFB	5,929	5,749	5,642	5,739	5,736	5,793	5,313
Officers	810	770	776	698	742	743	726
Enlisted	4,648	4,451	4,323	4,503	4,469	4,422	4,042
Civilian	471	528	543	538	525	538	545
North Dakota/Minot AFB	6,582	6,457	6,202	6,341	6,131	6,039	5,852
Officers	858	864	799	844	866	850	819
Enlisted	5,200	5,011	4,826	4,876	4,662	4,530	4,196
Civilian	524	582	577	621	603	659	637
Ohio/Newark AFS	2,587	2,671	2,656	2,638	2,427	2,651	2,600
Officers	17	16	27	26	24	31	26
Enlisted	17	14	14	17	36	52	52
Civilian	2,533	2,641	2,615	2,595	2,367	2,568	2,522
Ohio/Rickenbacker AFB	641	611	593	245	231	235	232
Officers	11	6	6	4	3	3	3
Enlisted	52	24	16	1	3	3	3
Civilian	578	581	571	240	225	229	226
Ohio/Wright-Patterson AFB	25,915	26,667	25,920	26,018	25,305	26,420	25,819
Officers	5,105	5,274	5,216	5,250	5,121	5,079	4,972
Enlisted	3,946	3,959	3,977	4,044	3,972	4,183	4,071
Civilian	16,864	17,434	16,727	16,724	16,212	17,158	16,776
Oklahoma/Altus AFB	4,209	4,177	4,277	4,216	4,031	3,971	3,795
Officers	408	418	447	443	431	424	422
Enlisted	3,222	3,143	3,231	3,171	3,083	3,014	2,869
Civilian	579	616	599	602	517	533	504
Oklahoma/Tinker AFB	24,665	26,285	26,820	25,813	23,828	24,578	23,367
Officers	1,416	1,487	1,521	1,539	1,488	1,430	1,430
Enlisted	5,689	5,888	5,866	5,989	5,760	5,559	5,345
Civilian	17,560	18,890	19,433	18,285	16,580	17,589	16,592
Oklahoma/Vance AFB	1,451	1,397	1,316	1,324	1,404	1,422	1,402
Officers	893	846	787	796	868	908	880
Enlisted	437	428	418	411	416	390	400
Civilian	121	123	111	117	120	124	122

**TABLE D-5 (CONT'D)**

**PERSONNEL DISTRIBUTION WITHIN MAJOR INSTALLATIONS 1/**

	FY 84	FY 85	FY 86	FY 87	FY 88	FY 89	FY 90
<b>S Carolina/Charleston AFB</b>	5,479	5,406	5,488	5,432	5,305	5,250	5,109
Officers	487	523	534	538	548	528	546
Enlisted	3,636	3,499	3,672	3,658	3,588	3,520	3,353
Civilian	1,356	1,384	1,282	1,236	1,169	1,202	1,210
<b>S Carolina/Myrtle Beach AFB</b>	3,847	3,866	3,848	3,905	3,789	3,741	3,869
Officers	335	335	331	313	316	305	327
Enlisted	3,049	3,051	3,050	3,116	2,977	2,967	2,884
Civilian	463	480	467	476	476	469	458
<b>S Carolina/Shaw AFB</b>	6,444	6,633	6,718	6,691	6,701	6,315	6,184
Officers	860	940	937	937	941	873	852
Enlisted	4,996	5,126	5,240	5,148	5,119	4,806	4,688
Civilian	588	567	541	606	641	636	644
<b>S Dakota/Ellsworth AFB</b>	6,619	6,391	6,541	7,199	7,220	7,453	7,100
Officers	915	909	840	963	982	1,006	1,029
Enlisted	5,185	4,880	5,073	5,594	5,597	5,750	5,399
Civilian	519	602	628	642	641	697	672
<b>Texas/Bergstrom AFB</b>	5,755	5,655	5,698	5,885	5,556	5,219	4,889
Officers	770	748	752	770	729	690	609
Enlisted	4,055	3,921	4,008	4,078	3,877	3,555	3,299
Civilian	930	986	936	1,037	950	974	981
<b>Texas/Brooks AFB</b>	2,493	2,474	2,646	2,711	2,596	2,794	2,883
Officers	452	450	501	507	510	515	517
Enlisted	1,134	1,074	1,076	1,083	1,025	1,149	1,098
Civilian	907	950	1,069	1,121	1,061	1,130	1,268
<b>Texas/Carswell AFB</b>	5,948	5,944	5,945	5,966	5,786	5,814	5,778
Officers	845	853	839	818	776	812	853
Enlisted	4,125	4,060	4,197	4,304	4,086	4,105	4,047
Civilian	978	1,031	909	844	924	897	878
<b>Texas/Dyess AFB</b>	5,746	5,793	6,288	6,079	6,005	5,795	5,487
Officers	805	852	990	901	837	770	762
Enlisted	4,502	4,480	4,828	4,742	4,744	4,578	4,290
Civilian	439	461	450	436	424	447	435
<b>Texas/Goodfellow AFB</b>	1,855	1,703	1,979	2,254	2,278	2,270	2,216
Officers	91	89	118	275	275	293	222
Enlisted	1,442	1,279	1,512	1,607	1,650	1,604	1,617
Civilian	322	335	349	372	353	373	377
<b>Texas/Kelly AFB</b>	19,204	18,948	19,441	20,013	17,669	18,823	22,155
Officers	381	410	403	424	406	384	808
Enlisted	1,484	1,516	1,551	1,529	1,543	1,553	3,183
Civilian	17,339	17,020	17,487	18,060	15,720	16,886	18,164
<b>Texas/Lackland AFB</b>	17,191	18,496	14,349	15,558	15,683	16,394	15,226
Officers	1,567	1,602	1,661	1,732	1,754	1,757	1,802
Enlisted	11,188	11,948	10,816	11,903	12,042	12,647	10,760
Civilian	4,436	4,946	1,872	1,923	1,887	1,990	2,664

**TABLE D-5 (CONT'D)**

**PERSONNEL DISTRIBUTION WITHIN MAJOR INSTALLATIONS 1/**

	FY 84	FY 85	FY 86	FY 87	FY 88	FY 89	FY 90
<b>Texas/Laughlin AFB</b>	3,402	3,375	3,337	3,310	3,178	2,789	2,809
Officers	998	988	891	895	972	959	996
Enlisted	1,884	1,863	1,918	1,883	1,717	897	860
Civilian	520	524	528	532	489	933	953
<b>Texas/Randolph AFB</b>	7,534	7,491	7,549	7,796	7,501	7,566	7,878
Officers	1,560	1,562	1,616	1,583	1,586	1,543	1,548
Enlisted	3,537	3,441	3,572	3,678	3,545	3,491	3,500
Civilian	2,437	2,488	2,361	2,535	2,370	2,532	2,830
<b>Texas/Reese AFB</b>	3,255	3,212	3,160	3,189	3,028	3,034	2,070
Officers	957	942	861	866	904	922	877
Enlisted	1,702	1,671	1,704	1,723	1,608	1,501	767
Civilian	596	599	595	580	516	611	426
<b>Texas/Sheppard AFB</b>	8,039	8,882	8,039	7,156	8,515	8,686	7,490
Officers	841	860	853	873	857	878	871
Enlisted	5,601	6,262	5,882	4,989	4,520	4,636	5,456
Civilian	1,597	1,560	1,304	1,294	1,138	1,152	1,163
<b>Utah/Hill AFB</b>	20,090	20,780	20,017	19,092	18,389	18,531	18,301
Officers	712	713	696	671	658	643	638
Enlisted	4,594	4,491	4,256	4,408	4,254	4,123	4,095
Civilian	14,784	15,556	15,065	14,013	13,477	13,765	13,568
<b>Virginia/Ft Lee AFS</b>	3	4	2	4	6	7	6
Officers	2	3	1	3	3	2	2
Enlisted	1	1	1	1	3	5	4
Civilian	-	-	-	-	-	-	-
<b>Virginia/Langley AFB</b>	11,098	11,190	10,669	10,486	11,204	11,112	10,798
Officers	2,127	2,181	2,178	2,131	2,097	2,060	2,032
Enlisted	7,219	7,004	6,820	6,541	7,208	7,162	6,930
Civilian	1,752	2,005	1,671	1,814	1,899	1,890	1,834
<b>Washington/Fairchild AFB</b>	4,873	4,771	4,854	4,951	4,897	4,832	4,887
Officers	606	584	586	619	633	621	661
Enlisted	3,702	3,605	3,713	3,769	3,727	3,764	3,490
Civilian	565	582	555	563	537	547	536
<b>Washington/McChord AFB</b>	8,817	8,686	8,550	8,444	8,229	8,889	8,999
Officers	637	642	673	599	581	506	489
Enlisted	4,560	4,433	4,493	4,425	4,249	3,974	3,211
Civilian	1,620	1,611	1,384	1,420	1,399	1,409	1,299
<b>Wyoming/F. E. Warren AFB</b>	4,142	4,181	4,536	4,676	4,512	4,411	4,108
Officers	595	626	658	650	664	625	630
Enlisted	3,093	3,003	3,227	3,314	3,159	3,075	2,863
Civilian	454	532	651	712	689	711	615

Footnotes:

1/ Excludes nonchargeables.

2/ Blytheville AFB renamed Eaker AFB 26 May 88.

3/ Eglin O9AAF also known as Hurlburt Field AAF.

OPR: (Mil) AF/DPPP, Ms J Breeden (Ext 56711), Mr B Starry (Ext 78915); (Civ) AF/DPCP, Mr M Cox, Ext 42478.

**TABLE D-6**

**MANPOWER BY AIR FORCE SPECIALTY CODE 1/  
(THOUSANDS)**

	FY 86	FY 87	FY 88	FY 89	FY 90
<b>GRAND TOTAL</b>	<b>871.3</b>	<b>871.5</b>	<b>825.1</b>	<b>827.3</b>	<b>784.5</b>
<b>TOTAL MILITARY</b>	<b>630.5</b>	<b>630.7</b>	<b>595.3</b>	<b>590.4</b>	<b>559.2</b>
<b>TOTAL CIVILIAN</b>	<b>240.8</b>	<b>240.8</b>	<b>229.8</b>	<b>236.9</b>	<b>225.3</b>
<b>CIVIL ENGINEERING</b>	<b>63.7</b>	<b>63.8</b>	<b>61.4</b>	<b>63.4</b>	<b>60.1</b>
Military	32.0	32.4	31.0	31.9	30.6
Civilian	31.7	31.4	30.5	31.5	29.5
<b>COMPTROLLER</b>	<b>30.2</b>	<b>29.9</b>	<b>28.2</b>	<b>29.5</b>	<b>28.2</b>
Military	14.0	13.9	13.2	14.1	11.6
Civilian	16.2	16.0	15.0	15.4	14.5
<b>DEPOT OPERATIONS</b>	<b>69.4</b>	<b>68.3</b>	<b>64.6</b>	<b>65.3</b>	<b>62.1</b>
Military	3.7	3.8	3.6	3.7	3.6
Civilian	65.7	64.5	61.1	61.7	58.5
<b>GRND COM ELEC O&amp;M</b>	<b>54.7</b>	<b>53.6</b>	<b>49.6</b>	<b>51.1</b>	<b>51.5</b>
Military	47.9	46.8	43.2	44.8	44.9
Civilian	6.8	6.8	6.4	6.4	6.6
<b>INTELLIGENCE</b>	<b>18.8</b>	<b>19.2</b>	<b>18.6</b>	<b>19.1</b>	<b>18.6</b>
Military	16.2	16.5	16.0	16.4	15.8
Civilian	2.6	2.7	2.6	2.7	2.7
<b>MEDICAL</b>	<b>45.7</b>	<b>47.3</b>	<b>46.1</b>	<b>48.0</b>	<b>47.9</b>
Military	38.2	38.7	37.8	39.5	38.9
Civilian	7.5	8.6	8.2	8.5	9.1
<b>OPERATIONS</b>	<b>59.5</b>	<b>60.8</b>	<b>58.6</b>	<b>60.0</b>	<b>57.1</b>
Military	54.5	55.5	53.4	54.4	51.5
Civilian	5.0	5.3	5.2	5.6	5.6
<b>PERSONNEL</b>	<b>29.1</b>	<b>29.0</b>	<b>27.5</b>	<b>28.3</b>	<b>26.7</b>
Military	18.4	18.1	17.2	17.4	16.3
Civilian	10.7	10.9	10.3	10.9	10.5
<b>R&amp;D</b>	<b>25.6</b>	<b>26.0</b>	<b>24.6</b>	<b>25.1</b>	<b>24.4</b>
Military	11.8	11.9	11.0	11.1	10.4
Civilian	13.8	14.1	13.6	14.0	14.0
<b>SECURITY POLICE</b>	<b>40.0</b>	<b>41.7</b>	<b>40.9</b>	<b>40.5</b>	<b>38.8</b>
Military	37.3	38.8	38.1	37.7	36.2
Civilian	2.7	2.9	2.7	2.8	2.6
<b>SUPPLY/SVC/CONTRACT</b>	<b>79.5</b>	<b>79.2</b>	<b>75.5</b>	<b>77.4</b>	<b>70.6</b>
Military	42.7	42.8	40.9	41.7	39.3
Civilian	36.8	36.4	34.6	35.7	31.3

**TABLE D-6 (CONT'D)**

**MANPOWER BY AIR FORCE SPECIALTY CODE 1/  
(THOUSANDS)**

	FY 86	FY 87	FY 88	FY 89	FY 90
<b>TRAINING</b>	74.2	66.7	56.4	58.6	54.7
Military	70.2	62.6	52.6	54.8	50.7
Civilian	4.0	4.1	3.8	4.0	4.0
<b>TRANSPORTATION</b>	28.9	29.2	27.4	27.9	26.9
Military	20.2	20.4	19.2	19.7	19.0
Civilian	8.7	8.8	8.2	8.2	7.9
<b>WEAPON SYS MAINT</b>	154.8	155.2	145.4	146.8	133.9
Military	147.1	147.6	138.8	139.5	127.3
Civilian	7.7	7.6	6.6	7.2	6.6
<b>CMD ADMIN/OTHER</b>	36.9	36.8	35.6	36.7	35.8
Military	26.9	26.9	25.9	26.7	26
Civilian	10.0	9.9	9.8	10.0	9.8
<b>TRANSIENTS/PATIENTS</b>	13.8	17.0	17.2	0.0	0.0
Military	13.8	17.0	17.2	0.0	0.0
Civilian	0.0	0.0	0.0	0.0	0.0
<b>NON-AF ACTIVITIES 2/</b>	15.1	15.5	14.9	15.7	15.6
Military	13.1	13.4	12.8	13.4	13.5
Civilian	2.0	2.1	2.1	2.2	2.0
<b>AIR RESERVE FORCES</b>	31.4	32.3	32.5	33.7	33.7
ANG Technicians	22.5	23.6	23.4	23.6	23.6
AFRES Technicians	8.9	8.7	9.1	10.1	10.1

**Footnotes:**

1/ Totals may not add due to rounding.

2/ DoD-wide support activities provided by the Air Force.

OPR: OLA/AFMEA/MDS, Ms K Perry, Ext 71976, 5C480.

**TABLE D-8  
AF MILITARY PERSONNEL BY AGE**

<b>AGE RANGE (YRS)</b>	<b>FY 86</b>	<b>FY 87</b>	<b>FY 88</b>	<b>FY 89</b>	<b>FY 90</b>
<b>OFFICER TOTAL 1/</b>	109,048	107,338	105,126	103,697	100,045
20-24	10,428	9,102	8,476	8,609	7,450
25-29	27,446	27,441	26,728	26,134	24,532
30-34	24,666	24,410	23,973	23,475	22,561
35-39	22,544	21,140	20,433	20,015	19,950
40-44	16,486	17,620	17,618	17,656	17,286
45-49	5,864	5,757	6,053	6,118	6,463
50-54	1,461	1,527	1,516	1,365	1,442
55-59	305	291	294	281	299
60 & OLDER	48	50	35	44	62
<b>ENLISTED TOTAL 1/</b>	494,666	495,244	466,856	462,833	430,818
17-19	41,154	37,036	30,059	29,081	26,442
20-24	182,443	176,670	156,101	147,053	124,322
25-29	121,441	128,183	126,260	127,895	116,858
30-34	70,390	71,544	72,003	75,818	78,170
35-39	56,456	56,247	56,197	55,854	57,841
40-44	18,572	21,131	21,730	22,801	23,089
45-49	3,844	4,130	4,235	4,083	3,803
50-54	334	274	243	224	282
55 & OLDER	32	29	28	24	11
<b>AVERAGE AGE (Rounded to nearest full year).</b>					
OFFICERS	34	34	34	34	35
ENLISTED	26	27	27	27	28

Footnote:

1/ Totals and subtotals may not agree with other personnel tables due to rounding.

OPR-AF/DPPP: Officers-Mr B Starry, Ext 78915; Enlisted-Ms J Breeden, Ext 56711.

**TABLE D-9**

**AF MILITARY WOMEN BY GRADE 1/**

	FY 86	FY 87	FY 88	FY 89	FY 90
<b>GRAND TOTAL</b>	73,604	75,881	74,448	77,103	74,134
<b>TOTAL OFFICERS</b>	12,377	12,642	12,899	13,403	13,331
<b>TOTAL ENLISTED</b>	60,694	62,666	60,991	63,175	60,250
<b>TOTAL CADETS</b>	533	573	568	525	553
<b>OFFICER DETAIL</b>					
General	2	2	2	2	3
Colonel	92	108	126	122	130
Lieutenant Colonel	408	466	502	587	680
Major	1,334	1,490	1,725	2,016	2,191
Captain	5,702	5,847	5,923	6,106	6,465
1st Lieutenant	2,386	2,546	2,708	2,665	2,283
2nd Lieutenant	2,453	2,183	1,913	1,905	1,579
<b>ENLISTED DETAIL</b>					
Chief Master Sergeant	22	23	29	36	53
Senior Master Sergeant	86	132	195	232	385
Master Sergeant	945	1,267	1,702	2,098	2,422
Technical Sergeant	3,992	4,680	5,129	5,570	5,979
Staff Sergeant	15,509	15,155	14,543	14,434	14,247
Sergeant	15,742	16,400	17,321	20,336	19,262
Airman 1st Class	13,730	16,136	14,462	12,224	10,885
Airman	6,719	5,399	5,282	5,021	4,645
Airman Basic	3,949	3,474	2,318	3,224	2,372
<b>AS A PERCENT OF THE TOTAL POPULATION</b>					
OFFICERS	11.4	11.8	12.3	12.9	13.3
ENLISTED	12.3	12.7	13.1	13.6	14.0
CADETS	11.9	12.9	12.7	12.1	12.7

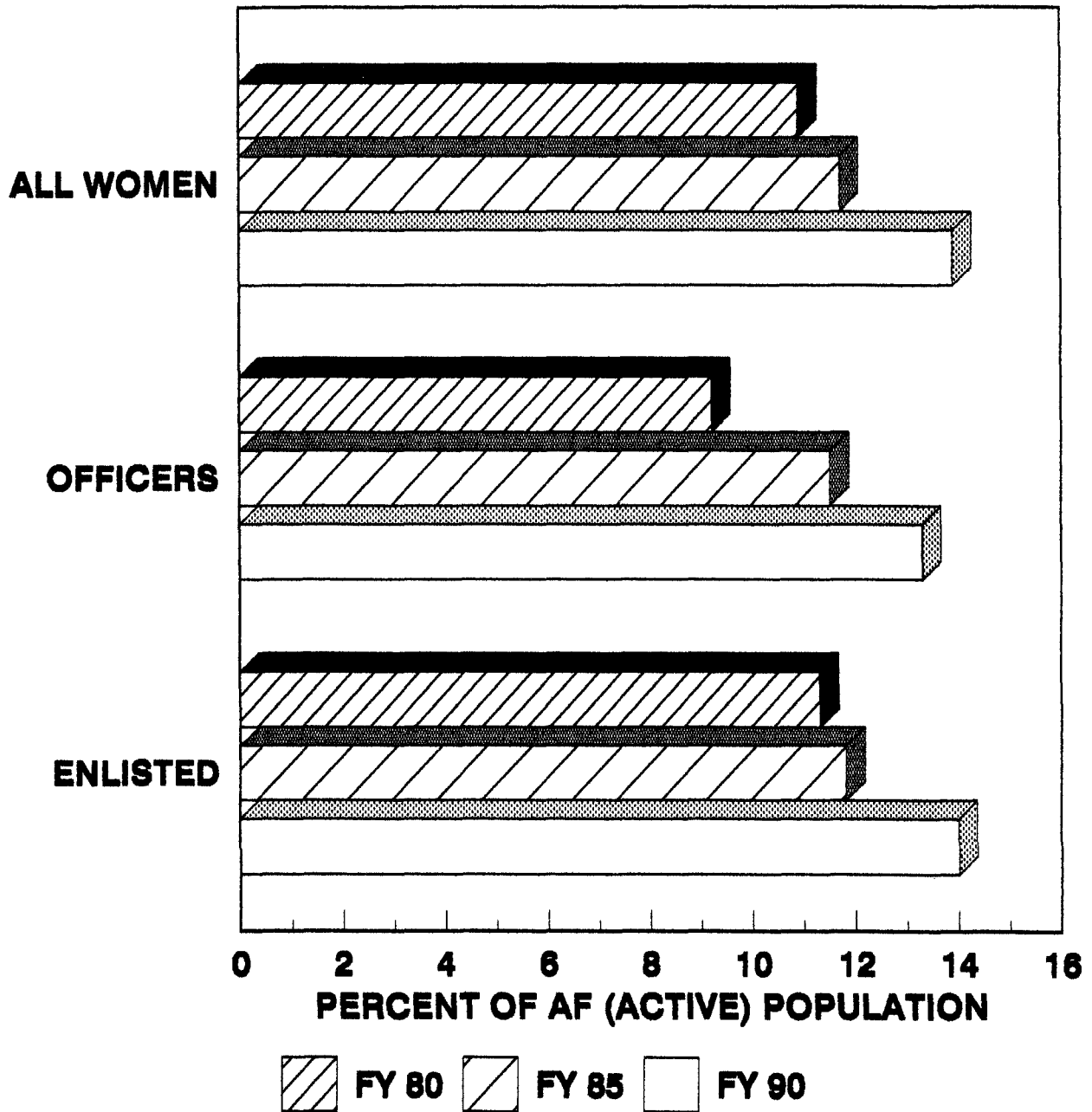
Footnote:

1/ Excludes non-chargeables.

OPR: AF/DPPP-(Officers) Mr B Starry, Ext 73670; (Enlisted) Ms J E Breeden, Ext 56711.

# FIGURE D-2 MILITARY FEMALE POPULATION

## AIR FORCE (ACTIVE)



DATA SOURCE: TABLE D-9

TABLE D-10

AF MILITARY MINORITY (RACIAL) POPULATION BY GRADE

	FY 86	FY 87	FY 88	FY 89	FY 90
<b>GRAND TOTAL</b>	112,643	113,750	109,594	108,495	102,775
<b>BLACK (OFF &amp; ENL)</b>	91,792	91,904	88,126	86,542	81,991
<b>OTHER (OFF &amp; ENL)</b>	20,851	21,846	21,468	21,953	20,784
<b>OFFICER DETAIL</b>					
<b>TOTAL OFFICERS</b>	8,042	8,021	8,114	8,356	8,320
<b>TOTAL BLACK</b>	5,859	5,777	5,757	5,759	5,643
<b>TOTAL OTHER</b>	2,183	2,244	2,357	2,597	2,677
<b>BREAKOUT BY GRADE</b>					
<b>GENERAL</b>	7	5	5	5	4
Black	6	4	4	4	3
Other	1	1	1	1	1
<b>COLONEL</b>	204	207	214	203	193
Black	129	129	124	113	105
Other	75	78	90	90	88
<b>LT COLONEL</b>	443	440	421	462	534
Black	238	245	235	274	335
Other	205	195	186	188	199
<b>MAJOR</b>	963	1,006	1,242	1,431	1,518
Black	709	814	952	1,117	1,168
Other	274	272	290	314	350
<b>CAPTAIN</b>	3,996	4,107	4,087	4,040	4,027
Black	3,165	3,205	3,146	3,000	2,898
Other	831	902	941	1,040	1,129
<b>1ST LIEUTENANT</b>	1,309	1,228	1,205	1,130	1,134
Black	940	827	755	702	660
Other	369	401	450	428	474
<b>2ND LIEUTENANT</b>	1,100	948	940	1,065	910
Black	672	553	541	549	474
Other	428	395	399	536	436

**TABLE D-10 (CONT'D)**

**AF MILITARY MINORITY (RACIAL) POPULATION BY GRADE**

	FY 86	FY 87	FY 88	FY 89	FY 90
<b>ENLISTED DETAIL</b>					
<b>TOTAL ENLISTED</b>	104,601	105,729	101,480	100,138	94,455
<b>TOTAL BLACK</b>	85,933	86,127	82,369	80,703	76,348
<b>TOTAL OTHER</b>	18,668	19,602	19,111	19,356	18,107
<b>BREAKOUT BY GRADE</b>					
<b>CHIEF MASTER SERGEANT</b>	648	700	727	694	686
Black	578	633	662	631	614
Other	70	67	65	63	72
<b>SENIOR MASTER SERGEANT</b>	1,561	1,542	1,565	1,546	1,656
Black	1,420	1,393	1,402	1,378	1,476
Other	141	149	163	168	180
<b>MASTER SERGEANT</b>	7,147	7,409	7,917	8,446	8,431
Black	6,337	6,706	6,927	7,359	7,322
Other	810	703	990	1,087	1,109
<b>TECHNICAL SERGEANT</b>	12,772	12,743	12,839	12,723	12,867
Black	11,093	10,980	10,973	10,772	10,826
Other	1,679	1,763	1,866	1,951	2,041
<b>STAFF SERGEANT</b>	25,425	25,608	25,684	25,557	25,824
Black	21,284	21,350	21,382	21,133	21,280
Other	4,141	4,258	4,302	4,424	4,544
<b>SERGEANT</b>	25,942	27,350	27,918	31,204	28,558
Black	21,375	22,119	22,266	24,598	22,386
Other	4,567	5,231	5,652	6,606	6,172
<b>AIRMAN 1ST CLASS</b>	18,943	21,197	17,894	12,834	10,520
Black	14,474	16,141	13,498	9,623	7,905
Other	4,469	5,056	4,396	3,311	2,615
<b>AIRMAN</b>	7,976	6,011	4,706	4,407	3,985
Black	6,160	4,528	3,565	3,306	3,024
Other	1,816	1,483	1,141	1,101	961
<b>AIRMAN BASIC</b>	4,187	3,169	2,230	2,628	1,928
Black	3,212	2,277	1,694	1,983	1,515
Other	975	892	536	645	413

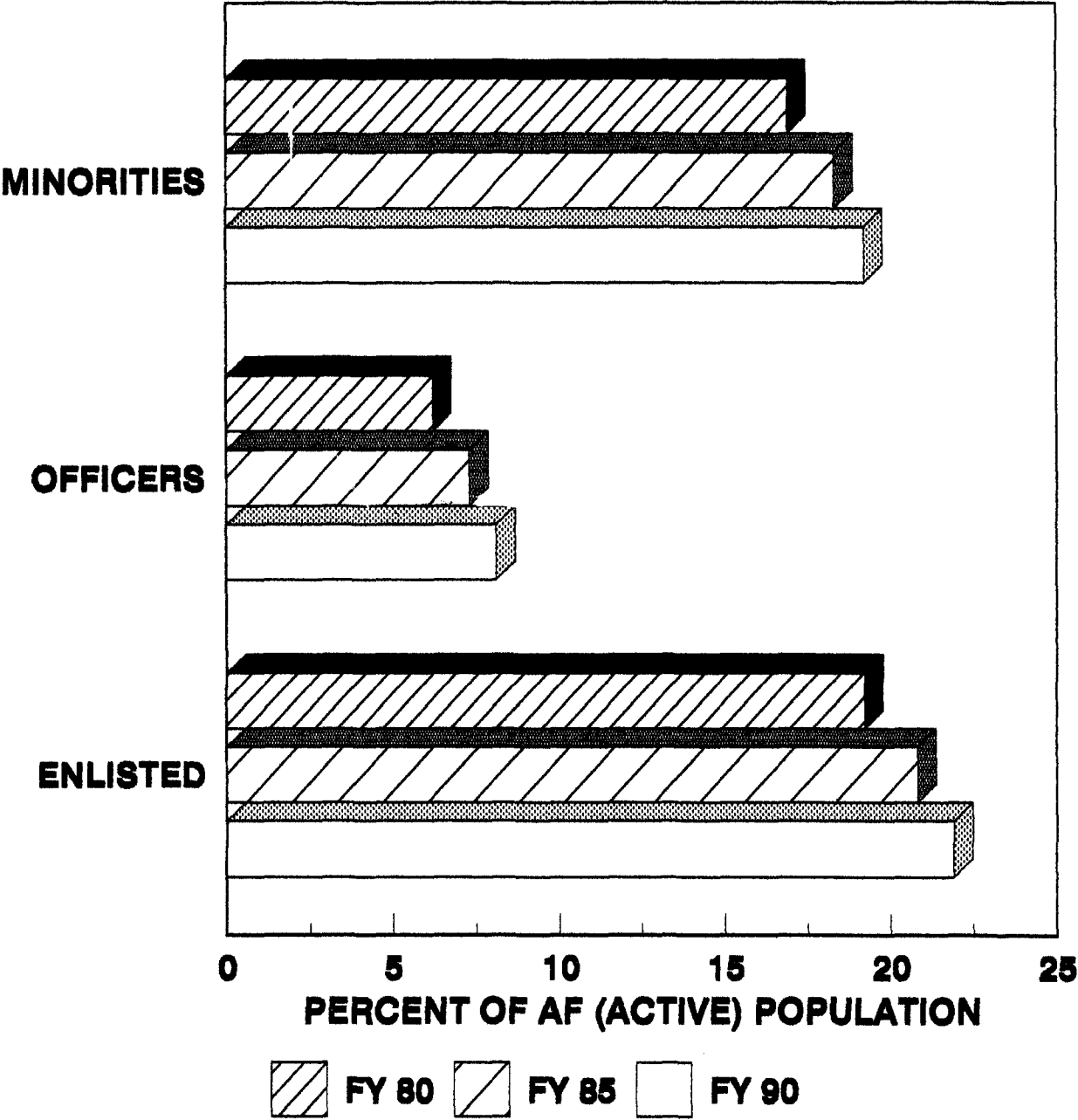
Footnote:

1/ Does not include nonchargeables.

OPR-AF/DPPP: Officers-Mr B Stary, Ext 73670; Enlisted-Ms J Breeden, Ext 56711.

# FIGURE D-3 MILITARY MINORITY POPULATION

## AIR FORCE (ACTIVE)



DATA SOURCE: TABLES D-7/10

**TABLE D-11**

**AF MILITARY PERSONNEL BY ETHNIC DESCENT**

CATEGORY	FY 88		FY 89		FY 90	
	OFFICER	ENLISTED	OFFICER	ENLISTED	OFFICER	ENLISTED
<b>GRAND TOTAL</b>	<b>105,126</b>	<b>466,856</b>	<b>103,697</b>	<b>462,831</b>	<b>100,045</b>	<b>430,818</b>
<b>TOTAL MEN</b>	<b>92,227</b>	<b>405,875</b>	<b>90,294</b>	<b>399,656</b>	<b>88,714</b>	<b>370,568</b>
Native Americans	433	3,426	399	3,112	380	2,792
Asian Americans	1,204	6,976	1,219	6,963	1,189	6,545
Hispanic	1,832	15,583	1,797	15,292	1,733	14,404
None 1/	81,519	363,688	80,002	359,738	76,919	333,788
Other 3/	6,770	16,168	6,256	14,524	5,760	12,996
Unknown 2/	469	34	621	27	733	43
<b>TOTAL WOMEN</b>	<b>12,899</b>	<b>60,981</b>	<b>13,403</b>	<b>63,175</b>	<b>13,331</b>	<b>60,250</b>
Native Americans	57	516	54	517	55	496
Asian Americans	282	937	295	1,010	293	966
Hispanic	306	1,963	308	2,060	300	2,048
None 1/	10,968	55,951	11,346	58,030	11,211	55,238
Other 3/	921	1,614	933	1,558	904	1,494
Unknown 2/	365	-	467	-	568	8

**Footnotes:**

1/ Primarily Caucasian.

2/ Information not provided by personnel queried.

3/ None of the ethnic categories shown on this table.

OPR-AF/DPPP: Officers-Mr B Starry, Ext 73670; Enlisted-Ms J Breeden, Ext 56711.

**TABLE D-12**

**AF OFFICER POPULATION BY EDUCATIONAL LEVEL**

	FY 87	FY 88	FY 89	FY 90
<b>OFFICER POPULATION</b>	<b>107,338</b>	<b>105,126</b>	<b>103,697</b>	<b>100,045</b>
High School	11	8	3	4
Some College 1/	407	314	259	218
Bachelor's Degree 2/	57,624	54,607	52,957	49,554
Master's Degree	40,372	40,754	40,976	40,721
Doctoral/Professional Degrees 3/	8,762	8,854	8,764	8,845
Unknown	162	589	742	703

**Footnotes:**

1/ Includes personnel with a 2-year certificate from a junior college, community college or technical school; as well as personnel with 4 years of college but no degree.

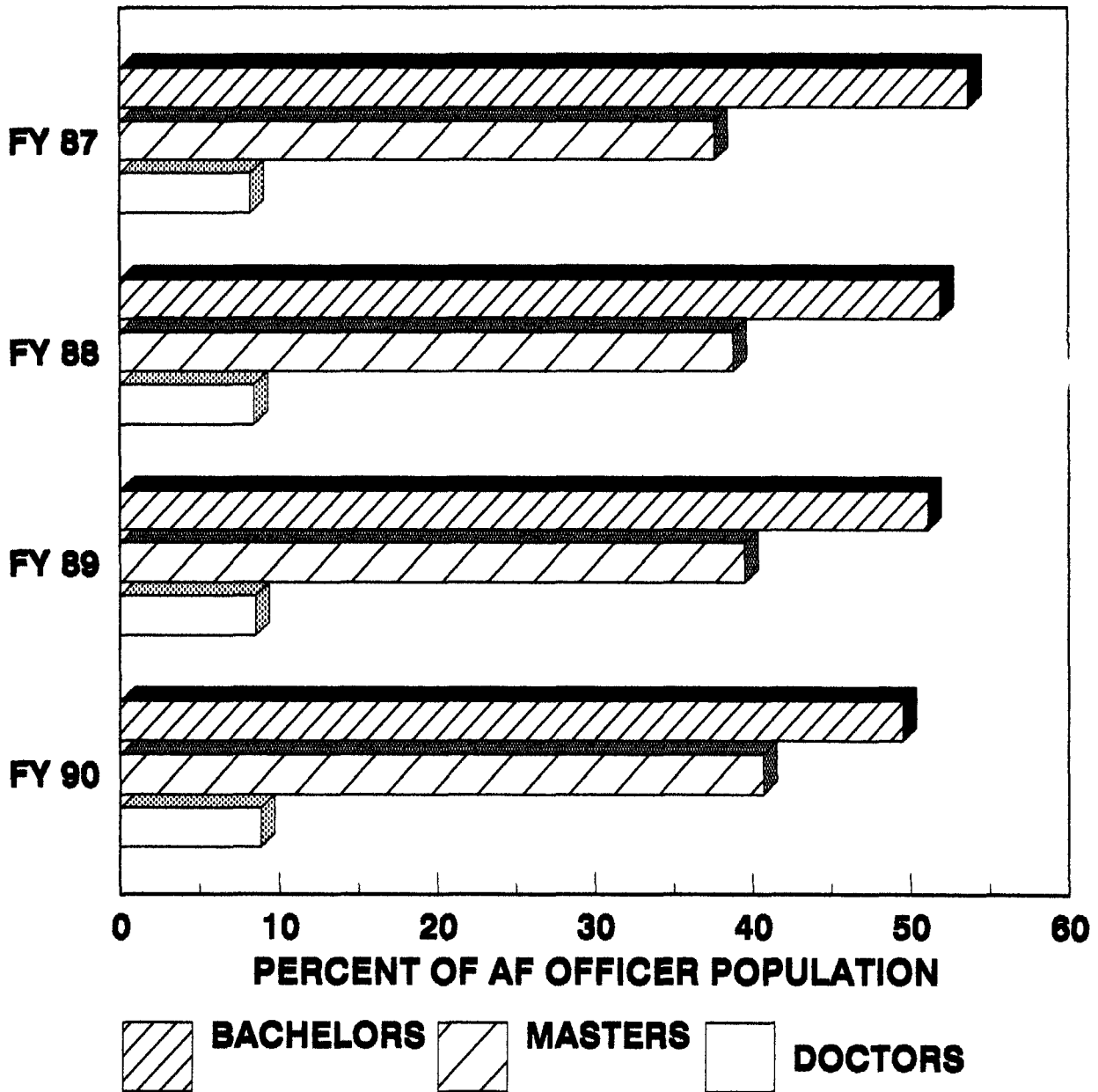
2/ Registered nurses with a AB degree are counted under the Bachelor's degree line.

3/ Excludes honorary degrees.

OPR: AF/DPPP, Mr B Starry, Ext 73670, 4E161.

# FIGURE D-4 OFFICER EDUCATION PATTERNS

**FISCAL YEAR**



**DATA SOURCE: TABLE D-12**

TABLE D-13					
OFFICER PERSONNEL					
BY COMPETITIVE CATEGORY 1/					
	FY 86	FY 87	FY 88	FY 89	FY 90
<b>TOTAL</b>	108,048	107,338	105,126	103,897	100,045
LINE	92,319	90,584	88,342	86,591	82,742
CHAPLAIN	841	833	819	825	825
DENTAL	1,611	1,575	1,508	1,474	1,480
JUDGE ADVOCATE	1,953	1,938	1,338	1,373	1,398
MED PROFESSIONAL 2/	3,972	4,011	3,981	4,020	4,173
NURSE	5,122	5,194	5,305	5,409	5,383
MEDICAL SERVICE 3/	1,435	1,439	1,446	1,476	1,474
BIOMEDICAL 4/	2,395	2,364	2,387	2,529	2,570

Footnote:

1/ Excludes nonchargeables who are active duty personnel (primarily Reservists) paid from other than Appropriation 3500 funds.

2/ Includes physicians and surgeons.

3/ Includes health services administrators.

4/ Includes veterinarians, psychologists, etc.

OPR: AF/DPPP, Mr B Starry, Ext 78915, 4E153.

TABLE D-14

AF OFFICERS BY OCCUPATIONAL FIELD

	FY 86	FY 87	FY 88	FY 89	FY 90
<b>TOTAL 1/</b>	<b>106,048</b>	<b>107,338</b>	<b>105,128</b>	<b>103,697</b>	<b>100,045</b>
ACQ CONT/MFG	1,573	1,660	1,569	1,557	1,482
ACQ PROGRAM MGMT 2/	2,510	2,545	2,778	2,737	2,603
ACFT/MUNITIONS MAINT	3,692	3,882	3,783	3,578	3,338
AIR TRAFFIC CONTROL	402	413	384	375	372
AIR WEAPONS DIR	2,091	2,211	2,182	2,166	2,079
BAND	32	33	31	28	27
CARTOGRAPHY 3/	96	95	96	NA	NA
CHAPLAIN	875	823	810	814	812
CIVIL ENG	2,280	2,214	2,143	2,180	2,103
CDR/DIR SPEC	25	3,258	3,079	2,871	2,748
COMM/COMPUTER SYS 4/	6,535	6,855	6,621	6,499	6,059
DEVELOPMENT ENG	6,287	5,997	5,751	5,882	5,434
DISASTER PREP	196	240	194	167	NA
EDU & TNG	674	584	494	441	372
FINANCIAL 5/	1,543	1,533	1,488	1,431	1,330
GENERAL OFFICER	580	588	598	593	592
INFORMATION MGMT	2,457	2,310	2,163	2,065	1,964
INTELLIGENCE	3,240	3,412	3,329	3,323	3,127
INT POL MIL AFFAIRS	219	289	311	312	289
LEGAL	1,419	1,319	1,320	1,344	1,368
LEGAL/MED STUDENT	234	238	245	255	251
LOG PLANS/PROGRAMS	1,126	1,108	1,032	1,001	971
MANPOWER MGMT	567	567	537	490	462
MEDICAL	16,020	14,350	14,383	14,634	14,802
MISSILE MAINT	469	463	383	342	319
MISSILE OPERATIONS	3,007	2,974	2,832	2,697	2,532
MISSION SUPPORT 6/	NA	NA	NA	NA	100
NAVIGATOR TRAINEE 7/	640	492	578	664	587
OPERATIONS MGMT 8/	0	878	1,090	1,222	1,392

**TABLE D-14 (CONT'D)**

**AF OFFICERS BY OCCUPATIONAL FIELD**

	FY 86	FY 87	FY 88	FY 89	FY 90
OTHER	69	21	30	43	56
PATIENTS	28	12	23	10	15
PERSONNEL 9/	1,933	1,757	1,617	1,464	1,319
PILOT/NAVIGATOR	30,795	29,637	28,890	28,186	27,321
PILOT TRAINEES 7/	2,365	2,080	2,364	2,501	2,468
PROGRAM MGMT 2/	74	229	NA	NA	NA
PUBLIC AFFAIRS	526	559	536	508	498
SCIENTIFIC	1,571	1,654	1,579	1,510	1,426
SECURITY POLICE	1,074	1,130	1,099	1,096	1,042
SERVICES	428	445	431	428	408
SPACE OPERATIONS	1,462	1,584	1,507	1,474	1,469
SPECIAL DUTY	1,460	1,763	1,767	1,771	1,745
SPEC INVESTIGATIONS	532	574	587	599	574
SUPPLY MGMT	1,316	1,279	1,169	1,152	1,058
STUDENT OFF AUTHOR	818	870	913	930	861
TRANSPORTATION	967	978	965	966	930
VISUAL INFORMATION	109	106	103	101	93
WEATHER	(999)	1,386	1,342	1,290	1,247

**Footnotes:**

1/ Totals may not agree with other personnel tables in this publication due to rounding.

2/ Program Management subsumed within Acquisition Program (FY 88)

3/ Cartography subsumed within Intelligence (FY 89).

4/ Communication Electronics and Computer Technology merged and renamed Information System (FY 85). *Information Systems designation changed to Communications Computer Systems (FY 87).*

5/ Disaster Preparedness subsumed within Operations Management.

6/ Mission Support was created FY 90 (out of Personnel).

7/ Undergraduate pilot/navigator trainees based on duty AF Specialty Code 30 Sep.

8/ Nuclear Weapons Custodians combined with Airfield Management and rated command post positions to form the Operations Management Occupational Field (FY 87).

9/ Social Actions subsumed within Personnel (FY 87).

OPR: AF/DPPP, Mr B Starry, Ext 73670, 4E161.

<b>TABLE D-15</b>						
<b>AF ACTIVE DUTY PILOTS &amp; NAVIGATORS</b>						
<b>REQUIREMENTS AND INVENTORY 1/</b>						
	<b>FY 88</b>	<b>FY 89</b>	<b>FY 90</b>	<b>FY 91 2/</b>	<b>FY 92 2/</b>	<b>FY 93 2/</b>
<b>REQUIREMENTS</b>						
<b>TOTAL PILOTS</b>	<b>22,669</b>	<b>22,304</b>	<b>21,534</b>	<b>21,199</b>	<b>18,040</b>	<b>17,221</b>
<b>TOTAL NAVIGATORS</b>	<b>9,262</b>	<b>9,006</b>	<b>8,539</b>	<b>8,302</b>	<b>7,215</b>	<b>6,726</b>
<b>FORCE</b>						
<b>Pilots</b>	<b>9,480</b>	<b>9,261</b>	<b>8,989</b>	<b>8,910</b>	<b>7,594</b>	<b>7,229</b>
<b>Navigators</b>	<b>3,619</b>	<b>3,460</b>	<b>3,227</b>	<b>3,179</b>	<b>2,837</b>	<b>2,578</b>
<b>TRAINING</b>						
<b>Pilots</b>	<b>3,603</b>	<b>3,610</b>	<b>3,512</b>	<b>3,515</b>	<b>3,040</b>	<b>3,001</b>
<b>Navigators</b>	<b>909</b>	<b>848</b>	<b>830</b>	<b>830</b>	<b>626</b>	<b>608</b>
<b>SUPERVISORY STAFF</b>						
<b>Pilots</b>	<b>5,384</b>	<b>5,431</b>	<b>5,900</b>	<b>5,854</b>	<b>5,135</b>	<b>4,958</b>
<b>Navigators</b>	<b>3,138</b>	<b>3,189</b>	<b>3,494</b>	<b>3,361</b>	<b>3,085</b>	<b>2,956</b>
<b>ADVANCED STUDENTS</b>						
<b>Pilots</b>	<b>1,390</b>	<b>1,414</b>	<b>1,468</b>	<b>1,491</b>	<b>1,212</b>	<b>1,208</b>
<b>Navigators</b>	<b>449</b>	<b>411</b>	<b>386</b>	<b>404</b>	<b>266</b>	<b>266</b>
<b>RATED SUPPLEMENT</b>						
<b>Pilots</b>	<b>1,892</b>	<b>1,743</b>	<b>931</b>	<b>695</b>	<b>469</b>	<b>235</b>
<b>Navigators</b>	<b>823</b>	<b>783</b>	<b>300</b>	<b>226</b>	<b>159</b>	<b>78</b>
<b>TRANSIENTS</b>						
<b>Pilots</b>	<b>458</b>	<b>385</b>	<b>390</b>	<b>390</b>	<b>246</b>	<b>246</b>
<b>Navigators</b>	<b>180</b>	<b>165</b>	<b>174</b>	<b>174</b>	<b>114</b>	<b>114</b>
<b>EDUCATION DEVELOPMENT</b>						
<b>Pilots</b>	<b>462</b>	<b>460</b>	<b>344</b>	<b>344</b>	<b>344</b>	<b>344</b>
<b>Navigators</b>	<b>144</b>	<b>150</b>	<b>128</b>	<b>128</b>	<b>128</b>	<b>128</b>
<b>INVENTORY</b>						
<b>TOTAL PILOTS</b>	<b>22,895</b>	<b>21,750</b>	<b>20,601</b>	<b>19,533</b>	<b>18,818</b>	<b>17,790</b>
<b>TOTAL NAVIGATORS</b>	<b>9,945</b>	<b>9,746</b>	<b>9,535</b>	<b>9,361</b>	<b>8,417</b>	<b>7,756</b>

Footnotes:

1/ Excludes generals, colonels and students in undergraduate flying training.

2/ Estimated.

OPR: (Requirements) AF/MOR, Lt Col C Johnson/Capt G J Wilson, Ext 34159, 5C530; (Inventory) AF/DPXXF, Maj R Schavrien, Ext 77005.

Data Source: AFCOPS, Report of Accomplished Actions.

TABLE D-16

## AF RATED OFFICERS ON FLYING STATUS, BY GRADE

	FY 86	FY 87	FY 88	FY 89	FY 90
<b>GRAND TOTAL</b>	37,836	36,861	36,141	35,182	32,497
<b>PILOT</b>	26,444	25,654	25,049	24,257	22,290
General	237	226	225	228	222
Colonel	1,997	1,765	1,688	1,672	1,484
Lt Colonel	4,177	4,264	4,201	4,154	3,866
Major	5,961	5,857	5,473	5,228	4,132
Captain	9,212	9,250	9,443	9,226	8,981
Lieutenant	4,860	4,292	4,019	3,749	3,605
<b>NAVIGATOR/OBS</b>	10,832	10,636	10,546	10,351	9,634
General	15	15	12	12	6
Colonel	475	435	394	382	279
Lt Colonel	1,126	1,227	1,366	1,421	1,665
Major	2,942	2,974	2,864	2,834	2,320
Captain	4,029	4,036	4,163	4,048	4,020
Lieutenant	2,245	1,949	1,747	1,654	1,344
<b>FLIGHT SURGEON</b>	560	571	546	574	573
Colonel	127	118	138	138	125
Lt Colonel	80	83	81	85	101
Major	124	142	131	144	148
Captain	229	228	196	207	199

Footnote:

1/ Excludes trainees.

OPR: AF/DPXXF, MAJ R Schavrien, Ext 77005, 5C371.

Data Source: "AFCOPS, Report of Accomplished Actions,"; AF/X00TW Data Base.

<b>TABLE D-17</b>					
<b>AF PILOTS AND NAVIGATORS RECEIVING INCENTIVE PAY 1/</b>					
	<b>FY 86</b>	<b>FY 87</b>	<b>FY 88</b>	<b>FY 89</b>	<b>FY 90</b>
<b>GRAND TOTAL</b>	<b>35,772</b>	<b>35,422</b>	<b>34,031</b>	<b>32,246</b>	<b>30,697</b>
<b>PILOTS</b>	<b>25,398</b>	<b>25,152</b>	<b>24,044</b>	<b>22,603</b>	<b>21,524</b>
Generals & Colonels	1,314	1,234	1,288	1,196	1,042
Lt Colonel & Below	24,084	23,918	22,756	21,407	20,482
<b>NAVIGATORS</b>	<b>10,374</b>	<b>10,270</b>	<b>9,987</b>	<b>9,643</b>	<b>9,373</b>
Generals & Colonels	231	195	154	129	100
Lt Colonel & Below	10,143	10,075	9,833	9,514	9,273

Footnote:

1/ Excludes Trainees.

OPR: AF/DPXXF, Maj R Schavrien, Ext 57585, 5C371.

Data Source: AF/XOOTW Data Base, ACIP-TO2.

<b>TABLE D-18</b>					
<b>AF PILOTS AND NAVIGATORS ACTUALLY FLYING 1/</b>					
	<b>FY 86</b>	<b>FY 87</b>	<b>FY 88</b>	<b>FY 89</b>	<b>FY 90</b>
<b>GRAND TOTAL</b>	<b>25,353</b>	<b>24,679</b>	<b>25,490</b>	<b>23,536</b>	<b>22,595</b>
<b>PILOTS</b>	<b>18,878</b>	<b>18,316</b>	<b>18,673</b>	<b>17,469</b>	<b>16,792</b>
Generals & Colonels	692	668	662	641	600
Lt Colonel & Below	18,186	17,648	18,211	16,828	16,192
<b>NAVIGATORS</b>	<b>6,475</b>	<b>6,363</b>	<b>6,617</b>	<b>6,067</b>	<b>5,803</b>
Generals & Colonels	12	14	12	11	14
Lt Colonel & Below	6,463	6,349	6,605	6,056	5,789

1/ Excludes Trainees.

OPR: AF/DPXXF, Maj R Schavrien, Ext 57585, 5C371.

Data Source: AF/XOOTW Data Base, ACIP-TO2.

TABLE D-19

**AF PILOTS AND NAVIGATORS BY MAJCOM/SOA/DRU  
(INCLUDES TRAINEES)**

	FY 86	FY 87	FY 88	FY 89	FY 90
<b>TOTAL PILOTS</b>	<b>24,209</b>	<b>23,754</b>	<b>22,919</b>	<b>21,750</b>	<b>20,917</b>
<b>PIPELINE</b>	<b>914</b>	<b>433</b>	<b>535</b>	<b>588</b>	<b>919</b>
<b>PERMANENT PARTY</b>	<b>23,295</b>	<b>23,321</b>	<b>21,984</b>	<b>20,962</b>	<b>19,998</b>
<b>MAJCOMs</b>	<b>21,469</b>	<b>21,341</b>	<b>20,268</b>	<b>19,211</b>	<b>18,432</b>
Air University 1/	637	644	571	411	482
Alaskan Air Command 7/	167	175	156	151	145
AF Communications Cmd 3/	92	102	63	56	36
AF Logistics Command	146	149	145	129	126
AF Systems Command	742	700	675	640	574
Air Training Command 4/	2,779	2,751	2,729	2,699	2,712
Electronic Security Cmd	11	10	8	6	3
Military Airlift Command	5,376	5,234	5,005	4,828	4,229
Pacific Air Forces	815	866	768	709	610
Space Command 2/	63	47	42	32	33
Strategic Air Command	4,248	4,369	4,321	4,116	3,912
Tactical Air Command	4,949	4,770	4,423	4,045	3,818
US Air Forces, Europe	1,444	1,524	1,392	1,389	1,334
AF Special Ops Command	-	-	-	-	418
<b>SOAs</b>	<b>208</b>	<b>215</b>	<b>199</b>	<b>173</b>	<b>146</b>
AF Accounting & Finance Ctr	-	-	-	-	-
AF Audit Agency	1	1	2	2	-
AF Commissary Service	-	-	-	-	-
AF Engineer & Svcs Ctr	3	3	3	2	-
AF Inspection & Safety Ctr	32	39	42	37	31
AF Intelligence Service	9	9	7	7	5
AF Mgmt & Eng Agency	1	1	1	-	-
AF Military Personnel Ctr	71	69	60	48	43
AF Med Svc Ctr 6/	1	2	1	-	1
AF Off of Spec Investigations	-	1	2	1	1
AF Reserve	16	15	16	15	14
AF Svc Info-News Ctr 6/	-	-	-	-	-
AF Test & Eval Ctr 5/	-	-	-	-	-
AF Oper Test & Eval Ctr 5/	73	74	64	60	51
Air Res Personnel Ctr	1	1	1	1	-
<b>DRUs</b>	<b>354</b>	<b>365</b>	<b>346</b>	<b>315</b>	<b>274</b>
AF Combat Operations Staff	44	42	38	33	35
AF Reserve	-	-	-	-	-
US Air Force Academy	270	283	264	251	208

<b>TABLE D-19 (CONT'D)</b>					
<b>AF PILOTS AND NAVIGATORS BY MAJCOM/SOA/DRU (INCLUDES TRAINEES)</b>					
	<b>FY 86</b>	<b>FY 87</b>	<b>FY 88</b>	<b>FY 89</b>	<b>FY 90</b>
<b>DRUs (CONT'D)</b>					
AF Technical Appn Ctr	14	15	16	13	11
AF Simpson 1st Res Ctr 6/	1	1	-	-	-
1947th Hqs Spt Gp 6/	-	-	-	-	-
ANG Spt Ctr 6/	2	1	2	1	1
AF District of Washington	23	23	26	17	19
<b>MISCELLANEOUS</b>	<b>1,264</b>	<b>1,400</b>	<b>1,141</b>	<b>1,163</b>	<b>1,146</b>
AF Elements	36	46	48	92	83
HAF	394	325	275	267	249
Other AF Elements	647	739	640	618	620
AF Elements Europe 6/	187	290	178	186	194
Unknown 6/	-	-	-	-	-
<b>TOT NAVIGATORS/OBS</b>	<b>10,342</b>	<b>10,165</b>	<b>9,970</b>	<b>9,743</b>	<b>9,494</b>
<b>PIPELINE</b>	<b>346</b>	<b>17</b>	<b>277</b>	<b>253</b>	<b>303</b>
<b>PERMANENT PARTY</b>	<b>9,996</b>	<b>10,168</b>	<b>9,701</b>	<b>9,490</b>	<b>9,111</b>
<b>MAJCOMs</b>	<b>9,265</b>	<b>9,418</b>	<b>9,970</b>	<b>8,741</b>	<b>8,360</b>
Air University 1/	232	215	210	209	199
Alaskan Air Command	22	23	25	23	17
AF Communications Cmd 3/	51	56	58	53	38
AF Logistics Command	110	116	119	120	130
AF Security Service	-	-	-	-	-
AF Systems Command	324	356	365	400	390
Air Training Command 4/	599	566	455	475	496
Electronic Security Cmd	83	106	109	110	111
Military Airlift Command	1,462	1,490	1,410	1,384	1,070
Pacific Air Forces	256	288	270	213	183
Space Command 2/	28	27	33	35	40
Strategic Air Command	3,921	4,050	3,975	3,892	3,708
Tactical Air Command	1,477	1,446	1,316	1,227	1,121
US Air Forces, Europe	700	679	625	600	560
AF Special Ops Cmd 8/	-	-	-	-	299
<b>SOAs</b>	<b>104</b>	<b>105</b>	<b>105</b>	<b>113</b>	<b>114</b>
AF Accounting & Finance Ctr	-	-	-	-	-
AF Audit Agency	5	4	2	2	2
AF Commissary Service	-	-	-	-	-
AF Engineer & Svcs Ctr	1	-	2	2	2

TABLE D-19 (CONT'D)					
AF PILOTS AND NAVIGATORS BY MAJCOM/SOA/DRU (INCLUDES TRAINEES)					
	FY 86	FY 87	FY 88	FY 89	FY 90
<b>SOAs (CONT'D)</b>					
AF Inspection & Safety Ctr	9	9	9	9	4
AF Intelligence Service	10	9	9	10	11
AF Mgmt & Engineering Agen	3	3	1	2	3
AF Military Personnel Ctr	22	24	29	30	28
AF Off of Spec Investigations	3	3	5	8	8
AF Reserve	4	6	6	6	6
AF Svc Info-News Ctr 6/	-	-	-	-	-
AF Test & Eval Ctr 5/	-	-	-	-	-
AF Oper Test & Eval Ctr 5/	46	46	41	44	49
Air Reserve Personnel Ctr	1	1	1	-	-
AF Civilian Pers Mgmt Ctr	-	-	-	-	1
<b>DRUs</b>	<b>110</b>	<b>112</b>	<b>112</b>	<b>120</b>	<b>115</b>
AF Combat Operations Staff	16	17	22	26	20
AF Reserve	-	-	-	-	-
US Air Force Academy	82	79	77	80	77
AF Technical Appn Ctr	5	7	6	5	6
AF Simpson Hist Res Ctr 6/	1	1	-	-	-
1947th Hqs Spt Gp 6/	-	-	-	-	-
ANG Spt Ctr 6/	-	-	-	-	-
AF District of Washington	6	8	7	9	12
<b>MISCELLANEOUS</b>	<b>517</b>	<b>533</b>	<b>514</b>	<b>516</b>	<b>522</b>
AF Elements	18	21	20	42	41
HAF	158	131	119	124	121
Other AF Elements	274	311	305	281	294
AF Elements Europe 6/	67	69	70	69	66
Unknown 6/	-	1	-	-	-

**Footnotes:**

1/ Air University reported to ATC, effective 20 Sep 76; designated a major command 1 Jul 83.

2/ Aerospace Defense Command name and Major Command designation changed to Aerospace Defense Center as a Separate Operating Agency (SOA) effective Jul 80. On 1 Sep 82, the Center began reporting to the newly established Space Command, relinquishing its SOA designation.

3/ On 1 Sep 82, AF Data Automation Agency began reporting to AF Communications Command.

4/ Air Training Command included Air University through Jun 83.

5/ AF T&E Center name changed to Operational T&E Center in Sep 83.

6/ Data for AF Medical Service Center, AF Service Information News Center, AF Simpson Historical Research, 1947th HQ Support Group, ANG Support Center and AF Elements Europe not available prior to FY 83. Data for these elements formerly reported under "Unknown."

7/ ACC Deactivated 9 Aug 90.

8/ AFSOC Established as MAJCOM May 90.

OPR: AF/DPXXF, Maj R Schavrien, Ext 77005, 5C371.

Data Source: HQ AFMPC/DPMY, Maj B G Saucier, Randolph AFB, TX, DSN 487-3205.

TABLE D-20

## AF ENLISTED PERSONNEL BY CAREER FIELD

CAREER FIELD	FY 86	FY 87	FY 88	FY 89	FY 90
<b>TOTAL</b>	<b>494,666</b>	<b>495,244</b>	<b>466,856</b>	<b>462,830</b>	<b>430,814</b>
10 1st Sergeant	1,745	1,716	1,799	1,756	1,759
11 Aircrew Operations	9,255	9,234	8,976	8,853	8,641
12 Aircrew Protection	3,210	3,120	2,791	2,904	2,731
20 Intelligence	13,010	13,015	12,604	12,915	12,517
22 Geodetic	116	123	112	110	106
23 Audiovisual	3,132	3,087	2,830	2,722	2,413
24 Safety	1,379	1,440	1,459	1,368	1,352
25 Weather	3,205	3,204	3,103	3,134	3,121
27 Cmd/Cont Sys Oper	16,648	16,885	15,817	16,287	15,458
30 Comm/Elec Sys	25,579	25,746	23,801	23,266	20,730
31 Instrumentation	732	654	580	525	523
32 Precision Measurement	28,630	20,473	14,462	2,647	2,404
34 Training Devices	1,618	1,180	693	347	97
36 Wire Comm Sys Maint	4,435	4,415	4,050	4,181	4,096
39 Maint Mgmt Sys	3,400	3,330	3,118	2,988	2,769
40 Intricate Equip Maint	799	331	291	290	257
41 Miss Sys Maint	5,312	5,631	5,406	5,038	3,471
42 Acft Sys Maint	46,080	46,103	28,824	5,910	-
43 Aircraft Maint	46,456	46,144	42,180	1	-
45 Manned Aero Maint	-	10,089	30,313	103,255	97,887
46 Mun/Weapons Maint	23,889	25,729	25,349	25,016	23,759
47 Vehicle Maint	5,973	5,965	5,477	5,550	5,273
49 Comm-Computer Systems	19,944	20,266	19,722	20,386	19,916
54 Mechanical/Elect	10,951	10,510	9,770	10,033	9,368
55 Structural/Pavement	12,898	12,379	11,423	11,819	11,318
56 Sanitation	1,787	1,749	1,557	1,624	1,598
57 Fire Protection	6,233	6,472	6,147	6,112	5,822
59 Marine	87	65	50	37	40
60 Transportation	15,007	14,668	13,268	13,403	12,580
61 Commissary Services	3,138	3,121	955	1,004	1,002
62 Services	4,680	4,575	6,055	6,283	5,838
63 Fuels	6,898	6,879	6,442	6,599	6,491
64 Supply	26,447	25,545	24,199	23,708	22,719
65 Procurement	1,711	1,744	1,665	1,610	1,722
66 Logistics Plans	1,069	1,162	1,129	1,017	994
67 Acct/Fin/Aud	6,084	6,450	5,927	5,583	5,369
69 Mgmt Analysis 1/	446	-	-	-	-
70 Administration	29,367	24,953	23,304	21,471	19,856
73 Personnel	11,677	14,671	14,026	13,849	13,079

**TABLE D-20 (CONT'D)**

**AF ENLISTED PERSONNEL BY CAREER FIELD**

CAREER FIELD	FY 86	FY 87	FY 88	FY 89	FY 90
74 Morale/Welfare/Rec	1,914	1,864	1,601	1,723	1,577
75 Education/Tng	3,868	3,925	3,701	3,538	3,466
79 Public Affairs	1,321	1,319	1,284	1,264	1,225
81 Security Police	39,273	40,063	38,987	37,884	34,023
82 Spec Inv/Counterintel	927	930	908	933	1,010
87 Band	1,116	1,116	1,120	1,129	1,122
88 Paralegal	-	-	-	886	866
89 Chaplain Mgmt	-	-	-	684	698
90 Medical	19,221	19,062	18,167	18,651	19,043
91 Medical	3,973	3,912	3,729	4,014	4,147
92 Medical	2,662	2,703	2,730	2,627	2,924
98 Dental	3,729	3,676	3,392	3,581	3,657
99 Misc(Spec Duty/Patient)	13,635	13,851	11,563	12,195	9,978
Unknown	-	-	-	1	4

**Footnote:**

Subsumed within 87--Accounting, Auditing and Finance Career Field (FY 87).

OPR: AF/DPPP, Ms J Breeden, Ext 56711, 4D153.

**TABLE D-21**

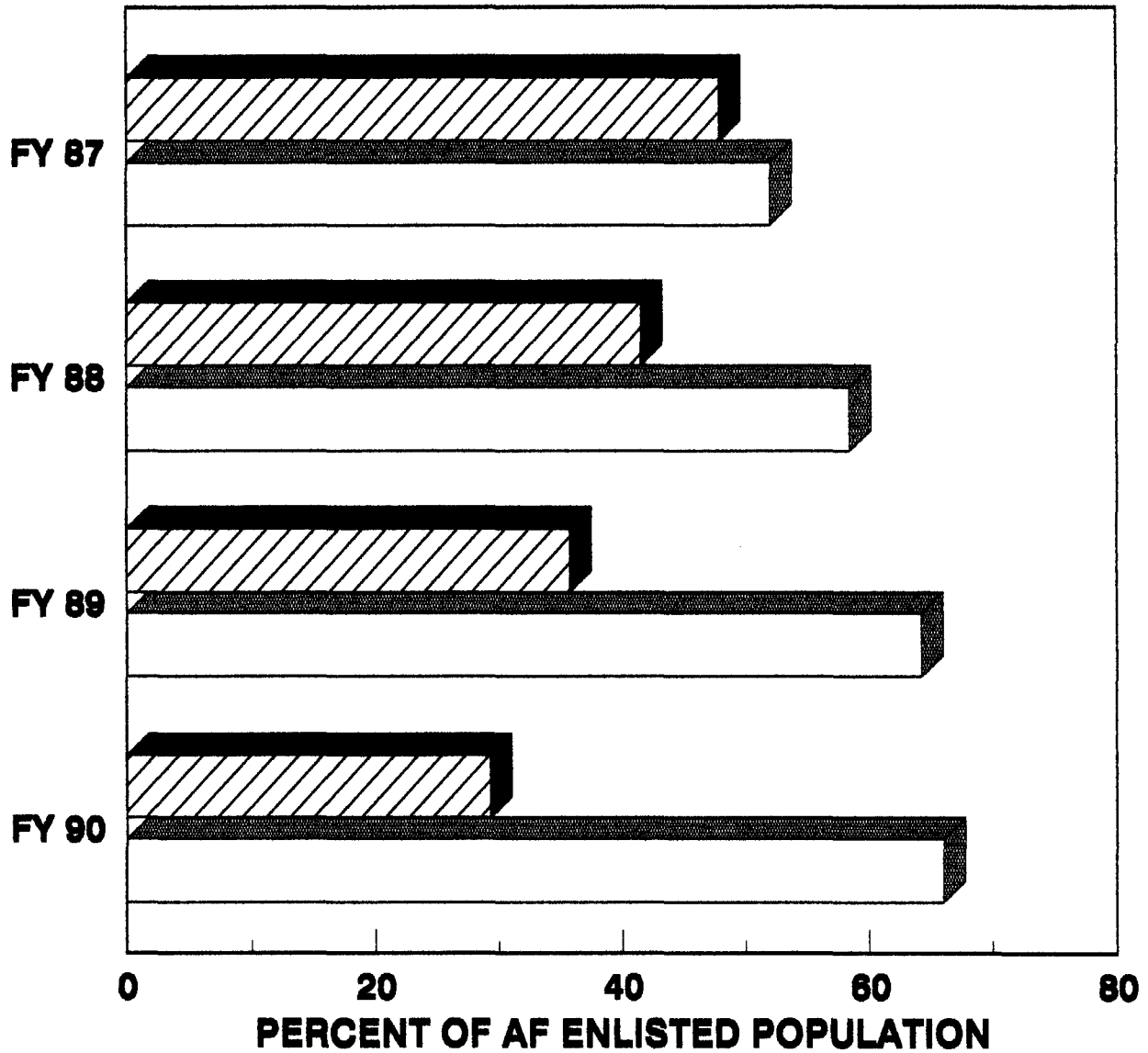
**AF ENLISTED FORCE BY EDUCATIONAL LEVEL**

	FY 88	% OF TOTAL	FY 89	% OF TOTAL	FY 90	% OF TOTAL
<b>ENLISTED POPULATION</b>	466,856	100.00	462,831	100.00	430,818	100.00
<b>SOME HIGH SCHOOL</b>	315	0.07	354	0.08	155	0.03
<b>GRADUATED, HIGH SCHOOL</b>	193,852	41.52	185,294	35.71	126,184	29.29
<b>SOME COLLEGE</b>	257,294	55.11	281,402	60.80	289,068	62.46
<b>GRADUATED, COLLEGE</b>	15,396	3.30	15,781	3.41	15,411	3.58

OPR: AF/DPPP, Ms J Breeden, Ext 56711.

# FIGURE D-5 ENLISTED EDUCATION PATTERNS

**FISCAL YEAR**



**HIGH SCHOOL, GRADUATE/COURSES**

**COLLEGE, DEGREE/SOME COURSES**

**DATA SOURCE: TABLE D-21**

**TABLE D-22**

**AF NON-PRIOR SERVICE ENLISTED ACCESSIONS  
BY EDUCATION AND GENDER**

	FY 86	FY 87	FY 88	FY 89	FY 90
<b>GRAND TOTAL</b>	<b>64,400</b>	<b>55,000</b>	<b>41,200</b>	<b>43,450</b>	<b>36,000</b>
<b>MEN</b>	<b>52,369</b>	<b>44,668</b>	<b>33,060</b>	<b>34,123</b>	<b>28,602</b>
<b>WOMEN</b>	<b>12,031</b>	<b>10,312</b>	<b>8,140</b>	<b>9,327</b>	<b>7,398</b>
<b>DETAILS</b>					
<b>SOME HIGH SCHOOL</b>	<b>133</b>	<b>102</b>	<b>113</b>	<b>92</b>	<b>81</b>
Men	106	84	94	76	70
Women	27	18	19	16	11
<b>HS DIPLOMA</b>	<b>53,688</b>	<b>45,530</b>	<b>34,522</b>	<b>36,254</b>	<b>30,216</b>
Men	44,292	37,388	27,994	28,831	24,309
Women	9,396	8,142	6,528	7,423	5,907
<b>SOME COLLEGE</b>	<b>9,723</b>	<b>8,184</b>	<b>5,907</b>	<b>5,803</b>	<b>4,801</b>
Men	7,371	6,359	4,524	4,292	3,575
Women	2,352	1,805	1,383	1,511	1,226
<b>COLLEGE DEGREE(S)</b>	<b>856</b>	<b>1,204</b>	<b>858</b>	<b>1,301</b>	<b>902</b>
Men	600	857	448	924	648
Women	256	347	210	377	254
<b>PERCENT ACCESSIONS BY GENDER AND EDUCATIONAL LEVEL (%)</b>					
<b>GENDER</b>					
Men	81.3	0.8	0.8	0.8	0.8
Women	18.7	0.2	0.2	0.2	0.2
<b>EDUCATIONAL LEVEL</b>					
SOME HIGH SCHOOL	0.2	0.2	0.3	0.2	0.2
HS DIPLOMA	83.4	82.8	83.8	83.4	83.9
SOME COLLEGE	15.1	14.8	14.3	13.4	13.3
COLLEGE DEGREE(S)	1.3	2.2	1.6	3.0	2.5

Footnote:

OPR: AF/DPPP, Ms J Breeden, Ext 56711, 4E153.

**TABLE D-23**

**AIR FORCE RESERVE PERSONNEL**

	FY 86	FY 87	FY 88	FY 89	FY 90
<b>OFFICER PERSONNEL</b>					
<b>TOTAL OFFICERS</b>	158,930	168,566	165,960	165,211	164,001
<b>READY RESERVE</b>	25,810	26,966	27,234	29,543	32,144
<b>PAID</b>	16,014	16,560	16,549	17,068	17,180
<b>48 - ANNUAL DRILL</b>	8,856	9,170	9,257	9,517	9,630
A-10	356	370	379	374	369
C-5 (Assoc)	388	388	375	375	366
C-5 (Equipped)	158	165	326	334	333
C-9	58	58	60	62	62
C-123	5	-	-	-	-
C-130	1,532	1,633	1,534	1,589	1,618
AC-130	131	140	147	154	147
WC-130	106	33	28	28	28
C-141 (Associate)	1,355	1,332	1,318	1,293	1,309
C-141 (Equipped)	122	130	137	131	143
F-4	599	578	563	315	270
F-16	113	176	185	479	487
CH-3	23	17	23	19	22
KC-10	150	190	212	233	237
KC-135	296	295	294	322	357
Aerial Port Squadron	251	272	269	279	280
Aeromed Evac Unite	1,149	1,185	1,182	1,250	1,332
Aero Rescue & Recovery	183	184	185	194	197
Numbered Air Forces	231	241	231	227	228
CE Sqd (Heavy Repair)	15	17	17	16	16
CE Units	349	395	425	438	430
Combat Log Spt Sqd	34	39	40	37	41
Med Services Sqd	765	806	806	803	785
Mobilization Aug	440	467	461	503	505
Basic Mil Tng Sqd	1	1	2	2	2
Communications Security	10	10	10	9	7
Communications Squadron	38	50	47	50	47
ESC Security Police Sqd	-	-	1	1	2

**TABLE D-23 (CONT'D)**

**AIR FORCE RESERVE PERSONNEL**

	FY 86	FY 87	FY 88	FY 89	FY 90
<b>OFFICER PERSONNEL (CONT'D)</b>					
<b>24-ANNUAL DRILL 1/</b>	6,724	7,017	6,917	7,177	7,210
<b>FULL-TIME PERSONNEL</b>	168	177	193	167	193
<b>ACTIVE DUTY PERSONNEL</b>	286	196	182	207	147
<b>NON-PAID</b>	9,796	10,406	10,665	12,455	14,984
Obligated Reserves	6,107	6,834	6,730	6,022	6,936
Reinforce't Designees	2,135	1,982	2,397	4,885	6,402
Chaplains/Legal	301	301	278	244	270
Other	1,253	1,289	1,280	1,304	1,356
<b>STANDBY</b>	25,107	23,351	20,461	15,965	14,106
Active	4,648	5,387	5,361	2329	616
Inactive	20,459	17,964	15,100	13,656	13,490
<b>RETIRED</b>	106,013	118,269	118,265	119,893	117,751
<b>ENLISTED PERSONNEL</b>					
<b>TOTAL ENLISTED</b>	189,975	191,275	206,442	206,566	221,962
<b>READY RESERVE</b>	101,417	101,737	110,796	106,796	120,884
<b>PAID</b>	62,505	63,855	65,567	66,126	66,914
<b>48-ANNUAL DRILL</b>	55,220	55,904	58,374	58,999	59,722
A-10	2,952	3,040	3,034	2,934	2,963
C-5 (Associate)	2,887	2,835	2,952	2,891	2,917
C-5 (Equipped)	1,242	1,313	2,629	2,878	2,841
C-9	148	145	142	158	171
C-123	26	-	-	-	-
C-130	7,353	7,538	6,934	6,967	7,512
AC-130	892	902	901	937	896
WC-130	431	174	57	57	53
C-141 (Associate)	7,637	7,308	7,288	7,252	7,091
C-141 (Equipped)	544	674	693	728	778
F-4	4,050	3,928	3,974	1,637	1,629
F-16	806	1,262	1,503	3,779	3,884
CH-3	140	64	95	122	126
KC-10	152	345	1,003	1,125	1,155
KC-135	1,675	1,626	1,626	1,685	1,791

**TABLE D-23 (CONT'D)**

**AIR FORCE RESERVE PERSONNEL**

	FY 86	FY 87	FY 88	FY 89	FY 90
<b>ENLISTED PERSONNEL (CONT'D)</b>					
Communications Security	46	56	57	55	57
Aerial Port Squadrons	8,701	8,663	8,803	8,841	8,543
Aeromed Evac Units	1,897	1,934	1,990	2,096	2,302
Aero Rescue & Recovery Sqd	834	824	809	795	828
CE Sqd (Heavy Repair)	381	387	362	378	383
CE Units	6,668	7,140	7,616	7,735	7,750
Combat Log Spt Squadron	1,464	1,445	1,504	1,553	1,536
Med Service Squadron	2,713	2,729	2,806	2,684	2,714
Mobilization Aug	157	172	178	241	286
Numbered AFs	263	269	285	292	309
Basic Mil Tng Squadron	59	88	64	63	65
Info System Squadrons	1,081	1,043	1,047	1,080	1,112
ESC Scty Police Squadron	21	20	22	25	30
<b>24-ANNUAL DRILL 1/</b>	<b>4,562</b>	<b>5,030</b>	<b>4,673</b>	<b>4,775</b>	<b>5,006</b>
<b>NPS, ACTIVE DUTY TRAIN 2/</b>	<b>1,284</b>	<b>1,697</b>	<b>1,459</b>	<b>1,343</b>	<b>951</b>
<b>NPS, DELAY WITH PAY</b>	<b>890</b>	<b>685</b>	<b>564</b>	<b>490</b>	<b>299</b>
<b>FULL-TIME PERSONNEL</b>	<b>444</b>	<b>452</b>	<b>433</b>	<b>448</b>	<b>495</b>
<b>ACTIVE DUTY PERSONNEL</b>	<b>105</b>	<b>87</b>	<b>84</b>	<b>82</b>	<b>439</b>
<b>NON-PAID</b>	<b>38,912</b>	<b>8,075</b>	<b>45,229</b>	<b>40,862</b>	<b>53,750</b>
NPS Delay	1	-	-	-	-
Obligated Reserve	31,894	140	36,279	31,327	42,798
Reinforcement Designees	7,017	7,935	8,950	9,335	10,950
Other	-	-	-	-	2
<b>STANDBY ENLISTED</b>	<b>716</b>	<b>1,128</b>	<b>1,311</b>	<b>1,314</b>	<b>1,263</b>
Active	710	1,112	1,286	1,281	1,056
Inactive	6	16	25	33	207
<b>RETIRED 3/</b>	<b>87,842</b>	<b>88,410</b>	<b>94,335</b>	<b>98,484</b>	<b>100,035</b>

Footnotes:

1/ Individual Mobilization Augmentee

2/ NPS = Non-Prior Service.

3/ Active and retired Enlisted personnel with over 30 years total service are not included, but instead are subsumed within the Retired Regular Air Force category.

OPR: AF/REPP, Mr W Limbrick, Ext 73481, BF655.

<b>TABLE D-24</b>					
<b>AF MILITARY RETIREMENT PROGRAM</b>					
<b>POPULATION SUMMARY &amp; COST</b>					
	<b>FY 89</b>	<b>FY 90</b>	<b>FY 91 1/</b>	<b>FY 92 1/</b>	<b>FY 93 1/</b>
<b>POPULATION SUMMARY (THOUSANDS)</b>					
<b>TOTAL</b>	570	581	598	615	629
Officer	155	157	162	166	170
Enlisted	376	381	389	399	404
Beneficiaries	39	43	46	50	55
<b>COST (MILLIONS)</b>					
<b>THEN-YEAR \$</b>	7,643	8,162	8,829	9,538	9,892
Officer	3,397	3,636	3,954	4,303	4,532
Enlisted	4,026	4,281	4,596	4,930	5,034
Beneficiaries	220	245	279	305	326
<b>CONSTANT FY 92 \$</b>	8,578	8,833	9,197	9,538	9,467
Officer	3,813	3,935	4,119	4,303	4,337
Enlisted	4,519	4,633	4,788	4,930	4,818
Beneficiaries	247	265	291	305	312

Footnote:

1/ Estimate.

OPR: SAF/FMBOP, Ms A Rodriguez, Ext 50036 (Manpower & Then-Year Dollars).

SAF/FMCEE, Mr S Connair, Ext 71152 (Constant FY 92 Dollars).

**TABLE D-25**

**AF RETIRED MILITARY POPULATION BY GRADE 1/  
WORKYEARS (THOUSANDS)**

	FY 89	FY 90	FY 91 2/	FY 92 2/	FY 93 2/
<b>GRAND TOTAL 3/</b>	526.5	534.7	544.1	564.4	588.4
<b>OFFICER TOTAL:</b>	153.6	156.1	159.8	163.7	168.0
<b>ENLISTED TOTAL:</b>	372.9	378.6	384.3	400.7	401.4
<b>OFFICER DETAILS</b>					
General	1.9	1.9	2.0	2.1	2.2
Colonel	26.3	26.9	27.5	28.2	29.0
Lt Colonel	67.7	68.8	70.2	71.8	73.8
Major	40.9	41.7	42.8	43.8	45.0
Captain	9.1	9.5	9.7	10.0	10.3
1st Lieutenant	2.7	2.8	2.7	2.8	2.9
2nd Lieutenant	0.9	0.9	0.9	0.9	0.9
Warrant Officer	4.1	4.0	4.0	4.0	3.9
<b>ENLISTED DETAILS</b>					
Chief Master Sergeant	27.3	28.1	28.5	29.7	29.8
Senior Master Sergeant	42.7	44.1	44.8	46.7	46.8
Master Sergeant	142.9	146.4	148.8	154.9	155.1
Technical Sergeant	112.0	112.4	114.1	119.0	119.2
Staff Sergeant	41.5	41.0	41.8	43.4	43.5
Sergeant	4.5	4.6	4.7	4.9	4.9
Airman First Class	1.5	1.5	1.5	1.6	1.6
Airman	0.4	0.4	0.4	0.4	0.4
Airman Basic	0.1	0.1	0.1	0.1	0.1

**Footnotes:**

1/ Includes Title III which covers Reserve personnel retired at age 60 paid by DoD.

2/ Estimated.

3/ Totals may not add due to rounding.

OPR: SAF/FMBOP Ms A J Rodriguez, Ext 50036, 4C239.

Data Source: RCS HAF-DPP(M) 7126 Report, "Retired Personnel Receiving Pay by Grade," AFAFC, Ms L Acree, Autovon 926-7010.

**TABLE D-26**

**AF RETIRED MILITARY POPULATION BY DISABILITY CATEGORY  
END STRENGTHS 1/**

	FY 89	FY 90	FY 91 2/	FY 92 2/	FY 93 2/
<b>GRAND TOTAL</b>	<b>530,900</b>	<b>538,622</b>	<b>551,181</b>	<b>564,467</b>	<b>574,442</b>
<b>NON-DISABILITY</b>	<b>493,777</b>	<b>502,154</b>	<b>515,242</b>	<b>529,057</b>	<b>539,629</b>
<b>TEMPORARY DISABILITY</b>	<b>1,755</b>	<b>2,116</b>	<b>2,444</b>	<b>2,785</b>	<b>3,034</b>
<b>PERMANENT DISABILITY</b>	<b>35,434</b>	<b>34,352</b>	<b>33,495</b>	<b>32,625</b>	<b>31,779</b>
<b>OFFICER TOTAL</b>	<b>155,044</b>	<b>157,363</b>	<b>161,868</b>	<b>165,911</b>	<b>170,232</b>
Non-Disability	141,535	144,228	149,058	153,438	158,076
Temporary Disability	292	342	401	448	502
Permanent Disability	13,217	12,813	12,409	12,025	11,654
<b>ENLISTED TOTAL 3/</b>	<b>375,822</b>	<b>381,239</b>	<b>389,313</b>	<b>398,556</b>	<b>404,210</b>
Non-Disability	352,242	357,926	366,184	375,619	381,553
Temporary Disability	1,483	1,774	2,043	2,337	2,532
Permanent Disability	22,217	21,539	21,086	20,600	20,125

**Footnotes:**

1/ Includes Title III which covers Reserve personnel retired at age 60.

2/ Estimated.

3/ Includes Cadets.

OPR: SAF/FMBOP, Ms A Rodriguez, Ext 50036, 4C239.

Data Source: Air Force Retired Pay Budget Submissions.

**TABLE D-27**

**SCHEDULE OF CIVILIAN PERMANENT AIR FORCE POSITIONS  
(Paid From Funds Available to the Air Force)**

	FY 86	FY 87	FY 88	FY 89	FY 90
<b>GRAND TOTAL</b>	143,855	144,017	146,612	153,553	144,623
<b>EXECUTIVE SERVICE</b>	239	233	251	254	251
<b>GENERAL SCHEDULE (GS) *</b>	143,418	143,784	146,361	153,299	144,372
<b>NON-GS 1/</b>	88,255	83,000	72,200	72,035	85,186
<b>* GENERAL SCHEDULE DETAIL</b>					
<b>GS-18</b>	1	1	1	1	1
<b>GS-17</b>	0	0	0	0	0
<b>GS-16</b>	1	1	0	1	1
<b>GS/GM-15</b>	1,130	1,169	1,225	1,294	1,364
<b>GS/GM-14</b>	3,496	3,651	3,827	4,013	4,009
<b>GS/GM-13</b>	9,014	9,263	9,856	10,338	10,184
<b>GS-12</b>	18,738	19,446	20,391	22,331	21,988
<b>GS-11</b>	18,365	19,446	20,646	21,592	20,299
<b>GS-10</b>	860	914	1,200	1,255	1,295
<b>GS-9</b>	18,158	19,513	20,793	20,597	20,754
<b>GS-8</b>	2,159	2,198	2,499	2,457	2,265
<b>GS-7</b>	14,793	14,462	14,424	15,553	14,677
<b>GS-1/6</b>	56,681	53,720	51,499	53,867	47,525

**Footnote:**

1/ Consists of Wage Grade (WG) and local foreign national personnel; FYs 88 and 89 excluded Title 32 ANG.

OPR: AF/DPCP, Mr M Cox, Ext 42478.



**TABLE E-1**

**AF TOTAL AIRCRAFT INVENTORY (TAI) TRENDS  
REGULAR AIR FORCE, AIR FORCE RESERVE, AIR NATIONAL GUARD**

<b>FISCAL YEAR</b>	<b>REGULAR AIR FORCE (AF)</b>	<b>AIR FORCE RESERVE (AFR)</b>	<b>AIR NATIONAL GUARD (ANG)</b>	<b>TOTAL AIR FORCE</b>
1975	7,239	448	1,647	9,334
1976	7,203	467	1,617	9,287
1977	7,218	478	1,580	9,256
1978	7,121	478	1,539	9,138
1979	6,950	487	1,522	8,959
1980	7,034	474	1,560	9,068
1981	7,092	452	1,636	9,180
1982	7,125	447	1,647	9,221
1983	7,194	458	1,703	9,355
1984	7,253	464	1,688	9,405
1985	7,296	468	1,688	9,452
1986	7,270	467	1,782	9,519
1987	7,205	502	1,732	9,439
1988	7,195	491	1,730	9,416
1989	6,971	497	1,751	9,219
1990	6,813	500	1,719	9,032

OPR: AF/PEID, Ms B Kelly, Ext 77518, 5C231.

**TABLE E-2**

**AF TOTAL AIRCRAFT INVENTORY (TAI) BY MISSION 1/**

	FY 89	FY 90	FY 91 2/	FY 92 2/
<b>AF TOTAL (US-OWNED ONLY) 3/</b>	<b>9,219</b>	<b>9,032</b>	<b>8,937</b>	<b>8,494</b>
<b>REGULAR AF TOTAL</b>	<b>6,971</b>	<b>6,813</b>	<b>6,420</b>	<b>5,942</b>
STRATEGIC BOMBER	412	366	291	281
TANKER	564	555	538	502
FIGHTER/ATT/INT	2,825	2,798	2,705	2,285
RECCE	410	346	295	267
CARGO/TRANSPORT	825	824	796	787
SEARCH/RESCUE	35	36	30	53
HELICOPTER	202	212	217	219
TRAINER	1,555	1,535	1,449	1,437
OTHER	143	141	99	111
<b>RESERVE AF TOTAL</b>	<b>2,248</b>	<b>2,219</b>	<b>2,517</b>	<b>2,552</b>
ANG	1,751	1,719	1,911	1,940
AFR	497	500	606	612
<b>FOREIGN-OWNED TOTAL</b>	<b>84</b>	<b>95</b>	<b>96</b>	<b>97</b>

**Footnotes:**

1/ TAI = Primary Aircraft Inventory (PAI) + Backup Aircraft Inventory (BAI) + Attrition Reserve.

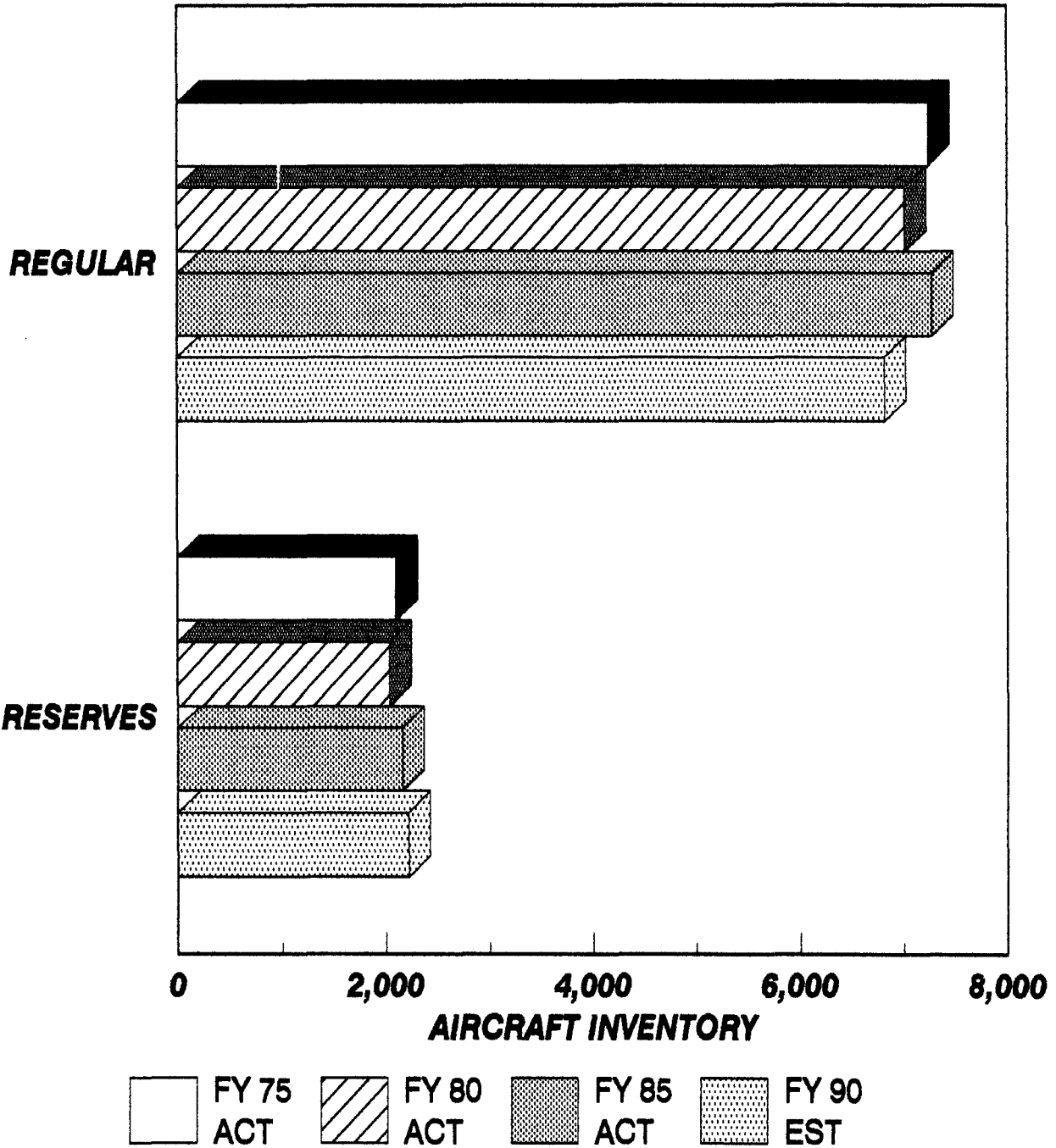
2/ Programmed.

3/ Excludes foreign-government owned aircraft.

OPR: AF/PEID, Me B Kelly, Ext 77518, 5C231.

**FIGURE E-1  
AIR FORCES AIRCRAFT INVENTORY**

**AIR FORCE**



**DATA SOURCE: TABLE E-1**

**TABLE E-3  
AF AIRCRAFT SQUADRONS BY MISSION AREA 1/**

	FY 89	FY 90	FY 91	FY 92 2/
<b>GRAND TOTAL - ALL FORCES</b>	<b>406</b>	<b>397</b>	<b>382</b>	<b>361</b>
<b>ACTIVE FORCES</b>	<b>257</b>	<b>248</b>	<b>232</b>	<b>211</b>
Strategic Bomber	24	21	18	17
Air Refueling	37	36	35	32
Strategic Cmd & Control	6	6	6	6
Strategic Reconnaissance	4	3	3	3
Strategic Interceptor	2	1	1	0
Fighter 3/	78	77	70	56
Tactical Reconnaissance	6	4	1	0
Tactical Electronic Warfare	4	2	2	2
Tactical Air Spt (FAC) 3/	6	6	5	4
Special Operations Forces	11	11	11	11
Tac Air Control Center	3	3	3	3
Tac Air Control Systems 4/	15	15	12	12
Weather	1	1	1	1
Rescue	5	5	5	6
Tactical Airlift	13	12	12	12
Strategic Airlift	18	21	22	21
Special Mission	1	1	2	2
Aeromedical Airlift	3	3	3	3
ICBM	20	20	20	20
<b>AIR RESERVE FORCES</b>	<b>149</b>	<b>149</b>	<b>150</b>	<b>150</b>
ANG	91	91	92	92
AFR 5/	58	58	58	58

Footnotes:

1/ Excludes training, support, and OT&E units.

2/ Estimated.

3/ Creation of composite wings and mixed units makes future use of these numbers questionable.

4/ Includes consolidation of Control and Reporting Centers and Posts.

5/ Includes Associate squadrons.

OPR: AF/PEIF, Lt Col V Tambone, Ext 48707.

<b>TABLE E-4</b>					
<b>AIRCRAFT &amp; MISSILE PROCUREMENT</b>					
<b>(EXCLUDES R &amp; D VEHICLES)</b>					
	<b>PRE-FY 90</b>	<b>FY 90</b>	<b>FY 91 1/</b>	<b>FY 92 1/</b>	<b>FY 93 1/</b>
<b>AIRCRAFT</b>					
<b>GRAND TOTAL</b>	<b>2958</b>	<b>292</b>	<b>221</b>	<b>130</b>	<b>119</b>
B-2A	3	2	2	4	7
CAP AIRCRAFT	192	38	38	27	27
C-17	6	4	-	6	12
C-20A	11	2	-	-	-
C-29A	6	-	-	-	-
C-27A	-	5	5	-	-
C-130H (ANG)	68	12	-	8	12
C-137E	-	1	-	-	-
AC-130U (SOF)	6	5	-	-	-
HC-130H	-	1	-	-	-
MC-130H (SOF)	17	2	-	-	-
MH-60G	9	20	4	-	-
F-15A/B/C/D/E	960	36	36	-	-
F-16A/B/C/D	1679	150	108	48	24
TTB TRAINER	1	14	28	37	37
<b>MISSILE</b>					
<b>GRAND TOTAL</b>	<b>34186</b>	<b>3581</b>	<b>1379</b>	<b>1677</b>	<b>2464</b>
AGM-85D (MAVERICK IR)	13642	2079	600	-	-
AGM-88A (HARM)	5302	576	120	465	901
AGM-130 (POWERED GBU)	15	28	48	120	149
AIM-7M (SPARROW)	5370	-	-	-	-
AIM-9M (SIDEWINDER)	8416	-	-	-	-
AMRAAM	1274	815	470	1000	1310
HAVE NAP	6	22	26	32	-
PEACEKEEPER (M-X)	83	12	12	-	-
TARGET DRONES	78	49	103	60	124

Footnote:

1/ Estimate.

OPR: SAF/AQXR, Ms D Hughes, Ext 52371.

TABLE E-5					
REGULAR AIR FORCE					
AF SELECTED AIRCRAFT INVENTORY (TAI) BY MISSION/DESIGNATION					
	FY 86	FY 87	FY 88	FY 89	FY 90
<b>GRAND TOTAL 1/</b>	<b>7270</b>	<b>7205</b>	<b>7195</b>	<b>6971</b>	<b>6813</b>
<b>ATTACK:</b>	<b>498</b>	<b>495</b>	<b>470</b>	<b>430</b>	<b>420</b>
A-7	29	31	29	11	14
A-10	456	451	428	406	393
NA-37	3	3	3	3	3
AC-130	10	10	10	10	10
<b>BOMBER:</b>	<b>346</b>	<b>363</b>	<b>422</b>	<b>412</b>	<b>366</b>
B-1	21	68	98	96	96
B-2	-	-	-	1	1
B-52	263	263	262	254	230
FB-111	62	62	62	61	39
<b>CARGO:</b>	<b>855</b>	<b>849</b>	<b>859</b>	<b>825</b>	<b>824</b>
C-5	76	76	82	83	83
C-9	23	23	23	23	23
C-12	75	75	73	73	73
C-18	5	4	3	3	3
C-20	3	13	13	13	13
C-21	80	79	79	79	79
C-22	1	1	1	1	1
C-23	18	18	18	18	18
VC-25	-	-	-	-	1
C-130	267	266	272	240	237
C-131	1	1	1	1	1
C-135	14	14	13	13	12
C-137	7	7	7	7	7
C-140	12	5	5	3	0
C-141	263	255	255	254	254
CT/T-39	10	12	14	14	11
<b>FIGHTER:</b>	<b>2546</b>	<b>2538</b>	<b>2557</b>	<b>2395</b>	<b>2378</b>
F-4	539	448	388	321	248
F-5	100	94	70	-	-
F-15	711	732	719	756	765
F-16	866	944	1033	979	1027
F-100	10	23	4	1	3
F-106	25	5	6	5	1
F-111	295	292	288	285	286
F-117	-	-	49	48	48

TABLE E-5 (CONT'D)					
REGULAR AIR FORCE					
AF SELECTED AIRCRAFT INVENTORY (TA) BY MISSION/DESIGNATION					
	FY 86	FY 87	FY 88	FY 89	FY 90
<b>HELICOPTER:</b>	232	201	200	202	212
H-1	123	100	93	93	93
H-3	56	51	39	35	28
H-53	42	41	49	49	50
H-60	11	9	19	25	43
<b>TANKER:</b>	572	576	587	584	555
KC-10	48	58	58	58	59
KC-135	524	520	509	506	496
<b>TRAINER:</b>	1643	1595	1543	1556	1535
TG-7	6	6	10	10	9
T-33	97	55	1	1	1
T-37	609	609	608	606	602
T-38	814	810	808	807	804
T-41	100	100	100	100	102
T-43	14	14	14	14	15
<b>OTHER:</b>	120	110	120	143	141
OA-10	-	-	24	39	47
OA-37	30	22	13	21	12
O-2	9	5	-	-	-
U-6	1	1	1	1	1
U-26	1	1	1	1	1
OV-10	77	79	78	78	77
UV-18	2	2	3	3	3
<b>RESCUE (C-130)</b>	37	35	33	35	36
<b>RECON:</b>	421	413	424	410	346
EC-18	2	3	4	4	4
C-130	45	43	50	51	51
C-135	73	73	73	73	73
E-3	34	34	34	34	34
E-4	4	4	4	4	4
RF-4	176	166	161	144	82
EF-111	42	42	42	42	42

Footnotes:

1/ Totals may not add due to aircraft exclusions.

OPR: AF/PEID, Ms B Kelly, Ext 77518, 5C231.

TABLE E-6					
AIR FORCE RESERVE (AFR)					
AF SELECTED AIRCRAFT INVENTORY (TAI) BY MISSION/DESIGNATION					
	FY 86	FY 87	FY 88	FY 89	FY 90
<b>GRAND TOTAL</b>	467	502	491	497	500
<b>ATTACK:</b>	109	107	107	107	107
A-10	99	97	97	97	97
AC-130	10	10	10	10	10
<b>CARGO:</b>	153	161	152	164	166
C-5	5	15	25	32	32
C-130	144	138	119	124	128
C-141	4	8	8	8	8
<b>FIGHTER:</b>	138	161	163	162	157
F-4	112	117	106	48	40
F-16	26	44	57	114	117
<b>HELICOPTER:</b>	24	23	23	22	22
H-1	10	5	5	5	5
H-3	14	18	18	17	17
<b>TANKER (KC-135)</b>	22	24	24	24	30
<b>RESCUE (C-130)</b>	14	14	14	12	12
<b>RECON (C-130)</b>	7	12	8	6	4

OPR: AF/PEID, Ms B Kelly, Ext 77518, 5C231.

TABLE E-7					
AIR NATIONAL GUARD					
AF SELECTED AIRCRAFT INVENTORY (TAI) BY MISSION/DESIGNATION					
	FY 86	FY 87	FY 88	FY 89	FY 90
<b>GRAND TOTAL 1/</b>	1762	1732	1730	1751	1719
<b>ATTACK:</b>	449	448	442	435	403
A-7	345	342	340	354	321
A-10	104	106	102	81	82
<b>CARGO:</b>	236	235	249	267	248
C-5	3	5	10	12	12
C-12	6	6	13	13	13
C-21	-	3	4	4	4
C-22	4	4	4	4	4
C-130	192	194	198	220	203
C-131	23	16	12	1	-
C-141	4	8	8	8	8
CT/T-39	4	-	-	-	-
<b>FIGHTER:</b>	719	680	681	710	696
F-4	520	449	368	261	102
F-15	41	66	99	111	125
F-16	80	132	214	338	469
<b>HELICOPTER:</b>	11	10	9	9	13
H-3	11	10	9	9	6
H-60	-	-	-	-	7
<b>TANKER (KC-135)</b>	104	104	114	113	116
<b>TRAINER:</b>	44	25	5	4	4
T-33	40	21	1	-	-
T-43	4	4	4	4	4
<b>OTHER:</b>	53	60	67	69	71
OA-10	-	-	-	19	20
OA-37	53	60	67	43	40
C-26	-	-	-	7	11
<b>RESCUE (C-130)</b>	8	8	8	8	6
<b>RECON:</b>	158	161	155	136	162
C-130	8	8	8	8	8
RF-4C	150	153	147	128	154

Footnotes:

1/ Totals may not add due to aircraft exclusions.

OPR: AF/PEID, Ms B Kelly, Ext 77518, 5C231.

**TABLE E-8  
AIR FORCE RESERVE  
FLYING UNIT LOCATIONS BY STATE  
FY 1991**

<p><u>ALABAMA</u> Maxwell AFB</p> <p><u>ARIZONA</u> Luke AFB Davis Monthan AFB</p> <p><u>CALIFORNIA</u> March AFB Mather AFB Norton AFB Travis AFB</p> <p><u>COLORADO</u> Peterson AFB</p> <p><u>DELAWARE</u> Dover AFB</p> <p><u>FLORIDA</u> Homestead AFB Eglin AFB Aux 3 (Duke Field)</p> <p><u>GEORGIA</u> Dobbins AFB</p> <p><u>ILLINOIS</u> Chicago O'Hara IAP Scott AFB</p> <p><u>INDIANA</u> Grissom AFB</p>	<p><u>LOUISIANA</u> Barksdale AFB New Orleans NAS</p> <p><u>MARYLAND</u> Andrews AFB</p> <p><u>MASSACHUSETTS</u> Westover ARB</p> <p><u>MICHIGAN</u> Selfridge AGB</p> <p><u>MINNESOTA</u> Minneapolis-St Paul IAP</p> <p><u>MISSISSIPPI</u> Keesler AFB</p> <p><u>MISSOURI</u> Richards-Gebaur Apt</p> <p><u>NEW JERSEY</u> McGuire AFB</p> <p><u>NEW YORK</u> Niagara Falls IAP</p> <p><u>NORTH CAROLINA</u> Seymour-Johnson AFB</p>	<p><u>OHIO</u> Rickenbacker AGB Wright-Patterson AFB Youngstown MAP</p> <p><u>OKLAHOMA</u> Tinker AFB</p> <p><u>OREGON</u> Portland IAP</p> <p><u>PENNSYLVANIA</u> Greater Pittsburgh IAP Willow Grove NAS</p> <p><u>SOUTH CAROLINA</u> Charleston AFB</p> <p><u>TEXAS</u> Bergstrom AFB Carswell AFB Kelly AFB</p> <p><u>UTAH</u> Hill AFB</p> <p><u>WASHINGTON</u> McChord AFB</p> <p><u>WISCONSIN</u> Gen B Mitchell Field</p>
--	--	---

OPR: AF/XOOB, Mr R DiCamillo, Ext 77356, 5C1000.

**TABLE E-9**  
**AIR NATIONAL GUARD**  
**FLYING UNIT LOCATIONS BY STATE**  
**FY 1991**

<p><b><u>ALABAMA</u></b>            Birmingham MAP            Dannelly Field</p> <p><b><u>ALASKA</u></b>            Anchorage IAP            Eielson AFB</p> <p><b><u>ARIZONA</u></b>            Phoenix-Sky Harbor IAP            Tuscon IAP</p> <p><b><u>ARKANSAS</u></b>            Ft Smith MAP            Little Rock AFB</p> <p><b><u>CALIFORNIA</u></b>            Fresno Air Terminal            March AFB            Moffett NAS            Point Mugu NAS</p> <p><b><u>COLORADO</u></b>            Buckley AGB</p> <p><b><u>CONNECTICUT</u></b>            Bradley IAP</p> <p><b><u>DELAWARE</u></b>            Gtr Wilmington Apt</p>	<p><b><u>FLORIDA</u></b>            Jacksonville IAP</p> <p><b><u>GEORGIA</u></b>            Dobbins ARB            Savannah IAP</p> <p><b><u>HAWAII</u></b>            Hickam AFB</p> <p><b><u>IDAHO</u></b>            Boise Air Terminal</p> <p><b><u>ILLINOIS</u></b>            Capital MAP            Chicago O'Hara IAP            Gtr Peoria Apt</p> <p><b><u>INDIANA</u></b>            Ft Wayne MAP            Hulman Regional Apt</p> <p><b><u>IOWA</u></b>            Des Moines IAP            Sioux City MAP</p> <p><b><u>KANSAS</u></b>            Forbes Field            McConnell AFB</p>	<p><b><u>KENTUCKY</u></b>            Standiford Field</p> <p><b><u>LOUISIANA</u></b>            New Orleans NAS</p> <p><b><u>MAINE</u></b>            Bangor IAP</p> <p><b><u>MARYLAND</u></b>            Andrews AFB            Martin State Apt</p> <p><b><u>MASSACHUSETTS</u></b>            Barnes MAP            Otis AGB</p> <p><b><u>MICHIGAN</u></b>            Selfridge, AGB            W.K Kellogg Apt</p> <p><b><u>MINNESOTA</u></b>            Duluth IAP            Minneapolis-St Paul IAP</p> <p><b><u>MISSISSIPPI</u></b>            Allen C. Thompson Field            Key Field</p>
--	---	--

**TABLE E-9 (CONT'D)**  
**AIR NATIONAL GUARD**  
**FLYING UNIT LOCATIONS BY STATE**  
**FY 1991**

<p style="text-align: center;"><u>MISSOURI</u> Lambert-St Louis IAP Rosecrans Mem Apt</p> <p style="text-align: center;"><u>MONTANA</u> Great Falls IAP</p> <p style="text-align: center;"><u>NEBRASKA</u> Lincoln MAP</p> <p style="text-align: center;"><u>NEVADA</u> Reno IAP</p> <p style="text-align: center;"><u>NEW HAMPSHIRE</u> Pease AFB</p> <p style="text-align: center;"><u>NEW JERSEY</u> Atlantic City Apt McGuire AFB</p> <p style="text-align: center;"><u>NEW MEXICO</u> Kirtland AFB</p> <p style="text-align: center;"><u>NEW YORK</u> Hancock Field Niagara Falls IAP Schenectady Apt Stewart RTC Suffolk Co Apt</p> <p style="text-align: center;"><u>NORTH CAROLINA</u> Charlotte/Douglas IAP</p>	<p style="text-align: center;"><u>NORTH DAKOTA</u> Hector Field</p> <p style="text-align: center;"><u>OHIO</u> Mansfield Lahm MPT Rickenbacker AGB Springfield MPT Toledo Express Apt</p> <p style="text-align: center;"><u>OKLAHOMA</u> Tulsa IAP Will Rogers World Apt</p> <p style="text-align: center;"><u>OREGON</u> Kingsley Field Portland IAP</p> <p style="text-align: center;"><u>PENNSYLVANIA</u> Gtr Pittsburgh IAP Harrisburg/Olmstead Willow Grove ARS</p> <p style="text-align: center;"><u>RHODE ISLAND</u> Quonset State Apt</p> <p style="text-align: center;"><u>SOUTH CAROLINA</u> McEntire AGB</p> <p style="text-align: center;"><u>SOUTH CAROLINA</u> McEntire AGB</p> <p style="text-align: center;"><u>SOUTH DAKOTA</u> Joe Foss Field</p>	<p style="text-align: center;"><u>TENNESSEE</u> McGhee Tyson Apt Memphis IAP Nashville Metro Apt</p> <p style="text-align: center;"><u>TEXAS</u> Ellington Field Kelly AFB Dallas NAS</p> <p style="text-align: center;"><u>UTAH</u> Salt Lake City IAP</p> <p style="text-align: center;"><u>VERMONT</u> Burlington IAP</p> <p style="text-align: center;"><u>VIRGINIA</u> Richmond IAP</p> <p style="text-align: center;"><u>WASHINGTON</u> Fairchild AFB</p> <p style="text-align: center;"><u>WEST VIRGINIA</u> EWW Regional Apt Yeager Apt</p> <p style="text-align: center;"><u>WISCONSIN</u> Truax Field Gen Mitchell IAP</p> <p style="text-align: center;"><u>WYOMING</u> Cheyenne MAP</p>
--	---	---

OPR: AF/XOOB, Mr R DiCamillo, Ext 77356, 5C1000.

**TABLE E-10  
ACTUAL AND PROGRAMMED FLYING HOURS (FH) 1/  
STRATIFIED AS REGULAR AND RESERVE FORCES, MAJCOM AND SOA  
(THOUSANDS)**

	FY 86	FY 87	FY 88	FY 89	FY 90	FY 91 2/
<b>PROGRAMMED FH</b>	3480.9	3484.7	3371.6	3414.5	3354.8	3211.1
<b>ACTUAL FH</b>	3456.7	3462.6	3340.1	3411.9	3365.8	3/
<b>% ACTUAL VS PROGRAM</b>	99.3	99.9	99.1	99.9	100.3	3/
<b>REGULAR AND RESERVE FORCE TOTALS</b>						
<b>Regular Forces</b>	2904.9	2883.0	2752.1	2830.4	2759.7	2592.8
<b>Reserve Forces</b>	551.8	579.6	588.0	581.5	606.0	618.3
<b>MAJOR COMMAND AND SEPARATE OPERATING AGENCY DETAIL</b>						
<b>Alaskan Air Cmd</b>	25.9	24.0	22.8	22.9	19.1	3/
<b>AF Academy</b>	24.5	27.6	26.8	30.4	28.6	34.3
<b>AF Communications Cmd</b>	4.3	3.9	4/	4/	4/	4/
<b>AF Logistics Cmd</b>	5.6	4.8	5.2	4.9	5.0	2.0
<b>AFR Forces</b>	143.5	148.6	150.8	154.7	164.0	158.7
<b>Air Forces, Europe</b>	219.1	227.2	215.9	225.5	222.8	198.6
<b>AF Systems Cmd</b>	46.6	40.6	43.8	41.7	41.4	50.9
<b>ANG Forces</b>	408.4	431.0	437.2	426.8	442.0	461.6
<b>Air Training Cmd</b>	640.4	614.9	634.1	660.4	644.9	627.9
<b>Military Airlift Cmd</b>	768.3	748.6	674.8	698.5	714.9	664.4
<b>Pacific Air Forces</b>	97.9	105.8	99.3	97.9	97.4	108.0
<b>Strategic Air Cmd</b>	341.2	363.1	361.7	383.3	372.5	326.2
<b>Tactical Air Cmd</b>	731.0	722.5	667.7	664.9	613.2	580.5

**Footnotes:**

1/ Totals do not include flying hours for classified aircraft.

2/ Programmed. Totals may not reconcile due to rounding.

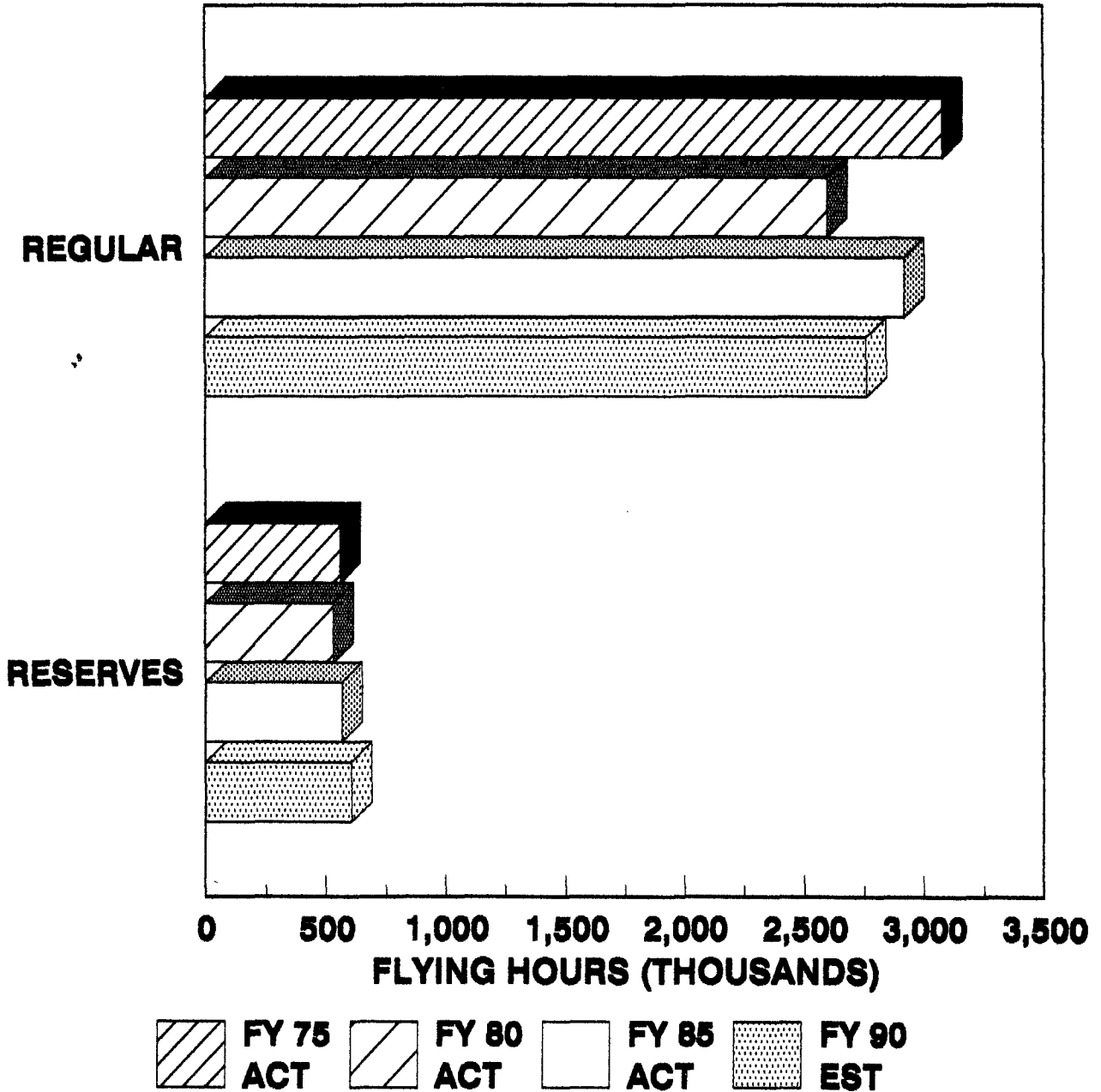
3/ Data not available at this time.

4/ Flying hour program reported by Military Airlift Command beginning in FY 88.

OPR: AF/XOOTW, Ms D O'Neil, Ext 77892, 5C158.

# FIGURE E-2 AIR FORCE FLYING HOURS

## AIR FORCE



DATA SOURCE: AF/XOOTW, EXT 77892,

TABLE E-11

**REGULAR AIR FORCE  
FLYING HOURS BY AIRCRAFT MISSION/DESIGNATION  
(THOUSANDS) 1/ 2/**

	FY 87	FY 88	FY 89	FY 90	FY 91 3/
<b>TOTAL</b>	<b>2883.0</b>	<b>2752.1</b>	<b>2830.4</b>	<b>2758.7</b>	<b>2550.9</b>
<b>ATTACK</b>	<b>187.9</b>	<b>175.4</b>	<b>177.0</b>	<b>161.9</b>	<b>151.0</b>
A-7	8.5	8.0	6.3	2.5	2.0
A-10	173.6	161.5	166.3	154.4	142.7
A-37	0.7	0.7	0.6	0.7	0.7
AC-130	5.1	5.2	3.8	4.3	5.6
<b>BOMBER</b>	<b>134.7</b>	<b>136.1</b>	<b>144.7</b>	<b>134.0</b>	<b>111.7</b>
B-1	9.3	19.7	26.1	26.7	22.5
B-2	-	-	4/	0.1	0.2
B-52	105.4	98.0	100.5	91.0	80.1
FB-111	20.0	18.4	18.1	16.2	8.9
<b>CARGO/TRANSPORT</b>	<b>657.8</b>	<b>595.0</b>	<b>623.4</b>	<b>638.2</b>	<b>581.9</b>
C-5	57.0	49.0	53.5	69.8	50.6
C-9	28.8	28.8	28.9	29.2	29.1
C-12	30.8	27.0	31.6	28.7	30.8
C-18	0.5	0.2	0.5	0.3	0.4
C-20	4.7	8.4	8.4	8.6	8.6
C-21	58.1	54.1	57.6	53.7	52.6
C-22	0.6	0.7	0.4	0.1	0.8
C-23	16.0	13.4	13.5	14.7	5.1
C-29	-	-	-	1.0	4.4
CT-39	0.1	0.1	0.2	0.3	-
C-130	166.0	148.4	145.9	130.7	121.3
C-131	0.3	0.3	0.2	0.2	0.3
C-135	7.5	6.3	6.3	5.6	5.7
C-137	2.5	2.8	2.9	3.4	4.4
C-140	4.9	1.8	1.7	0.9	-
C-141	280.0	253.7	271.8	291.0	267.8
<b>FIGHTER/INTERCEPTOR</b>	<b>685.7</b>	<b>659.9</b>	<b>671.8</b>	<b>641.2</b>	<b>628.5</b>
F-4	119.9	91.7	80.6	64.7	42.5
F-5	26.3	19.3	5.8	-	-
F-15	195.3	185.2	195.8	205.1	214.1
F-16	268.2	290.6	315.8	299.6	290.1
F-22	-	-	-	-	0.2
F-23	-	-	-	-	0.3
F-100	0.1	0.1	0.1	0.1	-
F-106	2.2	0.5	0.4	0.2	-
F-111	73.7	72.5	73.3	71.5	69.8
F-117	-	-	-	-	11.5

TABLE E-11 (CONT'D)

**REGULAR AIR FORCE  
FLYING HOURS BY AIRCRAFT MISSION/DESIGNATION  
(THOUSANDS) 1/ 2/**

	FY 87	FY 88	FY 89	FY 90	FY 91 3/
<b>HELICOPTER</b>	<b>77.4</b>	<b>81.5</b>	<b>58.5</b>	<b>59.8</b>	<b>60.8</b>
HH-1	9.1	9.3	8.8	8.8	8.9
TH-1	5.7	0.1	-	-	-
UH-1	27.6	20.6	21.3	21.4	21.7
CH-3	11.0	7.4	3.4	2.3	0.8
HH-3	9.7	9.2	9.0	7.5	4.4
CH-53	1.9	0.5	1.2	1.2	0.8
HH-53	6.9	6.4	0.2	-	-
MH-53	2.5	3.8	9.1	11.0	12.6
HH-60	3.0	-	1.5	-	-
MH-60	-	4.2	4.0	7.6	11.6
<b>OBSERVATION/UTILITY</b>	<b>52.5</b>	<b>48.2</b>	<b>56.7</b>	<b>53.3</b>	<b>37.7</b>
O-2	0.9	4/	-	-	-
OA-10	6.5	6.5	15.8	19.1	19.2
OV-10	32.1	30.5	30.5	26.7	15.2
OA-37	10.8	5.1	4.6	5.1	3.0
RG-8	-	-	-	-	-
U-6	0.2	0.2	0.1	0.1	0.1
U-26	-	-	-	-	0.2
UV-18	2.0	2.2	2.3	2.3	0.1
<b>RECON/LECT</b>	<b>168.9</b>	<b>162.3</b>	<b>154.8</b>	<b>131.9</b>	<b>128.3</b>
E-3	30.6	29.0	24.1	26.1	29.1
E-4	1.9	1.8	1.8	1.9	1.9
E-8	-	-	-	-	0.7
E-9	-	-	-	-	0.6
RF-4	45.9	40.5	40.6	25.7	16.7
EC-18	0.4	0.9	0.7	0.9	1.1
EF-111	11.1	11.2	11.6	11.1	10.4
DC-130	-	-	-	0.1	0.4
EC-130	9.9	12.0	12.5	13.1	14.1
MC-130	7.9	9.0	8.7	7.4	11.3
WC-130	8.1	4.0	3.7	3.9	1.9
EC-135	25.1	24.9	24.7	22.6	13.8
RC-135	15.2	15.6	13.9	13.8	16.3
TC-135	-	0.9	1.7	1.6	1.2
WC-135	3.7	3.6	3.1	3.7	2.8
TR-1	9.1	8.9	7.7	-	6.0
<b>RESCUE (HC-130)</b>	<b>13.4</b>	<b>13.0</b>	<b>12.5</b>	<b>12.5</b>	<b>13.4</b>

**TABLE E-11 (CONT'D)**

**REGULAR AIR FORCE  
FLYING HOURS BY AIRCRAFT MISSION/DESIGNATION  
(THOUSANDS) 1/ 2/**

	FY 87	FY 88	FY 89	FY 90	FY 91 3/
<b>TANKER</b>	<b>183.4</b>	<b>179.4</b>	<b>194.5</b>	<b>204.5</b>	<b>173.8</b>
KC-10	22.1	28.3	30.4	34.4	31.5
KC-135	161.3	153.1	164.1	170.1	142.1
<b>TRAINER</b>	<b>727.7</b>	<b>725.1</b>	<b>734.3</b>	<b>715.4</b>	<b>651.0</b>
TG-7	3.2	3.7	2.6	1.5	3.2
T-33	23.0	3.8	0.2	0.2	0.3
T-37	309.7	318.2	314.2	306.9	272.9
T-38	341.8	351.1	370.2	362.6	319.0
T-39	3.0	3.0	2.4	2.8	2.1
T-41	35.1	35.5	33.6	30.7	40.7
T-43	11.7	9.8	11.1	10.7	12.8
T-46	0.2	-	-	-	-
<b>OTHER</b>	<b>-</b>	<b>-</b>	<b>58.8</b>	<b>6.0</b>	<b>13.0</b>

**Footnotes:**

1/ Totals do not include flying hours for classified aircraft.

2/ Totals may not add due to rounding.

3/ Programmed.

4/ Less than 50 flying hours.

OPR: AF/XOOTW, Me D O'Neil, Ext 77892, 5C158.

**TABLE E-12**  
**AIR FORCE RESERVE**  
**FLYING HOURS BY AIRCRAFT MISSION/DESIGNATION**  
**(THOUSANDS)**

	FY 87	FY 88	FY 89	FY 90	FY 91 1/
<b>TOTAL 2/</b>	<b>148.5</b>	<b>150.7</b>	<b>154.7</b>	<b>164.0</b>	<b>158.7</b>
<b>ATTACK</b>	<b>25.8</b>	<b>28.3</b>	<b>28.4</b>	<b>24.2</b>	<b>22.8</b>
A-10	22.9	23.5	23.4	24.2	22.8
AC-137	2.9	2.8	3.0	-	-
<b>TRANSPORT</b>	<b>58.8</b>	<b>55.8</b>	<b>61.8</b>	<b>70.8</b>	<b>61.9</b>
C-5	3.5	5.6	8.9	14.0	9.1
C-123	-	-	-	-	-
C-130	50.8	46.4	48.9	50.3	49.2
C-141	2.6	3.8	4.0	6.5	3.6
<b>FIGHTER/INTERCEPTOR</b>	<b>28.6</b>	<b>29.7</b>	<b>30.3</b>	<b>32.0</b>	<b>34.2</b>
F-4	22.2	19.9	14.9	9.0	6.2
F-16	6.4	9.8	15.4	23.0	28.0
<b>HELICOPTER</b>	<b>4.1</b>	<b>4.3</b>	<b>3.9</b>	<b>4.6</b>	<b>5.1</b>
H-1	1.4	1.1	1.2	1.2	0.9
H-3	0.3	0.5	-	0.9	-
HH-3	2.4	2.7	2.7	2.5	3.9
MH-60	-	-	-	-	0.3
<b>RECON/EC (WC-130)</b>	<b>3.4</b>	<b>3.7</b>	<b>2.0</b>	<b>0.8</b>	<b>1.0</b>
<b>RESCUE (HC-130)</b>	<b>4.8</b>	<b>4.5</b>	<b>4.7</b>	<b>4.3</b>	<b>4.5</b>
<b>TANKER</b>	<b>24.9</b>	<b>26.4</b>	<b>25.6</b>	<b>27.3</b>	<b>27.2</b>
KC-10	15.9	17.3	17.0	17.0	16.6
KC-135	9.0	9.1	8.6	10.3	10.6

Footnotes:

1/ Programmed.

2/ Totals may not add due to rounding.

OPR: AF/XOOTW, Ms D O'Neil, Ext 77892, 5C158.

TABLE E-13					
AIR NATIONAL GUARD					
FLYING HOURS BY AIRCRAFT MISSION/DESIGNATION					
(THOUSANDS) 1/					
	FY 87	FY 88	FY 89	FY 90	FY 91 2/
<b>TOTAL</b>	<b>431.0</b>	<b>437.2</b>	<b>426.6</b>	<b>441.9</b>	<b>480.0</b>
<b>ATTACK</b>	<b>102.2</b>	<b>101.5</b>	<b>93.0</b>	<b>91.2</b>	<b>90.5</b>
A-7	74.7	74.8	70.1	68.9	70.6
A-10	27.5	26.7	22.9	22.3	19.9
<b>CARGO/TRANSPORT</b>	<b>100.1</b>	<b>107.4</b>	<b>109.3</b>	<b>119.1</b>	<b>120.4</b>
C-5	1.5	1.9	2.5	5.1	2.8
C-12	2.7	5.2	6.6	6.4	6.5
C-21	0.2	2.6	2.0	2.3	2.6
C-22	2.3	2.4	2.6	2.3	4.1
C-26	-	-	1.4	4.9	6.0
CT-39 3/	2.0	-	-	-	-
C-130	83.3	87.5	87.7	91.5	93.5
C-131	4.9	3.3	2.0	0.0	-
C-141	3.2	4.5	4.5	6.6	4.9
<b>FIGHTER/INTERCEPTOR</b>	<b>128.1</b>	<b>130.5</b>	<b>133.9</b>	<b>138.7</b>	<b>166.0</b>
F-4	81.2	73.7	60.3	29.2	15.8
F-15	8.9	15.9	17.7	21.9	24.5
F-16	24.9	37.6	55.9	87.6	125.7
F-106	13.1	3.3	-	-	-
<b>HELICOPTER</b>	<b>2.3</b>	<b>2.4</b>	<b>1.6</b>	<b>2.2</b>	<b>4.3</b>
CH-3	0.1	0.2	0.2	0.2	-
HH-3	2.2	2.2	1.4	1.4	0.1
MH-60	-	-	-	0.6	4.2
<b>OBSERVATION/UTILITY</b>	<b>14.3</b>	<b>13.9</b>	<b>13.0</b>	<b>13.7</b>	<b>15.4</b>
OA-10	-	-	1.5	3.9	5.0
OA-37	14.3	13.9	11.5	9.8	10.4
<b>RECON/ELEC</b>	<b>32.7</b>	<b>31.3</b>	<b>27.9</b>	<b>28.0</b>	<b>30.6</b>
RF-4	28.9	27.5	24.2	24.2	26.3
EC-130	3.8	3.8	3.7	3.8	4.3
<b>RESCUE (HC-130)</b>	<b>2.9</b>	<b>3.1</b>	<b>3.1</b>	<b>2.9</b>	<b>4.4</b>
<b>TANKER (KC-135)</b>	<b>39.3</b>	<b>41.3</b>	<b>41.5</b>	<b>42.4</b>	<b>43.7</b>
<b>TRAINER</b>	<b>9.1</b>	<b>5.8</b>	<b>3.5</b>	<b>3.7</b>	<b>4.7</b>
T-33	4.8	1.8	-	-	-
T-43	4.3	4.0	3.5	3.7	4.7

Footnotes:

1/ Totals may not add due to rounding.

2/ Programmed.

3/ CT-39 aircraft used to train ANG aircrews while transporting personnel.

OPR: AF/XOOTW, Me D O'Neil, Ext 77892, 5C158.

**TABLE E-14**

**AF AIRCRAFT AGE TRENDS**

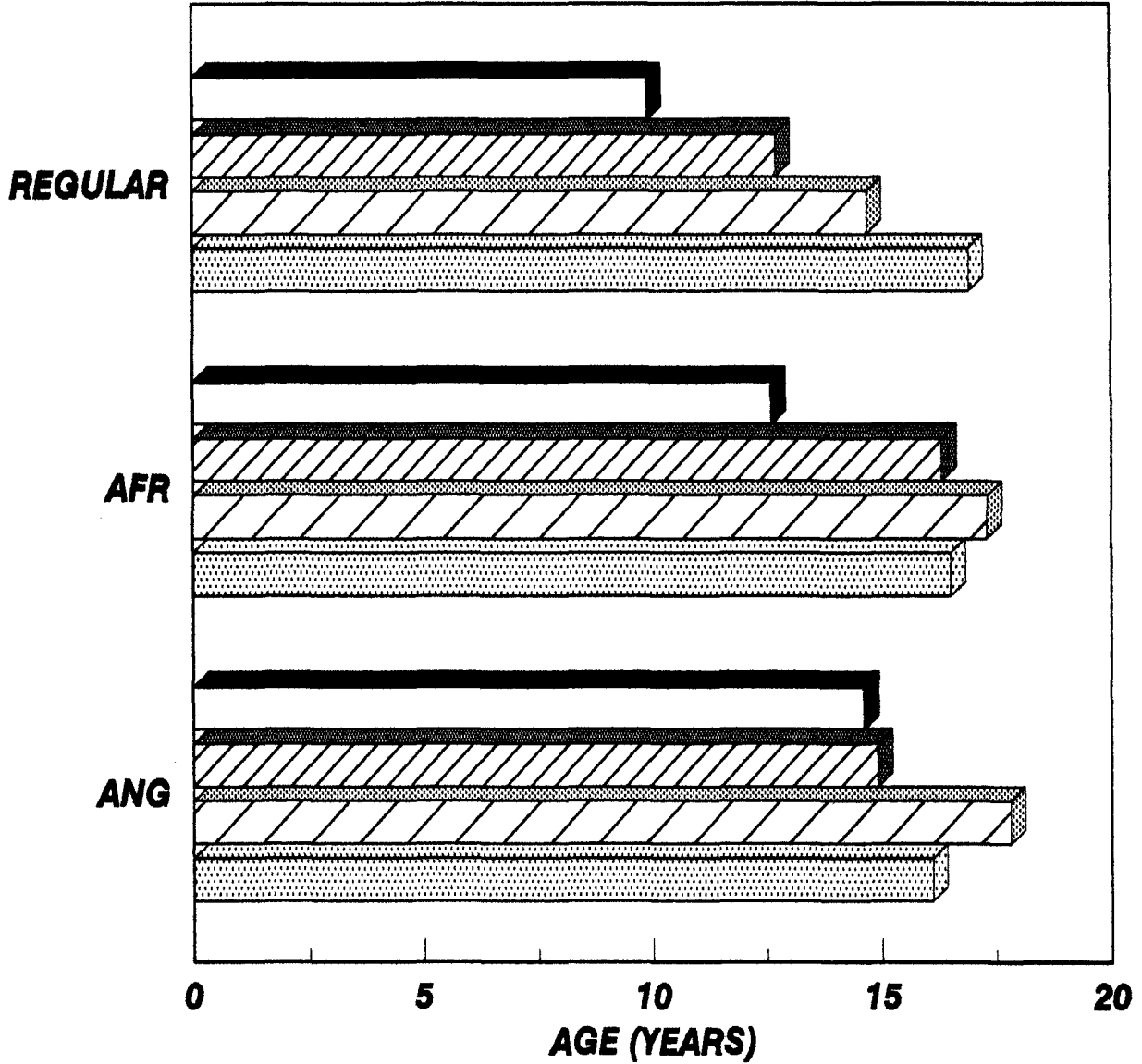
**REGULAR AIR FORCE, AIR FORCE RESERVE AND AIR NATIONAL GUARD**

<b>FISCAL YEAR</b>	<b>ACTIVE AIR FORCE</b>	<b>AIR FORCE RESERVE</b>	<b>AIR NATIONAL GUARD</b>	<b>PERCENT OF AIRCRAFT 9 YEARS OR OLDER</b>
1975	9.9	12.6	14.6	55.0
1976	10.4	12.9	14.5	62.0
1977	11.1	14.1	14.9	68.0
1978	11.8	15.0	15.2	72.6
1979	12.2	15.7	14.3	75.1
1980	12.7	16.3	14.9	76.5
1981	13.1	16.5	15.0	75.6
1982	13.5	16.1	15.5	75.6
1983	13.9	16.3	16.2	75.2
1984	14.4	16.4	17.0	72.7
1985	14.7	17.3	17.6	73.3
1986	15.2	17.8	17.8	73.2
1987	15.5	17.5	17.4	76.8
1988	15.9	17.1	17.3	70.9
1989	16.5	15.5	16.8	71.1
1990	16.9	16.5	16.1	71.7

OPR: AF/PEID, Ms C Cooley, Ext 77518, 5C231.

**FIGURE E-3  
AIRCRAFT AGE**

**AIR FORCE**



**FY 75 ACT**

**FY 80 ACT**

**FY 85 ACT**

**FY 90 EST**

**DATA SOURCE: TABLE E-14**

**TABLE E-15  
REGULAR AIR FORCE  
AVERAGE AGE OF AIRCRAFT BY MISSION/DESIGNATION**

	FY 86	FY 87	FY 88	FY 89	FY 90
<b>AF TOTAL</b>	<b>15.2</b>	<b>15.5</b>	<b>15.9</b>	<b>16.5</b>	<b>16.9</b>
<b>ATTACK</b>	<b>6.8</b>	<b>8.8</b>	<b>8.8</b>	<b>9.3</b>	<b>10.6</b>
A-7	14.9	15.9	17.0	18.4	18.2
A-10	5.9	7.0	8.1	8.8	10.0
A-37	14.6	15.8	16.8	17.6	18.7
AC-130	16.9	18.0	19.1	19.9	21.0
<b>BOMBER</b>	<b>22.7</b>	<b>20.9</b>	<b>20.5</b>	<b>21.3</b>	<b>21.8</b>
B-1	1.2	0.7	1.5	2.3	3.4
B-2	-	-	-	-	1.2
B-52	26.0	27.2	28.2	29.0	29.9
FB-111	15.9	17.1	18.1	18.9	20.0
<b>CARGO</b>	<b>15.5</b>	<b>15.9</b>	<b>16.5</b>	<b>16.6</b>	<b>17.7</b>
C-5	13.6	12.2	9.2	8.0	9.0
C-9	15.5	16.6	17.7	18.5	19.6
C-12	5.2	6.4	7.3	8.2	9.2
C-18	4.4	5.5	6.5	7.3	8.4
C-20	2.9	1.2	2.3	3.1	4.2
C-21	1.7	2.7	3.8	4.7	5.7
C-22	2.6	2.9	4.8	5.6	6.7
C-23	1.4	2.5	3.6	4.4	5.4
VC-25	-	-	-	-	0.1
C-130	18.6	18.8	19.7	20.3	21.2
C-131	31.5	32.7	33.8	34.5	35.5
C-135	24.6	25.7	26.7	27.6	28.6
C-137	17.3	18.5	19.5	20.3	21.4
C-141	20.1	21.2	22.2	23.0	24.1
CT/T-39	25.1	25.9	26.9	27.7	28.9
<b>FIGHTER</b>	<b>8.9</b>	<b>9.1</b>	<b>8.8</b>	<b>8.7</b>	<b>8.4</b>
F-4	15.9	16.9	17.3	17.8	19.0
F-15	6.5	7.1	7.7	7.9	8.3
F-16	3.3	3.8	3.9	3.6	3.4
F-100	29.4	30.6	31.4	31.6	32.9
F-106	28.7	28.1	29.1	30.0	31.9
F-111	15.0	16.2	17.2	18.0	18.9
F-117	-	-	N/A	N/A	N/A

**TABLE E-15 (CONT'D)  
REGULAR AIR FORCE  
AVERAGE AGE OF AIRCRAFT BY MISSION/DESIGNATION**

	FY 86	FY 87	FY 88	FY 89	FY 90
<b>HELICOPTER</b>	<b>16.5</b>	<b>17.3</b>	<b>16.3</b>	<b>16.5</b>	<b>15.8</b>
H-1	16.3	16.6	17.3	18.1	19.2
H-3	19.6	20.6	21.2	21.9	22.2
H-53	16.4	17.5	15.6	16.4	17.1
H-60	3.5	4.7	3.4	3.4	3.0
<b>TANKER</b>	<b>23.3</b>	<b>23.9</b>	<b>25.2</b>	<b>25.9</b>	<b>26.9</b>
KC-10	2.3	3.0	3.9	4.7	5.7
KC-135	25.4	26.1	27.5	28.3	29.4
<b>TRAINER</b>	<b>22.2</b>	<b>22.7</b>	<b>23.9</b>	<b>23.4</b>	<b>25.8</b>
TG-7	3.2	4.3	3.4	4.2	5.1
T-33	28.6	30.2	37.0	37.9	38.9
T-37	24.3	24.2	26.5	27.3	28.3
T-38	20.5	21.7	22.7	23.5	24.6
T-41	19.3	20.4	21.5	22.3	22.9
T-43	12.6	13.7	14.7	15.6	16.6
<b>UTIL/OBS/OTH</b>	<b>16.3</b>	<b>17.3</b>	<b>16.6</b>	<b>16.6</b>	<b>16.9</b>
OA-10	-	-	6.6	9.6	10.6
OA-37	13.1	14.2	13.3	14.3	14.9
O-2	17.2	18.3	-	-	-
U-6	6.0	7.2	8.3	9.0	10.0
U-26	3.0	4.2	5.3	6.0	7.1
OV-10	17.9	18.6	19.7	20.5	21.5
UV-18	9.0	10.2	7.8	8.6	9.6
<b>RECONNAISSANCE</b>	<b>17.4</b>	<b>18.2</b>	<b>19.0</b>	<b>21.0</b>	<b>20.7</b>
EC-18	4.6	5.6	6.6	7.4	8.4
C-130	19.5	19.3	21.1	20.0	21.1
C-135	23.8	25.1	25.9	26.9	27.8
E-3	6.9	7.9	9.1	9.9	11.0
E-4	12.3	13.5	14.5	15.3	16.3
RF-4	17.9	19.0	20.1	20.8	20.8
EF-111	18.2	19.3	20.4	21.2	22.3
<b>RESCUE (C-130)</b>	<b>18.2</b>	<b>19.3</b>	<b>19.9</b>	<b>21.0</b>	<b>22.7</b>

OPR: AF/PEID, Ms C Cooley, Ext 77518, 5C231.

TABLE E-16					
AIR FORCE RESERVE					
AVERAGE AGE OF AIRCRAFT BY MISSION/DESIGNATION					
	FY 86	FY 87	FY 88	FY 89	FY 90
<b>AFR TOTAL</b>	17.8	17.5	17.1	15.5	16.5
<b>ATTACK</b>	9.3	10.3	11.4	12.2	13.3
A-10	7.1	8.2	9.3	10.1	11.1
AC-130	30.0	31.2	32.2	33.0	34.1
<b>CARGO</b>	23.4	22.3	20.0	19.2	20.9
C-5	15.8	16.3	17.6	18.5	19.5
C-130	23.8	23.0	20.3	19.1	20.0
C-141	20.7	21.4	22.6	23.4	24.5
<b>FIGHTER</b>	16.8	16.0	15.2	10.0	10.8
F-4	19.1	20.1	20.5	17.6	18.4
F-16	6.6	5.2	5.4	6.8	7.9
<b>HELICOPTER</b>	17.3	19.4	20.3	21.0	21.3
H-1	14.5	14.5	15.5	16.4	17.4
H-3	19.1	20.7	21.7	22.4	22.4
<b>TANKER (KC-135)</b>	27.5	28.1	29.7	30.5	31.1
<b>RESCUE (C-130)</b>	19.8	20.9	21.9	22.5	23.5
<b>RECON (C-130)</b>	20.7	22.2	23.7	23.8	26.5

OPR: AF/PEID, Ms C Cooley, Ext 77518, 5C131.

**TABLE E-17**  
**AIR NATIONAL GUARD**  
**AVERAGE AGE OF AIRCRAFT BY MISSION/DESIGNATION**

	FY 86	FY 87	FY 88	FY 89	FY 90
<b>ANG TOTAL</b>	17.8	17.4	17.3	16.8	16.1
<b>ATTACK</b>	11.7	12.8	13.8	14.9	15.9
A-7	13.1	14.2	15.3	16.1	17.2
A-10	7.0	8.1	9.2	9.8	10.9
<b>CARGO</b>	20.3	20.0	19.9	18.1	17.9
C-5	16.1	16.7	17.7	18.5	19.6
C-12	0.9	2.0	2.8	2.9	4
C-22	-	0.9	1.1	2.1	3.1
C-21	1.7	2.7	3.8	4.7	5.7
C-130	20.0	20.2	21.3	18.8	19.2
C-131	31.1	32.3	33.5	34.4	-
C-141	20.7	21.4	22.5	23.3	24.3
<b>FIGHTER</b>	18.6	16.9	15.4	13.6	11.4
F-4	20.1	20.3	21.2	21.7	21.5
F-15	10.6	11.1	12.4	13.1	14.0
F-16	4.7	5.6	6.7	7.6	8.5
<b>HELICOPTER</b>	19.1	20.2	21.2	22.1	12.3
H-3	19.1	20.2	21.2	22.1	24.5
H-60	-	-	-	-	1.8
<b>TANKER (KC-135)</b>	27.8	28.7	29.8	30.5	31.4
<b>TRAINER</b>	29.2	29.1	18.4	15.5	16.5
T-33	30.8	32.0	33.3	-	-
T-43	12.5	13.6	14.7	15.5	16.5
<b>OTHER</b>	13.6	14.7	16.1	16.7	12.4
OA-10	-	-	-	10.6	8.8
OA-37	13.6	14.7	16.1	16.7	-
C-26	-	-	-	0.3	1.1
<b>RESCUE (C-130)</b>	20.2	21.3	22.6	23.6	24.1
<b>RECONNAISSANCE</b>	20.3	21.3	22.4	23.4	24.3
C-130	22.6	23.7	24.7	25.6	26.6
RF-4	20.1	21.2	22.3	23.3	24.2

OPR: AF/PEID, Ms C Cooley, Ext 77518, 5C231.

**TABLE E-18**

**AVERAGE AGE OF MISSILES AND DRONES BY MISSION/DESIGNATION**

	FY 86	FY 87	FY 88	FY 89	FY 90
SRAN (AGM-69)	12.6	13.6	14.6	15.6	16.6
ALCM (AGM-86)	2.5	3.5	4.5	5.5	6.4
GLCM (BGM-109G)	-	1.9	2.8	3.6	4.6
FIREBEE (BQM-34A)	4.6	8.4	10.4	-	2.0
BOMARC (CIM-10)	25.1	26.1	-	-	-
TITAN II (LGM-25)	22.4	-	-	-	-
MM I (LGM-30)	15.4	16.4	17.4	18.4	19.5
PEACEKEEPER (LGM-118)	-	-	1.0	2.0	3.0
STREAKER (MQM-107)	0.6	1.3	1.5	1.0	1.4
SUPER SABRE (Y/QF-100) 1/	29.2	30.1	31.2	32.0	33.0
DELTA DART (Y/QF-106) 1/	-	-	28.8	29.8	31.0

Footnote:

1/ Drone ages are based upon age of basic system from which it was generated.

OPR: AF/PEID, Ms C Cooley, Ext 77518, 5C231.

**TABLE E-19**  
**AIR FORCE INSTALLATION POSTURE**  
**FY 1991**

	FY 89	FY 90	FY 91 1/
<b>GRAND TOTAL</b>	<b>1,337</b>	<b>1,331</b>	<b>1,318</b>
<b>MAJOR INSTALLATION (BASE) TOTAL</b>	<b>140</b>	<b>140</b>	<b>132</b>
50 States and US Possessions	102	102	101
Foreign	38	38	31
<b>MINOR INSTALLATION (STATION) TOTAL</b>	<b>120</b>	<b>122</b>	<b>117</b>
50 States and US Possessions	107	108	103
Foreign	13	14	14
<b>SUPPORT SITE TOTAL</b>	<b>250</b>	<b>256</b>	<b>256</b>
50 States and US Possessions	130	140	140
Foreign	120	116	116
<b>OTHER ACTIVITY TOTAL</b>	<b>827</b>	<b>815</b>	<b>813</b>
50 States and US Possessions	424	409	409
Foreign	403	404	404

Footnote:

1/ Estimated.

OPR: AF/XOOFB, Mrs N Whitehurst, Ext 75779.



TABLE E-5

UNCLASSIFIED



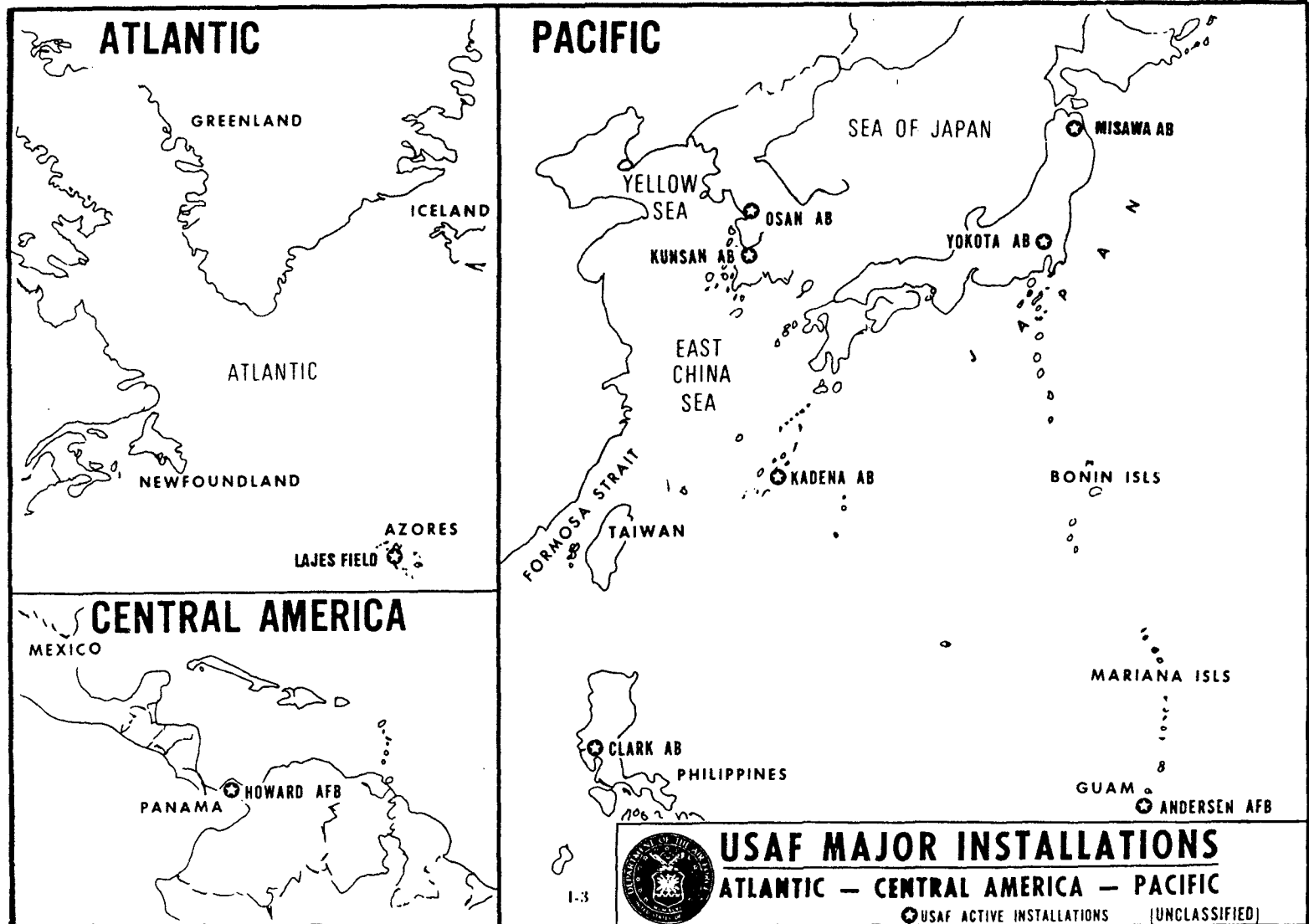
E29

UNCLASSIFIED

TABLE E-6

UNCLASSIFIED

E30



UNCLASSIFIED

TABLE E-20			
AIRCRAFT MISHAP AND DESTROY RATES PER 100,000 FLYING HOURS 1/			
2/	CLASS A MISHAP	FATAL MISHAP	AIRCRAFT DESTROYED
CY 1970	3.0	1.1	2.5
CY 1971	2.5	0.8	1.9
CY 1972	3.0	1.2	2.6
CY 1973	2.4	0.8	2.0
CY 1974	2.9	1.3	2.4
CY 1975	2.8	1.0	2.4
CY 1976	2.8	1.1	2.2
CY 1977	2.8	1.2	2.5
CY 1978	3.2	1.3	2.9
CY 1979	2.9	1.5	2.6
CY 1980	2.6	1.3	2.3
CY 1981	2.4	1.2	2.3
CY 1982	2.3	1.0	2.3
FY 1983	2.0	1.0	2.0
FY 1984	1.5	0.8	1.5
FY 1985	1.8	0.9	1.6
FY 1986	1.5	0.6	1.6
FY 1987	1.8	0.9	1.6
FY 1988	1.6	0.7	1.4
FY 1989	1.6	0.7	1.4
FY 1990	1.5	0.6	1.5

Footnotes:

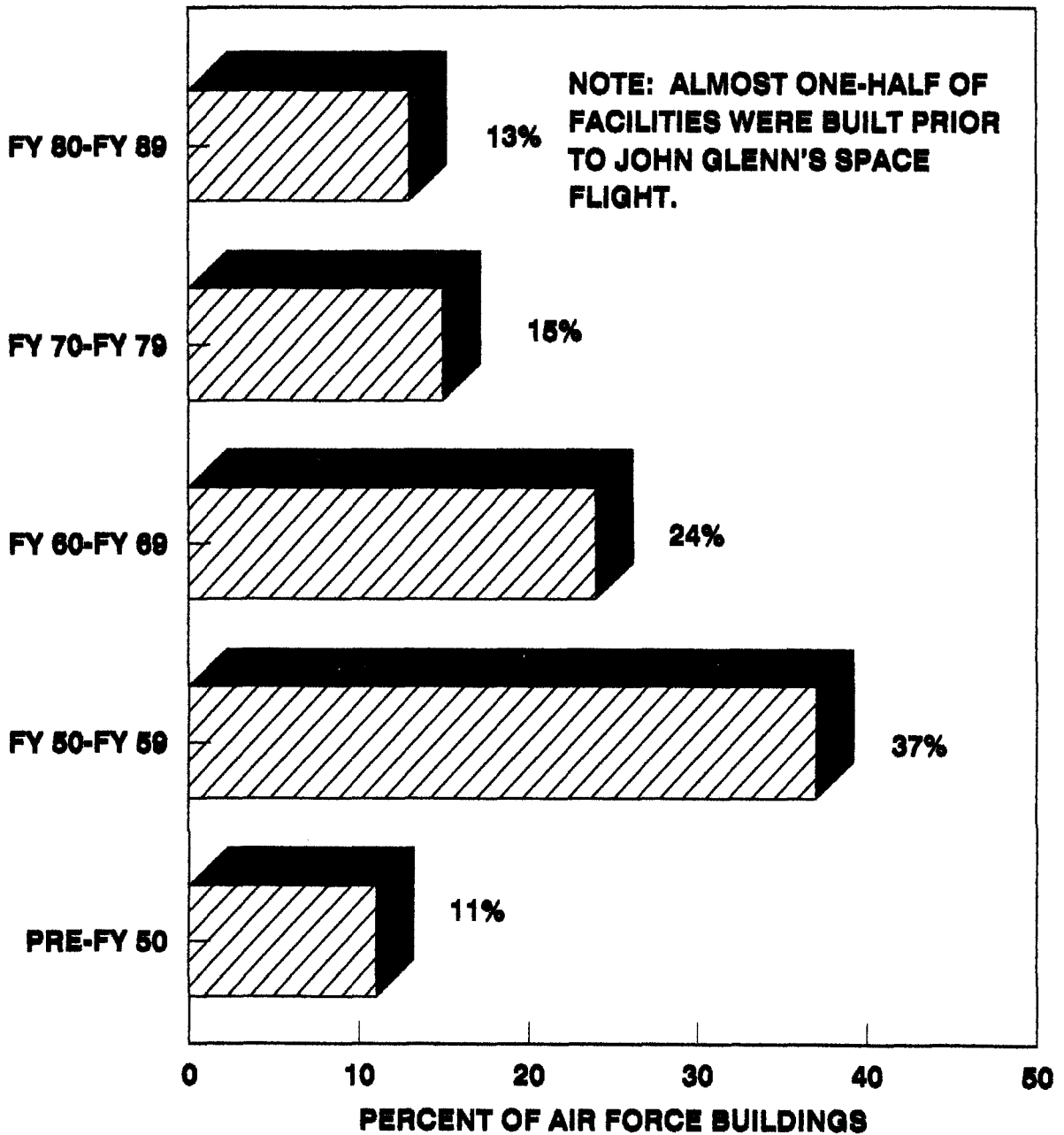
1/ Data are based on major/Class A mishap classification in accordance with AFR 127-4.

2/ Beginning with FY 83, rates on fiscal year vice calendar year basis.

OPR: AFISC/SERD, Lt Col J Perkins, Norton AFB, San Bernardino, CA. 92409-7001,  
DSN 878-7577.

# FIGURE E-7 DISTRIBUTION OF AIR FORCE BUILDINGS BY YEAR OF CONSTRUCTION

DECADE IN WHICH BUILT



OPR: AF/LEER, MR D R McKINNEY, 202-767-4033.

TABLE F-1			
GNP DEFLATOR; CONSUMER PRICE INDEX--URBAN, CPI(U); AND PRODUCER PRICE INDEX (PPI) 1/			
FY	PPI	CPI(U) 2/	GNP DEFLATOR
1960	0.262	0.211	0.222
1962	0.262	0.215	0.228
1964	0.262	0.221	0.236
1966	0.272	0.229	0.249
1968	0.280	0.244	0.266
1970	0.300	0.271	0.296
1972	0.323	0.295	0.329
1974	0.408	0.336	0.374
1976 3/	0.495	0.397	0.442
1978	0.569	0.459	0.513
1980	0.721	0.573	0.607
1981	0.795	0.637	0.664
1982	0.824	0.682	0.712
1983	0.836	0.709	0.744
1984	0.854	0.737	0.772
1985	0.855	0.765	0.796
1986	0.837	0.784	0.817
1987	0.843	0.806	0.842
1988	0.877	0.839	0.868
1989	0.921	0.879	0.904
1990	0.949	0.923	0.940
1991 4/	0.982	0.966	0.972
1992 4/	1.000	1.000	1.000
1993 4/	1.030	1.050	1.032

Footnotes:

1/ Wharton Econometrics Forecasting Associates (WEFA).

2/ The CPI(U) is the Consumer Price Index for all urban consumers. It covers approximately 80% of the civilian population.

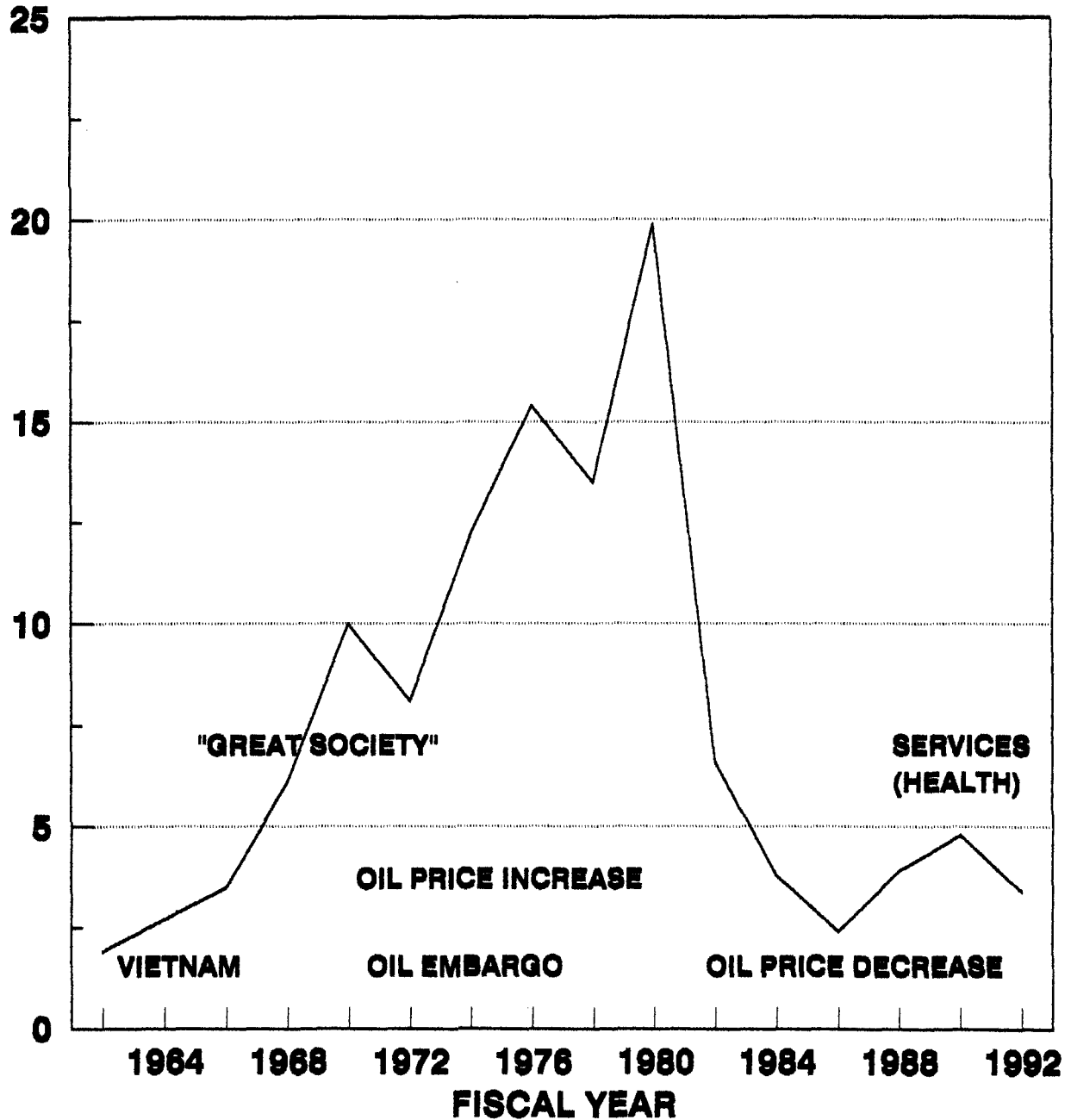
3/ Excludes Transition Quarter.

4/ WEFA estimate as of 4 Mar 91.

OPR: SAF/FMCEE, Mr S Connair, Ext 71152, 4D167.

**FIGURE F-1  
CONSUMER PRICE INDEX (URBAN)  
ANNUAL PERCENT CHANGE**

**PERCENT**



**DATA SOURCE: TABLE F-1**

**TABLE F-2**

**AF OFFICIAL RAW INFLATION INDICES BY APPROPRIATION 1/  
FY 92 BASE YEAR, AS OF 28 JAN 91**

FISCAL YEAR	MILITARY PAY 2/3/				O&M 4/			MILCON 3300	PROCUREMENT		RDT&E 3600
	BASE PAY 3500	OTHER 3500	TOTAL 3500	RETIRE 3500	CIV PAY 3400	NON-PAY NON-POL 3400	FUEL 3400		ACFT/ MSL 3010/20	OTHER 3060	
1976	0.420	0.434	0.421	0.522	0.426	0.412	0.513	0.411	0.385	0.417	0.420
1976	0.431	0.445	0.433	0.537	0.444	0.425	0.533	0.425	0.397	0.431	0.434
1977	0.444	0.457	0.445	0.553	0.484	0.439	0.555	0.439	0.411	0.446	0.448
1978	0.474	0.483	0.476	0.594	0.500	0.474	0.594	0.469	0.439	0.476	0.479
1979	0.503	0.521	0.505	0.643	0.530	0.517	0.687	0.514	0.477	0.517	0.519
1980	0.539	0.559	0.541	0.721	0.566	0.568	1.241	0.568	0.523	0.568	0.568
1981	0.624	0.694	0.633	0.802	0.615	0.635	1.469	0.635	0.585	0.635	0.635
1982	0.709	0.736	0.712	0.854	0.650	0.694	1.446	0.694	0.641	0.694	0.694
1983	0.738	0.767	0.741	0.904	0.680	0.727	1.266	0.727	0.699	0.727	0.727
1984	0.760	0.792	0.763	0.935	0.701	0.755	1.179	0.755	0.755	0.755	0.755
1985	0.790	0.814	0.792	0.967	0.741	0.781	1.128	0.781	0.781	0.781	0.781
1986	0.822	0.834	0.823	0.973	0.748	0.803	0.881	0.803	0.803	0.803	0.803
1987	0.840	0.853	0.841	1.016	0.769	0.824	0.809	0.824	0.824	0.824	0.824
1988	0.859	0.876	0.861	1.024	0.860	0.849	0.676	0.849	0.849	0.849	0.849
1989	0.890	0.905	0.891	1.041	0.890	0.885	0.676	0.885	0.885	0.885	0.885
1990	0.923	0.933	0.924	0.937	0.923	0.920	0.801	0.920	0.920	0.920	0.920
1991	0.960	0.966	0.960	0.960	0.960	0.961	1.499	0.961	0.961	0.961	0.961
1992	1.000	1.000	1.000	1.000	1.000	1.000	1.000	1.000	1.000	1.000	1.000
1993	1.046	1.040	1.045	1.046	1.046	1.037	1.029	1.037	1.037	1.037	1.037
1994	1.092	1.078	1.091	1.092	1.092	1.074	1.069	1.074	1.074	1.074	1.074
1995	1.137	1.116	1.135	1.137	1.137	1.112	1.107	1.112	1.112	1.112	1.112
1996	1.183	1.153	1.180	1.183	1.183	1.150	1.151	1.150	1.150	1.150	1.150
1997	1.230	1.193	1.227	1.230	1.230	1.189	1.197	1.189	1.189	1.189	1.189
1998	1.279	1.233	1.275	1.279	1.279	1.229	1.245	1.229	1.229	1.229	1.229
1999	1.331	1.275	1.326	1.331	1.331	1.271	1.295	1.271	1.271	1.271	1.271
2000	1.384	1.319	1.378	1.384	1.384	1.314	1.346	1.314	1.314	1.314	1.314
2001	1.439	1.363	1.433	1.439	1.439	1.359	1.400	1.359	1.359	1.359	1.359
2002	1.497	1.410	1.489	1.497	1.497	1.405	1.456	1.405	1.405	1.405	1.405
2003	1.557	1.458	1.548	1.557	1.557	1.453	1.514	1.453	1.453	1.453	1.453
2004	1.619	1.507	1.609	1.619	1.619	1.502	1.575	1.502	1.502	1.502	1.502
2005	1.684	1.558	1.673	1.684	1.684	1.553	1.638	1.553	1.553	1.553	1.553

**Footnotes:**

1/ Raw indices are used to convert constant dollars in one year to constant dollars in another year. Always use raw indices when dealing with outlays.

2/ Base Pay includes Basic Pay, Reenlistment Bonuses, Separation Payments, FICA, Death Gratuities, Continuation Pay for Physicians and Dentists, BAQ, and several categories of Subsistence Pay.

3/ Other includes Incentive Pay, Proficiency Pay, Interest on Savings, Flight Pay, Optometrist Pay, Enlistment Bonuses, Hostile Fire Pay, Clothing Allowance, Subsistence-in-Kind, Family Separation Pay, Station Allowance Overseas, PCS, and other items.

4/ Civilian Pay covers General Service/Management, Wage Board, and Foreign Nationals.

OPR: AF/FMCEE, Mr W Hosey, Ext 71152.

**TABLE F-3**

**AF OFFICIAL WEIGHTED INFLATION INDICES BY APPROPRIATION 1/  
FY 92 BASE YEAR, AS OF 28 JAN 91**

FISCAL YEAR	O&M /2 3400	RDT&E 3600	MILCON			PROCUREMENT					
			AF 3300	GUARD 3830	RES 3730	AIRCRAFT		MISSILE		OTHER	
						OTHER 3010	SPEC 3010	OTHER 3020	SPEC 3020	OTHER 3080	SPEC 3080
1976	0.418	0.435	0.444	0.444	0.444	0.426	0.447	0.412	0.436	0.422	0.499
1977	0.444	0.461	0.477	0.477	0.477	0.460	0.463	0.434	0.457	0.450	0.505
1978	0.480	0.499	0.518	0.518	0.518	0.502	0.504	0.466	0.490	0.482	0.550
1979	0.524	0.538	0.612	0.612	0.612	0.514	0.560	0.519	0.541	0.520	0.604
1980	0.577	0.599	0.645	0.660	0.637	0.526	0.627	0.573	0.617	0.579	0.666
1981	0.644	0.663	0.696	0.697	0.690	0.601	0.663	0.636	0.677	0.641	0.715
1982	0.704	0.709	0.747	0.739	0.738	0.644	0.719	0.677	0.724	0.700	0.741
1983	0.736	0.742	0.774	0.782	0.762	0.706	0.762	0.724	0.767	0.735	0.769
1984	0.764	0.770	0.797	0.799	0.789	0.760	0.795	0.769	0.800	0.781	0.792
1985	0.790	0.796	0.815	0.812	0.813	0.785	0.820	0.792	0.823	0.786	0.818
1986	0.812	0.817	0.839	0.830	0.833	0.806	0.850	0.812	0.859	0.806	0.851
1987	0.837	0.844	0.869	0.859	0.858	0.829	0.884	0.843	0.896	0.832	0.885
1988	0.865	0.875	0.902	0.906	0.851	0.855	0.926	0.866	0.933	0.854	0.921
1989	0.901	0.912	0.939	0.932	0.935	0.891	0.966	0.906	0.970	0.891	0.956
1990	0.939	0.944	0.981	0.974	0.973	0.927	1.005	0.936	1.006	0.926	0.992
1991	0.979	0.984	1.019	1.013	1.012	0.967	1.043	0.978	1.044	0.966	1.031
1992	1.018	1.022	1.057	1.051	1.049	1.006	1.080	1.016	1.082	1.005	1.069
1993	1.055	1.059	1.095	1.088	1.087	1.043	1.118	1.054	1.119	1.042	1.106
1994	1.093	1.097	1.133	1.126	1.125	1.081	1.157	1.091	1.158	1.079	1.145
1995	1.130	1.135	1.171	1.165	1.163	1.118	1.196	1.129	1.197	1.117	1.184
1996	1.169	1.174	1.211	1.204	1.203	1.157	1.237	1.167	1.238	1.155	1.224
1997	1.209	1.213	1.252	1.245	1.244	1.196	1.279	1.207	1.280	1.194	1.266
1998	1.250	1.255	1.295	1.287	1.286	1.236	1.322	1.246	1.324	1.235	1.309
1999	1.292	1.297	1.339	1.331	1.330	1.279	1.367	1.290	1.369	1.277	1.353
2000	1.336	1.341	1.384	1.376	1.375	1.322	1.414	1.334	1.415	1.320	1.399
2001	1.381	1.387	1.432	1.423	1.422	1.367	1.462	1.380	1.463	1.365	1.447
2002	1.428	1.434	1.480	1.472	1.470	1.413	1.511	1.427	1.513	1.412	1.486
2003	1.477	1.483	1.531	1.522	1.520	1.461	1.563	1.475	1.565	1.460	1.547
2004	1.527	1.533	1.583	1.573	1.572	1.511	1.616	1.525	1.618	1.509	1.589
2005	1.579	1.586	1.636	1.627	1.625	1.563	1.671	1.577	1.673	1.561	1.654

**Footnotes:**

1/Weighted indices are used to convert constant dollars to then-year dollars, and vice versa. Weighted indices for each appropriation are based on outlay rates for TOA excluding pay and POL.

2/For Pay and POL use raw inflation indices at Table F-2.

NOTE: 'SPEC' appropriations refer to programs classified as secret.

OPR: AF/FMCEE, Mr W Hosey, Ext 71152.

**TABLE F-4**

**MILITARY MONTHLY BASIC PAY BY GRADE  
AND YEARS OF SERVICE  
AS OF JAN 1991**

YEARS	<2	>2	>3	>4	>6	>8	>10	>12	>14	>16	>18	>20	>22	>26
<b>COMMISSIONED OFFICERS 1/</b>														
0-10 2/	6158	6376	6376	6376	6376	6620	6620	6987	6987	7415	7415	7417	7417	7668
0-9	5458	5602	5720	5720	5720	5866	5866	6111	6111	6620	6620	6987	6987	7415
0-8	4944	5093	5213	5213	5213	5502	5602	5866	5866	6111	6375	6620	6783	6783
0-7	4108	4387	4387	4387	4584	4584	4850	4850	5092	5602	5987	5987	5987	5987
0-6	3045	3348	3564	3564	3564	3564	3564	3695	3695	4268	4487	4584	4850	5260
0-5	2435	2660	3057	3057	3057	3057	3150	3319	3541	3807	4025	4146	4292	4292
0-4	2053	2499	2666	2666	2718	2836	3029	3189	3346	3493	3668	3668	3668	3668
0-3 3/	1907	2133	2280	2522	2643	2738	2887	3029	3103	3103	3103	3103	3103	3103
0-2 3/	1884	1817	2182	2256	2303	2303	2303	2303	2303	2303	2303	2303	2303	2303
0-1 3/	1444	1503	1817	1817	1817	1817	1817	1817	1817	1817	1817	1817	1817	1817
<b>COMMISSIONED OFFICERS WITH OVER 4 YEARS SERVICE AS ENLISTED PERSONNEL</b>														
0-3E	-	-	-	2522	2643	2738	2887	3029	3150	3150	3150	3150	3150	3150
0-2E	-	-	-	2256	2303	2376	2499	2595	2666	2666	2666	2666	2666	2666
0-1E	-	-	-	1817	1840	2012	2085	2158	2256	2256	2256	2256	2256	2256
<b>ENLISTED PERSONNEL</b>														
E-8 4/	-	-	-	-	-	-	2281	2312	2364	2418	2472	2520	2652	2911
E-8	-	-	-	-	-	1896	1950	2002	2053	2108	2156	2209	2339	2599
E-7	1323	1428	1482	1533	1585	1636	1689	1742	1821	1872	1924	1949	2080	2339
E-6	1139	1241	1293	1348	1398	1449	1502	1579	1629	1682	1707	1707	1707	1707
E-5	990	1088	1141	1190	1248	1320	1373	1423	1449	1449	1449	1449	1449	1449
E-4	933	985	1042	1123	1167	1167	1167	1167	1167	1167	1167	1167	1167	1167
E-3	879	925	963	1001	1001	1001	1001	1001	1001	1001	1001	1001	1001	1001
E-2	845	845	845	845	845	845	845	845	845	845	845	845	845	845
E-1 5/	754	754	754	754	754	754	754	754	754	754	754	754	754	754
E-1 6/	697	-	-	-	-	-	-	-	-	-	-	-	-	-

**Footnotes:**

- 1/ Basic pay is limited to rate of basic pay for level V of the Executive Schedule, which is \$8441 per month.
  - 2/ While serving as Chairman or Vice Chairman of the JCS or AF Chief of Staff, basic pay for this grade is \$9363 per month, regardless of cumulative years of service computed under section 205 of Title 37, United States Code.
  - 3/ Does not apply to commissioned officers who have been credited with over 4 years enlisted active service.
  - 4/ While serving as AF Chief Master Sergeant, basic pay for this grade is \$3537 per month, regardless of cumulative years of service computed under section 205 of Title 37, United States Code.
  - 5/ Applies to personnel who have served 4 months or more on active duty.
  - 6/ Applies to personnel who have served less than 4 months on active duty.
- OPR: SAF/FMPB, CMSgt F Rago, Ext 78410, 4D160.

**TABLE F-5**  
**MILITARY MONTHLY BASIC ALLOWANCE FOR QUARTERS &**  
**BASIC ALLOWANCE FOR SUBSISTENCE**  
**EFFECTIVE 1 JAN 1991**

<b>BASIC ALLOWANCE FOR QUARTERS</b>			
<b>PAY GRADE</b>	<b>WITHOUT DEPENDANTS</b>		<b>W/DEPENDENTS</b>
	<b>FULL RATE 1/</b>	<b>PARTIAL RATE 2/</b>	
<b>OFFICERS</b>			
O-10	\$661.50	\$50.70	\$813.90
O-9	661.50	50.70	813.90
O-8	661.50	50.70	813.90
O-7	661.50	50.70	813.90
O-6	606.90	39.60	733.20
O-5	584.40	33.00	706.50
O-4	541.50	26.70	623.10
O-3	434.10	22.20	510.70
O-2	344.40	17.70	440.10
O-1	289.80	13.20	393.30
<b>COMMISSIONED OFFICERS WITH OVER 4 YEARS ACTIVE DUTY AS AN ENLISTED MEMBER OR WARRANT OFFICER</b>			
O-3	\$468.60	\$22.20	\$553.80
O-2	398.40	17.70	499.80
O-1	342.60	13.20	461.70
<b>ENLISTED</b>			
E-9	\$401.40	\$18.60	\$528.90
E-8	368.70	15.30	487.50
E-7	314.70	12.00	453.00
E-6	284.70	9.90	418.50
E-5	262.50	8.70	376.20
E-4	228.60	8.10	327.30
E-3	224.40	7.80	304.50
E-2	182.40	7.20	289.80
E-1	162.00	6.90	289.80
<b>BASIC ALLOWANCE FOR SUBSISTENCE</b>			
<b>OFFICERS</b>	<b>\$129.00/MO</b>		
<b>ENLISTED, WHEN -</b>	<b>E-1 ONLY 3/</b>		<b>ALL OTHERS</b>
ON LEAVE OR AUTHORIZED TO MESS SEP	\$5.66/DAY		\$6.15/DAY
RATIONS-IN-KIND ARE NOT AVAILABLE	\$6.41/DAY		\$6.94/DAY
ON DUTY UNDER EMERGENCY CONDITIO	\$8.50/DAY		\$9.20/DAY

**TABLE F-5 (CONT'D)**

**MILITARY MONTHLY BASIC ALLOWANCE FOR QUARTERS &  
BASIC ALLOWANCE FOR SUBSISTENCE**

**EFFECTIVE 1 JAN 1991**

**Footnotes:**

1/ Payment of the full rate of basic allowance for quarters at these rates to members of the Uniformed Services without dependents is authorized by 37 USC 403 Part IV, and of Executive Order 11157, as amended.

2/ Payment of the partial rate of basic allowance for quarters at these rates to members of the Uniformed Services without dependents who, under 37 U.S.C. 403(b) or 403(c), are not entitled to the full rate of basic allowance for quarters, is authorized by 37 U.S.C. 1009(c) (2) and Part IV of Executive Order 11157, as amended.

3/ Less than 4 months in service.

4/ Within US (except Alaska & Hawaii), where Government messing facilities are not available.

OPR: SAF/FMPB, CMSgt F Rago, Ext 76410, 4D160.

**TABLE F-6**

**FY 92 MILITARY ANNUAL STANDARD COMPOSITE PAY  
BASED ON FY 1992/1993 BUDGET ESTIMATE  
(Includes 4.2% Pay Raise Effective 1 January 1992)**

GRADE	BASIC PAY	RETIRED PAY 2/ ACCRUAL	BAG/ VHA	INCENTIVE & SPECIAL PAY	MISC	RATE WITHOUT PCS	PCS	4/ TOTAL
<b>OFFICER</b>								
<b>AVERAGE</b>	37,027	15,811	6,030	4,256	7,389	70,513	2,931	73,444
0-10 1/	101,300	43,255	1,081	3,730	10,244	159,610	2,931	162,541
0-9	92,667	39,569	1,001	1,460	8,093	140,790	2,931	143,721
0-8	83,965	35,853	3,048	1,120	7,842	131,828	2,931	134,759
0-7	74,106	31,643	3,293	1,376	8,549	118,967	2,931	121,898
0-6	60,569	25,863	6,899	6,705	8,363	108,399	2,931	111,330
0-5	50,316	21,485	8,636	5,916	8,221	94,574	2,931	97,505
0-4	41,549	17,741	7,365	7,227	7,762	81,644	2,931	84,575
0-3	34,097	14,559	5,628	3,675	7,671	65,630	2,931	68,561
0-2	25,585	10,925	3,672	802	5,616	46,600	2,931	49,531
0-1	18,488	7,894	3,797	1,107	5,329	36,615	2,931	39,546
<b>ENLISTED</b>								
<b>AVERAGE</b>	16,219	6,930	2,590	114	5,009	30,862	1,679	32,541
E-9	33,926	14,495	5,110	187	6,791	60,509	1,679	62,188
E-8	27,968	11,950	4,998	199	6,320	50,435	1,679	52,114
E-7	23,672	10,114	4,034	177	5,696	43,693	1,679	45,372
E-6	19,995	8,543	3,823	142	5,285	37,788	1,679	39,467
E-5	16,494	7,047	2,741	121	5,089	31,492	1,679	33,171
E-4	13,505	5,770	1,956	89	4,873	26,193	1,679	27,872
E-3	11,245	4,805	1,496	83	4,487	22,116	1,679	23,795
E-2	10,461	4,470	855	68	4,226	20,080	1,679	21,759
E-1	8,685	3,711	497	51	3,529	16,473	1,679	18,152
<b>CADET</b>								
	6,732	-	-	-	2,086	8,817	169	8,986

**AVERAGE ACCESSION PAY RATE 3/**

OFFICER: \$40,515 ENLISTED: \$17,396

Footnotes:

1/ Rate reflects basic pay capped to comply with current ceiling.

2/ 42.7% of basic pay.

3/ An accession rate is the appropriate rate for adding or deleting Air Force manpower.

This is a composite of 0-1 (0.8), 0-2 (0.1), 0-3 (0.1); and E-1 (0.8), E-2 (0.1), & E-3 (0.1).

4/ Totals may not add due to rounding.

OPR: SAF/FMBOP, Ms A Rodriguez/Capt S Lang, Ext 50036.

**TABLE F-7**

**FY 93 MILITARY ANNUAL STANDARD COMPOSITE PAY  
BASED ON FY 1992/1993 BUDGET ESTIMATE  
(Includes 4.7% Pay Raise effective 1 January 1993)**

GRADE	BASIC PAY	RETIRED PAY 2/ ACCRUAL	BAQ/ VHA	INGENTIVE & SPECIAL PAY	MISC	RATE WITHOUT PCS	PCS	4/ TOTAL
<b>OFFICER</b>								
AVERAGE	39,200	16,542	6,243	4,402	7,982	74,369	3,199	77,568
0-10 1/	101,300	42,737	1,221	3,842	11,281	160,381	3,199	163,580
0-9	96,914	40,898	1,069	1,410	8,096	148,387	3,199	151,586
0-8	87,806	37,054	3,384	1,104	8,208	137,556	3,199	140,755
0-7	77,497	32,704	3,472	1,345	9,715	124,733	3,199	127,932
0-6	64,434	27,191	6,767	6,649	8,137	113,178	3,199	116,377
0-5	52,783	22,274	8,854	5,867	8,785	98,563	3,199	101,762
0-4	43,791	18,480	7,642	7,249	8,459	85,621	3,199	88,820
0-3	35,733	15,079	5,752	3,798	8,337	68,699	3,199	71,898
0-2	26,525	11,194	3,881	910	5,981	48,491	3,199	51,690
0-1	19,143	8,078	3,863	1,277	5,652	38,013	3,199	41,212
<b>ENLISTED</b>								
AVERAGE	17,038	7,192	2,653	119	5,216	32,218	1,711	33,929
E-9	35,467	14,970	5,495	196	7,114	63,243	1,711	64,953
E-8	29,242	12,343	4,671	208	6,571	53,035	1,711	54,746
E-7	24,739	10,442	4,263	184	5,910	45,538	1,711	47,249
E-6	20,914	8,828	3,916	144	5,440	39,242	1,711	40,953
E-5	17,346	7,322	2,757	126	5,257	32,807	1,711	34,519
E-4	14,106	5,954	2,002	94	5,151	27,308	1,711	29,018
E-3	11,754	4,961	1,459	86	4,605	22,865	1,711	24,576
E-2	10,940	4,618	827	72	4,483	20,940	1,711	22,651
E-1	9,084	3,834	565	54	3,740	17,277	1,711	18,989
<b>CADET</b>								
	7,040	-	-	-	2,164	9,204	176	9,380

**AVERAGE ACCESSION PAY RATE 3/**

OFFICER: \$42,129 ENLISTED: \$18,203

Footnotes:

1/ Rate reflects basic pay capped to comply with current ceiling.

2/ 42.2% of basic pay.

3/ An accession rate is the appropriate rate for adding or deleting Air Force manpower.

This is a composite of 0-1 (0.8), 0-2 (0.1), 0-3 (0.1); and E-1 (0.8), E-2 (0.1), and E-3 (0.1).

4/ Totals may not add due to rounding.

OPR: SAF/FMBOP, Ms A Rodriguez/Capt S Lang, Ext 50036.

**TABLE F-8**

**TRENDS: AF MILITARY STANDARD COMPOSITE PAY BY GRADE 1/  
(Dollars in Thousands)**

	FY 88	FY 89	FY 90	FY 91 2/	FY 92 2/	FY 93 2/
<b>OFFICER</b>						
General 3/	125.2	128.4	157.2	158.5	159.6	160.4
Lieutenant General 3/	122.9	125.6	133.1	139.8	140.8	148.4
Major General 3/	120.0	127.0	125.7	129.0	131.8	137.6
Brigadier General 3/	111.2	112.1	110.4	114.4	119.0	124.7
Colonel	98.5	102.6	100.6	105.4	108.4	113.2
Lieutenant Colonel	84.2	88.1	86.7	90.4	94.6	98.6
Major	72.4	74.7	74.3	77.7	81.6	85.6
Captain	58.5	60.5	59.9	61.9	65.6	68.7
1st Lieutenant	44.9	46.5	44.7	45.4	46.6	48.5
2nd Lieutenant	34.1	35.1	34.0	35.2	36.6	38.0
<b>ENLISTED</b>						
Chief Master Sergeant	56.2	56.6	56.9	58.9	60.5	63.2
Senior Master Sergeant	47.5	47.6	47.8	49.6	50.4	53.0
Master Sergeant	41.0	40.9	41.1	42.3	43.7	45.5
Technical Sergeant	35.2	34.9	34.6	36.3	37.8	39.2
Staff Sergeant	29.8	29.3	30.5	30.4	31.5	32.8
Sergeant	25.4	24.5	24.9	25.6	26.2	27.3
Airman 1st Class	20.9	20.3	21.3	21.3	22.1	22.9
Airman	19.1	18.5	18.7	19.4	20.1	20.9
Airman Basic	16.2	15.5	15.7	16.0	16.5	17.3
<b>CADET</b>						
	8.1	8.3	8.4	8.5	8.8	9.2

**Footnotes:**

1/ Includes 51.2% of Basic Pay in Retirement Accrual in FY 88, 50.2% in FY 89, 43.9% in FY 90, 43.3% in FY 91, 42.7% in FY 92 and 42.2% in FY 93.

2/ Estimated.

3/ Rates reflect Basic Pay capped to comply with current ceiling on senior executives.

OPR: SAF/FMBOP, Ms A Rodriguez/Capt S Lang, Ext 50036.

**TABLE F-9**

**RATED PERSONNEL AVERAGE PAY RATES  
BY FLYING STATUS AND ASSIGNED LOCATION  
AS OF FEBRUARY 1991**

	FY 90		FY 91 1/		FY 92 1/		FY 93 1/	
	OFF	ENL	OFF	ENL	OFF	ENL	OFF	ENL
<b>TOTAL FORCE</b>								
<b>WORLDWIDE</b>	63,960	28,636	66,971	29,724	70,513	30,861	74,369	32,219
<b>CONUS ONLY</b>	63,229	27,787	66,029	28,706	69,551	29,911	73,350	31,259
<b>OVERSEAS ONLY</b>	67,354	30,804	71,852	32,382	75,535	33,310	79,623	34,714
<b>CREW MEMBERS BY FLYING STATUS</b>								
<b>WORLDWIDE</b>								
<b>RATED</b>	67,027	-	70,213	-	73,626	-	77,449	-
<b>NONRATED</b>	60,661	28,589	63,141	29,675	66,648	30,809	70,372	32,164
<b>ENL CREW</b>	-	30,486	-	31,572	-	32,708	-	34,062
<b>CONUS ONLY</b>								
<b>RATED</b>	66,088	-	69,060	-	72,450	-	76,205	-
<b>NONRATED</b>	59,721	27,739	61,985	28,657	65,468	29,859	69,124	31,205
<b>ENL CREW</b>	-	29,636	-	30,554	-	31,757	-	33,102
<b>OVERSEAS ONLY</b>								
<b>RATED</b>	66,059	-	69,107	-	72,490	-	76,277	-
<b>NONRATED</b>	59,692	28,907	62,032	30,485	65,508	31,413	69,196	32,818
<b>ENL CREW</b>	-	32,701	-	34,280	-	35,208	-	36,612

Footnote:

1/ Estimated.

OPR: SAF/FMBOP, Ms A Rodriguez/Capt S Lang, Ext 50036.

**TABLE F-10**

**CIVILIAN PAY SCHEDULE**

**EFFECTIVE JANUARY 1991**

<b>EXECUTIVE SCHEDULE (EX) EMPLOYEES</b>										
<b>LEVEL</b>	<b>V</b>	<b>IV</b>	<b>III</b>	<b>II</b>	<b>I</b>					
	101,300	108,300	115,300	125,100	139,900					
<b>SENIOR EXECUTIVE SERVICE (SES) EMPLOYEES</b>										
<b>LEVEL</b>	<b>ES-1</b>	<b>ES-2</b>	<b>ES-3</b>	<b>ES-4</b>	<b>ES-5</b>	<b>ES-6</b>				
	87,000	91,200	95,300	100,500	104,600	108,300				
<b>GENERAL SCHEDULE (GS) EMPLOYEES</b>										
<b>STEP</b>	<b>1</b>	<b>2</b>	<b>3</b>	<b>4</b>	<b>5</b>	<b>6</b>	<b>7</b>	<b>8</b>	<b>9</b>	<b>10</b>
<b>GRADE</b>										
GS-1	11,015	11,383	11,749	12,114	12,482	12,897	13,058	13,422	13,439	13,775
GS-2	12,385	12,679	13,090	13,439	13,588	13,988	14,388	14,787	15,187	15,587
GS-3	13,514	13,965	14,416	14,867	15,317	15,768	16,219	16,670	17,120	17,571
GS-4	15,170	15,676	16,182	16,688	17,194	17,700	18,206	18,712	19,218	19,724
GS-5	16,974	17,540	18,106	18,672	19,239	19,805	20,371	20,938	21,504	22,070
GS-6	18,919	19,550	20,181	20,812	21,443	22,073	22,704	23,335	23,966	24,597
GS-7	21,023	21,724	22,424	23,125	23,825	24,526	25,227	25,927	26,628	27,328
GS-8	23,284	24,061	24,837	25,614	26,390	27,167	27,944	28,720	29,497	30,273
GS-9	25,718	26,576	27,433	28,291	29,149	30,007	30,865	31,722	32,580	33,438
GS-10	28,321	29,266	30,210	31,154	32,098	33,042	33,987	34,931	35,875	36,819
GS-11	31,117	32,153	33,190	34,227	35,264	36,301	37,338	38,374	39,411	40,448
GS-12	37,294	38,537	39,780	41,023	42,266	43,509	44,752	45,995	47,237	48,480
GS-13	44,348	45,826	47,304	48,782	50,261	51,739	53,217	54,695	56,173	57,652
GS-14	52,406	54,153	55,900	57,648	59,393	61,140	62,887	64,634	66,380	68,127
GS-15	61,644	63,699	65,754	67,809	69,864	71,919	73,973	76,028	78,083	80,138
GS-16	72,298	74,708	77,118	79,528	81,936	82,697	85,060	87,424	89,787	-
GS-17	83,032	85,800	88,568	91,336	94,104	-	-	-	-	-
GS-18	97,317	-	-	-	-	-	-	-	-	-

OPR: AF/DPCK, Mr J Sams, Ext 59106, 4D229.

TABLE F-11

MILITARY AND CIVILIAN PAY: WEIGHTED AVERAGE 1/  
(THOUSANDS)

FISCAL YEAR	THEN-YEAR DOLLARS			CONSTANT FY 92 DOLLARS		
	OFFICER	ENLISTED	CIVILIAN	OFFICER	ENLISTED	CIVILIAN
1975	20.2	9.1	15.3	52.7	23.8	40.9
1976	21.4	9.4	18.3	53.1	23.3	40.6
1977	22.8	9.8	17.7	53.5	23.0	41.4
1978	24.2	10.3	19.1	53.2	22.6	41.3
1979	25.4	10.9	20.2	52.6	22.6	39.9
1980	27.8	11.8	21.4	53.7	22.8	38.4
1981	30.5	13.5	23.3	50.4	22.3	37.5
1982	35.0	15.4	24.9	51.4	22.6	36.7
1983	36.3	16.0	25.4	51.2	22.6	35.8
1984	39.9	18.3	26.0	54.7	25.1	35.3
1985	54.0	24.0	27.9	71.2	31.7	36.6
1986	55.4	24.7	27.9	70.4	31.4	35.6
1987	57.2	25.5	29.0	71.1	31.7	35.9
1988	59.4	26.9	30.8	72.1	32.6	36.9
1989	62.1	27.9	32.4	72.8	32.7	37.3
1990	63.9	28.4	34.2	72.3	32.1	37.7
1991 2/	66.9	29.7	36.1	72.8	32.3	38.2
1992 2/	70.5	30.8	38.6	73.7	32.3	38.3
1993 2/	74.4	32.2	40.5	74.4	32.2	40.5

Footnotes:

1/ Includes the following factors:

Military: Base pay; incentive, special and foreign duty pay; BAQ and subsistence, overseas station allowance; initial clothing allowance; family separation allowance; employer's FICA contribution; variable housing allowance, etc (excludes PCS).

Beginning FY 85, also includes military retirement accrual.

Civilian: Base pay; overtime pay; holiday pay; night differentials; COLA; Government cost for employee benefits; FICA as applicable; employer's retirement contribution, etc.

2/ Estimated.

OPR: AFCSTC/OSF, Mr W Jameson, (Commercial) 703-746-5856.

TABLE F-12					
MILITARY & CIVILIAN PAY INCREASE TRENDS					
(PERCENT)					
EFFECTIVE DATE	MILITARY PAY 1/	CIVILIAN PAY 2/	EFFECTIVE DATE	MILITARY PAY 1/	CIVILIAN PAY 2/
Oct 28, 1949	-	4.1%	Nov 14, 1971	13.1%	-
Jul 1, 1951	-	10.0%	Jan 1, 1972	5.5%	5.5%
May 1, 1952	10.9%	-	Jan 1, 1973	5.1%	5.1
Mar 1, 1955	-	7.5%	Oct 1, 1973	4.8%	4.8
Apr 1, 1955	2.8%	-	Oct 1, 1974	5.5%	5.5%
Jan 1, 1958	-	10.0%	Oct 1, 1975	5.0%	5.0%
Jun 1, 1958	6.3%	-	Oct 1, 1976	4.8%	4.8%
Jul 1, 1960	-	7.7%	Oct 1, 1977	7.0%	7.0%
Oct 14, 1962	-	5.5%	Oct 1, 1978	5.5%	5.5%
Oct 1, 1963	8.4%	-	Oct 1, 1979	7.0%	7.0%
Jan 5, 1964	-	4.1%	Oct 1, 1980	11.7%	9.1%
Jul 1, 1964	-	4.2%	Oct 1, 1981	14.3%	4.8%
Sep 1, 1964	1.4%	-	Oct 1, 1982	4.0%	4.0%
Sep 1, 1965	6.4%	-	Jan 1, 1984	4.0%	3.5%
Oct 1, 1965	-	3.6%	Jan 1, 1985	4.0%	3.5%
Jul 1, 1966	2.8%	2.9%	Oct 1, 1985	3.5%	-
Oct 1, 1967	4.5%	4.5%	Jan 1, 1987	3.0%	3.0%
Jul 1, 1968	4.9%	4.9%	Jan 1, 1988	2.0%	2.0%
Jul 1, 1969	9.1%	9.1%	Jan 1, 1989	4.1%	4.1%
Jan 1, 1970	6.0%	6.0%	Jan 1, 1990	3.6%	3.6%
Jan 1, 1971	6.0%	6.0%	Jan 1, 1991	4.1%	4.1%

Footnotes:

1/ Includes Basic Pay, Allowance for Subsistence and Basic Allowance for Quarters.

2/ These pay increases apply to GS/GM employees only.

OPR: AFCSTC/OSF, Mr W A Jameson, (Commercial) 703-746-5856.

TABLE F-13

AVIATION FUEL ANNUAL TOTAL AND HOURLY CONSUMPTION AND  
TOTAL AND HOURLY COST RATES 1/

FY	FH (MIL)	CONSUMPTION		TOTAL COST		AVERAGE \$ / FH	
		TOTAL GALLON (BILLIONS)	AVERAGE PER FLYING HOUR	THEN-YEAR DOLLARS (BILLIONS)	CONSTANT FY 92 DOLLARS (BILLIONS)	THEN-YEAR DOLLARS	CONSTANT FY 92 DOLLARS
1977	3.2	3.65	1,140	1.58	2.85	494	890
1978	3.1	3.61	1,165	1.53	2.58	494	832
1979	3.2	3.61	1,128	1.59	2.31	497	723
1980	3.1	3.61	1,164	3.75	3.02	1210	975
1981	3.2	3.70	1,156	4.34	2.95	1356	923
1982	3.3	3.86	1,170	5.00	4.46	1515	1048
1983	3.4	3.74	1,100	4.40	3.39	1294	997
1984	3.4	3.75	1,102	3.80	3.22	1118	948
1985	3.5	3.74	1,068	3.74	3.32	1069	948
1986	3.5	3.92	1,120	3.14	3.56	897	1018
1987	3.5	4.00	1,142	2.96	3.66	846	1046
1988	3.3	3.78	1,145	2.32	3.43	703	1040
1989	3.4	4.03	1,185	2.46	3.64	724	1071
1990	3.4	4.06	1,219	2.26	2.82	674	841
1991 2/	3.2	3.69	1,165	3.88	2.59	1226	818
1992 2/	2.9	3.38	1,170	2.37	2.37	822	822
1993 2/	2.7	3.17	1,152	2.29	2.23	832	809

Footnote:

1/ USAF Raw Inflation Indices used to calculate constant dollars.

2/ Estimated.

OPR: SAF/FMBOM, Mr B Reid, Ext 43801.



**TABLE X-1**

**KEY PERSONNEL, DEPARTMENT OF THE AIR FORCE 1/  
(As of 1 April 1991, Unless Otherwise Noted)**

<b>THE SECRETARIAT</b>	
<b>OFFICE OF THE SECRETARY</b>	
The Secretary	Honorable D B Rice
Military Assistant to the Secretary	Brig Gen D W McIvory
<b>OFFICE OF THE UNDER SECRETARY</b>	
The Under Secretary	Honorable A N Foreman
Deputy Under Secretary (International Affairs)	Ms E J Keefer
Asst Deputy Under Secretary (International Affairs)	Brig Gen P W Nuber
<b>OFFICE OF SMALL &amp; DISADVANTAGED BUSINESS UTILIZATION</b>	
The Director	Mr A J DeLuca
<b>OFF OF THE ASST SECTY (MANPOWER, RESERVE AFFAIRS, INSTALLATIONS &amp; ENVIRON T)</b>	
The Assistant Secretary	Honorable J G Cooper
Principal Deputy Assistant Secretary	Ms J A Miller
Deputy Assistant Secretary (Manpower & Personnel)	Mr W G Norton
Deputy Assistant Secretary (Reserve Affairs)	Mr M P Reardon
Deputy Assistant Secretary (Installations)	Mr J F Boatright
Deputy Assistant Secretary (Readiness Support)	Mr J D Davis
Dep Asst Secty (Environ, Safety & Occupational Health)	Mr G D Vest
Deputy for AF Review Boards	Mr J G Lineberger
Director for Equal Opportunity	Ms D G Alcalá
Director, AF Personnel Council	Brig Gen E P Hinman III
Exec Dir (AF Board for Correction of Mil Records)	Mr C B Braswell
Director (AF Civ Appellate Review Agency)	Mr M McGuire
<b>OFF OF THE ASST SECTY (FINANCIAL MGMT &amp; COMPTROLLER)</b>	
The Assistant Secretary	Honorable M B Donley
Principal Deputy Assistant Secretary (Financial Mgmt)	Mr C R Hovell
Management Systems Deputy	Mr E A Fitzgerald
Deputy Assistant Secretary (Budget)	Maj Gen G W Larson, Jr
Deputy for Budget	Mr J W Beach
Director (Budget Operations)	Brig Gen J L Finan
Deputy Director (Budget Operations)	Ms C B Sparks
Director (Budget Mgmt & Execution)	Col C G Bridges
Director (Budget Investment)	Mr R D Stuart
Assistant for Budget Enactment	Col G T Stringer
Deputy Assistant Secretary (Plans, Systems, & Analysis)	Mr J J Nethery
Asst for Policy Development & Analysis	Col J M Scheimer
Asst for Comptroller Support	Col G R Zaubler
Asst for Technology & Plans	Mr D W Hinton
Deputy Assistant Secretary (Cost & Economics)	Mr L T Baseman
Deputy for Cost Analysis	Col R S Bowen
Deputy for Economics & Business Management	Col R T Reston
<b>OFFICE OF PUBLIC AFFAIRS</b>	
The Director	Brig Gen (S) H E Robertson

**TABLE X-1 (CONT'D)****KEY PERSONNEL, DEPARTMENT OF THE AIR FORCE 1/  
(As of 1 April 1991, Unless Otherwise Noted)****THE SECRETARIAT (CONT'D)****OFFICE OF THE ASSISTANT SECRETARY (ACQUISITION)**

The Assistant Secretary	Honorable J J Welch, Jr
Principal Deputy Assistant Secretary	Lt Gen J E Jaquish
Deputy Asst Secretary (Acquisition)	Mr D S Rak
Deputy Asst Secty (Mgt Policy & Integration)	Brig Gen S P Condon
Deputy Assistant Secretary (Comm, Computers & Log)	Mr L K Moseman II
AF Competition Advocate Dir, Cntr Adv & Asst Serv	Mr B A Kausal
Dep Asst Secretary (Contracting)	Maj Gen J D Slinkard
Director (Tactical Programs)	Maj Gen J W Ralston
Director (Strategic, SOF & Airlift Programs)	Maj Gen S B Croker
Director (Test & Evaluation)	Mr C G Jones
Director (Space & Strategic Initiative Programs)	Maj Gen D G Hard
Director (Science & Technology)	Brig Gen S P Condon (Acting)

**AIR FORCE PROGRAM EXECUTIVE OFFICE ORGANIZATION**

Air Force Acquisition Executive	Honorable J J Welch Jr
AFPEO for Strategic Programs	Vacant
AFPEO for Information Systems	Mr R Majore
AFPEO for Career Management	Vacant
AFPEO for Tactical & Airlift Programs	Maj Gen E P Barry, Jr
AFPEO for Space Programs	Brig Gen G A Schnelzer
AFPEO for C3 Programs	Brig Gen K R Israel
AFPEO for Tactical Strike Programs	Maj Gen S M McElroy
Program Dir, B-2	Maj Gen R M Scofield

**OFFICE OF THE ASSISTANT SECRETARY (SPACE)**

The Assistant Secretary	Honorable M C Faga
Principal Deputy Assistant Secretary	Mr J D Hill
Deputy Assistant Secretary (Space Plans & Policy)	Mr R M McCormick
Director (Space Systems)	Brig Gen D R Walker

**OFFICE OF THE GENERAL COUNSEL**

The General Counsel	Ms A C Petersen
---------------------	-----------------

**OFFICE OF THE INSPECTOR GENERAL**

The Inspector General	Lt Gen B C Hoemer
Deputy Inspector General	Brig Gen H H Rhoden

**OFFICE OF THE ADMINISTRATIVE ASSISTANT TO THE SECRETARY**

The Administrative Assistant	Mr R J McCormick
------------------------------	------------------

**OFFICE OF THE AUDITOR GENERAL**

The Auditor General	Mr J W Boddie
Deputy Auditor General	Brig Gen G E Hahn

**OFFICE OF LEGISLATIVE LIAISON**

The Director	Brig Gen B M Dula
Deputy Director	Brig Gen J O McFalls III

**TABLE X-1 (CONT'D)**

**KEY PERSONNEL, DEPARTMENT OF THE AIR FORCE 1/  
(As of 1 April 1991, Unless Otherwise Noted)**

**THE AIR STAFF**

**OFFICE OF THE CHIEF OF STAFF**

The Chief of Staff	Gen M A McPeak
Vice Chief of Staff	Gen (S) M P C Carne
Asst Vice Chief of Staff	Lt Gen C A May Jr
Chief Master Sergeant of the Air Force	CMSgt J C Binnicker
Chief Scientist	Dr R W Selden
Chairman, USAF Scientific Advisory Board	Dr R W Lucky
Chief of Chaplains	Maj Gen J P McDonough
Deputy Chief of Staff (Logistics)	Lt Gen H Viccellio Jr
Deputy Chief of Staff (Personnel)	Lt Gen T J Hickey
Deputy Chief of Staff (Plans & Operations)	Lt Gen M A Neleon
Deputy Chief of Staff (Productivity & Programs)	Lt Gen R L Rutherford
Chief of Staff (C3 & Computers)	Lt Gen R H Ludwig
Assistant Chief of Staff (Intelligence)	Maj Gen J R Clapper Jr
Assistant Chief of Staff (Studies & Analyses)	Maj Gen G B Harrison
AF Historian	Dr R H Kohn
Chief of Security Police	Brig Gen F K Martin
The Civil Engineer	Maj Gen J A Ahearn
Director, Manpower and Organization	Maj Gen E H Fischer
Director, Programs & Evaluation	Brig Gen R E Eberhart
Director, Morale, Welfare and Recreation	Col N G Lezy
Director, Safety	Vacant

**OFFICE OF THE NATIONAL GUARD BUREAU (ARMY & AIR FORCE)**

The Chief, National Guard Bureau	Lt Gen J B Conaway
Vice Chief, National Guard Bureau	Maj Gen W A Navas, Jr (USA)
Director, Air National Guard	Maj Gen P G Killey

**OFFICE OF THE AIR FORCE RESERVE**

The Chief, Air Force Reserve	Maj Gen J J Clooner III
Deputy to the Chief	Brig Gen W W Whaley

**OFFICE OF THE JUDGE ADVOCATE GENERAL**

The Judge Advocate General	Maj Gen K E Nelson
Deputy Judge Advocate General	Maj Gen D C Morehouse

**OFFICE OF THE SURGEON GENERAL**

The Surgeon General	Lt Gen M B Miller
The Deputy Surgeon General	Maj Gen J G Sanders

**TABLE X-1 (CONT'D)**

**KEY PERSONNEL, DEPARTMENT OF THE AIR FORCE 1/  
(As of 1 April 1991, Unless Otherwise Noted)**

**FIELD OPERATING AGENCIES (INCL AFRES)**

7th Communications Gp	Col W B Rankin
AF Audit Agency	Brig Gen G E Hahn
AF Commissary Service	Maj Gen R F Swarts
AF Engineering & Services Ctr	Col M W Nay, Jr
AF Inspection & Safety Ctr	Maj Gen A K Davison
AF Intelligence Agency	Brig Gen B J Bingham
AF Legal Services Ctr	Col T L Hemingway
AF Center for Studies & Analyses	Col T A Cardwell III
AF Civilian Personnel Management Ctr	Mr P L Schittulli
AF Communications Agency	Maj Gen J S Fairfield
Office of Special Investigations	Brig Gen F R Dillon
AF Morale, Welfare & Recreation Ctr	Col R D Sheetz
AF Program Executive Office	Hon J J Welch, Jr
AF Reserve	Maj Gen J J Cloener III
AF Review Boards Office	Mr J G Lineberger
AF Safety Ctr	Vacant
Air Weather Service	Col G L Frederick
AF Management Engineering Agency	Col R W Blake
AF Military Personnel Ctr	Maj Gen B J Boles
AF Office of Medical Support	Col C W B Morrison
AF Office of Security Police	Col F L Martin
AF Office of Special Investigations	Brig Gen F R Dillon
AF Reserve Personnel Ctr	Col J C Ramsey Jr
AF News Ctr	Col P F Heye
AF Combat Operations Staff	Lt Gen M A Nelson
AF Cost Center	Col R S Bowen
AF Technical Applications Ctr	Col J A Jaeger
USAF Historical Research Ctr	Col E V Converse III
<b>AIR FORCE RESERVE</b>	
The Commander	Maj Gen J J Cloener III
DCS, Logistics	Col A H Bruce
DCS, Operations	Col J W Blair Jr
DCS, Plans	Brig Gen J F Harvey
4th Air Force	Brig Gen J E Sherrard
302 Tactical Airlift Wing	Col R J Winner
349th Military Airlift Wing (Associate)	Col K T Reiling
403rd Tactical Airlift Wing	Brig Gen J L Campbell
433rd Military Airlift Wing	Col M J Quarnaccio
440th Tactical Airlift Wing	Col M R Lee
10th Air Force	Brig Gen D R Smith
301st Tactical Fighter Wing	Brig Gen W H Lawson
419th Tactical Fighter Wing	Brig Gen F S Winebarger
434th Air Refueling Wing	Vacant

**TABLE X-1 (CONT'D)**

**KEY PERSONNEL, DEPARTMENT OF THE AIR FORCE 1/  
(As of 1 April 1991, Unless Otherwise Noted)**

**FIELD OPERATING AGENCIES (CONT'D)**

**AIR FORCE RESERVE (CONT'D)**

442nd Tactical Fighter Wing	Col J A Bradley
452nd Air Refueling Wing	Col M J Peters
482nd Tactical Fighter Wing	Col J L Turner
917th Tactical Fighter Wing	Brig Gen W D Tracy
14th Air Force	Maj Gen D R Baumler
94th Tactical Airlift Wing	Col T G Whitnell
439th Tactical Airlift Wing	Brig Gen F D Walker
459th Military Airlift Wing	Vacant
514th Military Airlift Wing (Associate)	Col J D Copenhaver

**DIRECT REPORTING UNITS**

AF District of Washington	Brig Gen J L Vick
USAF Academy	Lt Gen C R Hamm
AF Operational Test & Evaluation Ctr	Maj Gen P D Robinson

**MAJOR COMMANDS**

**AIR FORCE LOGISTICS COMMAND**

The Commander	General C C McDonald
Aerospace Guidance & Metrology Ctr	Col D B Flournoy
Aerospace Maintenance & Regeneration Ctr	Col B E Rianda
AF Contract Law Center	Brig Gen N Sklute
Acquisition Logistics	Brig Gen L E Curtis III
AFLC Cataloging & Standardization Ctr	Col T L Kehoe Jr
AFLC Inspection Safety Center	Col L R Powell
AFLC International Logistics Ctr	Brig Gen O K Habedank
AFLC Logistics Management Systems Ctr	Brig Gen J F Phillips
AFLC Support Center, Europe	Col W R Peacock
Ogden Air Logistics Ctr	Maj Gen D W Thompson, Jr
Oklahoma City Air Logistics Ctr	Maj Gen J K Spiere
Sacramento Air Logistics Ctr	Maj Gen M D Pavich
San Antonio Air Logistics Ctr	Maj Gen R D Smith
Warner Robins Air Logistics Ctr	Maj Gen R F Gillis
Wright-Patterson Contracting Center	Col R Haesebrock
USAF Medical Ctr, Wright-Patterson	Col J A Anderson
USAF Museum	Mr R L Uppstrom
2750 Air Base Wing	Col W B Orellana

**AIR FORCE SPECIAL OPERATIONS COMMAND**

The Commander	Maj Gen T E Eggers
---------------	--------------------

**AIR FORCE SYSTEMS COMMAND**

The Commander	General R W Yates
Aeronautical Systems Div	Lt Gen T R Ferguson, Jr
Electronic Systems Div	Lt Gen G E Fornell
Space Systems Div	Lt Gen D L Cromer

**TABLE X-1 (CONT'D)**

**KEY PERSONNEL, DEPARTMENT OF THE AIR FORCE 1/  
(As of 1 April 1991, Unless Otherwise Noted)**

**MAJOR COMMANDS (CONT'D)**

**AIR FORCE SYSTEMS COMMAND (CONT'D)**

Human Systems Div	Brig Gen G K Anderson
AF Development Test Ctr	Maj Gen K E Staten
Foreign Technology Div	Col F C Gideon Jr
AF Flight Test Ctr	Maj Gen J P Schoeppner, Jr
Arnold Engineering Development Ctr	Col R H Roellig
Ballistic Missile Organization	Brig Gen R G Tourino
National Aerospace Plane Joint Program Office	Mr R T Barthelemy

**AIR TRAINING COMMAND**

The Commander	Lt Gen J W Ashy
AF Reserve Officers Training Corps	Brig Gen R G Tornow
AF Military Training Ctr	Maj Gen D C Reed
Chanute Technical Training Ctr	Maj Gen L E Day
Goodfellow Technical Training Ctr	Col J A Maxwell Jr
Keesler Technical Training Ctr	Maj Gen P A Harvey
Lowry Technical Training Ctr	Maj Gen F R Nelson
Sheppard Technical Training Ctr	Maj Gen D C Tabor
San Antonio Real Property Maint Agency	Col L P Zych
USAF Recruiting Service	Brig Gen J J Salvadore
Officer Training School	Col S B Richards
Community College of the Air Force	Col R A Gregory
12th Flying Training Wing	Col L W Newton
14th Flying Training Wing	Col J A Higham
47th Flying Training Wing	Col W Grosvenor
64th Flying Training Wing	Col W C Henry
71st Flying Training Wing	Col D F Craigie
80th Flying Training Wing	Col W B Mitchell
82nd Flying Training Wing	Col K B Anderson
323rd Flying Training Wing	Col J R Morrison Jr
3636th Combat Crew Training Wing (Survival)	Col D R Lloyd
Wilford Hall USAF Medical Ctr	Maj Gen E R Anderson, Jr

**AIR UNIVERSITY**

The Commander	Lt Gen C G Boyd
Air War College	Maj Gen C D Link
Air Command & Staff College	Brig Gen P J Ford
AF Institute of Technology	Brig Gen S R Boyd
AF Chaplain School	Col A A Hockaday
AU Ctr for Aero Doctrine, Research & Education	Col J B Same
AU Library	Mr R N Lane
Civil Air Patrol (USAF)	Col J M Nall
Extension Course Institute	Col F H Frost II

**TABLE X-1 (CONT'D)****KEY PERSONNEL, DEPARTMENT OF THE AIR FORCE 1/  
(As of 1 April 1991, Unless Otherwise Noted)****MAJOR COMMANDS (CONT'D)****AIR UNIVERSITY (CONT'D)**

Ctr for Professional Development	Col G A Kendrick
AF Logistics Management Ctr	Col R G Stafford
Squadron Officers School	Col L W Lord
USAF Regional Hospital, Maxwell	Col R Jones
USAF Senior NCO Academy	CMSgt F T Guidas Jr
3800th Air Base Wing	Col D J Vogl

**ELECTRONIC SECURITY COMMAND**

The Commander	Maj Gen G W O'Shaughnessy
Electronic Security Division, Europe	Col P M Murphy
Electronic Security Division, Pacific	Col J A Jaeger
Electronic Security Division, Continental	Col J P Burchfield
AF Electronic Warfare Center	Col S S Peacock
AF Cryptologic Support Center	Col R L Reavis
6940th Electronic Security Wing	Col J L Bowers

**MILITARY AIRLIFT COMMAND**

The Commander	Gen H T Johnson
21st Air Force	Maj Gen P E Landers, Jr
322nd Airlift Div	Brig Gen J L Hobson, Jr
22nd Air Force	Maj Gen R J Trzaskoma
834th Airlift Division	Brig Gen J F Hinkel
Aerospace Audiovisual Service	Col T E Diamond
USAF Airlift Ctr	Col T A Linn
USAF Medical Center, Scott	Col P K Carlton Jr

**PACIFIC AIR FORCES**

The Commander	Gen J V Adams
5th Air Force	Lt Gen J B Davis
7th Air Force	Lt Gen R R Fogleman
11th Air Force	Lt Gen T G McInerney
13th Air Force	Maj Gen W A Studer
15th Air Base Wing	Col D A Lyon

**AIR FORCE SPACE COMMAND**

The Commander	Lt Gen T S Moorman, Jr
9th Space Div	Brig Gen J R Morrell

**STRATEGIC AIR COMMAND**

The Commander	Gen G L Butler
1st Strategic Aerospace Div	Col T E Kuenning
8th Air Force	Lt Gen E G Shuler Jr

**TABLE X-1 (CONT'D)**

**KEY PERSONNEL, DEPARTMENT OF THE AIR FORCE 1/  
(As of 1 April 1991, Unless Otherwise Noted)**

**MAJOR COMMAND (CONT'D)**

**STRATEGIC AIR COMMAND (CONT'D)**

7th Air Div	Brig Gen K L Hagemann, Sr
42nd Air Div	Brig Gen P P Caruana
Strategic Warfare Ctr	Brig Gen T A Wolfe
15th Air Force	Lt Gen R D Beckel
3rd Air Div	Maj Gen D J Pederson
14th Air Div	Brig Gen L A Mitchell
40th Air Div	Brig Gen T E Rinebarger
57th Air Div	Brig Gen M L Lillard III

**TACTICAL AIR COMMAND**

The Commander	Gen J M Loh
1st Air Force	Maj Gen R A Pierson
Air Forces, Iceland	Col W A Payne
USAF Air Defense Weapons Ctr	Maj Gen L P Brown, Jr
9th Air Force	Lt Gen C A Horner
56th Tactical Training Wing	Brig Gen B Nelson, Jr
12th Air Force	Vacant
Air Forces Panama	Brig Gen D Oakes
832nd Air Div	Brig Gen R T Browning
833rd Air Div	Brig Gen T E Harrell
836th Air Div	Brig Gen E D Santarelli
28th Air Div	Brig Gen W J Ball
USAF Tactical Air Warfare Ctr	Maj Gen J A Corder
USAF Tactical Fighter Weapons Ctr	Maj Gen B G McCoy
57th Fighter Weapons Wing	Brig Gen W T West

**UNITED STATES AIR FORCES IN EUROPE**

The Commander	Gen R C Oaks
3rd Air Force	Maj Gen M A Anderson
16th Air Force	Maj Gen G A Daniel
The United States Logistics Group	Maj Gen R R Rohatsch, Jr
17th Air Force	Maj Gen J E Chambers
65th Air Div	Brig Gen G A Proffitt II
316th Air Div	Brig Gen R T Swope

**Footnote:**

1/ Inclusion or exclusion of a position from this roster has no official bearing on the incumbent's, or his or her unit's relative importance to the USAF mission. For a more detailed listing of positions within the Air Force, consult "The USAF Roster of Key Personnel," prepared by AFMPC/DPMDS15, Randolph AFB, TX 78150-6001.

OPRs: Military (Active) Generals: AF/DPG, Mr J Service, Ext 44677, 4E212.  
 Military (Active) Colonels: AFMPC/DPMO, Maj Skaer/Me C Brown, DSN 487-6195.  
 Military (Reserve): AF/REPS, Capt V Monti/MSgt G L Paich, Ext 59752, BF655.  
 Civilian: SAF/AAA, Ms K L Peyton, Ext 71162, 4C882.

**TABLE X-2**

**KEY CONGRESSIONAL COMMITTEE MEMBERS  
(As of April, 1991)**

**SENATE APPROPRIATIONS COMMITTEE**

**DEMOCRATS**

Byrd, Robert C. (WV) Chmn.  
Inouye, Daniel K. (HI)  
Hollings, Ernest F. (SC)  
Johnston, J. Bennett, Jr. (LA)  
Burdick, Quentin N. (ND)  
Leahy, Patrick J. (VT)  
Sasser, James R. (TN)  
DeConcini, Dennis (AZ)

Bumpers, Dale (AR)  
Lautenberg, Frank (NJ)  
Harkin, Tom (IA)  
Mikuleki, Barbara (MD)  
Reid, Harry (NV)  
Adams, Brock (WA)  
Fowler, Wyche Jr. (GA)  
Kerrey, Robert (NE)

**REPUBLICANS**

Hatfield, Mark O. (OR)  
Stevens, Ted (AK)  
Garn, Jake (UT)  
Cochran, Thad (MS)  
Kasten, Robert, Jr. (WI)  
D'Amato, Alfonse M. (NY)  
Rudman, Warren (NH)

Specter, Arlen (PA)  
Domenici, Pete (NM)  
Nickles, Don (OK)  
Gramm, Phil (TX)  
Bond, Christopher (MO)  
Gorton, Slade (WA)

**SENATE DEFENSE SUBCOMMITTEE**

**DEMOCRATS**

Inouye, Daniel K. (HI) Chmn.  
Hollings, Ernest F. (SC)  
Johnston, J. Bennett Jr. (LA)  
Byrd, Robert C. (WV)  
Leahy, Patrick (VT)

Sasser, James R. (TN)  
DeConcini, Dennis (AZ)  
Bumpers, Dale (AR)  
Lautenberg, Frank (NJ)  
Harkin, Tom (IA)

**REPUBLICANS**

Stevens, Ted (AK)  
Garn, Jake (UT)  
Kasten, Robert W., Jr. (WI)  
D'Amato, Alfonse M. (NY)

Rudman, Warren (NH)  
Cochran, Thad (MS)  
Specter, Arlen (PA)  
Domenici, Pete (NM)

**TABLE X-2 (CONT'D)**

**KEY CONGRESSIONAL COMMITTEE MEMBERS  
(As of April, 1991)**

**SENATE MILITARY CONSTRUCTION SUBCOMMITTEE**

**DEMOCRATS**

Sasser, James R. (TN) Chmn.  
Inouye, Daniel K. (HI)

Reid, Harry (NV)  
Fowler, Wyche Jr (GA)

**REPUBLICANS**

Gramm, Phil (TX)  
Garn, Jake (UT)

Stevens, Ted (AK)

**HOUSE APPROPRIATIONS COMMITTEE**

**DEMOCRATS**

Whitten, Jamie, L. (MS) Chmn.  
Natcher, William H. (KY)  
Smith, Neal (IA)  
Yates, Sidney R. (IL)  
Obey, David R. (WI)  
Roybal, Edward R. (CA)  
Stokes, Louis (OH)  
Bevill, Tom (AL)  
Alexander, Bill (AR)  
Murtha, John P. (PA)  
Traxler, Bob (MI)  
Early, Joseph D. (MA)  
Wilson, Charles (TX)  
Dicke, Norman D. (WA)  
McHugh, Matthew F. (NY)  
Lehman, William (FL)  
Sabo, Martin Olav (MN)  
Dixon, Julian C. (CA)

Fazio, Vic (CA)  
Hefner, W.G. (Bill) (NC)  
AuCoin, Lee (OR)  
Gray, William H. III (PA)  
Dwyer, Bernard J. (NJ)  
Hoyer, Steny H. (MD)  
Carr, Bob (MI)  
Mrazek, Robert J. (NY)  
Durbin, Richard (IL)  
Coleman, Ronald (TX)  
Mollohan, Alan B. (WV)  
Thomas, Robert L. (GA)  
Atkins, Chester G. (MA)  
Chapman, Jim (TX)  
Kaptur, Marcy (OH)  
Smith, Lawrence J. (FL)  
Skaggs, David E. (CO)  
Price, David (NC)  
Pelosi, Nancy (CA)

**TABLE X-2 (CONT'D)**

**KEY CONGRESSIONAL COMMITTEE MEMBERS  
(As of April, 1991)**

**HOUSE APPROPRIATIONS COMMITTEE**

**REPUBLICANS**

McDade, Joseph M. (PA)	Porter, John Edward (IL)
Myers, John T. (IN)	Rogers, Harold (KY)
Miller, Clarence E. (OH)	Skeen, Joe (NM)
Coughlin, Lawrence (PA)	Wolf, Frank (VA)
Young, C. W. (Bill) (FL)	Lowery, Bill (CA)
Regula, Ralph S. (OH)	Weber, Vin (MN)
Pursell, Carl D. (MI)	DeLay, Thomas (TX)
Edwards, Mickey (OK)	Kolbe, Jim (AZ)
Livingston, Robert L. (LA)	Gallo, Dean A. (NJ)
Green, Bill (NY)	Vucanovich, Barbara F. (NV)
Lewis, Jerry (CA)	Lightfoot, Jim (IA)

**HOUSE DEFENSE SUBCOMMITTEE**

**DEMOCRATS**

Murtha, John P. (PA) Chmn.	AuCoin, Les (OR)
Dicks, Norman D. (WA)	Sabo, Martin (MN)
Wilson, Charles (TX)	Dixon, Julian C. (CA)
Hefner, W.G. (Bill) (NC)	Dwyer, Bernard (NJ)

**REPUBLICANS**

MaDade, Joseph M. (PA)	Livingston, Robert L. (LA)
Young, C.W. Bill (FL)	Lewis, Jerry (CA)
Miller, Clarence E. (OH)	

**HOUSE MILITARY CONSTRUCTION SUBCOMMITTEE**

**DEMOCRATS**

Hefner, W.G. (Bill)(NC) Chmn.	Bevill, Tom (AL)
Alexander, Bill (AR)	Wilson, Charles (TX)
Thomas, Robert L. (GA)	Dicks, Norman (WA)
Coleman, Ronald (TX)	Fazio, Vic (CA)

**TABLE X-2 (CONT'D)**

**KEY CONGRESSIONAL MEMBERS  
(As of April, 1991)**

**HOUSE MILITARY CONSTRUCTION SUBCOMMITTEE**

**REPUBLICANS**

Lowery, Bill (CA)  
Edwards, Mickey (OK)

DeLay, Thomas (TX)  
Lightfoot, Jim (IA)

**SENATE ARMED SERVICES COMMITTEE**

**DEMOCRATS**

Nunn, Sam (GA) Chmn.  
Exon, J. James (NE)  
Levin, Carl (MI)  
Kennedy, Edward M. (MA)  
Bingaman, Jeff (NM)  
Dixon, Alan J. (IL)

Glenn, John (OH)  
Gore, Al (TN)  
Wirth, Tim (CO)  
Shelby, Richard (AL)  
Byrd, Robert C. (WV)

**REPUBLICANS**

Warner, John W. (VA)  
Thurmond, Strom (SC)  
Cohen, William S. (ME)  
McCain, John (AZ)  
Wallop, Malcolm (WY)

Lott, Trent (MS)  
Coats, Dan (IN)  
Mack, Connie (FL)  
Smith, Robert C. (NH)

**SENATE STRATEGIC FORCES & NUCLEAR DETERRENCE SUBCOMMITTEE**

**DEMOCRATS**

Exon, J. James (NE) Chmn.  
Levin, Carl (MI)  
Kennedy, Edward M. (MA)

Bingaman, Jeff (NM)  
Glenn, John (OH)  
Gore, Albert (TN)

**REPUBLICANS**

Thurmond, Strom (SC)  
Cohen, William S. (ME)  
Wallop, Malcolm (WY)

Lott, Trent (MS)  
Smith, Robert C. (NH)

**TABLE X-2 (CONT'D)**

**KEY CONGRESSIONAL MEMBERS  
(As of April, 1991)**

**SENATE READINESS, SUSTAINABILITY & SUPPORT SUBCOMMITTEE**

**DEMOCRATS**

Dixon, Alan J. (IL) Chmn.  
Levin, Carl (MI)  
Bingaman, Jeff (NM)

Wirth, Tim (CO)  
Shelby, Richard (AL)

**REPUBLICANS**

Lott, Trent (MS)  
Thurmond, Strom (SC)

Coats, Dan (IN)  
Mack, Connie (FL)

**SENATE MANPOWER & PERSONNEL SUBCOMMITTEE**

**DEMOCRATS**

Glenn, John (OH) Chmn.  
Exon, J. James (NE)

Kennedy, Edward M. (MA)  
Byrd, Robert C. (WV)

**REPUBLICANS**

McCain, John (AZ)  
Wallop, Malcolm (WY)

Smith, Robert C. (NH)

**SENATE DEFENSE INDUSTRY & TECHNOLOGY SUBCOMMITTEE**

**DEMOCRATS**

Bingaman, Jeff (NM) Chmn.  
Gore, AL (TN)

Wirth, Tim (CO)  
Byrd, Robert C. (WV)

**REPUBLICANS**

Coats, Dan (IN)  
Mack, Connie (FL)

Smith, Robert C. (NH)

**TABLE X-2 (CONT'D)**

**KEY CONGRESSIONAL MEMBERS  
(As of April, 1991)**

**SENATE CONVENTIONAL FORCES & ALLIANCE DEF SUBCOMMITTEE**

**DEMOCRATS**

Levin, Carl (MI) Chmn.  
Dixon, Alan J (IL)  
Glenn, John (OH)

Wirth, Tim (CO)  
Shelby, Richard (AL)  
Byrd, Robert C. (WV)

**REPUBLICANS**

Wallop, Malcolm (WY)  
Thurmond, Strom (SC)  
Cohen, William (ME)

McCain, John (AZ)  
Coats, Dan (IN)

**SENATE PROJECTION FORCES & REGIONAL DEFENSE SUBCOMMITTEE**

**DEMOCRATS**

Kennedy, Edward M. (MA) Chmn.  
Exon, J. James (NE)  
Dixon, Alan (IL)

Gore, AL (TN)  
Shelby, Richard (AL)

**REPUBLICANS**

Cohen, William (ME)  
McCain, John (AZ)

Lott, Trent (MS)  
Mack, Connie (FL)

**SENATE BUDGET COMMITTEE**

**DEMOCRATS**

Sasser, Jim (TN) Chmn.  
Hollings, Ernest (SC)  
Johnston, J. Bennett (LA)  
Riegle, Donald W., Jr. (MI)  
Exon, J. James (NE)  
Lautenberg, Frank (NJ)

Simon, Paul (IL)  
Sanford, Terry (NC)  
Wirth, Tim (CO)  
Fowler, Wyche (GA)  
Conrad, Kent (ND)  
Dodd, Christopher (CT)

**TABLE X-2 (CONT'D)**

**KEY CONGRESSIONAL MEMBERS**  
(As of April, 1991)

**SENATE BUDGET COMMITTEE (CONT'D)**

**REPUBLICANS**

Domenici, Pete V. (NM)	Gramm, Phil (TX)
Symms, Steven (ID)	Bond, Christopher (MO)
Grassley, Charles E. (IA)	Brown, Hank (CO)
Kasten, Robert W., Jr. (WI)	Lott, Trent (MS)

**HOUSE BUDGET COMMITTEE**

**DEMOCRATS**

Panetta, Leon (CA) Chmn.	Wise, Bob (WV)
Gephardt, Richard (MO)	Bryant, John (TX)
Oberstar, James (MN)	Spratt, John M. (SC)
Guarini, Frank (NJ)	Pease, Donald J. (OH)
Durbin, Richard (IL)	Stenholm, Charles W. (TX)
Espy, Mike (MS)	Matsui, Robert T. (CA)
Kildee, Dale E. (MI)	Frank, Barney (MA)
Beilenson, Anthony (CA)	Cooper, Jim (TN)
Huckaby, Jerry (LA)	Slaughter, Louise (NY)
Sabo, Martin O. (MN)	Payne, Lewis F., Jr. (VA)
Dwyer, Bernard J. (NJ)	Parker, Mike (MS)
Berman, Howard L. (CA)	

**REPUBLICANS**

Gradison, Willis D., Jr. (OH)	Kasich, John R. (OH)
McMillan, Alex (NC)	Bentley, Helen D. (MD)
Thomas, William (CA)	Dannemeyer, William (CA)
Rogers, Harold (KY)	Miller, John (WA)
Armey, Dick (TX)	Kolbe, Jim (AZ)
Houghton, Amory (NY)	Shays, Chris (CT)
McCrery, Jim (LA)	Santorum, John (PA)

**TABLE X-2 (CONT'D)**

**KEY CONGRESSIONAL COMMITTEE MEMBERS  
(As of April, 1991)**

**HOUSE ARMED SERVICES COMMITTEE**

**DEMOCRATS**

Aspin, Les (WI) Chmn.  
Bennett, Charles E. (FL)  
Montgomery, G.V. (Sonny)(MS)  
Dellums, Ronald V. (CA)  
Schroeder, Patricia (CO)  
Byron, Beverly B. (MD)  
Mavroules, Nicholas (MA)  
Hutto, Earl D. (FL)  
Skelton, Ike (MO)  
McCurdy, Dave (OK)  
Foglietta, T.M. (PA)  
Hertel, Dennis M. (MI)  
Lloyd, Marilyn B. (TN)  
Sisisky, Norman (VA)  
Ray, Richard (GA)  
Spratt, John M., Jr. (SC)  
McCloskey, Frank (IN)

Ortiz, Solomon P. (TX)  
Darden, George (GA)  
Bustamante, Albert G. (TX)  
Boxer, Barbara (CA)  
Hochbrueckner, George (NY)  
Pickett, Owen (VA)  
Lancaster, H. Martin (NC)  
Evans, Lane (IL)  
Bilbray, James (NV)  
Tanner, John (TN)  
McNulty, Michael (NY)  
Browder, Glen (AL)  
Taylor, Gene (MS)  
Abercrombie, Neil (HI)  
Andrews, Thomas H. (ME)  
Edwards, Chet (TX)

**REPUBLICANS**

Dickinson, William L. (AL)  
Spence, Floyd (SC)  
Stump, Bob (AZ)  
Hopkins, Larry J. (KY)  
Davis, Robert W. (MI)  
Hunter, Duncan L. (CA)  
Martin, David O'B. (NY)  
Kasich, John R. (OH)  
Bateman, Herbert (VA)  
Blaz, Ben (GU)  
Ireland, Andy (FL)

Hansen, James V. (UT)  
Weldon, Curt (PA)  
Kyl, Jon (AZ)  
Ravenel, Arthur (SC)  
Dornan, Robert (CA)  
Hefley, Joel (CO)  
McCrery, Jim (LA)  
Machtley, Ronald (RI)  
Saxton, James H. (NJ)  
Cunningham, Randy (Duke) (CA)  
Franks, Gary (CT)

**TABLE X-2 (CONT'D)**

**KEY CONGRESSIONAL COMMITTEE MEMBERS  
(As of April, 1991)**

**HOUSE RESEARCH & DEVELOPMENT SUBCOMMITTEE**

**DEMOCRATS**

Dellums, Ronald (CA) Chmn.  
McCurdy, Dave (OK)  
Foglietta, Thomas (PA)  
Hertel, Dennis (MI)  
Darden, George (GA)  
Boxer, Barbara (CA)  
Hochbrueckner, George (NY)

Browder, Glen (AL)  
Edwards, Don (CA)  
Bennett, Charles (FL)  
Schroeder, Patricia (CO)  
Byron, Beverly B. (MD)

**REPUBLICANS**

Davis, Robert W. (MI)  
Stump, Bob (AZ)  
Hunter, Duncan (CA)  
Kyl, Jon L. (AZ)  
Dornan, Robert (CA)

Hansen, James V. (UT)  
McCrery, Jim (LA)  
Cunningham, Randy (CA)  
Blaz, Ben (GU)

**HOUSE PROCUREMENT & MILITARY NUCLEAR SYS SUBCOMMITTEE**

**DEMOCRATS**

Aspin, Les (WI) Chmn.  
Skelton, Ike (MO)  
Lloyd, Marilyn L. (TN)  
Sisisky, Norman (VA)  
Ray, Richard (GA)  
Spratt, John Jr. (SC)  
McCloskey, Frank (IN)

Bustamante, Albert (TX)  
Evans, Lane (IL)  
Bilbray, James (NV)  
Tanner, John (TN)  
McNulty, Michael (NY)  
Taylor, Gene (MS)

**REPUBLICANS**

Dickinson, William (AL)  
Hopkins, Larry (KY)  
Blaz, Ben (GU)  
Ireland, Andy (FL)  
Kasich, John (OH)

Martin, David (NY)  
Weldon, Curt (PA)  
Hefley, Joel (CO)  
Saxton, James (NJ)

**TABLE X-2 (CONT'D)**

**KEY CONGRESSIONAL COMMITTEE MEMBERS**  
*(As of April, 1991)*

**HOUSE MILITARY PERSONNEL & COMPENSATION SUBCOMMITTEE**

**DEMOCRATS**

Byron, Beverly (MD) Ch-woman  
Montgomery, G.V. (MS)  
Skelton, Ike (MO)  
Hertel, Dennis (MI)  
Lloyd, Marilyn (TN)

Bustamante, Albert (TX)  
Boxer, Barbara (CA)  
Hochbrueckner, George (NY)  
Pickett, Owen (VA)  
Lancaster, Martin (NC)

**REPUBLICANS**

Bateman, Herbert (VA)  
Ravenel, Arthur (SC)  
Franks, Gary (CT)

Cunningham, Randy (CA)  
Saxton, James (NJ)  
McCrery, Jim (LA)

**HOUSE READINESS SUBCOMMITTEE**

**DEMOCRATS**

Hutto, Earl (FL) Chmn.  
Ray, Richard (GA)  
Ortiz, Solomon (TX)  
Bustamante, Albert (TX)  
Pickett, Owen (VA)

Lancaster, H. Martin (NC)  
Evans, Lane (IL)  
Abercrombie, Neil (HI)  
Bennett, Charles (FL)

**REPUBLICANS**

Kasich, John (OH)  
Franks, Gary (CT)  
Saxton, James (NJ)

Cunningham, Randy (CA)  
Machtley, Ronald (RI)

**HOUSE INVESTIGATIONS SUBCOMMITTEE**

**DEMOCRATS**

Mavroules, Nicholas (MA) Chmn.  
Hertel, Dennis M. (MI)  
Spratt, John, Jr. (SC)  
McCloskey, Frank (IN)  
Darden, George (GA)

Boxer, Barbara (CA)  
Evans, Lane (IL)  
Tanner, John (IN)  
McNulty, Michael (NY)  
Dellums, Ronald V. (CA)

**TABLE X-2 (CONT'D)**

**KEY CONGRESSIONAL COMMITTEE MEMBERS**  
(As of April, 1991)

**HOUSE INVESTIGATIONS SUBCOMMITTEE (CONT'D)**

**REPUBLICANS**

Hopkins, Larry (KY)  
Stump, Bob (AZ)  
Kyl, Jon (AZ)

Ireland, Andy (FL)  
Hefley, Joel (CO)  
Franks, Gary (CT)

**HOUSE MILITARY INSTALLATIONS & FACILITIES SUBCOMMITTEE**

**DEMOCRATS**

Schroeder, Patricia (CO) Ch-Woman  
Montgomery, G.V. (MS)  
McCurdy, Dave (OK)  
Foglietta, Thomas (PA)  
Sisisky, Norman (VA)  
Ortiz, Solomon (TX)

Bilbray, James (NV)  
Browder, Glen (AL)  
Abercrombie, Neil (HI)  
Edwards, Chet (TX)  
Mavroulos, Nicholas (MA)  
Hutto, Earl (FL)

**REPUBLICANS**

Martin, David (NY)  
Dickinson, William (AL)  
Blaz, Ben (GU)  
Spence, Floyd (SC)

Ravenel, Arthur (SC)  
Hansen, James (UT)  
McCrery, Jim (LA)  
Machtley, Ronald (RI)

**HOUSE SEAPOWER & STRATEGIC & CRITICAL MAT'LS SUBCOMMITTEE**

**DEMOCRATS**

Bennett, Chas. (FL) Chmn.  
Foglietta, Thomas (PA)  
Sisisky, Norman (VA)  
Ortiz, Solomon (TX)  
Hochbrueckner, George (NY)

Pickett, Owen (VA)  
Bilbray, James (NV)  
Taylor, Gene (MS)  
Andrews, Michael (TX)  
Hutto, Earl (FL)

**REPUBLICANS**

Spence, Floyd (SC)  
Hunter, Duncan (CA)  
Bateman, Herbert (VA)  
Weldon, Curt (PA)

Blaz, Ben (GU)  
Dornan, Robert (CA)  
Machtley, Ronald (RI)

TABLE X-3

UNCLASSIFIED

DEPARTMENT OF THE AIR FORCE  
FY 1992/1993 PROCUREMENT PROGRAM

EXHIBIT P-1

APPROPRIATION: 3010F AIRCRAFT PROCUREMENT, AIR FORCE

DATE: 04 FEB 1991

LINE NO	ITEM NOMENCLATURE	IDENT CODE	(DOLLARS) FY 1992 UNIT COST	MILLIONS OF DOLLARS								S E C
				FY 1990		FY 1991		FY 1992		FY 1993		
				QUANTITY	COST	QUANTITY	COST	QUANTITY	COST	QUANTITY	COST	
BUDGET ACTIVITY 01: COMBAT AIRCRAFT												
STRATEGIC OFFENSIVE												
1	B-1B (MYP)	B			10.0		20.8		107.9		142.9	U
2	B-2A (MYP)	B	660,238,750	2	(1950.9)	2	(2478.3)	4	(2641.0)	7	(3519.9)	U
	LESS: ADVANCE PROCUREMENT (PY)				(-312.5)		(-424.8)		(-184.9)		(-375.3)	
					1638.4		2053.5		2456.0		3144.6	
3	B-2A (MYP)				424.8		294.9		455.3		463.0	U
	ADVANCE PROCUREMENT (CY)											
TACTICAL FORCES												
4	C-20B	A		2	49.1							U
5	F-15 E	A		36	(1286.1)	36	(1646.1)		(169.7)			U
	LESS: ADVANCE PROCUREMENT (PY)				(-100.7)		(-115.8)					
					1185.4		1530.3		169.7			
6	F-15 E				115.8							U
	ADVANCE PROCUREMENT (CY)											
7	F-16 C/D (MYP)	A	26,562,041	150	(2607.4)	108	(2491.5)	48	(1275.0)	24	(912.5)	U
	LESS: ADVANCE PROCUREMENT (PY)				(-258.9)		(-654.6)		(-201.8)		(-125.0)	
					2348.5		1837.0		1073.2		787.4	
8	F-16 C/D (MYP)				556.1		225.2		78.1			U
	ADVANCE PROCUREMENT (CY)											
OTHER COMBAT AIRCRAFT												
9	MC-130H - SOF	B		2	169.2							U

X20

\* ITEMS UNDER \$50,000

UNCLASSIFIED

PAGE F-2

TABLE X-3 (CON'T)

UNCLASSIFIED

DEPARTMENT OF THE AIR FORCE  
FY 1992/1993 PROCUREMENT PROGRAM

EXHIBIT P-1

APPROPRIATION: 3010F AIRCRAFT PROCUREMENT, AIR FORCE

DATE: 04 FEB 1991

MILLIONS OF DOLLARS

LINE NO	ITEM NOMENCLATURE	IDENT CODE	(DOLLARS) FY 1992 UNIT COST	FY 1990		FY 1991		FY 1992		FY 1993		S E C
				QUANTITY	COST	QUANTITY	COST	QUANTITY	COST	QUANTITY	COST	
10	AC-130U GUNSHIP - SOF LESS: ADVANCE PROCUREMENT (PY)	B		5	(264.9) (-28.5)							U
					235.4							
	TOTAL COMBAT AIRCRAFT				6,732.7		5,961.7		4,340.1		4,538.0	
BUDGET ACTIVITY 02: AIRLIFT AIRCRAFT												
TACTICAL AIRLIFT												
11	C-17 (MYP) LESS: ADVANCE PROCUREMENT (PY)	B	372,533,833	4	(1198.2) (-99.9)			6	(2235.2) (-460.0)	12	(3404.0)U (-222.4)	
					1098.4				1775.2		3181.6	
12	C-17 (MYP) ADVANCE PROCUREMENT (CY)				99.7		460.0		222.4		512.4	U
OTHER AIRLIFT												
13	C-27A	B		5	83.2	5	79.5					U
14	C-130H LESS: ADVANCE PROCUREMENT (PY)	A	30,684,875	12	(258.2)			8	(245.5)	12	(377.5)U (-120.4)	
					258.2				245.5		257.1	
15	C-130H ADVANCE PROCUREMENT (CY)								120.4		125.2	U
16	HC-130H	B		1	42.6							U
	TOTAL AIRLIFT AIRCRAFT				1,582.0		539.5		2,363.5		4,076.3	

X21

\* ITEMS UNDER \$50,000

UNCLASSIFIED

PAGE F-3

TABLE X-3 (CON'T)

UNCLASSIFIED

DEPARTMENT OF THE AIR FORCE  
FY 1992/1993 PROCUREMENT PROGRAM

EXHIBIT P-1

APPROPRIATION: 3010F AIRCRAFT PROCUREMENT, AIR FORCE

DATE: 04 FEB 1991

LINE NO	ITEM NOMENCLATURE	IDENT CODE	(DOLLARS) FY 1992 UNIT COST	MILLIONS OF DOLLARS								S E C
				FY 1990		FY 1991		FY 1992		FY 1993		
				QUANTITY	COST	QUANTITY	COST	QUANTITY	COST	QUANTITY	COST	
BUDGET ACTIVITY 03: TRAINER AIRCRAFT												
17	ENHANCED FLIGHT SCREENER	A	223,105					38	8.5	54	12.8	U
18	TANKER, TRANSPORT, TRAINER SYSTEM	B	4,524,864	14	145.1	28	155.8	37	167.4	37	169.3	U
TOTAL TRAINER AIRCRAFT					145.1		155.8		175.9		182.1	
BUDGET ACTIVITY 04: OTHER AIRCRAFT												
HELICOPTERS												
X22	19 MH-60G	A	3,922,500	24	200.7	4	36.9	6	23.5	10	31.4	U
MISSION SUPPORT AIRCRAFT												
20	CIVIL AIR PATROL A/C	A	73,111	38	2.5	38	1.9	27	2.0	27	2.1	U
OTHER AIRCRAFT												
21	E-8B	B								1	(389.0)	U
	LESS: ADVANCE PROCUREMENT (PY)										(-62.7)	
											326.3	
22	E-8B								62.7		101.5	U
	ADVANCE PROCUREMENT (CY)											
23	VC-137 REPLACEMENT AIRCRAFT	A							7.0	1	34.8	U
TOTAL OTHER AIRCRAFT					203.2		38.8		95.2		496.0	
BUDGET ACTIVITY 05: MODIFICATION OF INSERVICE AIRCRAFT												
STRATEGIC AIRCRAFT												
24	B-2A	A							1.7		10.7	U

\* ITEMS UNDER \$50,000

UNCLASSIFIED

PAGE F-4

TABLE X-3 (CON'T)

UNCLASSIFIED

DEPARTMENT OF THE AIR FORCE  
FY 1992/1993 PROCUREMENT PROGRAM

EXHIBIT P-1

APPROPRIATION: 3010F AIRCRAFT PROCUREMENT, AIR FORCE

DATE: 04 FEB 1991

LINE NO	ITEM NOMENCLATURE	IDENT CODE	(DOLLARS) FY 1992 UNIT COST	MILLIONS OF DOLLARS								S E C
				FY 1990		FY 1991		FY 1992		FY 1993		
				QUANTITY	COST	QUANTITY	COST	QUANTITY	COST	QUANTITY	COST	
25	B-1B	A			51.0		69.8		195.6		195.1	U
26	B-52	A			156.0		35.7		56.9		80.2	U
TACTICAL AIRCRAFT												
27	A-7	A			7.1							U
28	A-10	A			40.0				.4		13.8	U
29	F/RF-4	A			20.8							U
30	F-15	A			204.4		81.5		294.5		345.6	U
X23 31	F-16	A			84.0		123.1		251.0		508.2	U
32	F-111	A			83.8		62.8		74.1		60.1	U
33	TR-1A	A			23.5		18.0		55.1		61.0	U
34	T/AT-37	A			12.2		29.0		14.4		2.0	U
AIRLIFT AIRCRAFT												
35	C-5	A			63.2		64.7		68.5		11.1	U
36	C-9	A			7.2		1.7		1.4		2.1	U
37	C-17A	A							1.6		1.4	U
38	C-21	A			4.3		.1		.1		.1	U
39	C-STOL	A					.1		.6		.1	U
40	C-137	A			1.7		3.1		3.2		12.5	U

\* ITEMS UNDER \$50,000

UNCLASSIFIED

PAGE F-5

TABLE X-3 (CON'T)  
UNCLASSIFIED

DEPARTMENT OF THE AIR FORCE  
FY 1992/1993 PROCUREMENT PROGRAM

EXHIBIT P-1

APPROPRIATION: 3010F AIRCRAFT PROCUREMENT, AIR FORCE

DATE: 04 FEB 1991

LINE NO	ITEM NOMENCLATURE	IDENT CODE	(DOLLARS) FY 1992 UNIT COST	MILLIONS OF DOLLARS								S E C
				FY 1990		FY 1991		FY 1992		FY 1993		
				QUANTITY	COST	QUANTITY	COST	QUANTITY	COST	QUANTITY	COST	
41	C-141 TRAINER AIRCRAFT	A			31.2		26.7		45.2		93.5	U
42	T-38	A			11.2		19.5		29.5		24.1	U
43	T-41 AIRCRAFT	A							.2		.2	U
44	T-43 OTHER AIRCRAFT	A			10.2		.4		9.4		.3	U
45	KC-10A (ATCA)	A			12.1		4.0		3.6		2.7	U
46	C-12	A			3.2		1.2		.2		.2	U
47	C-18	A			.2		.3		.1		.2	U
48	C-20 MODS	A			.2		.2		.1		.1	U
49	VC-25A MOD	A					.2		.2		.2	U
50	C-130	A			95.9		39.7		78.3		92.6	U
51	SOF C130	A			126.9							U
52	C-135	A			605.8		612.4		465.1		372.0	U
53	E-3	A			36.5		19.8		50.9		85.2	U
54	E-4	A			12.1		3.8		6.4		14.6	U
55	E-8	A			.8							U
56	H-3 AIRCRAFT SYSTEM	A			.7							U
57	SOF HH-53	A			31.0							U
58	H-60	A			7.2		5.5		.6		.6	U

\* ITEMS UNDER \$50,000

UNCLASSIFIED

PAGE F-6

TABLE X-3 (CON'T)  
UNCLASSIFIED

DEPARTMENT OF THE AIR FORCE  
FY 1992/1993 PROCUREMENT PROGRAM

EXHIBIT P-1

APPROPRIATION: 3010F AIRCRAFT PROCUREMENT, AIR FORCE

DATE: 04 FEB 1991

LINE NO	ITEM NOMENCLATURE	IDENT CODE	(DOLLARS) FY 1992 UNIT COST	MILLIONS OF DOLLARS								S E C
				FY 1990		FY 1991		FY 1992		FY 1993		
				QUANTITY	COST	QUANTITY	COST	QUANTITY	COST	QUANTITY	COST	
59	MOD INSTALLATIONS	A			640.3							U
60	OTHER AIRCRAFT	A			57.0		23.6		46.9		92.5	U
61	SOF OTHER AIRCRAFT	A			14.3							U
62	OV-10	A			.1							U
	OTHER MODIFICATIONS											
63	CLASSIFIED PROJECTS	A			49.9		66.1		56.3		82.0	U
64	SOF CLASSIFIED PROJECTS	A			9.4							U
	CIVIL RESERVE AIRLIFT FLEET (CRAF)											
X25	65 CIVIL RESERVE AIRLIFT FLEET (CRAF)	A			.9		2.1					U
	TOTAL MODIFICATION OF INSERVICE AIRCRAFT				2,516.0		1,315.1		1,812.1		2,165.1	
	BUDGET ACTIVITY 06: AIRCRAFT SPARES AND REPAIR PARTS											
	AIRCRAFT SPARES + REPAIR PARTS											
	66 SPARES AND REPAIR PARTS	A			3016.7		486.3		984.5		914.8	U
	TOTAL AIRCRAFT SPARES AND REPAIR PARTS				3,016.7		486.3		984.5		914.8	
	BUDGET ACTIVITY 07: AIRCRAFT SUPPORT EQUIPMENT AND FACILITIES											
	COMMON AGE											

\* ITEMS UNDER \$50,000

UNCLASSIFIED

PAGE F-7

TABLE X-3 (CON'T)  
UNCLASSIFIED

DEPARTMENT OF THE AIR FORCE  
FY 1992/1993 PROCUREMENT PROGRAM

EXHIBIT P-1

APPROPRIATION: 3010F AIRCRAFT PROCUREMENT, AIR FORCE

DATE: 04 FEB 1991

LINE NO	ITEM NOMENCLATURE	IDENT CODE	(DOLLARS) FY 1992 UNIT COST	MILLIONS OF DOLLARS								S E C
				FY 1990		FY 1991		FY 1992		FY 1993		
				QUANTITY	COST	QUANTITY	COST	QUANTITY	COST	QUANTITY	COST	
67		A			251.4		325.3		489.3		432.8	U
	INDUSTRIAL RESPONSIVENESS											
68	INDUSTRIAL RESPONSIVENESS				42.8		45.3		11.8		15.9	U
	WAR CONSUMABLES											
69	WAR CONSUMABLES	A					41.3		25.5		28.1	U
	OTHER PRODUCTION CHARGES											
70	OTHER PRODUCTION CHARGES	A			563.4		426.6		445.3		507.7	U
	COMMON ECM EQUIPMENT											
71	COMMON ECM EQUIPMENT				228.8		38.8		192.2		100.0	U
	COMMON SUPPORT - SOF											
72	COMMON GROUND EQUIP	A			55.8							U
	OTHER PRODUCTION CHARGES-SOF											
73	OTHER PRODUCTION CHARGES-SOF	A			9.3							U
	TOTAL AIRCRAFT SUPPORT EQUIPMENT AND FACILITIES				1,151.6		877.3		1,144.1		1,084.5	
	TOTAL AIRCRAFT PROCUREMENT, AIR FORCE				15,347.2		9,374.4		10,915.5		13,456.8	

X26

\* ITEMS UNDER \$50,000

UNCLASSIFIED

PAGE F-8

TABLE X-4  
UNCLASSIFIED

DEPARTMENT OF THE AIR FORCE  
FY 1992/1993 PROCUREMENT PROGRAM

EXHIBIT P-1

APPROPRIATION: 3020F MISSILE PROCUREMENT, AIR FORCE

DATE: 04 FEB 1991

LINE NO	ITEM NOMENCLATURE	IDENT CODE	(DOLLARS) FY 1992 UNIT COST	MILLIONS OF DOLLARS								S E C
				FY 1990		FY 1991		FY 1992		FY 1993		
				QUANTITY	COST	QUANTITY	COST	QUANTITY	COST	QUANTITY	COST	
BUDGET ACTIVITY 01: BALLISTIC MISSILES												
STRATEGIC												
1	PEACEKEEPER (M-X)	B		12	617.3	12	534.5		195.2			U
MISSILE REPLACEMENT EQUIPMENT - BALLIST												
2	MISSILE REPLACEMENT EQ-BALLISTIC	A			50.8		12.4		45.6		44.9	U
TOTAL BALLISTIC MISSILES					668.1		546.9		240.8		44.9	
BUDGET ACTIVITY 02: OTHER MISSILES												
STRATEGIC												
3	ADVANCED CRUISE MISSILE LESS: ADVANCE PROCUREMENT (PY)	B	4,349,900	75	(374.1) (-116.7)	85	(422.9) (-57.0)	120	(522.0) (-88.3)	102	(457.4) (-88.1)	U
					257.5		365.9		433.7		389.3	
4	ADVANCED CRUISE MISSILE ADVANCE PROCUREMENT (CY)				57.0		88.3		68.1		60.8	U
5	HAVE FLAG	A										U
6	HAVE NAP	A	1,083,187	22	23.4	26	25.8	32	34.7			U

X27

\* ITEMS UNDER \$50,000

UNCLASSIFIED

PAGE F-10

TABLE X-4 (CON'T)  
UNCLASSIFIED

DEPARTMENT OF THE AIR FORCE  
FY 1992/1993 PROCUREMENT PROGRAM

EXHIBIT P-1

APPROPRIATION: 3020F MISSILE PROCUREMENT, AIR FORCE

DATE: 04 FEB 1991

LINE NO	ITEM NOMENCLATURE	IDENT CODE	MILLIONS OF DOLLARS								S E C	
			(DOLLARS) FY 1992 UNIT COST	FY 1990		FY 1991		FY 1992		FY 1993		
			QUANTITY	COST	QUANTITY	COST	QUANTITY	COST	QUANTITY	COST		
7	AGM-131A SRAMII LESS: ADVANCE PROCUREMENT (PY)	A		(4.3)		(10.1)		(11.0)	25	(87.4)	U	
				4.3		10.1		11.0		(-6.4)		
8	AGM-131A SRAMII ADVANCE PROCUREMENT (CY)			6.4						6.4	U	
TACTICAL												
9	AIM-9L/M SIDEWINDER	A		.5		.4					U	
10	AGM-130 POWERED GBU-15	A	583,475	28	27.9	48	38.4	120	70.0	149	100.7	U
11	AGM-65D MAVERICK	A		2079	134.4		7.3		5.5			U
12	AGM-88A HARM	A	243,335	578	130.0	120	30.3	465	113.2	901	225.7	U
13	AMRAAM	B	768,432	815	686.1	470	535.3	1000	768.4	1310	867.0	U
TARGET DRONES												
14	TARGET DRONES	A	480,550	49	17.6	103	46.4	60	28.8	124	64.4	U
INDUSTRIAL FACILITIES												
15		A			14.4		16.2					U
MISSILE REPLACEMENT EQUIPMENT - OTHER												
16	MISSILE REPLACEMENT EQ-OTHER	A			3.8		1.1		29.1		29.6	U
17	CLASSIFIED PROGRAM											U
TOTAL OTHER MISSILES					1,363.2		1,165.6		1,595.1		2,248.5	

X28

\* ITEMS UNDER \$50,000.

PAGE F-11

UNCLASSIFIED

TABLE X-4 (CON'T)

UNCLASSIFIED

DEPARTMENT OF THE AIR FORCE  
FY 1992/1993 PROCUREMENT PROGRAM

EXHIBIT P-1

APPROPRIATION: 3020F MISSILE PROCUREMENT, AIR FORCE

DATE: 04 FEB 1991

LINE NO	ITEM NOMENCLATURE	IDENT CODE	(DOLLARS)	MILLIONS OF DOLLARS								S E C
			FY 1992 UNIT COST	FY 1990 QUANTITY	FY 1990 COST	FY 1991 QUANTITY	FY 1991 COST	FY 1992 QUANTITY	FY 1992 COST	FY 1993 QUANTITY	FY 1993 COST	
BUDGET ACTIVITY 03: MODIFICATION OF INSERVICE MISSILES												
-----												
CLASS IV												
18	ADVANCED CRUISE MISSILE	B			14.0		4.7		12.0		11.2	U
19	HAVE NAP	A			1.0				1.7		1.2	U
20	AIM-9 SIDEWINDER	A							.9		31.4	U
21	MM II/III MODIFICATIONS	A			7.8		95.0		144.7		52.4	U
22	AGM-65D MAVERICK	A			10.0		2.9		4.4		1.6	U
X29 23	AGM-88A HARM	A			1.4		1.4		2.1		2.2	U
24	AIR LAUNCH CRUISE MISSILE	A			3.9		3.2		28.0		25.2	U
25	MOD INSTALLATIONS	A			47.4							U
26	PEACEKEEPER (M-X)	B			.8		2.1		2.4		3.0	U
27	MODIFICATIONS UNDER \$2.0M	A			.2				.3		.3	U
TOTAL MODIFICATION OF INSERVICE MISSILES					86.4		109.3		196.5		128.7	
BUDGET ACTIVITY 04: SPARES AND REPAIR PARTS												
-----												
MISSILE SPARES + REPAIR PARTS												
28	SPARES AND REPAIR PARTS	A			174.4		66.6		104.3		98.2	U
TOTAL SPARES AND REPAIR PARTS					174.4		66.6		104.3		98.2	

\* ITEMS UNDER \$50,000

UNCLASSIFIED

PAGE F-12

TABLE X-4 (CON'T)  
UNCLASSIFIED

DEPARTMENT OF THE AIR FORCE  
FY 1992/1993 PROCUREMENT PROGRAM

EXHIBIT P-1

APPROPRIATION: 3020F MISSILE PROCUREMENT, AIR FORCE

DATE: 04 FEB 1991

LINE NO	ITEM NOMENCLATURE	IDENT CODE	(DOLLARS)	MILLIONS OF DOLLARS								S E C
			FY 1992 UNIT COST	FY 1990		FY 1991		FY 1992		FY 1993		
				QUANTITY	COST	QUANTITY	COST	QUANTITY	COST	QUANTITY	COST	
BUDGET ACTIVITY 05: OTHER SUPPORT												
SPACE PROGRAMS												
29	SPACEBORNE EQUIP (COMSEC)	A			20.5		7.6		7.9		8.4	U
30	GLOBAL POSITIONING (MYP) LESS: ADVANCE PROCUREMENT (PY)	A	53,250,250		(42.2)		(99.9)	4	(213.0) (-82.9)	6	(264.7) (-82.3)	U
					42.2		99.9		150.1		202.5	
31	GLOBAL POSITIONING (MYP) ADVANCE PROCUREMENT (CY)						80.8		66.0		59.2	U
32	SPACE SHUTTLE OPERATIONS LESS: ADVANCE PROCUREMENT (PY)	A			(29.1)		(15.1)		(32.0)	2	(167.8) (-37.5)	U
					29.1		15.1		32.0		130.3	
33	SPACE SHUTTLE OPERATIONS ADVANCE PROCUREMENT (CY)						8.0		29.5			U
34	DEF METEOROLOGICAL SAT PROG (MYP) LESS: ADVANCE PROCUREMENT (PY)	A	107,964,000	1	(125.3) (-46.5)	1	(153.1) (-69.0)	2	(215.9) (-107.9)		(7.3)	U
					78.8		84.1		108.1		7.3	
35	DEF METEOROLOGICAL SAT PROG (MYP) ADVANCE PROCUREMENT (CY)				57.0		63.7					U
36	DEFENSE SUPPORT PROGRAM (MYP) LESS: ADVANCE PROCUREMENT (PY)	A		1	(406.7) (-72.4)	1	(398.5) (-72.3)		(71.4) (-5.6)	1	(504.6) (-126.8)	U
					334.3		326.2		65.8		377.8	
37	DEFENSE SUPPORT PROGRAM (MYP) ADVANCE PROCUREMENT (CY)				11.2				126.8		86.3	U
38	DEFENSE SATELLITE COMM SYSTEM (MYP)	A			48.2		63.9		55.7		13.8	U

\* ITEMS UNDER \$50,000

UNCLASSIFIED

PAGE F-13

TABLE X-4 (CON'T)

UNCLASSIFIED

DEPARTMENT OF THE AIR FORCE  
FY 1992/1993 PROCUREMENT PROGRAM

EXHIBIT P-1

APPROPRIATION: 3020F MISSILE PROCUREMENT, AIR FORCE

DATE: 04 FEB 1991

LINE NO	ITEM NOMENCLATURE	IDENT CODE	(DOLLARS) FY 1992 UNIT COST	MILLIONS OF DOLLARS								S E C
				FY 1990		FY 1991		FY 1992		FY 1993		
				QUANTITY	COST	QUANTITY	COST	QUANTITY	COST	QUANTITY	COST	
39	SPACE BOOSTERS (MYP) LESS: ADVANCE PROCUREMENT (PY)	A		3	(241.0) (-61.0)	2	(374.8) (-167.8)		(295.6)		(325.1)	U
					180.0		207.0		295.6		325.1	
40	SPACE BOOSTERS (MYP) ADVANCE PROCUREMENT (CY)				50.3						20.6	U
41	MEDIUM LAUNCH VEHICLE LESS: ADVANCE PROCUREMENT (PY)	A	54,574,000	3	(142.2) (-16.4)	5	(275.7) (-41.3)	4	(218.3) (-35.3)	4	(232.3) (-39.0)	U
					125.8		234.5		183.0		193.3	
42	MEDIUM LAUNCH VEHICLE ADVANCE PROCUREMENT (CY)				41.3		35.3		39.0		46.3	U
SPECIAL PROGRAMS												
43	FOREST GREEN	A			.5		.6		.6		.3	U
44	IONDS (MYP) LESS: ADVANCE PROCUREMENT (PY)	A	13,694,250				(12.9)	4	(54.8) (-15.0)	6	(52.7) (-12.4)	U
							12.9		39.8		40.3	
45	IONDS (MYP) ADVANCE PROCUREMENT (CY)						19.2		12.9		11.5	U
46	SPECIAL PROGRAMS	A			2957.4		2544.7		2419.7		2527.5	U
47	SPECIAL UPDATE PROGRAMS	A			23.5		39.9		72.7		206.1	U
TOTAL OTHER SUPPORT					4,000.2		3,843.4		3,705.1		4,256.5	
TOTAL MISSILE PROCUREMENT, AIR FORCE					6,292.3		5,731.8		5,841.8		6,776.8	

X31

\* ITEMS UNDER \$50,000

UNCLASSIFIED

PAGE F-14

TABLE X-5  
UNCLASSIFIED

DEPARTMENT OF THE AIR FORCE  
FY 1992/1993 PROCUREMENT PROGRAM

EXHIBIT P-1

APPROPRIATION: 3080F OTHER PROCUREMENT, AIR FORCE

DATE: 04 FEB 1991

LINE NO	ITEM NOMENCLATURE	IDENT CODE	(DOLLARS) FY 1992 UNIT COST	MILLIONS OF DOLLARS								S E C
				FY 1990		FY 1991		FY 1992		FY 1993		
				QUANTITY	COST	QUANTITY	COST	QUANTITY	COST	QUANTITY	COST	
BUDGET ACTIVITY 01: MUNITIONS AND ASSOCIATED EQUIPMENT												
ROCKETS + LAUNCHERS												
1	2.75 INCH ROCKET MOTOR	A		65848	15.6	61706	15.8			42506	12.2	U
2	2.75 INCH ROCKET HEAD - WP	A		80080	6.0	53840	4.5					U
3	ITEMS LESS THAN \$2,000,000	A			5.7		6.3		4.6		5.0	U
CARTRIDGES (THOUSANDS)												
4	5.56 MM	A		20155	3.3	27377	6.6					U
5	20 MM COMBAT	A		1342	4.7	1144	6.9			265	2.1	U
6	20MM TRAINING	A		8028	23.1	14418	38.5			8381	26.0	U
7	30 MM TRAINING	A	8,508	7081	47.9	4702	33.7	5216	44.4	5010	44.2	U
8	40MM HE GRENADES	A		190	2.2							U
9	CARTRIDGE CHAFF RR-180	B	10					250800	2.5	251160	2.5	U
10	SIGNAL MK-4 MOD 3	A		1468	1.8	419	.6			542	.8	U
11	CART IMP 3000 FT/LBS	A				2600	6.2			2203	5.1	U
12	ITEMS LESS THAN \$2,000,000	A			8.6		16.0		3.0		2.3	U
BOMBS												
13	MK-82 INERT/BDU-50	A		28916	7.9	70932	23.9			37981	13.8	U
14	BSU-49 INFLATABLE RETARDER	A	362	14962	5.6	35508	14.5	15039	5.5	14192	5.3	U
15	BOMB HARD TARGET 2000LB	A	11,608			1095	12.3	1840	21.4	1826	21.7	U
16	BSU-85 INFLATABLE RETARDER	A	963					14655	14.1	4829	4.8	U

\* ITEMS UNDER \$50,000

UNCLASSIFIED

PAGE F-16

X32

TABLE X-5 (CON'T)

UNCLASSIFIED

DEPARTMENT OF THE AIR FORCE  
FY 1992/1993 PROCUREMENT PROGRAM

EXHIBIT P-1

APPROPRIATION: 3080F OTHER PROCUREMENT, AIR FORCE

DATE: 04 FEB 1991

LINE NO	ITEM NOMENCLATURE	IDENT CODE	(DOLLARS)	MILLIONS OF DOLLARS								S E C		
			FY 1992 UNIT COST	FY 1990 QUANTITY	FY 1990 COST	FY 1991 QUANTITY	FY 1991 COST	FY 1992 QUANTITY	FY 1992 COST	FY 1993 QUANTITY	FY 1993 COST			
17	BOMB AREA DENIAL 1000LB	A						6.1						U
18	LASER BOMB GUIDANCE KIT	A	66,283	155	9.9	587	41.1		265	17.6				U
19	GBU-15	B			1.3		2.9						6.6	U
20	BOMB PRACTICE 25 POUND	A		1610560	24.2	1620960	23.9				1359495		19.9	U
21	BOMB PRACTICE BDU-38	A		974	3.5	1	*							U
22	MK-84 BOMB-EMPTY	A				14528	27.8				11498		23.0	U
23	SKEET/SENSOR FUZED WEAPON	B	1,108,673						98	108.7	232	258.5		U
24	CBU-87(COMBINED EFFECTS MUNITIONS)	A		13500	212.5									U
25	BIGEYE	A			2.5									U
26	ITEMS LESS THAN \$2,000,000	A			1.9		3.7						1.6	U
OTHER ITEMS														
27	FLARE, IR MJU-7B	A	46	120660	4.7	117300	4.4	141411	6.6	114861	7.7			U
28	PARACHUTE FLARE LUU-2 B/B	A		3818	1.7	4146	1.4			3634	1.3			U
29	MJU-23 FLARE	B		5936	6.0	5052	7.3							U
30	MJU-10B	A	50			159540	7.6	147570	7.5	106650	5.6			U
31	SPARES AND REPAIR PARTS	A			7.3		.4		8.0		7.7			U
32	SPECIAL PROGRAMS	A					25.5		14.5		13.1			U
33	MODIFICATIONS	A			1.0		1.4		3.8		.7			U

\* ITEMS UNDER \$50,000

UNCLASSIFIED

PAGE F-17

TABLE X-5 (CON'T)

UNCLASSIFIED

DEPARTMENT OF THE AIR FORCE  
FY 1992/1993 PROCUREMENT PROGRAM

EXHIBIT P-1

APPROPRIATION: 3080F OTHER PROCUREMENT, AIR FORCE

DATE: 04 FEB 1991

LINE NO	ITEM NOMENCLATURE	IDENT CODE	(DOLLARS) FY 1992 UNIT COST	MILLIONS OF DOLLARS								S E C
				-----FY 1990----- QUANTITY	-----FY 1990----- COST	-----FY 1991----- QUANTITY	-----FY 1991----- COST	-----FY 1992----- QUANTITY	-----FY 1992----- COST	-----FY 1993----- QUANTITY	-----FY 1993----- COST	
34	ITEMS LESS THAN \$2,000,000 FUZES	A			11.7		14.8		7.6		7.3	U
35	FMU-139	B	793	34625	25.1	41605	33.4	46461	36.9	43507	35.8	U
36	ITEMS LESS THAN \$2,000,000 OTHER WEAPONS	A			1.3							U
37	81MM MORTAR	A				45	1.2					U
38	SHOTGUN - 12 GAGE	A	261					252	.1			U
39	HOST NATION SUPPORT WEAPONS	A		74	15.5							U
40	SQUAD AUTOMATIC WEAPON	A		1200	2.0	2	*			1004	2.1	U
41	M-16 A2 RIFLE WEAPON	A	502			14161	7.1	13964	7.0	11199	6.0	U
42	9MM COMPACT PISTOL	A	453					600	.3			U
TOTAL MUNITIONS AND ASSOCIATED EQUIPMENT					464.4		395.8		313.9		542.5	
BUDGET ACTIVITY 02: VEHICULAR EQUIPMENT												
PASSENGER CARRYING VEHICLES												
43	SEDAN, 4 DR 4X2	A	12,324	35	.4			108	1.3	100	1.3	U
44	STATION WAGON, 4X2	A		7	.1							U
45	BUS, 28 PASSENGER	A	43,000	19	.7			11	.5	4	.2	U
46	BUS INTERCITY	A		4	.7					2	.4	U
47	BUS, 44 PASSENGER	A	69,076	57	4.5			13	.9	31	2.6	U
48	AMBULANCE, BUS	A		5	.6	1	.1			3	.3	U

\* ITEMS UNDER \$50,000

UNCLASSIFIED

PAGE F-18

TABLE X-5 (CON'T)

UNCLASSIFIED

DEPARTMENT OF THE AIR FORCE  
FY 1992/1993 PROCUREMENT PROGRAM

EXHIBIT P-1

APPROPRIATION: 3080F OTHER PROCUREMENT, AIR FORCE

DATE: 04 FEB 1991

MILLIONS OF DOLLARS

LINE NO	ITEM NOMENCLATURE	IDENT CODE	(DOLLARS) FY 1992 UNIT COST	FY 1990		FY 1991		FY 1992		FY 1993		S E C
				QUANTITY	COST	QUANTITY	COST	QUANTITY	COST	QUANTITY	COST	
49	MODULAR AMBULANCE	A		42	1.9	14	.7					U
50	14-23 PASSENGER BUS	A	37,400	2	.1	4	.1	5	.2	2	.1	U
51	LAW ENFORCEMENT VEHICLE	A	13,799	127	1.5	277	3.8	269	3.7	327	4.6	U
52	ARMORED SEDAN	A	164,500			4	.7	2	.3	4	.7	U
CARGO + UTILITY VEHICLES												
53	TRUCK, STAKE/PLATFORM	A	14,959	361	6.0	306	4.5	372	5.6	200	3.2	U
54	TRUCK, CARGO-UTILITY, 3/4T, 4X4	A	17,076	263	4.1	214	3.6	654	11.2	219	3.9	U
55	TRUCK, CARGO-UTILITY, 1/2T, 4X2	A	15,199	281	3.9	201	3.1	381	5.8	141	2.2	U
56	TRUCK, PICKUP, 1/2T, 4X2	A		14	.2	22	.2					U
57	TRUCK, PICKUP, COMPACT	A				21	.2					U
58	TRUCK MULTI-STOP 1 TON 4X2	A	17,806	732	13.6	305	5.3	605	10.8	211	3.9	U
59	TRUCK, PANEL, 4X2	A	11,511					258	3.0	283	3.2	U
60	TRUCK CARRYALL	A	16,808	219	3.7	330	5.5	649	10.9	219	3.5	U
61	COMMERCIAL UTILITY CARGO VEHICLE	A		1	*							U
62	MEDIUM TACTICAL VEHICLE	A	79,204			47	4.5	93	7.4	77	8.7	U
63	TRUCK TRACTOR, OVER 5T	A	55,981	64	3.1	35	2.1	109	6.1	65	4.0	U
64	TRUCK, DUMP 5 TON	A	40,823	72	2.8	52	1.8	159	6.5	82	3.4	U
65	CAP VEHICLES	A			.8		.8					U

\* ITEMS UNDER \$50,000

UNCLASSIFIED

PAGE F-19

X35

TABLE X-5 (CON'T)

UNCLASSIFIED

DEPARTMENT OF THE AIR FORCE  
FY 1992/1993 PROCUREMENT PROGRAM

EXHIBIT P-1

APPROPRIATION: 3080F OTHER PROCUREMENT, AIR FORCE

DATE: 04 FEB 1991

LINE NO	ITEM NOMENCLATURE	IDENT CODE	(DOLLARS) FY 1992 UNIT COST	MILLIONS OF DOLLARS								S E C
				FY 1990		FY 1991		FY 1992		FY 1993		
				QUANTITY	COST	QUANTITY	COST	QUANTITY	COST	QUANTITY	COST	
66	ITEMS LESS THAN \$2,000,000	A			14.3		13.7		8.7		16.0	U
	SPECIAL PURPOSE VEHICLES											
67	TRUCK, TANK, 1200 GAL	A		117	8.3	25	1.4			60	3.5	U
68	TRUCK TANK FUEL R-11	A	1,611,000	345	33.2			2	3.2			U
69	TRUCK, TANK, FUEL, M-49	A		1	.1	28	2.6					U
70	TRACTOR, A/C TOW, MB-4	A		3	.2							U
71	TRACTOR, TOW, FLIGHTLINE	A		3	.6	316	5.7					U
72	MOBILE MAINT UNIT	A				2	1.3					U
936 73	ITEMS LESS THAN \$2,000,000	A			16.4		18.5		20.3		23.1	U
	FIRE FIGHTING EQUIPMENT											
74	TRUCK CRASH P-19	A	1,450,000	1	1.5			1	1.5			U
75	TRUCK CRASH P-23	A	426,500	54	24.9	56	25.8	10	4.3	48	22.2	U
76	TRUCK WATER P-26 (P-18)	A	118,133	2	2.0			15	1.8	20	2.4	U
77	TRUCK PUMPER P-24	A		36	5.0	25	3.6			19	3.0	U
78	TRUCK PUMPER P-22	A		36	4.4	24	3.0			52	7.1	U
79	ITEMS LESS THAN \$2,000,000	A			1.4		2.1		2.3		3.7	U
	MATERIALS HANDLING EQUIPMENT											
80	TRUCK F/L 4000 LB GED/DED 144 INCH	A	39,656	168	3.4	96	2.5	157	6.2	354	16.0	U
81	TRUCK, F/L 6000 LB	A	31,466	88	2.3	133	3.7	30	.9	122	3.9	U
82	TRUCK, F/L 10,000 LB	A	51,917	144	6.5	287	14.2	193	10.0	48	3.1	U

\* ITEMS UNDER \$50,000

UNCLASSIFIED

PAGE F-20

TABLE X-5 (CON'T)  
UNCLASSIFIED

DEPARTMENT OF THE AIR FORCE  
FY 1992/1993 PROCUREMENT PROGRAM

EXHIBIT P-1

APPROPRIATION: 3080F OTHER PROCUREMENT, AIR FORCE

DATE: 04 FEB 1991

MILLIONS OF DOLLARS

LINE NO	ITEM NOMENCLATURE	IDENT CODE	(DOLLARS)	FY 1990		FY 1991		FY 1992		FY 1993		S E C
			UNIT COST	QUANTITY	COST	QUANTITY	COST	QUANTITY	COST	QUANTITY	COST	
83	25K FORKLIFT	A				2	.5					U
84	25K A/C LOADER	A		10	1.4	41	6.0					U
85	ITEMS LESS THAN \$2,000,000	A			9.0		5.6		5.2		7.5	U
BASE MAINTENANCE SUPPORT												
86	LOADER, SCOOP	A	62,478	162	11.1			46	2.9	35	2.2	U
87	RUNWAY SNOW REMOV AND CLEANING EQUIP	A	120,101	108	6.4	49	4.0	188	22.6	144	10.3	U
88	CRANE, 7-50 TON	A		10	1.7							U
89	EXCAVATOR, DED, PT	A		35	6.0							U
90	SPARES AND REPAIR PARTS	A			3.0		2.6		2.0		2.6	U
91	MODIFICATIONS	A			.2		.8		.6		.6	U
92	ITEMS LESS THAN \$2,000,000	A			9.3		10.8		9.4		16.9	U
TOTAL VEHICULAR EQUIPMENT					221.1		165.4		175.9		189.8	
BUDGET ACTIVITY 03: ELECTRONICS AND TELECOMMUNICATIONS EQUIPMENT												
COMM SECURITY EQUIPMENT(COMSEC)												
93	COMSEC EQUIPMENT	A			79.8		77.0		49.5		61.1	U
94	SPARES AND REPAIR PARTS	A			3.7		4.3		1.1		2.0	U
95	MODIFICATIONS (COMSEC)	A			.2		1.9		.5		.9	U
INTELLIGENCE PROGRAMS												
96	INTELLIGENCE DATA HANDLING SYS	A			2.3		8.7		1.5		2.0	U
97	INTELLIGENCE TRAINING EQUIPMENT	A			12.0		7.4		7.1		4.4	U

\* ITEMS UNDER \$50,000

UNCLASSIFIED

PAGE F-21

X37

TABLE X-5 (CON'T)

UNCLASSIFIED

DEPARTMENT OF THE AIR FORCE  
FY 1992/1993 PROCUREMENT PROGRAM

EXHIBIT P-1

APPROPRIATION: 3080F OTHER PROCUREMENT, AIR FORCE

DATE: 04 FEB 1991

LINE NO	ITEM NOMENCLATURE	IDENT CODE	(DOLLARS)	MILLIONS OF DOLLARS								S E C
			FY 1992 UNIT COST	FY 1990		FY 1991		FY 1992		FY 1993		
				QUANTITY	COST	QUANTITY	COST	QUANTITY	COST	QUANTITY	COST	
98	INTELLIGENCE COMM EQUIP	A			6.0		1.4		3.9		18.9	U
99	ITEMS LESS THAN \$2,000,000	A			8.0		11.1		12.3		12.2	U
	ELECTRONICS PROGRAMS											
100	AIR TRAFFIC CTRL/LAND SYS (ATCAL)	A			2.6		11.2		14.1			U
101	TACTICAL AIR CONTROL SYS IMPROVE	A			229.9		157.2		68.9		92.6	U
102	WEATHER OBSERV/FORCAST	A			45.2		45.2		59.5		67.3	U
103	DEFENSE SUPPORT PROGRAM	A			65.0		62.8		52.1		59.4	U
X38 104	OTH-B RADAR	A			180.3							U
105	SAC COMMAND AND CONTROL	A			21.4		61.5		35.9		109.9	U
106	CHEYENNE MOUNTAIN COMPLEX	A			40.5		9.1		34.0		31.2	U
107	BMEWS MODERNIZATION	A			5.5						1.0	U
108	SPACETRACK	A			.9							U
109	NAVSTAR GPS	A			7.4				3.4		5.1	U
110	USAFE COMMAND/CONTROL SYSTEM	A			2.5							U
111	PACAF COMMAND/CONTROL	A			13.3		1.1					U
112	DEFENSE METEOROLOGICAL SAT PROG	A			.8		18.9		16.8		16.2	U
113	MARS/USAF-FAA RADAR UPGRADE	A			66.3		54.5		54.5		56.1	U
114	TAC SIGINT SUPPORT	A			17.7		12.7		20.5		20.5	U
115	DIST EARLY WARNING RDR/NORTH WARNING	A			182.6				9.2			U
116	TACTICAL GROUND INTERCEPT FACILITY	A			6.1		6.1		13.1		11.7	U

\* ITEMS UNDER \$50,000

UNCLASSIFIED

PAGE F-22

TABLE X-5 (CON'T)

UNCLASSIFIED

DEPARTMENT OF THE AIR FORCE  
FY 1992/1993 PROCUREMENT PROGRAM

EXHIBIT P-1

APPROPRIATION: 3080F OTHER PROCUREMENT, AIR FORCE

DATE: 04 FEB 1991

LINE NO	ITEM NOMENCLATURE	IDENT CODE	(DOLLARS) FY 1992 UNIT COST	MILLIONS OF DOLLARS								S E C	
				-----FY 1990----- QUANTITY	-----FY 1990----- COST	-----FY 1991----- QUANTITY	-----FY 1991----- COST	-----FY 1992----- QUANTITY	-----FY 1992----- COST	-----FY 1993----- QUANTITY	-----FY 1993----- COST		
117	TR-1 GROUND STATIONS	B			5.4					42.0		16.2	U
118	DRUG INTERDICTION PROGRAM	A			133.8		16.7						U
119	AIR BASE OPERABILITY	A			3.2							10.2	U
120	IMAGERY TRANS	A					1.5		22.8			19.9	U
121	TACTICAL WARNING SYSTEMS SUPPORT	A			1.1		.6		.6			1.6	U
122	NORTH ATLANTIC DEFENSE C3	A							5.1			.5	U
	SPECIAL COMM-ELECTRONICS PROJECTS												
6EX 123	AUTOMATIC DATA PROCESSING EQUIP	A			61.8		23.4		85.7			88.8	U
124	ADP OPERATIONS CONSOLIDATION	A							70.4			127.0	U
125	WMMCCS/WIS ADPE	A			15.1		10.0		17.6			34.6	U
126	MAC COMMAND AND CONTROL SUPPORT	A			21.6		13.7		16.9			31.6	U
127	AIR FORCE PHYSICAL SECURITY SYSTEM	A			26.7		22.5		28.7			38.8	U
128	WEAPONS STORAGE/SECURITY	A			35.7								U
129	RANGE IMPROVEMENTS	A			114.1		48.2		51.7			63.9	U
130	C3 COUNTERMEASURES	A			8.4		6.2		2.9			4.3	U
131	JOINT SURVEILLANCE SYSTEM	A			7.5		.8						U
132	BASE LEVEL DATA AUTO PROGRAM	A			30.2		11.3		20.1			24.6	U
133	SATELLITE CONTROL FACILITY	A			67.3		87.6		27.8			38.9	U
134	CONSTANT WATCH	A			7.2		3.9		5.5			6.0	U
135	CONSOLIDATED SPACE OPS CENTER	A			1.0		4.4		3.7				U

\* ITEMS UNDER \$50,000

UNCLASSIFIED

PAGE F-23

TABLE X-5 (CON'T)

UNCLASSIFIED

DEPARTMENT OF THE AIR FORCE  
 FY 1992/1993 PROCUREMENT PROGRAM

EXHIBIT P-1

APPROPRIATION: 3080F OTHER PROCUREMENT, AIR FORCE

DATE: 04 FEB 1991

MILLIONS OF DOLLARS

LINE NO	ITEM NOMENCLATURE	IDENT CODE	(DOLLARS) FY 1992 UNIT COST	FY 1990		FY 1991		FY 1992		FY 1993		S E C
				QUANTITY	COST	QUANTITY	COST	QUANTITY	COST	QUANTITY	COST	
136	ESMC/WSMC I&M	A			58.8		47.0		61.2		100.7	U
	AIR FORCE COMMUNICATIONS											
137	PROGRAM 698AJ	A			2.4		1.8					U
138	INFORMATION TRANSMISSION SYSTEMS	A			.7		.7		8.7		3.6	U
139	TELEPHONE EXCHANGE	A			70.6		65.9		60.6		86.2	U
140	JOINT TACTICAL COMM PROGRAM(MYP)	A			40.0		16.0		48.4		70.8	U
141	USTRANSCOM	A					15.4		5.0		5.1	U
X40 142	USSOCCOM	A			7.3							U
143	USCENTCOM	A			8.8		5.1		5.0		6.0	U
144	AUTOMATED TELECOMMUNICATIONS PRG	A			6.5		3.8		4.3		8.4	U
145	MILSTAR	B			54.1				263.9		216.9	U
146	SATELLITE TERMINALS	A			22.8		16.6		7.6		23.1	U
	DCA PROGRAMS											
147	WIDEBAND SYSTEMS UPGRADE	A			53.4		13.8		4.6		1.9	U
148	MINIMUM ESSENTIAL EMER COMM NET	B			3.3				17.5		101.3	U
	ORGANIZATION AND BASE											
149	TACTICAL C-E EQUIPMENT	A			23.1		22.6		33.0		28.9	U
150	RADIO EQUIPMENT	A			6.0		4.0		2.3		15.2	U
151	TV EQUIPMENT (AFRTV)	A			4.6		4.9		4.0		4.8	U
152	CCTV/AUDIOVISUAL EQUIPMENT	A			4.1		4.1		2.7		4.0	U

\* ITEMS UNDER \$50,000

UNCLASSIFIED

PAGE F-24

TABLE X-5 (CON'T)  
UNCLASSIFIED

DEPARTMENT OF THE AIR FORCE  
FY 1992/1993 PROCUREMENT PROGRAM

EXHIBIT P-1

APPROPRIATION: 3080F OTHER PROCUREMENT, AIR FORCE

DATE: 04 FEB 1991

LINE NO	ITEM NOMENCLATURE	IDENT CODE	(DOLLARS)	MILLIONS OF DOLLARS								S E C
			FY 1992 UNIT COST	FY 1990		FY 1991		FY 1992		FY 1993		
				QUANTITY	COST	QUANTITY	COST	QUANTITY	COST	QUANTITY	COST	
153	E + I REQUIREMENTS	A			1.0		1.9					U
154	SPARES AND REPAIR PARTS	A			235.4		109.3		162.5		211.9	U
155	CAP COM & ELECT	A			.5		.5					U
156	ITEMS LESS THAN \$2,000,000	A			12.1		13.8		9.7		13.8	U
	MODIFICATIONS											
157	COMM-ELECTRONICS CLASS IV	A			19.3		18.1		26.7		28.0	U
158	ANTIJAM VOICE	B			6.7		4.8		30.1		1.9	U
X41 159	SPACE SYSTEMS CLASS IV MODS	A							12.3		21.1	U
	TOTAL ELECTRONICS AND TELECOMMUNICATIONS EQUIPMENT				2,182.0		1,172.7		1,629.7		2,032.9	
	BUDGET ACTIVITY 04: OTHER BASE MAINTENANCE AND SUPPORT EQUIPMENT											
	TEST EQUIPMENT											
160	BASE/ALC CALIBRATION PACKAGE	A			23.5		19.3		8.7		14.2	U
161	NEWARK AFS CALIBRATION PACKAGE	A			3.5		3.1		2.2		3.3	U
162	ITEMS LESS THAN \$2,000,000	A			31.5		34.8		23.4		31.1	U
	PERSONAL SAFETY AND RESCUE EQUIP											
163	NIGHT VISION GOGGLES	A			5.1		4.4		6.2		6.8	U
164	NIGHT VISION GOGGLES-SOF	A			1.3							U
165	BREATHING APPARATUS TWO HOUR	A							6.2		9.1	U
166	CHEMICAL/BIOLOGICAL DEF PROG	B			32.2		43.3		35.2		30.7	U

\* ITEMS UNDER \$50,000

UNCLASSIFIED

PAGE F-25

TABLE X-5 (CON'T)

UNCLASSIFIED

DEPARTMENT OF THE AIR FORCE  
FY 1992/1993 PROCUREMENT PROGRAM

EXHIBIT P-1

APPROPRIATION: 3080F OTHER PROCUREMENT, AIR FORCE

DATE: 04 FEB 1991

LINE NO	ITEM NOMENCLATURE	IDENT CODE	(DOLLARS) FY 1992 UNIT COST	MILLIONS OF DOLLARS								S E C
				-----FY 1990----- QUANTITY	-----FY 1990----- COST	-----FY 1991----- QUANTITY	-----FY 1991----- COST	-----FY 1992----- QUANTITY	-----FY 1992----- COST	-----FY 1993----- QUANTITY	-----FY 1993----- COST	
167	ITEMS LESS THAN \$2,000,000 DEPOT PLANT + MATERIALS HANDLING EQ	A			8.5		6.4		3.3		4.7	U
168	BASE MECHANIZATION EQUIPMENT	A			21.3		20.1		9.1		13.2	U
169	AIR TERMINAL MECHANIZATION EQUIP	A			12.7		8.5		3.7		5.3	U
170	INDUSTRIAL/DEPOT MAINTENANCE EQUIPMT	A			73.9		37.7					U
171	ITEMS LESS THAN \$2,000,000 ELECTRICAL EQUIPMENT	A			12.3		13.9		10.8		14.5	U
X42 172	GENERATORS-MOBILE ELECTRIC	A			25.5		4.3				.4	U
173	FLOODLIGHTS SET TYPE NF2D	A							11.2		9.0	U
174	ITEMS LESS THAN \$2,000,000 BASE SUPPORT EQUIPMENT	A			1.9		6.1		2.2		1.6	U
175	BASE PROCURED EQUIPMENT	A			35.5		53.3		33.5		41.8	U
176	MEDICAL/DENTAL EQUIPMENT	A			88.9		84.2		74.5		81.1	U
177	AIR BASE OPERABILITY	B			25.6		5.0		13.1		18.5	U
178	PALLET AIR CARGO	A	1,044	8132	7.9	8000	12.3	4000	4.2	4000	4.2	U
179	PHOTOGRAPHIC EQUIPMENT	A			8.2		10.0		3.6		6.9	U
180	TACTICAL SHELTER	A			3.5		1.9		3.8		3.2	U
181	PRODUCTIVITY ENHANCEMENT	A			9.9		8.3		8.2		8.7	U
182	PRODUCTIVITY INVESTMENTS	A			5.0		5.6		21.6		4.7	U
183	MOBILITY EQUIPMENT	A			11.1		8.4		.5		1.5	U

\* ITEMS UNDER \$50,000

UNCLASSIFIED

PAGE F-26

TABLE X-5 (CON'T)

UNCLASSIFIED

DEPARTMENT OF THE AIR FORCE  
FY 1992/1993 PROCUREMENT PROGRAM

EXHIBIT P-1

APPROPRIATION: 3080F OTHER PROCUREMENT, AIR FORCE

DATE: 04 FEB 1991

MILLIONS OF DOLLARS

LINE NO	ITEM NOMENCLATURE	IDENT CODE	(DOLLARS)	FY 1990		FY 1991		FY 1992		FY 1993		S E C
			FY 1992 UNIT COST	QUANTITY	COST	QUANTITY	COST	QUANTITY	COST	QUANTITY	COST	
184	WARTIME HOST NATION SUPPORT	A			5.6		9.2		3.3		.9	U
185	SPARES AND REPAIR PARTS	A			2.0		2.2		.7		.5	U
186	ITEMS LESS THAN \$2,000,000	A			18.8		24.2		13.2		22.3	U
	SPECIAL SUPPORT PROJECTS											
187	INTELLIGENCE PRODUCTION ACTIVITY	A			74.9		79.6		62.9		71.8	U
188	TECH SURV COUNTERMEASURES EQ	A			1.0		1.9		2.9		2.8	U
189	SELECTED ACTIVITIES	A			4958.8		5223.6		5387.2		5523.7	U
X43 190	SPECIAL UPDATE PROGRAM	A			122.0		105.3		162.1		143.1	U
191	INDUSTRIAL PREPAREDNESS	A			4.4		4.6		3.9		3.3	U
192	MISC EQUIPMENT	A					.5					U
193	MISC EQUIPMENT-SOF	A			1.8							U
194	MODIFICATIONS	A					.1		.1		1.1	U
195	FIRST DESTINATION TRANSPORTATION	A					22.6		17.2		19.5	U
	TOTAL OTHER BASE MAINTENANCE AND SUPPORT EQUIPMENT				5,638.0		5,864.8		5,938.6		6,103.5	
	TOTAL OTHER PROCUREMENT, AIR FORCE				8,505.5		7,598.8		8,058.1		8,868.7	

\* ITEMS UNDER-\$50,000

UNCLASSIFIED

PAGE F-27

TABLE X-6

UNCLASSIFIED

Department of the Air Force  
FY 1992/1993 R D T & E Program

Exhibit R-1

Appropriation: 3600 F Research Development Test & Eval AF

Date: 04 FEB 1991

Line No	Program Element Number	Item Nomenclature	Act	Thousands of Dollars				S e c
				FY 1990	FY 1991	FY 1992	FY 1993	
1	0601101F	In-House Laboratory Independent Research	1	7,498	7,247	9,972	10,281	U
2	0601102F	Defense Research Sciences	1	186,106	196,160	203,206	214,578	U
3	0602101F	Geophysics	1	37,503	35,757	40,441	43,402	U
4	0602102F	Materials	1	58,515	62,705	69,235	75,608	U
5	0602201F	Aerospace Flight Dynamics	1	68,346	62,021	71,656	73,755	U
6	0602202F	Human Systems Technology	1	48,873	53,945	53,673	54,624	U
7	0602203F	Aerospace Propulsion	1	65,894	64,535	69,355	71,522	U
X44 8	0602204F	Aerospace Avionics	1	64,210	67,784	83,086	88,112	U
9	0602205F	Personnel, Training and Simulation	1	27,555	29,963	30,953	33,779	U
10	0602206F	Civil Engineering and Environmental Quality	1	6,474	6,957	6,744	7,619	U
11	0602302F	Rocket Propulsion and Astronautics Technology	1	36,236	37,231	47,341	52,857	U
12	0602601F	Advanced Weapons	1	31,640	35,872	38,450	40,046	U
13	0602602F	Conventional Munitions	1	43,512	42,709	43,010	42,586	U
14	0602702F	Command Control and Communications	1	80,425	79,409	88,665	93,725	U
		Technology Base		762,787	782,295	855,787	902,492	
15	0603106F	Logistics Systems Technology	2	8,912	11,437	14,649	15,485	U
16	0603109F	INEWS/ICNIA	2	35,968	29,572			U
17	0603112F	Advanced Materials for Weapon Systems	2	9,163	15,042	17,887	18,530	U
18	0603202F	Aerospace Propulsion Subsystems Integration	2	19,558	20,527	30,295	31,488	U

UNCLASSIFIED

TABLE X-6 (CON'T)

UNCLASSIFIED

Department of the Air Force  
FY 1992/1993 R D T & E Program

Exhibit R-1

Appropriation: 3600 F Research Development Test & Eval AF

Date: 04 FEB 1991

Line No	Program Element Number	Item Nomenclature	Act	Thousands of Dollars				S ● c
				FY 1990	FY 1991	FY 1992	FY 1993	
19	0603203F	Advanced Avionics for Aerospace Vehicles	2	24,175	32,308	38,001	40,744	U
20	0603205F	Aerospace Vehicle Technology	2	17,471	20,762	22,858	24,279	U
21	0603211F	Aerospace Structures	2	16,490	18,127	20,113	20,747	U
22	0603216F	Aerospace Propulsion and Power Technology	2	31,228	34,598	42,057	43,103	U
23	0603227F	Personnel, Training and Simulation Technology	2	7,142	7,974	9,501	9,989	U
24	0603231F	Crew Systems and Personnel Protection Technology	2	18,359	17,819	18,542	19,269	U
25	0603245F	Advanced Fighter Technology Integration	2	21,406	23,161	24,073	25,535	U
X45 26	0603250F	Lincoln Laboratory	2	22,997	26,863	27,891	27,986	U
27	0603253F	Advanced Avionics Integration	2	13,538	15,079	19,530	22,526	U
28	0603269F	National Aero Space Plane Technology Program	2	192,101	161,537	231,833	183,289	U
29	0603270F	EW Technology	2	31,475	34,686	35,845	39,811	U
30	0603302F	Space and Missile Rocket Propulsion	2	10,200	10,316	14,866	16,316	U
31	0603311F	Advanced Strategic Missile Systems	2		65,110	63,045	69,508	U
32	0603363F	Armament Technology Integration	2	801	1,219	2,131	2,383	U
33	0603401F	Advanced Spacecraft Technology	2	20,779	12,551	17,914	21,155	U
34	0603410F	Space Systems Environmental Interactions Technology	2	3,910	4,252	4,936	5,052	U
35	0603428F	Space Surveillance Technology	2		1,000	25,100	35,901	U
36	0603601F	Conventional Weapons	2	23,281	28,700	33,621	34,930	U
37	0603605F	Advanced Weapons Technology	2	63,413	54,394	57,152	51,207	U
38	0603707F	Weather Systems - Adv Dev	2	5,373	5,622	5,533	5,682	U

UNCLASSIFIED

TABLE X-6 (CON'T)

UNCLASSIFIED

Department of the Air Force  
FY 1992/1993 R D T & E Program

Exhibit R-1

Appropriation: 3600 F Research Development Test & Eval AF

Date: 04 FEB 1991

Line No	Program Element Number	Item Nomenclature	Act	Thousands of Dollars				S
				FY 1990	FY 1991	FY 1992	FY 1993	
39	0603723F	Civil and Environmental Engineering Technology	2	7,920	11,517	12,036	11,685	U
40	0603726F	C3I Subsystem Integration	2	7,246	9,103	9,483	10,010	U
41	0603728F	Advanced Computer Technology	2	7,360	8,744	9,857	10,738	U
42	0603789F	C3 Advanced Development	2	8,491	9,279	9,635	9,708	U
43	1140011F	Advanced Special Operations Research, Development and Acquisition	2	2,285				U
		Advanced Technology Development		631,042	691,299	818,384	807,056	
X46	44	0603105F	Olympic	3				U
	45	0603110F	Special Evaluation Program	3				U
	46	0603111F	Meridian	3				U
	47	0603311F	Advanced Strategic Missile Systems	3	65,698			U
	48	0603367F	Relocatable Target Capability Program	3	6,285			U
	49	0604226F	B-1B	3			3,574	209 U
	50	0604240F	B-2 Advanced Technology Bomber	3	1,859,687	1,734,980	1,563,072	829,644 U
	51	0604244F	Short Range Attack Missile II (SRAM II) - Eng Dev	3	211,058	149,302	165,879	170,083 U
	52	0604312F	ICBM Modernization	3	836,936	564,770	815,909	824,156 U
	53	0604361F	Air Launched Cruise Missile (ALCM)	3	1,291			U
	54	0604410F	Space-Based Radar (SBR) FSD	3				29,398 U
	55	0604711F	Systems Survivability (Nuclear Effects)	3	7,486	4,882	6,745	6,580 U
	56	0101113F	B-52 Squadrons	3			3,981	14,451 U

UNCLASSIFIED

TABLE X-6 (CON'T)

UNCLASSIFIED

Department of the Air Force  
FY 1992/1993 R D T & E Program

Exhibit R-1

Appropriation: 3600 F Research Development Test & Eval AF

Date: 04 FEB 1991

Line No	Program Element Number	Item Nomenclature	Act	Thousands of Dollars				S • c
				FY 1990	FY 1991	FY 1992	FY 1993	
57	0101120F	Advanced Cruise Missile	3	41,998	51,838	108,698	86,015	U
58	0101142F	KC-135 Squadrons	3	2,171	3,541	14,968	17,350	U
59	0101213F	Minuteman Squadrons	3	60,000	81,005	53,959	30,026	U
60	0101312F	PACCS and WWABNCP System EC-135 Class V Mods	3	1,177	1,267	1,314	2,274	U
61	0101313F	War Planning Automated Data Processing (ADP) - SAC	3	17,700	3,678	5,976	7,921	U
62	0101815F	Advanced Strategic Programs	3					U
63	0102310F	NCMC - TW/AA Systems	3	106,620	114,473	133,000	176,493	U
64	0102325F	Joint Surveillance System	3	1,037	1,640	5,390	5,046	U
65	0102411F	Surveillance Radar Stations/Sites	3	6,239	7,517	13,019	8,728	U
66	0102412F	Distant Early Warning (DEW) Radar Stations	3		1,023	2,862	2,838	U
67	0102417F	Over-the-Horizon Backscatter Radar	3	20,052	9,772	7,961	4,013	U
68	0102423F	Ballistic Missile Early Warning System (BMEWS)	3	13,308	17,801	17,887	7,263	U
69	0102424F	SPACETRACK	3	16,500	24,437	20,124	55,467	U
70	0102431F	Defense Support Program	3	89,737	273,677	19,423	122,434	U
71	0102432F	Submarine-Launched Ballistic Missile (SLBM) Radar Warning System	3	3,559	2,242	966	1,010	U
72	0102433F	NUDET Detection System	3	6,735	23,061	6,873	5,436	U
73	0302015F	National Emergency Airborne Command Post and E-48 Class V Mods	3			8,956	10,030	U
74	0303131F	Minimum Essential Emergency Communications Network (MEECN)	3	10,034	9,456	20,577	3,153	U
75	0303152F	World-Wide Military Command and Control Systems, Information System	3	3,351	1,504	816		U
76	0303601F	Milstar Satellite Communications System (AF Terminals)	3	210,193		161,183	249,736	U

UNCLASSIFIED

X47

TABLE X-6 (CON'T)  
UNCLASSIFIED

Department of the Air Force  
FY 1992/1993 R D T & E Program

Exhibit R-1

Appropriation: 3600 F Research Development Test & Eval AF

Date: 04 FEB 1991

Line No	Program Element Number	Item Nomenclature	Act	Thousands of Dollars					S
				FY 1990	FY 1991	FY 1992	FY 1993	c	
77	0303603F	Milstar Satellite Communications System	3	400,000		901,263			U
78	0305124F	Special Applications Program	3						U
79	0305892F	Special Analysis Activities	3						U
80	0401123F	Military Airlift Group (IF)	3	821					U
		Strategic Programs		4,391,233	3,505,115	4,425,090	4,058,026		
81	0603107F	Technical Evaluation System	4						U
82	0603230F	Advanced Tactical Fighter	4	1,031,136	757,067				U
83	0603260F	Intelligence Advanced Development	4	6,107	4,234	5,497	7,822		U
84	0603307F	Air Base Operability Advanced Development	4	2,757	3,399	3,375	3,858		U
85	0603320F	Low Cost Anti-Radiation Seeker	4	7,464					U
86	0603617F	Command, Control, and Communication Applications	4	7,294	7,887	3,399	4,336		U
87	0603714F	DoD Physical Security Equipment - Exterior	4			741	573		U
88	0603742F	Combat Identification Technology	4	1,945	2,008	23,896	20,016		U
89	0603801F	Special Programs	4						U
90	0604201F	Aircraft Avionics Equipment Development	4	13,061	12,185	14,909	18,049		U
91	0604212F	Aircraft Equipment Development	4	1,355	2,916	4,093	4,168		U
92	0604218F	Engine Model Derivative Program (EMDP)	4	444	514	1,022	1,043		U
93	0604222F	Nuclear Weapons Support	4	2,209	2,279	5,841	5,653		U
94	0604223F	Alternate Fighter Engine	4	61,172	5,058				U

X48

TABLE X-6 (CON'T)  
UNCLASSIFIED

Department of the Air Force  
FY 1992/1993 R D T & E Program

Exhibit R-1

Appropriation: 3600 F Research Development Test & Eval AF

Date: 04 FEB 1991

Line No	Program Element Number	Item Nomenclature	Act	Thousands of Dollars				S ● c
				FY 1990	FY 1991	FY 1992	FY 1993	
95	0604231F	C-17 Program	4	873,643	536,225	577,359	219,437	U
96	0604233F	Specialized Undergraduate Pilot Training (SUPT)	4	3,142	2,379	4,274	4,915	U
97	0604236F	Infrared Search and Track System	4	2,428				U
98	0604237F	Variable Stability In-Flight Simulator Test Aircraft	4	14,455	7,250	2,090		U
99	0604239F	Advanced Tactical Fighter FSD	4		198,205	1,637,182	2,324,585	U
100	0604242F	Advanced Tactical Aircraft	4	36,520	2,766			U
X49 101	0604245F	Short Range Attack Missile - Tactical (SRAM-T)	4	54,195	27,800	34,346	106,520	U
102	0604247F	Modular Automatic Test Equipment	4	13,699	12,930			U
103	0604249F	Night/Precision Attack	4	9,913	7,623	26,639	28,044	U
104	0604250F	Integrated EW/CNI Development	4	101,215	10,020			U
105	0604268F	Aircraft Engine Component Improvement Program	4	75,405	90,230	114,101	117,740	U
106	0604270F	EW Development	4	62,371	77,415	215,221	282,402	U
107	0604321F	Joint Tactical Fusion Program	4	10,189	4,889			U
108	0604327F	Hardened Target Munitions	4	6,330		7,183	5,919	U
109	0604601F	Chemical/Biological Defense Equipment	4	6,782	8,275	12,741	15,880	U
110	0604602F	Armament/Ordnance Development	4	4,212	558	4,812	6,145	U
111	0604604F	Submunitions	4	6,814	7,528	5,082	8,009	U
112	0604607F	Wide-Area, Anti-Armor Munitions	4	24,948	23,665			U
113	0604617F	Air Base Operability	4	10,809	6,454	10,170	14,999	U
114	0604703F	Aeromedical Systems Development	4	5,517	5,975	6,797	7,335	U

TABLE X-6 (CON'T)  
UNCLASSIFIED

Department of the Air Force  
FY 1992/1993 R D T & E Program

Exhibit R-1

Appropriation: 3600 F Research Development Test & Eval AF

Date: 04 FEB 1991

Line No	Program Element Number	Item Nomenclature	Act	Thousands of Dollars				S ● c
				FY 1990	FY 1991	FY 1992	FY 1993	
115	0604704F	Common Support Equipment Development	4	6,871	8,493	12,675	6,388	U
116	0604706F	Life Support Systems	4	9,312	11,482	12,253	13,279	U
117	0604708F	Civil, Fire, Environmental, Shelter Engineering	4	2,196	2,141	2,661	2,632	U
118	0604725F	Combat Identification Systems	4	54,735				U
119	0604733F	Surface Defense Suppression	4	3,493	11,058	21,464	8,552	U
120	0604740F	Computer Resources Management Technology	4	14,106	13,961	8,419	9,067	U
121	0604750F	Intelligence Equipment	4	3,459	3,876	2,983	3,148	U
122	0604754F	Joint Tactical Information Distribution System (JTIDS)	4	32,479	37,437	16,421	17,171	U
123	0604756F	Side Looking Airborne Radar	4	7,395	4,098	4,166	4,342	U
124	0604770F	Joint Surveillance/Target Attack Radar System (JSTARS)	4	85,414	190,483	311,859	322,298	U
125	0604779F	Joint Interoperability of Tactical Command & Control Systems (JINTACCS)	4	4,728	4,680	5,622	7,521	U
126	0207129F	F-111 Squadrons	4	27,660	11,215	30,067	64,535	U
127	0207130F	F-15A/B/C/D Squadrons	4	2,727				U
128	0207131F	A-10 Squadrons	4	3,952		12,832		U
129	0207133F	F-16 Squadrons	4	17,984	25,624	174,828	106,483	U
130	0207134F	F-15E Squadrons	4	75,266	66,904	119,795	56,429	U
131	0207136F	Manned Destructive Suppression	4	3,124		5,000	9,157	U
132	0207137F	CONSTANT HELP	4					U
133	0207141F	F-117A Squadrons	4	34,659	35,496	22,762	1,295	U
134	0207161F	Tactical AIM Missiles	4			26,358	28,044	U

X50

TABLE X-6 (CON'T)  
UNCLASSIFIED

Department of the Air Force  
FY 1992/1993 R D T & E Program

Exhibit R-1

Appropriation: 3600 F Research Development Test & Eval AF

Date: 04 FEB 1991

Line No	Program Element Number	Item Nomenclature	Act	Thousands of Dollars				S e c
				FY 1990	FY 1991	FY 1992	FY 1993	
135	0207162F	Tactical AGM Missiles	4	2,429	504			U
136	0207163F	Advanced Medium Range Air-to-Air Missile (AMRAAM)	4	10,810	17,953	30,582	31,154	U
137	0207168F	F-111 Self Protection Systems	4	4,524				U
138	0207169F	SEEK CLOCK	4					U
139	0207215F	TR-1 Squadron	4	109,824	49,317	54,220	21,879	U
140	0207217F	Follow-On Tactical Reconnaissance System	4	80,848	45,655	56,553	57,996	U
141	0207247F	AF TENCAP	4	335	346	562	679	U
X51 142	0207248F	Special Tactical Unit Detachments	4					U
143	0207316F	TACIT RAINBOW	4	24,828	36,429			U
144	0207411F	Overseas Air Weapon Control System	4	1,339	2,126	2,156		U
145	0207412F	Tactical Air Control Systems	4	15,462	10,262	23,564	25,189	U
146	0207417F	Airborne Warning and Control System (AWACS)	4	113,300	122,144	202,129	136,822	U
147	0207419F	Tactical Airborne Command and Control Systems	4			3,483	3,006	U
148	0207423F	Advanced Communications Systems	4	8,294	6,239	3,980	503	U
149	0207424F	Copper Coast	4					U
150	0207431F	Tactical Air Intelligence System Activities	4	462	480			U
151	0207433F	Tactical Improvement Program	4					U
152	0207579F	Advanced Systems Improvements	4					U
153	0207582F	Have Trump (H)	4					U
154	0207590F	Seek Eagle	4	17,857	14,418	29,010	32,361	U

UNCLASSIFIED

Page F-8

TABLE X-6 (CON'T)

UNCLASSIFIED

Department of the Air Force  
FY 1992/1993 R D T & E Program

Exhibit R-1

Appropriation: 3600 F Research Development Test & Eval AF

Date: 04 FEB 1991

X52

Line No	Program Element Number	Item Nomenclature	Act	Thousands of Dollars					S ● c
				FY 1990	FY 1991	FY 1992	FY 1993		
155	0207591F	OMEGA	4					U	
156	0208006F	Mission Planning Systems	4	2,986	7,960	13,433	14,999	U	
157	0208010F	Joint Tactical Communications Program (TRI-TAC)	4	3,059	4,602	6,709	13,424	U	
158	0208021F	Electronic Combat Support	4	2,470	2,051	2,678	2,428	U	
159	0208042F	HAVE FLAG	4					U	
160	0303605F	Satellite Communications Terminals	4	5,322	5,932	2,208	4,206	U	
161	0305137F	National Airspace System (NAS) Plan	4		14,598	4,687	7,304	U	
162	0305142F	CENTENNIAL	4					U	
163	0305158F	CONSTANT SOURCE	4		6,714	8,165	7,865	U	
164	0305887F	Electronic Combat Intelligence Support	4	1,744	1,824	1,858	1,878	U	
165	0401316F	Senior Citizen	4					U	
166	0401840F	MAC Command and Control System	4	10,331	11,360	11,570	11,802	U	
167	0404011F	Special Operations Forces	4		9,910	1,991	2,003	U	
168	0502610F	A-7 Squadrons (ANG)	4	17,982				U	
169	1110011F	Force Enhancements-Active	4	38,443				U	
		Tactical Programs		3,864,014	3,351,289	4,976,826	5,072,854		
170	0301305F	Intelligence Production Activities	5		102			U	
171	0301310F	Foreign Technology Division	5	2,569	2,642			U	
172	0301313F	Defense Dissemination Program	5					U	

UNCLASSIFIED

TABLE X-6 (CON'T)  
UNCLASSIFIED

Department of the Air Force  
FY 1992/1993 R D T & E Program

Exhibit R-1

Appropriation: 3600 F Research Development Test & Eval AF

Date: 04 FEB 1991

Line No	Program Element Number	Item Nomenclature	Act	Thousands of Dollars				S ● c	
				FY 1990	FY 1991	FY 1992	FY 1993		
173	0301314F	Infrared/Electro-Optical/Dir. Energy Weapons Processing and Exploitation	5	5,274	4,011			U	
174	0301315F	Missile and Space Technical Collection	5	37,992	25,436			U	
175	0301317F	SENIOR YEAR Operations	5	1,732	101			U	
176	0301324F	FOREST GREEN	5	23,780	24,541			U	
177	0301357F	NUDET Detection System	5	12,362	1,478			U	
178	0303110F	Defense Satellite Communications System	5	29,104	16,089	14,394	16,395	U	
179	0303126F	Long-Haul Communications (DCS)	5	3,176	3,538	3,555	3,714	U	
X53	180	0303144F	Electromagnetic Compatibility Analysis Center (ECAC)	5	8,152	7,917	10,133	10,933	U
	181	0303401F	Communications Security (COMSEC)	5	5,316	5,845			U
	182	0304111F	Special Activities	5	1,713,733	1,820,875			U
	183	0305114F	Traffic Control, Approach, and Landing System (TRACALS)	5	24,808	15,763	11,359	13,915	U
	184	0305159F	Defense Reconnaissance Support Activities	5					U
	185	0305164F	NAVSTAR Global Positioning System (User Equipment)	5	32,621	12,613	14,407	23,474	U
	186	0305165F	NAVSTAR Global Positioning System (Space and Control Segments)	5	32,863	47,008	52,005	45,697	U
	187	0305185F	CAVALRY	5	3,000				U
	188	0305889F	Intelligence Support to OSD Counternarcotics	5	2,300				U
		Intelligence and Communications		2,196,703	1,988,959	2,439,597	2,570,600		
	189	0603402F	Space Test Program	6	48,364	51,524	53,323	58,945	U
	190	0603438F	Satellite Systems Survivability	6	11,117	10,306	8,681	3,605	U

UNCLASSIFIED

TABLE X-6 (CON'T)

UNCLASSIFIED

Department of the Air Force  
FY 1992/1993 R D T & E Program

Exhibit R-1

Appropriation: 3600 F Research Development Test & Eval AF

Date: 04 FEB 1991

Line No	Program Element Number	Item Nomenclature	Act	Thousands of Dollars				S c
				FY 1990	FY 1991	FY 1992	FY 1993	
191	0604211F	Advanced Aerial Target Development	6	3,231	11,108	25,321	23,498	U
192	0604227F	Training Systems Development	6	51,319	38,848	51,745	37,782	U
193	0604243F	Manpower, Personnel and Training Development	6	4,318	2,472	3,554	3,501	U
194	0604408F	Advanced Launch System	6	81,400	25,000	147,744	251,135	U
195	0604609F	R&M Maturation/Technology Insertion	6	19,026	16,969	20,999	24,890	U
196	0604707F	Weather Systems - Eng Dev	6	4,503	4,666	5,299	7,699	U
197	0604735F	Range Improvement	6	85,044	82,580	76,468	85,340	U
198	0604747F	Electromagnetic Radiation Test Facilities	6	4,110	3,745	4,768	5,163	U
199	0604755F	Improved Capability for Development Test & Evaluation	6	54,469	35,212	56,259	64,189	U
200	0605101F	Project Air Force	6	23,320	21,571	22,488	23,921	U
201	0605306F	Ranch Hand II Epidemiology Study	6	1,364	1,510	9,710	10,053	U
202	0605502F	Small Business Innovative Research	6	67,794				U
203	0605708F	Navigation/Radar/Sled Track Test Support	6	25,272	23,032	25,935	27,493	U
204	0605712F	Initial Operational Test & Evaluation	6		15,884	26,394	29,426	U
205	0605807F	Test and Evaluation Support	6	298,351	293,400	402,330	433,091	U
206	0605808F	Development Planning	6	6,814	8,927	16,081	22,224	U
207	0605809F	DYCOMS	6	8,939	15		1,889	U
208	0605863F	RDT&E Aircraft Support	6	58,246	54,249	43,503	45,321	U
209	0605894F	Real Property Maintenance - RDT&E	6	85,030	81,544	105,123	66,467	U
210	0605896F	Base Operations - RDT&E	6	66,036	61,722	76,306	82,104	U

X54

UNCLASSIFIED

TABLE X-6 (CON'T)  
UNCLASSIFIED

Department of the Air Force  
FY 1992/1993 R D T & E Program

Exhibit R-1

Appropriation: 3600 F Research Development Test & Eval AF

Date: 04 FEB 1991

X55

Line No	Program Element Number	Item Nomenclature	Act	Thousands of Dollars				S e c
				FY 1990	FY 1991	FY 1992	FY 1993	
211	0305110F	Satellite Control Network	6	85,329	117,148	120,655	116,642	U
212	0305119F	Medium Launch Vehicles	6	404,554	184,774	45,615	43,754	U
213	0305130F	Consolidated Space Operations Center	6	26,938	21,790	15,657	5,906	U
214	0305138F	Upper Stage Space Vehicles	6			5,957	4,143	U
215	0305144F	Titan Space Launch Vehicles	6			143,915	140,168	U
216	0305160F	Defense Meteorological Satellite Program (DMSP)	6	47,641	48,484	28,478	25,572	U
217	0305171F	Space Shuttle Operations	6	47,730	16,574			U
218	0701112F	Inventory Control Point Operations	6	4,584	4,837	2,967	5,196	U
219	0702207F	Depot Maintenance (Non-IF)	6	2,409	2,715	2,959	3,238	U
220	0708011F	Industrial Preparedness	6	85,000	109,236	50,535	79,163	U
221	0708012F	Logistics Support Activities	6			6,614	6,595	U
222	0708026F	Productivity, Reliability, Availability, Maintain. Prog Ofc (PRAMPO)	6	19,458	20,006	24,364	25,616	U
223	0901218F	Civilian Compensation Program	6	4,148	4,478	5,199	5,690	U
224	1001004F	International Activities	6	3,152	3,288	3,970	4,153	U
		Defensewide Mission Support		1,739,010	1,377,614	1,638,916	1,773,572	
225	0901501F	Rescission to be Fetermined	20		-10,000			U
		Undistributed			-10,000			
Total Research Development Test & Eval AF				13,584,789	11,686,571	15,154,600	15,184,600	

UNCLASSIFIED

TABLE X-7

GLOSSARY

ACCEPTANCE. Aircraft, missile or drone which has been shop-assembled and fully inspected by constituted USAF, Navy or Army production authorities, and for which the title, responsibility, and accountability has been assumed by the contracting agency of the recipient.

ACS. Advanced Communications System.

ACTIVE DUTY FOR PAY ONLY. Reservist assigned to training categories which provide pay only for their annual two-week tours or other special Annual Active Duty (AAD) tours. They may participate in additional inactive duty for training but for points only.

ACTIVE DUTY (AD) FOR TRAINING. A tour of AD reserve training under orders which provide for automatic reversions to the Air Reserve Forces (ARF) not on AD when the specified period of AD is completed. It includes annual tours, special tours, school tours, and the initial tour performed by enlistees without prior military service.

AEROSPACE DEFENSE CENTER (ADC). Constituted as Aerospace Defense Center, 18 October 1979; activated as a Direct Reporting Unit, 1 December 1979; incorporated into Space Command, 1 October 1982.

AIRCRAFT. A heavier-than-air vehicle, designed primarily for flight in the atmosphere, which has incorporated in its prime design the ability and/or requirement for human occupancy.

- a. ADMINISTRATIVE. Aircraft assigned to support command administrative, executive, and inspection functions.
- b. COMBAT FLYING SUPPORT. Aircraft assigned for the purpose of accomplishing essential combat flying functions that cannot be performed in tactical type aircraft.
- c. COMBAT SUPPORT. Aircraft assigned for the direct accomplishment of combat support operations.
- d. COMBAT UNIT. Aircraft assigned for the direct accomplishment of combat unit operations.
- e. COMBAT UNIT SUPPORT. Aircraft assigned for the direct support of combat units and combat supporting unit operations.
- f. COMMAND MISSION SUPPORT. Aircraft assigned to accomplish necessary unscheduled airlift or personnel and materiel in support of Air Force bases units.
- g. GENERAL PURPOSE AIRCRAFT. Aircraft assigned to attain air superiority over battle areas, provide close air support, interdict enemy supply and communications facilities and provide air logistics support.
- h. INDUSTRIALLY FUNDED. Aircraft assigned to Military Airlift Command (MAC) for the accomplishment of single manager operations for airlift service.

TABLE X-7 (Continued)  
GLOSSARY

- i. NON-OPERATING ACTIVE AIRCRAFT. Aircraft of the following types: Enroute aircraft other than ferry flights; enroute aircraft on ferry flights; MAP aircraft temporarily diverted to USAF; non-MAP aircraft temporarily diverted to USAF; new production aircraft; flyable storage; battle damage, evacuate to CONUS; repair by Rapid Area Maintenance (RAM) team; awaiting major components; battle damage, AFLC assistance not required; battle damage, evacuate to contractor; crash/battle damage, awaiting AFLC assistance or decision on contract work (for use by Air Force Logistics Command only); extended transient maintenance, (for base use only); depot level work-field teams; crash damage (base use only); depot work (for AFLC use only); depot prototyping, for use by Air Force Logistics Command only; major maintenance awaiting AFLC decision; crash damage, AFLC, contract work (for Air Force Systems Command only); major command programmed maintenance; excess to command requirements.
- j. OPERATING ACTIVE. Aircraft currently and actively engaged in or supporting flying missions.
- k. OPERATIONAL SUPPORT. Aircraft assigned to Air Force units in support of proficiency flying for those rated personnel who are not assigned to crew positions and cannot be provided their flying requirements in aircraft assigned in any other code.
- l. SPECIAL ACTIVITY. Aircraft assigned to accomplish special activities of the Air Force and other government agencies.
- m. STRATEGIC - DEFENSIVE. Aircraft to defend against enemy aerospace attack.
- n. STRATEGIC - OFFENSIVE. Aircraft with long-range weapons delivery capability.
- o. TEST. Aircraft assigned to evaluate other aircraft airframe and/or its components.
- p. TEST SUPPORT. Aircraft assigned for the purpose of supporting test programs by actual participation, or for the purpose of research, development, or test of equipment requiring airborne platforms.

AIR FORCE ACCOUNTING AND FINANCE CENTER (AFAFC). Established as Air Force Finance Division and organized as a Separate Operating Agency, 1 January 1951; redesignated Air Force Accounting and Finance Division, 1 September 1957; redesignated Air Force Accounting and Finance Center, 1 July 1959.

AIR FORCE AUDIT AGENCY (AFAA). Constituted as Air Force Audit Agency and activated as a Separate Operating Agency, 31 December 1971.

AIR FORCE COMBAT OPERATIONS STAFF (AFCOS). Constituted as Air Force Combat Operations Staff, 28 November 1978; activated as a Direct Reporting Unit, 1 December 1978.

TABLE X-7 (Continued)

GLOSSARY

AIR FORCE COMMISSARY SERVICE (AFCOMS). Constituted as Air Force Commissary Service and activated as a Separate Operating Agency, 1 January 1976; reassigned, as a subordinate unit, to Air Force Engineering and Services Agency (later, Center), 8 April 1977; returned to status of Separate Operating Agency, 1 December 1978.

AIR FORCE COMMUNICATIONS COMMAND (AFCC). Constituted as Army Airways Communications System Wing, 13 April 1943; activated as part of Flight Control Command, 26 April 1943; reassigned directly to Army Air Forces, 14 July 1943; redesignated Army Airways Communications System, 26 April 1944; redesignated Air Communications Service, and reassigned Airways and Air Communication Service, 11 September 1946; reassigned to Military Air Transport Service, 1 June 1948; relieved from assignment to Military Air Transport Service, elevated to a Major Command, and redesignated Air Force Communications Service, 1 July 1961; designated Air Force Communications Command, 15 November 1979.

AIR FORCE ENGINEERING AND SERVICES CENTER (AFESC). Constituted as Air force Engineering Agency and activated as a Separate Operating Agency, 8 April 1977; redesignated Air Force Engineering and Services Center, 30 June 1978.

AIR FORCE INSPECTION AND SAFETY CENTER (AFISC). Constituted as Air Force Inspection and Safety Center and activated as a Separate Operating Agency, 31 December 1971.

AIR FORCE INTELLIGENCE SERVICE (AFIS). Constituted as Air Force Intelligence Service and activated as a Separate Operating Agency, 27 June 1972.

AIR FORCE LEGAL SERVICES CENTER (AFLSC). Constituted as Air Force Legal Services and activated as a Separate Operating Agency, 1 July 1978.

AIR FORCE LOGISTICS COMMAND (AFLC). Established as Army Air Forces Materiel and Services, 14 July 1944; organized as a Major Command, 17 July 1944; redesignated Army Air Force Air Technical Service Command, 1 July 1945; redesignated Air Technical Service Command, 9 March 1946; redesignated Air Force Logistics Command, 1 April 1961.

AIR FORCE MANPOWER AND PERSONNEL CENTER (AFMPC). Constituted as Air Force Military Personnel Center and activated as a Separate Operating Agency, 31 December 1971; redesignated Air Force Manpower and Personnel Center, 30 June 1978.

AIR FORCE MEDICAL SERVICE CENTER (AFMSC). Constituted as Air Force Medical Service Center and activated as a Separate Operating Agency, 1 July 1978.

AIR FORCE NATIONAL GUARD AIR ALERT PILOTS. Officers of the Air Force National Guard who are authorized to augment active Air Force Units for short periods of active duty to perform air alert duty.

TABLE X-7 (Continued)  
GLOSSARY

AIR FORCE OFFICE OF SECURITY POLICE (AFOSP). Constituted as Air Force Office of Security Police and activated as a Separate Operating Agency, 1 September 1979.

AIR FORCE OFFICE OF SPECIAL INVESTIGATIONS (AFOSI). Constituted as Air Force Office of Special Investigations and activated as a Separate Operating Agency, 31 December 1971.

AIR FORCE PERSONNEL. Air Force Military personnel on active duty, not including Air Force Academy cadets or personnel on active duty for training.

AIR FORCE RESERVE (AFRES, AFR OR USAFR). Constituted as Air Force Reserve and activated as a Separate Operating Agency, 21 June 1968; organized, 1 August 1968; status changed from a Separate Operating Agency to a Direct Reporting Unit, 1 July 1978.

- a. ACTIVE DUTY FOR PAY ONLY. Reservists assigned to training categories which provide for pay only for their annual two-week tours or other special Annual Active Duty (AAD) tours. They may participate in additional inactive duty for training but for points only.
- b. ACTIVE DUTY (AD) FOR TRAINING. A tour of AD reserve training under orders which provide for automatic reversions to the Air Reserve Forces (ARF) not on AD when the specified period of AD is completed. It includes annual tours, special tours, school tours, and the initial tour performed by enlistees without prior military service.
- c. DRILL PAY STATUS RESERVISTS. Reservists assigned to reserve sections in which they are authorized to receive pay for inactive and active duty training performed.
- d. FULL TIME. Consists of selected reservists on active duty to provide unit and augmentation support to the Ready Reserve.
- e. INACTIVE DUTY TRAINING. Training performed by a USAFR member (while not on Active Duty (AD)) for which pay and point credit may be authorized.
- f. INDIVIDUAL MOBILIZATION AUGMENTEE: A Ready Reserve member not in a unit organized to serve as a unit but assigned against an individual manpower authorization, normally in, but not limited to, a Regular Air Force unit.
- g. NON-PRIOR SERVICE PERSONNEL. Individuals who do not hold and have never held status as members of any other armed service including any Reserve component. They are subject to the initial active duty training tour for a minimum of 12 weeks.
- h. OBLIGATED SERVICE SECTION (ORS). The ORS is an active status section of the Ready Reserve administered by the Air Reserve Personnel Center (ARPC). Individuals without assignments who have an unfulfilled Military Service Obligation or active service obligations are assigned to ORS pending completion or termination of their obligation.

TABLE X-7 (Continued)

GLOSSARY

- i. READY RESERVE. Consists of units and individual members of the ARF liable for involuntary order to Extended Active Duty (EAD) in time of war or national emergency, or to any situation that the national security requires.
  - j. REINFORCEMENT DESIGNEE. A Ready Reserve member assigned to an Air Reserve Squadron, the Ready Reinforcement Personnel Section of the Obligated Reserve Section. They represent a pool resource providing the Air Force with an added manning capability for needs which can be anticipated but which cannot be precisely established by grade and AFSC. They are in nonpay status.
  - k. RESERVE OFFICER REPRESENTATION ON AIR FORCE STAFFS (STATUTORY TOURS). USAFR officers assigned under 10 U.S.C 265, 8033, 8019 to USAF staff position and Major Commands to formulate plans and policies affecting the USAFR.
  - l. RETIRED RESERVE. Consists of USAFR members who, on the basis of law, have been determined eligible for retirement with or without pay and who are assigned upon their request or by law to the Retired Reserve.
  - m. STANDBY RESERVE. Consists of the Nonaffiliated Reserve Section (NARS) (Active Status) and the Inactive Status List Reserve Section (ISLRS) assigned to and administered by ARPC. Members may only be ordered to EAD in time of war or national emergency declared by Congress.
- AIR FORCE SERVICE INFORMATION AND NEWS CENTER (AFSINC). Constituted as Air Force Service Information and News Center and activated as a Separate Operating Agency, 1 June 1978.
- AIR FORCE SYSTEMS COMMAND (AFSC). Established as Research and Development Command, 23 January 1950; organized as a Major Command, 1 February 1950; redesignated Air Research and Development Command, 16 September 1950; redesignated Air Force Systems Command, 1 April 1961.
- AIR FORCE TEST AND EVALUATION CENTER (AFTEC). Constituted as Air Force Test and Evaluation Center and activated as a Separate Operating Agency, 1 January 1974.
- AIRLIFT. Deployment of personnel, equipment and supplies.
- AIR NATIONAL GUARD SUPPORT CENTER (ANGSC). Constituted as Air National Guard Support Center, 10 May 1979; activated as a Direct Reporting Unit, 1 June 1979.
- AIR TRAINING COMMAND (ATC). Established as a Major Command under designation of Air corps Flying Training Command, 23 January 1942; redesignated Army Air Forces Flying Training Command, March 1942; redesignated Army Air Forces Training Command, 31 July 1943; redesignated Air Training Command, 1 July 1946.
- ALASKAN AIR COMMAND (AAC). Constituted as Alaskan Air Force, 28 December 1941; activated as a Major Command, 15 January 1942; redesignated Eleventh Air Force, 5 February 1942; redesignated Alaskan Air Command, 18 December 1945.

TABLE X-7 (Continued)  
GLOSSARY

ALBERT F. SIMPSON HISTORICAL RESEARCH CENTER (AFSHRC). Constituted as Albert F. Simpson Historical Research, Center, 25 May 1979; activated as a Direct Reporting Unit, 1 July 1979.

ALCM. Air Launched Cruise Missile.

AMRAAM. Advanced Medium Range Air-To-Air Missile.

APPROPRIATION. Funds enacted by Congress to provide to the Air Force dollars for acquiring, implementing, operating, maintaining, and supporting its missions, functions, and activities. Before FY 1971, the aircraft, missile, and other procurement appropriations were no-year accounts, that is, available for obligation until expended. Since FY 1971, these appropriations have been designated multiple year appropriations and are available for obligation for three years. Example: FY 1982 funds made available for these appropriations will expire for obligation purposes on 30 September 1984 and lapse for disbursement purposes on 30 September 1986. The Research, Development, Test and Evaluation appropriation (also a no-year account before FY 1971) is now a multiple year appropriation, but available for obligation only for two years. Example: FY 1982 funds made available for this appropriation will expire for obligation purposes on 30 September 1983 and lapse for disbursement purposes on 30 September 1985. Military Construction was a no-year account before FY 1979. Subsequent to FY 1979 the appropriation was designated as a multiple-year (5-year) appropriation by Congress. Examples: 1982 funds made available will expire for obligation purposes on 30 September 1986 and lapse for disbursement purposes on 30 September 1988. Single-year appropriation such as FY 1982 Operation and Maintenance (O&M); Military Personnel; Reserve Personnel Air Force; O&M Air Force Reserve; O&M National Guard; National Guard Personnel, Air Force; etc., will expire for obligation purposes on 30 September 1982. (AFR 173-13/Atch 1/1 Feb 82)

APPROPRIATION ACCOUNT. An account established to make amounts available for obligation and expenditure from the Treasury. Appropriation accounts include not only accounts to which money is appropriated, but also revolving funds, working funds, trust funds, etc. Appropriation accounts do not include official deposit funds. (AFR 173-13/Atch 1/1 Feb 82)

APPROPRIATION 3010: AIRCRAFT PROCUREMENT. Provides for fabricating and procuring aircraft weapon systems, modifications, direct group support equipment, aircraft industrial facilities, spares and repair parts, war consumables, miscellaneous aircraft requirements, and first destination transportation. It includes procuring Air Force Stock Fund items (except from the stock fund), base procurement, contract technical services, engineering data, installing prototype modification under HQ USAF approved-and-directed modernization and maintenance programs, and labor required for Class IV and V modifications, when the aircraft are a part of the scheduled modernization program. (AFR 173-13/Atch 1/1 Feb 82)

TABLE X-7 (Continued)  
GLOSSARY

APPROPRIATION # 3020: MISSILE PROCUREMENT. Provides for fabricating and procuring missile weapon systems, operational space systems, modifications, spares and repair parts, component improvements, industrial facilities, miscellaneous missile requirements, first destination transportation, site activation, and technical data. It excludes procuring Air Force Stock Fund items (except from the stock fund), base procurement, and contract technical services. (AFR 173-13/Atch 1/1 Feb 82)

APPROPRIATION 3080: OTHER PROCUREMENT. Provides for fabricating and procuring direct and indirect ground weapon support material (munitions and associated equipment, vehicular equipment, electronic and telecommunication equipment, other base maintenance and support equipment), other industrial facilities, equipment modifications, investment-type spares, and first destination transportation. It includes installation and replacement of equipment, production, product improvement, testing, technical data and handbooks procured with end item equipments. (AFR 173-13/Atch 1/1 Feb 82)

APPROPRIATION 3300: MILITARY CONSTRUCTION. Provides for acquiring, constructing, installing and equipping temporary or permanent public works, military installations, and facilities for the Regular Air Force. It includes planning and design, major construction (inside and outside of the United States), minor construction, and support activities. (AFR 173-13/Atch 1/1 Feb 82)

APPROPRIATION 3400: OPERATION AND MAINTENANCE: Provides for financing day-to-day operating and maintenance cost of Air Force activities. These funds include amounts for pay of civilians, contract services for maintenance of equipment and facilities, fuel, supplies, and repair parts for weapon systems and equipment. (AFR 173-13/Atch 1/1 Feb 82)

APPROPRIATION 3500: MILITARY PERSONNEL. Provides for military personnel costs including pay and allowances for officers, enlisted personnel, and cadets; subsistence of enlisted personnel; movements-permanent change of station (PCS); and other military personnel costs such as apprehension of deserters, interest on enlisted personnel's deposits, and death gratuities. (AFR 173-13/Atch 1/1 Feb 82)

APPROPRIATION 3600: RESEARCH, DEVELOPMENT, TEST AND EVALUATION (RDT&E). Provides for research, development, test and evaluation, and for operating and maintaining R&D facilities, for examples, technology base, advanced technology development, strategic programs, tactical programs, intelligence and communications programs, and program-wide management and support. (AFR 173-13/Atch 1/1 Feb 82)

TABLE X-7 (Continued)  
GLOSSARY

APPROPRIATION REIMBURSEMENT. Amounts collected or to be collected for commodities, work or service furnished or to be furnished to another appropriation or fund or to an individual, firm or corporation which by law may be credited to an appropriation or fund account. Amounts to be collected include accounts receivable, reimbursements earned but not billed and amounts anticipated for the remainder of the year. They may also include inter-agency orders accepted and on hand for which delivery has not been made, to the extent that this order is a valid obligation of this ordering agency and the collection will be credited to the appropriation being reported.

APPROVED PROGRAM. Scope and dollar amount approved for implementation of construction and funding by appropriate authority of Office of the Secretary of Defense and/or the Office of Management and Budget through appointment or program clearance.

ASAT. Anti-Satellite (Space Defense and Operations).

B-52 QMI. B-52 Cruise Missile Integration.

B-52 OAS. B-52 Offensive Avionics System.

BASE YEAR. A point of reference representing a fixed price level; usually defined as the fiscal year of initial funding on a program, for example, base year FY 1975 for the F-16, or fixed point in time for starting and index. (AFR 173-2)

BASE-YEAR DOLLARS. Constant dollars of a specified program base year, normally the year of the development estimate.

BUDGET PROGRAM. A subdivision established under an appropriation to identify a significant segment of Air Force operations.

C-1 FULLY READY. An organization fully capable of performing the mission(s) for which it is organized or designed.

C-2 SUBSTANTIALLY READY. An organization capable of performing the mission(s) for which it is organized or designed but having minor deficiencies which reduce its effectiveness.

C-3 MARGINALLY READY. An organization with major deficiencies of such magnitude as to limit severely its capability to perform the mission(s) for which it is organized or designed.

C-4 NOT READY. An organization not capable of performing the mission(s) for which it is organized or designed.

C-5 SERVICE PROGRAMMED NOT COMBAT READY. A unit which, due to service programs, does not possess the prescribed wartime resources or cannot perform the wartime mission for which it is organized, designed, or tasked.

TABLE X-7 (Continued)

GLOSSARY

CHARGEABLE MILITARY PERSONNEL:

1. All USAF Military Personnel on Extended Active Duty who are authorized and assigned to active Air Force Units against position spaces which are chargeable against USAF Authorized Manpower Ceilings.
2. USAF Academy Cadets.
3. Air Force National Guard Air Alert Pilots.

CONSTANT-YEAR DOLLARS. The purchasing power of a dollar of any specific year, past, present, or future.

CONUS OTH-B RADAR. Continental United States over the Horizon-Backscatter Radar.

CURRENT OR THEN-YEAR DOLLARS. Price level at the time expenditures are actually made; includes estimated inflation for out-years.

DEPARTMENT OF AIR FORCE MILITARY PERSONNEL. Military personnel who have been commissioned, appointed, enlisted, or recalled in the United States Air Force.

DEPLOYMENT AREA.

CONTINENTAL - North America and Caribbean Area  
FAR EAST - The Pacific Ocean Area  
EUROPE - Continental Europe, British Isles and North Africa

DISBURSEMENT. The amount of expenditure checks issued and cash payments made, net of refunds received. Disbursements include all advances.

DMSP. Defense Meteorological Satellite Program.

DRILL PAY STATUS RESERVISTS. Reservists assigned to reserve sections in which they are authorized to receive pay for inactive and active duty for training performed.

DRONE. Any aircraft or missile modified or produced as a target for weapon evaluation or crew training, or for reconnaissance, and which has incorporated into its prime design the capability to be flown by remote control.

DSCS III. Defense Satellite Communications System III.

DSP. Defense Support Program.

TABLE X-7 (Continued)

GLOSSARY

ELECTRONIC SECURITY COMMAND (ESC). Established as United States Air Force Security Service, 20 October 1948; organized as a Major Command, 26 October 1948; redesignated Electronic Security Command, 1 August 1979.

EXPENDITURE. Payment of obligations.

FIRST TERM AIRMAN. A regular Air Force Airman with no prior military service, serving on his/her first enlistment in the United States Air Force.

FMC. Fully Mission Capable.

FLYAWAY COST. Airframe, Propulsion Equipment, Electronics, Armament, Avionics, Installed Government-Furnished Equipment, Nonrecurring Production Costs.

FLYING HOURS--MISSION (FH/M). For combat unit aircraft, the average annual flying hours flown on missions such as exercises, deployments, and those directed by higher headquarters. Hours scheduled specifically for the accomplishment of individual or crew proficiency training requirements are excluded. For combat support unit aircraft, these are the average quarterly flying hours flown in performance of the assigned unit mission. (AFR 173-13/Atch 1/1 Feb 82)

FULL TIME. Consists of selected reservists on active duty to provide unit and augmentation support to the Ready Reserve.

FUND. A sum of money or other resource authorized by law to be set aside and to be used or expended only for specified purposes.

LANTIRN. Low Altitude Navigation and Targeting Infrared System for Night.

GUIDED MISSILE. Unmanned, self-propelled vehicle designed to move in a trajectory or flight path all or partially above the earth's surface and whose trajectory or course, while the vehicle is in motion, is capable of being controlled remotely or by homing systems, or by inertial and/or programmed guidance from within. This term does not include space vehicles, space boosters, or Naval torpedoes, but it does include target and reconnaissance drones.

INACTIVE AIRCRAFT. Aircraft which are exempt from reporting.

INACTIVE DUTY TRAINING. Training performed by a USAFR member (while not on Active Duty (AD)) for which pay and point credit may be authorized.

TABLE X-7 (Continued)  
GLOSSARY

INDICES.

(a) Raw. An annual compounding of escalation or inflation rates from a fixed point of reference, designated as 100 or 1.0 and called the base year.

(b) Weighted. A combination of raw escalation or inflation indices and outlay rates that indicates the amount of escalation occurring over the entire period of time that is required to expend TOA. (AFR 173-2)

MAJOR FORCE PROGRAM (MFP). The first breakout of the Five Year Defense Program consisting of ten programs that are organized so that a basic distinction can be made between: (a) activities directly related to defense posture on which independent decisions can be made ("Strategic Forces," for example), and (b) activities whose size and resources are essentially dependent on the size and position of the independent activities ("Administration," for example.) MFPs are displayed so that the force-oriented (independent) programs are listed ahead of the support (dependent) programs. (AFR 173-13/Atch 1/1 Feb 82)

MAJOR INSTALLATIONS. (Two-Part Definition). A major installation is one at which full-time flying or missile operations are conducted either by a permanently assigned squadron, its equivalent, or higher Active or Reserve Air Force Units (It may be an Air Force or other Service installation or a civil airport.)

A major installation is also one at which flying or missile operations are not conducted, but which does have assigned to it a wing head-quarters, its equivalent, or a higher level Air Force organization.

MC. Mission Capable.

MILITARY AIRLIFT COMMAND (MAC). Established as Military Air Transport Service and organized as a Major Command, 1 June 1948; redesignated Military Airlift Command, 1 January 1966.

MILITARY STRENGTH BY COMMAND. All USAF Military Personnel (Permanent Party and Pipeline) who are assigned to active Air Force Units. This strength is composed of individuals, regardless of chargeability to military personnel ceilings, who as individuals are under the jurisdiction of the Secretary of the Air Force.

MINOR INSTALLATIONS. Include auxiliary air fields, missile sites, electronics stations or sites, general support annexes, and Air National Guard installations.

GLOSSARY

MISSION DESIGN AND SERIES (MDS). Air Force Regulation 82-1, dated 27 March 1974, "Designated and Naming Defense Equipment (Military Aircraft, Rockets, and Guided Missiles)," established a uniform system for designating and naming military aircraft and missiles. DOD Directive 4120.15-L, 15 April 1974, "Model Designation of Military Aircraft, Rockets and Guided Missiles," lists the current designation for each of these aerospace vehicles.

An alphanumeric code used to identify a specific type of aircraft. The Mission symbol, "a letter", is used to denote the primary function or capability of an aircraft (for example, "F" in F-4, for fighter). The Design number denotes different aircraft with the same function (for example, "4" in F-4, as opposed to "15" in F-15). The Series symbol, "a letter", is used to denote that significant differences exist between related aircraft because of follow-on production or major modification (for example, "C" in F-4C, as opposed to "D" F-4D). In certain cases, another letter can precede the MDS designation. This letter is used to indicate that the particular aircraft no longer has the same characteristics as others of the same MDS; (for example, "R" in RF-4C, as opposed to F-4C). This application is termed "modified Mission symbol." Another example is "Y" in YF-4E, as opposed to F-4E. This application is termed "status prefix symbol." The modified Mission symbol indicates that the aircraft has more or different mission capabilities than others of the same MDS. The status prefix symbol indicates that the aircraft is not standard configuration and, therefore, not usable in a standard force unit.

MOBILIZATION AUGMENTEE. A Ready Reserve member not in a unit organized to serve as a unit but assigned against an individual manpower authorization, normally in, but not limited to, a Regular Air Force unit.

NAVSTAR GPS. Navstar Global Positioning System.

NMOB. Not Mission Capable Both Supply and Maintenance.

NMQM. Not Mission Capable Maintenance.

NMCS. Not Mission Capable Supply.

NON-CHARGEABLE MILITARY PERSONNEL. All Military Personnel on Extended Active Duty who are authorized and assigned to active Air Force Units against position spaces which are an addition to and not chargeable against USAF Authorized Manpower Ceilings.

NON-PRIOR SERVICE PERSONNEL. Individuals who do not hold and have never held status as members of any other armed service including any Reserve component. They are subject to the initial active duty training tour for a minimum of 12 weeks.

OBLIGATED RESERVE SECTION (ORS). The ORS is an active status section of the Ready Reserve administered by the Air Reserve Personnel Center (ARPC). Individuals without assignments who have an unfulfilled Military Service Obligation or active obligations are assigned to ORS pending completion or termination of their obligation.

TABLE X-7 (Continued)  
GLOSSARY

OBLIGATION. The amount of an order placed, contract awarded, or service received, or any transaction which establishes a legal requirement for the ultimate disbursement of funds.

OBLIGATIONS INCURRED. Amounts of orders placed, contracts awarded, services received, and similar transactions during a given period requiring future payment of money.

OPERATING LOCATION. A permanent duty station of an individual. A station is considered permanent if the orders either specify no period or a period of three months or longer.

OUTLAYS. Gross payments less reimbursements, refunds, and loan repayments received and credited to the appropriation or fund account. Consists of expenditures and net lendings. The terms "outlay" and "expenditures" are virtually synonymous for the Air Force, since the only difference is a relatively insignificant amount of net lending.

PACIFIC AIR FORCES (PACAF). Constituted as Far East Air Forces, 31 July 1944; activated as a Major Command, 3 August 1944; redesignated Pacific Air Command, U.S. Army, 6 December 1945; redesignated Far East Air Forces, 1 January 1947; redesignated Pacific Air Forces, 1 July 1957.

PERMANENT PARTY PERSONNEL. Those USAF personnel assigned to an Air Force unit to perform their principal duty in the furtherance of the unit's mission and who are chargeable against the specific authorizations of the unit. This includes assigned overstrength.

PIPELINE PERSONNEL. Those USAF personnel assigned to an Air Force unit temporarily of the purpose of training or hospitalization, i.e., those who are temporarily ineffective. Such personnel are not chargeable against the specific authorizations of the unit to which they are assigned while in a pipeline status. Pipeline is composed of students and patients.

PLSS. Precision Location Strike System.

PMC. Partially Mission Capable.

PRIOR SERVICE ENLISTMENTS.

1. Former regular airmen who have served a continuous period of duty.
2. Former commissioned or warrant officers who have been separated from the Air Force and who have enlisted in the Regular Air Force as airmen.
3. Former enlisted or inductees of the Army or the Navy who have served on active duty military service for a continuous period.
4. Former enlisted members of a Reserve component of the Air Force who have served on active military service.

TABLE X-7 (Continued)  
GLOSSARY

PROCUREMENT COST. Flyaway Cost plus: Peculiar Ground Support Equipment, Peculiar Training Equipment, Publications, Technical Data, Contractor Technical Services, Installation and Checkout, Factory Training, and Initial Spares.

PROGRAM ACQUISITION COST. (As shown in SAR): Procurement Costs plus Research Development Test and Evaluation, and as Appropriate, Military Construction and Operations & Maintenance.

PROGRAM YEAR. A fiscal year in the Five-Year Defense Program that ends not earlier than the second year beyond the current calendar year. Thus, during Calendar Year 1983, the first Program Year is 1985.

READY RESERVE. Consists of units and individual members of the ARF liable for involuntary order to Extended Active Duty (EAD) in time of war or national emergency, or to any situation that the national security requires.

REENLISTMENT. Airmen who enlist in the Regular Air Force within 90 days after separation from active Air Force duty. This applies to first term and career airmen.

REGULAR AIR FORCE PERSONNEL. Department of the Air Force Military Personnel who by enlistment, appointment, or commission are members of the Regular Air Force.

REINFORCEMENT DESIGNEE. A Ready Reserve member assigned to an Air Reserve Squadron, the Ready Reinforcement Personnel Section of the Obligated Reserve Section. They represent a pool resource providing the Air Force with an added manning capability for needs which can be anticipated but which cannot be precisely established by grade and AFSC. They are in nonpay status.

RESERVE OFFICERS TRAINING CORPS (ROTC). A training corps with units established at civilian educational institutions to qualify students for appointment as Reserve Officers.

RESERVE OFFICER REPRESENTATION ON AIR FORCE STAFFS (STATUTORY TOURS). USAFR officers assigned under 10 U.S.C. 265, 8033, 8019 to USAF staff positions and Major Commands to formulate plans and policies affecting the USAFR.

RETIRED RESERVE. Consists of USAFR members who, on the basis of law, have been determined eligible for retirement with or without pay and who are assigned upon their request or by law to the Retired Reserve.

STANDBY RESERVE. Consists of the nonaffiliated Reserve Section (Active Status) and the Inactive Status List Reserve Section (ISLRS) assigned to and administered by ARPC. Members may only be ordered to EAD in time of war or national emergency declared by Congress.

TABLE X-7 (Continued)

GLOSSARY

STRATEGIC AIR COMMAND (SAC). Constituted as Continental Air Forces, 13 December 1944; activated as a Major Command, 15 December 1944; redesignated Strategic Air Command, 21 March 1946.

STUDENTS. Personnel assigned in a training status to a unit charged with administration of individuals attending a formal course of instruction at a Service or civilian school or a base military training course.

TACTICAL AIR COMMAND (TAC). Established and activated as a Major Command, 21 March 1946; reassigned, as an operational command to Continental Air Command, 1 December 1948; made an operational and administrative command under Continental Air Command, 20 September 1950; returned to status of Major Command, 1 December 1950.

UNITED STATES AIR FORCE ACADEMY (USAFA). Established, 27 July 1954; activated as a Separate Operating Agency, 14 August 1954; status changed from a Separate Operating Agency to a Direct Reporting Unit, 1 September 1978.

UNITED STATES AIR FORCES IN EUROPE (USAFE). Constituted as Eighth Air Force, 19 January 1942; activated as a Major Command, 28 January 1942; redesignated United States Air Strategic Air Forces in Europe, 22 February 1944; redesignated United States Air Forces in Europe, 7 August 1945.

USAFA CADET. U.S. Air Force Academy Cadet. USAFA Cadets are not assigned to activate organized Air Force units. Students are assigned to the USAF academy for training and ultimate commissioning as Regular Air Force officers. These personnel are not considered part of active forces but are chargeable to the active force ceiling.

WAR READINESS MATERIEL (WRM). Quantities of materiel necessary to assure immediate availability of resources to support the initial phase of approved Air Force war plans in the event of an emergency.

1947th ADMINISTRATIVE SUPPORT GROUP. Designated as 1947th Administrative Support group, 21 June 1978; activated as a Direct Reporting Unit, 30 June 1978.

# UNITED STATES AIR FORCE POCKET SUMMARY



## FY 1992/1993 ESTIMATE

ASSISTANT SECRETARY OF THE AIR FORCE  
(FINANCIAL MANAGEMENT AND COMPTROLLER OF THE AIR FORCE)  
WASHINGTON, D. C. 20330-1000

### AIR FORCE INSTALLATION POSTURE FY 1991

	FY 89	FY 90	FY 91 1/
<b>GRAND TOTAL</b>	<b>1,337</b>	<b>1,331</b>	<b>1,318</b>
<b>MAJOR INSTALLATION (BASE) TOTAL</b>	<b>140</b>	<b>140</b>	<b>132</b>
50 States and US Possessions	102	102	101
Foreign	38	38	31
<b>MINOR INSTALLATION (STATION) TOTAL</b>	<b>120</b>	<b>122</b>	<b>117</b>
50 States and US Possessions	107	108	103
Foreign	13	14	14
<b>SUPPORT SITE TOTAL</b>	<b>250</b>	<b>258</b>	<b>258</b>
50 States and US Possessions	130	140	140
Foreign	120	118	118
<b>OTHER ACTIVITY TOTAL</b>	<b>827</b>	<b>813</b>	<b>813</b>
50 States and US Possessions	424	409	409
Foreign	403	404	404

Footnote:  
1/ Estimated.  
OPR: AF/XOOFB, Mrs N Whitehurst, Ext 42129.

### AF AIRCRAFT SQUADRONS BY MISSION AREA 1/

	FY 89	FY 90	FY 91	FY 92 2/
<b>GRAND TOTAL - ALL FORCES</b>	<b>465</b>	<b>507</b>	<b>500</b>	<b>500</b>
<b>ACTIVE FORCES</b>	<b>387</b>	<b>408</b>	<b>399</b>	<b>391</b>
Strategic Bomber	24	21	18	17
Air Refueling	37	38	38	32
Strategic Control & Control	8	8	8	8
Strategic Reconnaissance	4	3	3	3
Strategic Interceptor	2	1	1	0
Fighter 3/	76	77	70	68
Tactical Reconnaissance	8	4	1	0
Tactical Electronic Warfare	4	2	2	2
Tactical Air Btl (FAC) 3/	8	8	8	4
Special Operations Forces	11	11	11	11
Tst Air Control Center	3	3	3	3
Tst Air Control Bypasses 4/	18	18	12	18
Weather	1	1	1	1
Rescue	5	5	5	5
Tactical AWR	19	19	12	18
Strategic AWR	18	21	22	21
Special Mission	1	1	2	3
Aeromedical AWR	3	3	3	3
ICBM	30	30	30	30
<b>AIR RESERVE FORCES</b>	<b>78</b>	<b>100</b>	<b>101</b>	<b>109</b>
AWR	91	91	88	82
AWR 3/	30	30	30	30

Footnote:  
1/ Excludes training, support, and OT&E units.  
2/ Estimated.  
3/ Creation of separate wings and mixed units makes future use of these numbers questionable.  
4/ Includes consolidation of Control and Reporting Centers and Posts.  
5/ Includes Associate squadrons.  
OPR: AF/PEP, Lt Col V Tombs, Ext 46707.

### AIRCRAFT & MISSILE PROCUREMENT (EXCL RAD VEHICLES)

	FY 89 1/	FY 90 1/	FY 91 2/	FY 92 2/	FY 93 2/
<b>GRAND TOTAL</b>	<b>2880</b>	<b>280</b>	<b>291</b>	<b>188</b>	<b>118</b>
B-3A	3	2	2	4	7
<b>CAP AIRCRAFT</b>	<b>182</b>	<b>38</b>	<b>38</b>	<b>27</b>	<b>27</b>
C-17	8	4	-	8	12
C-28A	11	2	-	-	-
C-28A	8	-	-	-	-
C-27A	-	5	5	-	-
C-130H (ANB)	88	12	-	8	12
C-137E	-	1	-	-	-
AC-130U (BOP)	8	5	-	-	-
MC-130H	-	1	-	-	-
MC-130H (BOP)	17	2	-	-	-
MC-408	8	20	4	-	-
F-15A/B/C/D/E	380	38	38	-	-
F-15A/B/C/D	1878	180	108	48	24
T7E TRAINER	1	14	28	37	37
<b>MISSILES</b>					
<b>GRAND TOTAL</b>	<b>81788</b>	<b>3888</b>	<b>1878</b>	<b>1877</b>	<b>2488</b>
AIM-54 (MANYECKER SR)	13842	2878	800	-	-
AIM-54A (MANYECKER)	8302	878	130	485	801
AIM-130 (POWERED SR)	18	38	48	120	148
AIM-7M (SPARROW)	8270	-	-	-	-
AIM-9M (SIDEWINDER)	8418	-	-	-	-
AMRAAM	1274	818	470	1000	1310
HAVE NAP	8	22	28	32	-
FACEBOMBER (M-X)	88	12	12	-	-
TARGET DRONES	78	48	100	80	124

Footnote:  
1/ Estimated.  
OPR: SA/AGDR, Ms O Hughes, Ext 62371.

### TOTAL USAF AIRCRAFT INVENTORY (TA) 1/

	FY 89	FY 90	FY 91 2/	FY 92 2/
<b>GRAND TOTAL</b>	<b>6,239</b>	<b>6,287</b>	<b>6,287</b>	<b>6,288</b>
<b>ACTIVE FORCES</b>	<b>5,877</b>	<b>6,000</b>	<b>6,000</b>	<b>6,000</b>
STRATEGIC BOMBER	412	389	381	381
TRAINER	884	888	888	888
REPAIR/MAINT	2,885	2,788	2,788	2,788
RESCUE	418	348	348	347
CARGO/TRANSPORT	638	634	738	787
SEARCH/RESCUE	35	38	38	38
HELICOPTER	282	212	217	219
TRAINER	1,888	1,838	1,448	1,437
UTILITY/OBSERVATION	148	141	88	111
<b>AIR RESERVE FORCES</b>	<b>3,462</b>	<b>3,287</b>	<b>3,287</b>	<b>3,288</b>
AWR	1,781	1,719	1,811	1,840
AWR	487	568	488	612

### NON-USAFF (FOREIGN GOVERNMENT OWNED) AIRCRAFT 1/

	FY 89	FY 90	FY 91 2/	FY 92 2/
<b>GRAND TOTAL</b>	<b>88</b>	<b>88</b>	<b>88</b>	<b>88</b>

### AIR FORCE FLYING HOURS (000)

	FY 89	FY 90	FY 91 2/	FY 92 2/
<b>GRAND TOTAL</b>	<b>3,482</b>	<b>3,288</b>	<b>3,288</b>	<b>3,288</b>
AF	2,888	2,788	2,888	2,888
AWR	487	488	488	487
AWR	188	188	187	184

Footnote:  
1/ TA = Primary Act Inventory (PA) + Backup Act Inventory (BA) + Attrition Reserve.  
2/ Programmed.  
OPR: (Inventory) AF/PEP, Ext 77818; (FH) AF/FOOT, Ext 77892.

### AIR FORCE PERSONNEL DISTRIBUTION (000) 1/

	FY 89	FY 90	FY 91 2/	FY 92 2/	FY 93 2/
<b>ACTIVE FORCES 3/</b>					
<b>GRAND TOTAL</b>	<b>832</b>	<b>784</b>	<b>748</b>	<b>708</b>	<b>681</b>
<b>MILITARY TOTAL</b>	<b>571</b>	<b>535</b>	<b>500</b>	<b>488</b>	<b>458</b>
Officers	104	100	97	92	87
Enlisted	463	431	408	390	367
Cadets	4	4	4	4	4
<b>CIVILIAN TOTAL</b>	<b>281</b>	<b>248</b>	<b>238</b>	<b>223</b>	<b>223</b>
Direct Hire	248	238	228	213	213
AFRES Technicians	(8)	(10)	(10)	(10)	(10)
ANG Technicians	(24)	(24)	(24)	(24)	(24)
Indirect Hire	12	11	11	10	10

### AIR RESERVE FORCES 4/

	FY 89	FY 90	FY 91 2/	FY 92 2/	FY 93 2/
<b>GRAND TOTAL</b>	<b>288</b>	<b>285</b>	<b>285</b>	<b>282</b>	<b>285</b>
<b>READY RESERVE 5/</b>	<b>248</b>	<b>270</b>	<b>288</b>	<b>285</b>	<b>288</b>
ANG Selected Reserve	118	117	117	118	119
AF Reserve (Sel Res)	83	84	86	81	82
AF Reserve (IRR)	50	89	85	86	87
<b>STANDBY RESERVE</b>	<b>17</b>	<b>15</b>	<b>17</b>	<b>17</b>	<b>17</b>

Footnote:  
1/ Totals may not add due to rounding.  
2/ Estimated.  
3/ Excludes nonchargeable personnel.  
4/ Does not include Training/Pay Categories J, K and L.  
5/ Excludes retired Air Force Reserve.  
OPR: (AF MIL) AF/DPPP, Ms J Braeden, Ext 58711; (AFR) AF/REPP, Mr W Limbrick, Ext 73481;  
(ANG) NGB/DPMX, Ms M A Guy, Ext 58216; (AFR TECH) AF/REXP, Capt O Harrington, Ext 78004;  
(CV) AF/DPCP, Mr M Coe, Ext 42478.

**FY 90 AF PERSONNEL END STRENGTH (MAJCOM, SOA, DRU)**

	MILITARY	CIVILIAN	TOTAL
<b>GRAND TOTAL</b>	<b>530,863</b>	<b>248,875</b>	<b>779,738</b>
<b>MAJCOM TOTAL/DETAIL</b>	<b>510,743</b>	<b>186,957</b>	<b>697,700</b>
Air Training Command (ATC)	52,348	11,057	63,405
Air University (AU)	5,681	1,495	7,156
Alaskan Air Command (AAC)	7,300	1,277	8,577
AF Communications Cmd (AFCC)	43,872	7,625	51,497
Electronic Security Cmd (ESC)	12,001	1,300	13,301
AF Logistics Command (AFLC)	11,687	81,423	93,110
Military Airlift Command (MAC)	66,663	14,023	80,686
Pacific Air Forces (PACAF)	28,204	8,876	37,080
AF Space Command (AFSPACECOM)	6,312	1,752	8,064
Strategic Air Command (SAC)	92,713	11,473	104,186
AF Systems Command (AFSC)	22,173	25,091	47,264
Tactical Air Command (TAC)	87,553	11,343	98,896
US Air Forces, Europe (USAFE)	57,575	9,101	66,676
AF Operations Command	5,411	0	5,411
AF Elements: Oth & Europe	11,270	1,121	12,391
<b>SOA TOTAL/DETAIL</b>	<b>12,347</b>	<b>30,542</b>	<b>42,889</b>
AF Acct'ng & Fin Ctr (AF AFC)	242	2,223	2,465
AF Acquisition Ctr	0	0	0
AF Audit Agency (AF AA)	174	708	882
AF Commissary Service (AF COMS)	1,072	8,648	9,720
AF Engin'g & Scvs Ctr (AF ESC)	379	519	898
AF Inspec'n & Safety Ctr (AF ISC)	327	126	453
AF Intel Agency (AF IA)	669	229	898
AF Legal Services Ctr (AF LSC)	468	148	614
AF Mgmt Eng Agency (AF MEA)	160	91	251
AF Military Pers Ctr (AF MPC)	1,445	569	2,014
AF Office of Med Supt (AF OMS)	98	201	299
AF Security Police (AF OSP)	60	59	119
AF Spec Investigations (AF OSI)	2,003	514	2,517
AF Oper Test & Eval Ctr (AF OTEC)	486	192	678
AF Reserve (AF RES)	297	13,541	13,838
AF Reserve Personnel Ctr (AF RPC)	107	558	665
AF Svc Info & News Ctr (AF SINC)	575	202	777
San Antonio JMC	3,787	2,014	5,801
<b>DRU TOTAL/DETAIL</b>	<b>7,773</b>	<b>31,376</b>	<b>39,149</b>
USAF Academy (USAF A) 1/	2,568	1,462	4,030
AF Ctr for Inter'al Prog (AF CIP)	48	28	76
AF Ctr for S & A (AF CSA)	95	40	135
AF CivPers Mgmt Ctr (AF CPMC)	4	1,612	1,616
AF Combat Oper's Staff (AF COS)	219	22	241
AF Cost Center	17	33	50
AF District of Washington (AF DW)	1,494	1,021	2,515
USAF Hist Res Ctr (USAF HRC)	17	76	93
US SPACOM/NORAD	527	122	649
AF Review Boards Office (AF RBO)	15	61	76
AF Tech Appn Ctr (AF TAC)	1,231	102	1,333
ANG Support Center (NGB)	22	393	415
ANG Civilians	0	25,492	25,492
HAF	1,496	912	2,408
AF Program Exec Office (PEO)	20	0	20

Footnote:

1/ Excludes Cadets.

OPR: Military: Ms J Breeden, Ext 56711; Civilian: Mr M Cox, Ext 42478.

**BUDGET AND FINANCE  
FEDERAL (FED), DEPARTMENT OF DEFENSE (DOD), & AIR FORCE (AF)  
(DOLLARS IN MILLIONS, UNLESS OTHERWISE NOTED)**

	FY 80	FY 90	FY 91 1/	FY 92 1/	FY 93 1/
<b>TOTALS: FED, DOD, &amp; AF</b>					
GNP (Bil \$)	2,671	5,406	5,643	5,984	5,344
FED OUTLAYS (Bil \$)	591	1,252	1,410	1,448	1,454
<b>DOD OUTLAYS</b>	<b>132,941</b>	<b>289,756</b>	<b>287,451</b>	<b>283,046</b>	<b>279,148</b>
As % of GNP	5.0%	5.4%	5.1%	4.7%	5.2%
As % of Federal Outlays	22.5%	23.1%	20.4%	19.6%	19.2%
DOD OUTLAYS-FY 92 \$	234,064	314,292	296,418	283,045	268,369
DOD TOT OBLIG AUTH (TOA)	141,982	293,815	274,283	279,003	278,635
DOD TOA-FY 92 \$	239,781	317,449	282,248	279,003	268,038
<b>AF OUTLAYS</b>	<b>38,976</b>	<b>93,546</b>	<b>91,505</b>	<b>88,692</b>	<b>87,545</b>
As % of Fed Outlays	6.6%	7.5%	6.5%	6.1%	6.0%
As % of DoD Outlays	29.3%	32.3%	31.8%	31.3%	31.4%
AF OUTLAYS-FY 92 \$	67,474	101,713	93,677	88,692	84,215
AF TOA	38,976	93,546	91,505	88,692	87,545
AF TOA-FY 92 \$	67,474	101,713	93,677	88,692	84,215
<b>AF DETAIL: TOA BY APPROPRIATION ACCOUNT</b>					
3010 Aircraft Procurement	7,901	15,347	9,374	10,915	13,456
3020 Missile Procurement	2,149	6,296	5,731	5,841	6,776
3080 Other Procurement	2,852	8,505	7,599	8,058	8,989
3300 MILCON	567	1,106	930	1,082	781
3730 MILCON - AFR	12	46	39	21	37
3830 MILCON - ANG	36	236	181	132	41
3800 RDT&E	5,001	13,584	11,687	15,155	15,185
3500-AF MILPERS	8,496	20,047	20,015	18,905	18,739
3700-AFR MILPERS	226	662	689	705	727
3850-ANG MILPERS	299	1,064	1,119	1,146	1,195
3400-AF O&M	12,421	22,454	20,856	20,352	20,760
3740-AFR O&M	511	1,018	1,086	1,075	1,233
3840-ANG O&M	1,283	2,020	2,272	2,288	2,701
7040-MFH	0	127	163	172	188
7045-MFH Ops/Deble	0	750	771	909	979
4921 Stock Fund	0	111	886	0	0
<b>AF DETAIL: TOA BY MAJOR FORCE PROGRAM</b>					
1, Strat Forces	8,620	12,914	12,207	12,533	13,360
2, Gen Purpose Forces	11,604	21,130	17,746	17,211	17,712
3, Intelligence/Comm	4,670	17,674	16,658	19,078	19,620
4, Airlift Forces	2,216	5,472	4,193	5,844	7,586
5, Reserve Forces	3,073	5,643	5,380	5,473	6,031
6, RDT&E	4,174	8,933	7,754	9,428	9,267
7, Depot Maint/Sup	4,508	9,385	7,661	5,221	5,141
8, Training/Medical	3,882	9,615	10,043	10,347	10,625
9, Administration	529	1,305	1,180	1,186	1,831
10, Support Other Nations	281	104	111	157	181
11, SOF	0	1,220	287	280	333

Footnote:

1/ Estimate.

OPR: SAF/FMBM, Mr D Sutor, Ext 54938.