

Date 23 Feb 2011

MEMORANDUM FOR SAF/PA

FROM: SAF/FMCE

SUBJECT: Public Release Approval Request

1. The attached material, described below, is forwarded for security and policy review in accordance with AFI 35-101, Chapter 15:

TITLE: USAF Summaries for 1945-2005  
(Please include page count)

AUTHOR/ORGANIZATION: SAF/FMCE

PRESENTATION TO: *General Public*

DATE: *As soon as "Approved" for Public Release*

LOCATION: *DTIC Public Database*

PUBLICATION IN: *N/A*

SUBMITTAL DEADLINE: *N/A*

REQUEST REPLY BY: *23 Feb 2011*

**DEPARTMENT OF THE AIR FORCE  
SAF/PA  
CLEARED THIS INFORMATION**

**FEB 23 2011**

**FOR PUBLIC RELEASE**

2. SAF/FMC has no objection to public release of this document upon approval from SAF/PA.

3. (This line is for any comments or recommendation you may have in reference to the document you are submitting for review; if prior coordination has been performed, please list POC and phone number.) Please list one addition POC other than submitter.

Signed/evb/022311/fmcee  
Eli V. Brown, Maj, USAF  
SAF/FMCEE

*Attachment  
6 Copies (required)*



DEPARTMENT OF THE AIR FORCE  
WASHINGTON, DC

21 Jan 2011

Office of the Secretary

MEMORANDUM FOR AF/HO

EVJ  
KAS-2005

FROM: SAF/PA (Security and Policy Review)

SUBJECT: Public Release Coordination (PAIRS 2011-0034)--USAF Summaries for ~~1976-1985~~ - FOR PUBLIC  
RELEASE SUSPENSE: 28 Jan 2011

The purpose of the memo is to obtain subject matter expert coordination for public release of the attached document and has been sent concurrently to each addressee. This memo replaces the Public Affairs Information Release System (PAIRS) form and should be protected as "For Official Use Only". Please review and respond in the 1st indorsement with one of the provided dispositions. If you have any questions, concerns, or comments feel free to contact me at 703-697-3222/3994. FAX 703-693-9452.

*Devallee Pridgen-Gattison*  
DEVALEE PRIDGEN-GATTISON  
Security Review Specialist  
Secretary of the Air Force  
Office of Public Affairs

1st Ind, AF/HO

TO: SAF/PA (Security and Policy Review)

- No objection
- No objection, subject to recommendation
- No objection, subject to amendments for security and policy as indicated by brackets
- Objection (Amendments to permit publication are impractical. State reason)
- No Equity

*William C. Heindahl* 16/2/11  
(Reviewers Signature) (Date)  
William C. Heindahl  
(Print Reviewer's Name/duty title/phone number)  
Deputy Director  
HQ USAF/HO 697-5600

**UNITED STATES AIR FORCE**

**STATISTICAL DIGEST**

FISCAL YEAR 2003

PREPARED BY

DEPUTY ASSISTANT SECRETARY

(COST AND ECONOMICS)

ASSISTANT SECRETARY OF THE AIR FORCE

(FINANCIAL MANAGEMENT AND COMPTROLLER OF THE AIR FORCE)

SAF/FMC, 1130 AIR FORCE PENTAGON,

WASHINGTON, DISTRICT OF COLUMBIA 20330-1130

# Report Documentation Page

Form Approved  
OMB No. 0704-0188

Public reporting burden for the collection of information is estimated to average 1 hour per response, including the time for reviewing instructions, searching existing data sources, gathering and maintaining the data needed, and completing and reviewing the collection of information. Send comments regarding this burden estimate or any other aspect of this collection of information, including suggestions for reducing this burden, to Washington Headquarters Services, Directorate for Information Operations and Reports, 1215 Jefferson Davis Highway, Suite 1204, Arlington VA 22202-4302. Respondents should be aware that notwithstanding any other provision of law, no person shall be subject to a penalty for failing to comply with a collection of information if it does not display a currently valid OMB control number.

1. REPORT DATE <b>2003</b>		2. REPORT TYPE		3. DATES COVERED <b>00-00-2003 to 00-00-2003</b>	
4. TITLE AND SUBTITLE <b>United States Air Force Statistical Digest, Fiscal Year 2003</b>				5a. CONTRACT NUMBER	
				5b. GRANT NUMBER	
				5c. PROGRAM ELEMENT NUMBER	
6. AUTHOR(S)				5d. PROJECT NUMBER	
				5e. TASK NUMBER	
				5f. WORK UNIT NUMBER	
7. PERFORMING ORGANIZATION NAME(S) AND ADDRESS(ES) <b>Operations Statistics Division,D Statistical Services,DCS Comptroller, USAF,Washington,DC</b>				8. PERFORMING ORGANIZATION REPORT NUMBER	
9. SPONSORING/MONITORING AGENCY NAME(S) AND ADDRESS(ES)				10. SPONSOR/MONITOR'S ACRONYM(S)	
				11. SPONSOR/MONITOR'S REPORT NUMBER(S)	
12. DISTRIBUTION/AVAILABILITY STATEMENT <b>Approved for public release; distribution unlimited</b>					
13. SUPPLEMENTARY NOTES					
14. ABSTRACT					
15. SUBJECT TERMS					
16. SECURITY CLASSIFICATION OF:			17. LIMITATION OF ABSTRACT	18. NUMBER OF PAGES	19a. NAME OF RESPONSIBLE PERSON
a. REPORT <b>unclassified</b>	b. ABSTRACT <b>unclassified</b>	c. THIS PAGE <b>unclassified</b>			



## FOREWORD

The United States Air Force Statistical Digest has been published each year since 1948. It is the longest running continuing publication in the Air Force having first appeared one year after the Air Force was formed as a separate service. Individuals requiring a historical description of Air Force resources, organizations, and activities have found each issue an invaluable addition to their reference sources.

We welcome your comments and suggestions for improvement of future issues. Suggested new topics and/or different data arrays will be seriously considered. This is your publication - we want to make it as useful as possible. Mail your suggestions to SAF/FMC, 1130 Air Force Pentagon, Washington, D.C. 20330-1130. The FY 2004 Statistical Digest should be available on the AF portal in the late Spring of 2005. Please note that some of the comparable data for identical time periods in this year's edition may differ from those in previous editions. This is because of updates to prior years' actuals and a thorough revisit to all cited original sources.

For more information about the office and activities of the Assistant Secretary of the Air Force (Financial Management and Comptroller) and subordinate offices, log on to the SAF/FM portion of the AF portal. This web site is also an excellent source of information for the entire spectrum of financial management.



Richard K. Hartley  
Deputy Assistant Secretary  
(Cost and Economics)



# FY 2003 United States Air Force Statistical Digest

## Table of Contents

Page Number

### Section A - Federal Government


Table A-1	Gross Domestic Product Components (Constant \$)	1
Table A-2	Gross Domestic Product Components (Then-Year \$)	2
Table A-3	Federal Budget Outlays by Superfunction (Then-Year \$)	3
Table A-4	Federal Receipts and Outlays (Then - Year \$)	4
Table A-5	Federal Receipts and Outlays (Constant \$)	5
Table A-6	Federal Budget Receipts by Source (Then-Year \$)	6
Table A-7	Federal Government Dollar	7

### Section B - Department of Defense

Table B-1	DoD Appropriation Acts - Dates of Enactment	8
Table B-2	DoD TOA and Outlay Budget Trends (Then-Year \$)	9
Table B-3	Total National Defense (Current \$)	10
Table B-4	DoD Total Obligational Authority: Investment, Research and Operations Accounts (Then-Year \$)	11
Table B-5	DoD Budget Outlays: Investment, Research and Operations Accounts (Then-Year \$)	12
Table B-6	DoD Total Obligational Authority by Service Component (Then-Year \$)	13
Table B-7	DoD: Outlays by Service Component (Then-Year \$)	14
Table B-8	DoD TOA: Procurement by Service Component (Then-Year \$)	15
Table B-9	DoD TOA: RDT&E Detail (Then-Year \$)	16
Table B-10	DoD Personnel Population by Service Component	17
Table B-11	DoD Pay (As a Percent of Total DoD Outlays)	18
Table B-12	Defense Outlays vs. Payments to Individuals (As a Percent of GDP)	19-20
Table B-13	Defense Outlays vs. Payments to Individuals (As a Percent of Fed Outlays)	21

### Section C - Air Force Budget

Table C-1	AF TOA and Outlay Trends (Then-Year \$)	22
Table C-2	AF Outlays by Appropriation (Then-Year \$)	23
Table C-3	AF TOA by Appropriation (Then-Year \$)	24
Table C-4	AF TOA: Procurement, RDT&E and MILCON Appropriations vs. All other Appropriations (Constant \$)	25
Table C-5	Total AF Personnel Budget Outlay Trends (Then-Year \$)	26
Table C-6	AF Direct Personnel Cost and End Strength (Then-Year \$)	27
Table C-7	Total AF O&M Funding Detail by Budget Activity & Commodity Group (Then-Year \$)	28
Table C-8	AF TOA Changes (Constant \$)	29
Table C-9	AF Facilities Maintenance & Repair Value of Backlog (Then-Year \$)	30
Table C-10	AF Military Family Housing Data	31



## Section D - Air Force Personnel

Table D-1	AF Military Personnel	32
Table D-2	AF Personnel Distribution	33
Table D-3	AF Personnel by MAJCOM, FOA and DRU	34-40
Table D-4	AF Personnel by State and Country of Assignment	41-47
Table D-5	AF Personnel Distribution within Major Installations	48-56
Table D-6	AF Manpower by AF Functional Group	57-58
Table D-7	AF Active Duty Military Personnel by Grade	59
Table D-8	AF Military Personnel By Age	60
Table D-9	AF Military Women by Grade	61
Table D-10	AF Military Minority Population by Grade	62-63
Table D-11	AF Military Personnel by Ethnic Descent	64
Table D-12	Officer Population by Educational Level	65
Table D-13	AF Officer Personnel by Competitive Category	66
Table D-14	AF Officer Personnel by Occupational Field	67
Table D-15	AF Active Duty Pilots and Navigators Requirements and Inventory	68
Table D-16	AF Rated Officers on Flying Status (By Grade)	69
Table D-17	AF Pilots, Navigators and ABMs Receiving Incentive Pay	70
Table D-18	AF Pilots, Navigators and ABMs Actually Flying	70
Table D-19	AF Pilots, Navigators and ABMS by MAJCOM/FOA/DRU (Includes Trainees)	71-74
Table D-20	AF Enlisted Personnel by Career Field	75
Table D-21	AF Enlisted Force by Educational Level	76
Table D-22	AF Non-Prior Service Enlisted Accessions By Education and Gender	77
Table D-23	AF Reserve Personnel	78-80
Table D-24	AF Military Retirement Program Population Summary and Cost	81
Table D-25	AF Retired Military Population by Grade	82
Table D-26	Retired Military Population by Disability Category	83
Table D-27	Civilian Permanent Air Force Positions	84
Table D-28	Key Personnel of the Air Force Secretariat	85-88
Table D-29	Key Air Staff Personnel	89
Table D-30	Key Air Force Commanders	90
Table D-31	Key Field Operating Agency Personnel	91



**Section E - Air Force Bases, Units, Material and Flying Hours**

Table E-1	Total Aircraft Inventory (TAI) Trends	92
Table E-2	Air Force Total Aircraft Inventory (TAI) By Mission	93
Table E-3	ICBM Inventory	93
Table E-4	AF Squadron by Mission Area	94
Table E-5	Aircraft & Missile Procurement	95
Table E-6	Air Force Selected total Aircraft Inventory (TAI) By Mission/Designation	96-98
Table E-7	AF Reserve Selected Total Aircraft Inventory (TAI) by Mission/Designation	99
Table E-8	ANG Selected Total Aircraft Inventory (TAI) by Mission/Designation	100
Table E-9	AF Reserve Flying Unit Locations by State for FY02	101
Table E-10	ANG Flying Unit Locations by State and Territory for FY02	102
Table E-11	Flying Hours Stratified by Regular and Reserve Forces, MAJCOM and FOA	103
Table E-12	AF Flying Hours Stratified by Aircraft Mission/Designation	104-105
Table E-13	Flying Hours Stratified by AF Reserve Mission/Designation	106
Table E-14	Flying Hours Stratified by ANG Mission/Designation	107
Table E-15	AF Average Aircraft Age Trends	108
Table E-16	Regular AF Average Age of Aircraft by Mission/Designation	109-110
Table E-17	AF Reserve Average Age of Aircraft by Mission/Designation	111
Table E-18	ANG Average Age of Aircraft by Mission/Designation	112
Table E-19	Average Age of Missiles and Drones by Mission/Designation	113
Table E-20	AF Installation Posture FY99-03	114
Table E-21	Aircraft Mishap and Destroy Rates per 100,000 Flying Hours	115

**Section F - AF Indices, Rates and Factors**

Table F-1	GDP Deflator, Consumer Price Index and Producer Price Index	116
Table F-2	Annual Percent Change in Consumer Price Indexes	117
Table F-3	USAF Raw Inflation Indices	118
Table F-4	USAF Weighted Inflation Indices	119
Table F-5	Military Monthly Basic Pay by Grade and Years of Service	120
Table F-6	Military Monthly Basic Allowance for Housing & Basic Allowance for Subsistence	121
Table F-7	Military Annual Standard Composite Pay Based on FY2005 President's Budget	122
Table F-8	AF Military Standard Composite Pay Trends	123
Table F-9	Civilian Pay Schedule	124
Table F-10	Military and Civilian Pay Increase Trends	125

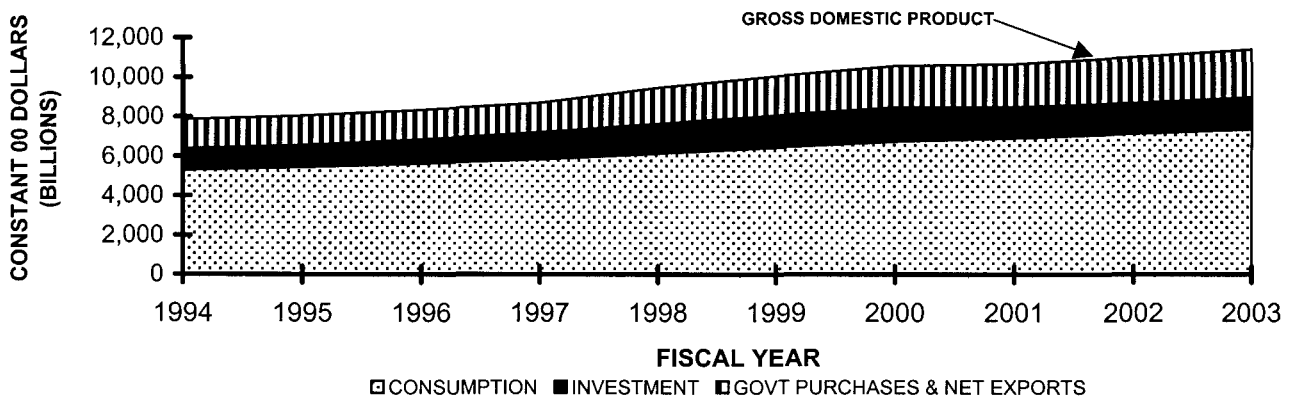


Table A-1

**GROSS DOMESTIC PRODUCT COMPONENTS**  
(CONSTANT 2000 DOLLARS IN BILLIONS)  
(1)

CALENDAR YEAR	GDP	CONSUMPTION	INVESTMENT	GOVERNMENT PURCHASES		NET EXPORTS
				DEFENSE	Non-DEFENSE (2)	
1994	7,835.5	5,290.7	1,099.6	404.6	1,136.7	(79.4)
1995	8,031.7	5,433.5	1,134.0	389.2	1,160.5	(71.0)
1996	8,328.9	5,619.4	1,234.3	383.8	1,181.1	(79.6)
1997	8,703.5	5,831.8	1,387.7	373.0	1,221.0	(104.6)
1998	9,066.9	6,125.8	1,524.1	365.3	1,259.1	(203.7)
1999	9,470.3	6,438.6	1,642.6	372.2	1,314.7	(296.2)
2000	9,817.0	6,739.4	1,735.5	370.3	1,351.3	(379.5)
2001	9,866.6	6,904.6	1,590.6	384.7	1,384.2	(398.1)
2002	10,083.0	7,140.4	1,572.0	418.8	1,418.1	(470.6)
2003	10,397.2	7,362.2	1,635.7	462.6	1,436.9	(505.5)

**GDP MAJOR COMPONENTS**



## FOOTNOTES:

(1) Current as of Jan 30, 2004. This is a chain-type quantity index and is not additive. The 2003 Comprehensive Revision of the National Income and Product Accounts (NIPA) caused the numbers in all prior year categories to be revised.

(2) Consist of federal non-defense, state and local government purchases.

SOURCE: <http://www.bea.gov> - Table 1.1.6 of NIPA tables

OPR: SAF/FMCE, Ms Rachel Weber, 703-693-0676 or DSN 223-0676

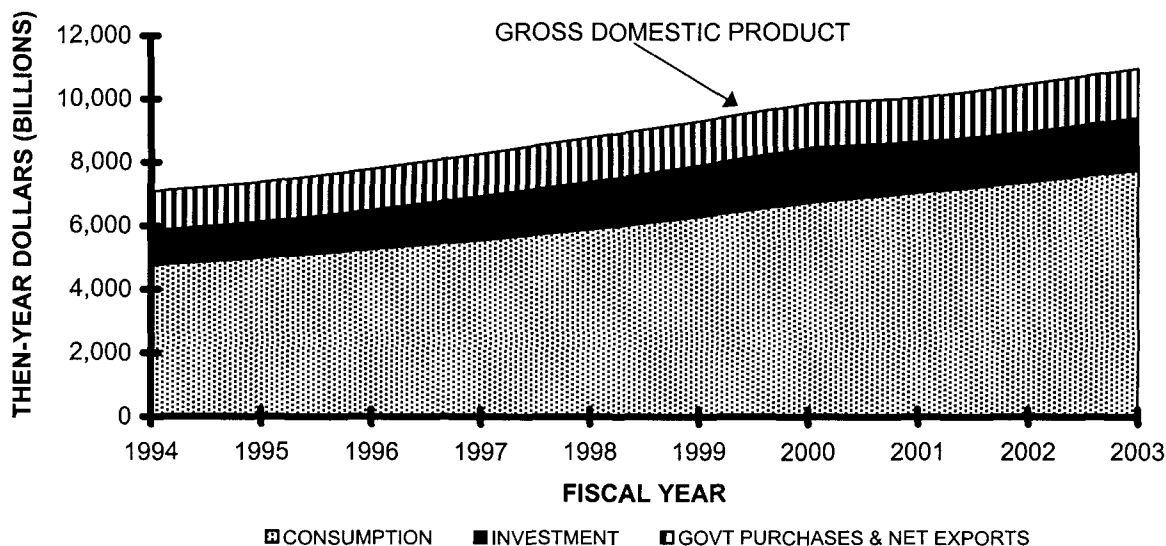


Table A-2

**GROSS DOMESTIC PRODUCT COMPONENTS**  
(TY\$ BILLIONS)  
(1)

CALENDAR YEAR	GDP	CONSUMPTION	INVESTMENT	GOVERNMENT PURCHASES		NET EXPORTS
				<u>DEFENSE</u>	<u>OTHER</u> (2)	
1994	7,072.2	4,743.3	1,097.1	353.7	971.8	(93.6)
1995	7,397.7	4,975.8	1,144.0	348.7	1,020.5	(91.4)
1996	7,816.9	5,256.8	1,240.3	354.6	1,061.4	(96.2)
1997	8,304.3	5,547.4	1,389.8	349.6	1,119.1	(101.6)
1998	8,747.0	5,879.5	1,509.1	345.7	1,172.6	(159.9)
1999	9,268.4	6,282.5	1,625.7	360.6	1,260.2	(260.5)
2000	9,817.0	6,739.4	1,735.5	370.3	1,351.3	(379.5)
2001	10,100.8	7,045.4	1,607.2	393.0	1,421.7	(366.5)
2002	10,480.8	7,385.3	1,589.2	438.3	1,494.2	(426.3)
2003	10,983.9	7,752.3	1,667.5	497.0	1,558.7	(491.5)

**GDP MAJOR COMPONENTS**



## FOOTNOTES:

(1) Current as of January 30, 2004. Changes in prior year data from the FY02 edition of the Statistical Digest stem from the BEA's 2003 Comprehensive Revision of the National Income and Product Accounts.

(2) Consist of federal non-defense, state and local government purchases.

SOURCE: <http://www.bea.gov> - Table 1.1.5 of NIPA tables.

OPR: SAF/FMCEE, Ms. Rachel Weber, (703) 693-0676 or DSN 223-0676

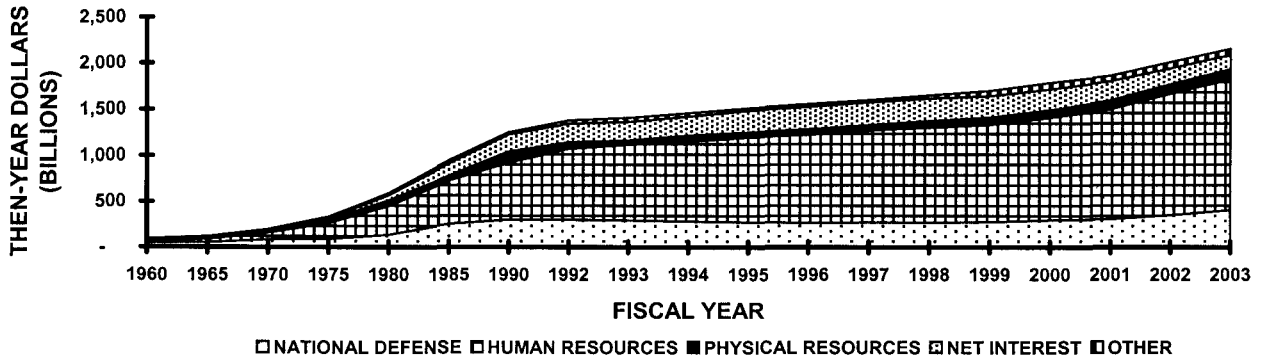


Table A-3

**FEDERAL BUDGET OUTLAYS BY SUPERFUNCTION**  
(Then-Year Dollars in Billions)

FISCAL YEAR	NATIONAL DEFENSE	HUMAN RESOURCES (1)	PHYSICAL RESOURCES (2)	NET INTEREST	OTHER (3)	TOTAL (4)
1960	48.1	26.2	8.0	6.9	3.0	92.2
1965	50.6	36.6	11.3	8.6	11.2	118.2
1970	81.7	75.3	15.6	14.4	8.7	195.6
1975	86.5	173.2	35.4	23.2	13.9	332.3
1980	134.0	313.4	66.0	52.5	25.1	591.0
1985	252.7	471.8	56.9	129.5	35.5	946.5
1990	299.3	619.3	126.0	184.3	24.1	1,253.2
1992	298.4	772.4	75.6	199.4	35.9	1,381.7
1993	291.1	827.5	46.9	198.7	45.3	1,409.5
1994	281.6	869.4	70.7	202.9	37.2	1,461.9
1995	272.1	923.8	59.1	232.1	28.7	1,515.8
1996	265.7	958.2	64.2	241.1	31.3	1,560.5
1997	270.5	1,002.4	59.9	244.0	24.5	1,601.3
1998	268.4	1,033.4	74.7	241.1	34.9	1,652.6
1999	274.9	1,057.7	81.9	229.8	57.6	1,702.0
2000	294.5	1,115.4	84.7	223.0	71.2	1,788.8
2001	305.5	1,194.4	97.9	206.2	59.9	1,863.9
2002	348.6	1,317.9	104.4	171.0	69.2	2,011.0
2003	404.9	1,417.7	113.2	153.1	68.7	2,157.6

**FEDERAL BUDGET OUTLAYS BY SUPERFUNCTION**



FOOTNOTES:

- (1) Human Resources includes education, training, employment; health; medicare; income security; social security; and veterans benefits and services.
- (2) Physical Resources includes energy; natural resources and environment; commerce and housing credit; transportation; and community and regional development.
- (3) Other Functions include international affairs; general science, space, and technology; agriculture; administration of justice; general government; and undistributed offsetting receipts.
- (4) Totals may not add due to rounding.

SOURCE: Historical Tables, Budget of the United States Government FY2005, Table 3.1, Pages 45-52  
<http://www.whitehouse.gov/omb/budget/fy2005/>

OPR: SAF/FMCEE, Ms Rachel Weber, (703) 693-0676 or DSN 223- 0676


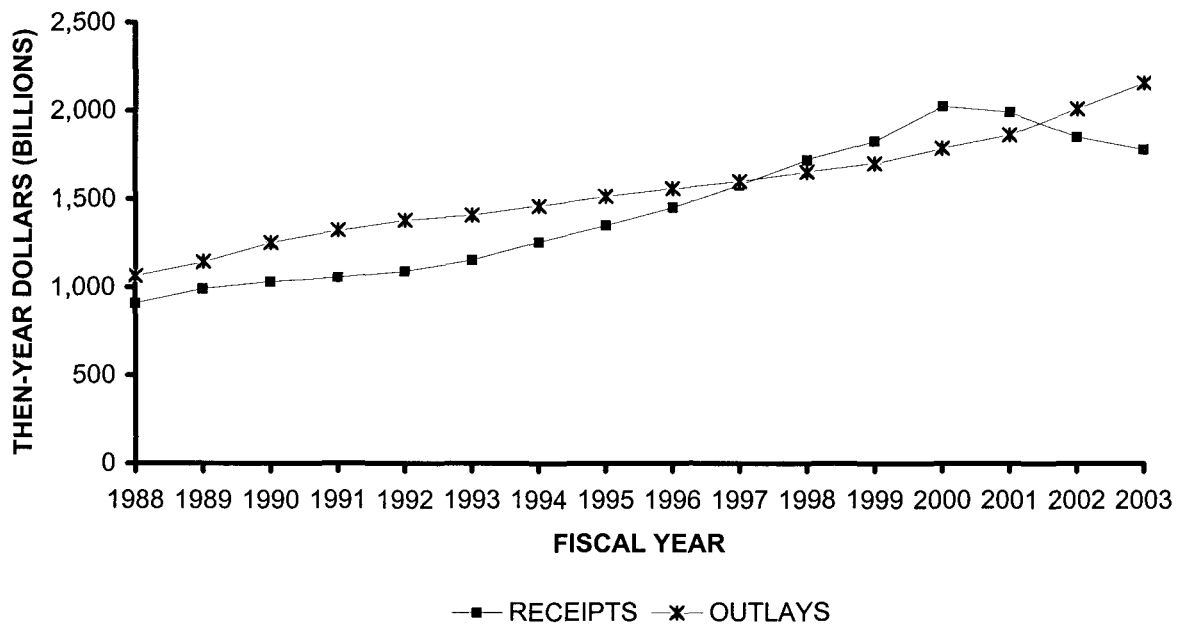


Table A-4

**FEDERAL RECEIPTS AND OUTLAYS**  
(TY\$ BILLIONS)

FISCAL YEAR	RECEIPTS	OUTLAYS	DEFICIT/SURPLUS (1)
1988	909.3	1,064.5	(155.2)
1989	991.2	1,143.6	(152.4)
1990	1,032.0	1,253.2	(221.2)
1991	1,055.0	1,324.4	(269.4)
1992	1,091.3	1,381.7	(290.4)
1993	1,154.4	1,409.5	(255.1)
1994	1,258.6	1,461.9	(203.3)
1995	1,351.8	1,515.8	(164.0)
1996	1,453.1	1,560.5	(107.4)
1997	1,579.3	1,601.2	(21.9)
1998	1,721.8	1,652.6	69.2
1999	1,827.5	1,701.9	125.6
2000	2,025.2	1,788.8	236.4
2001	1,991.2	1,863.8	127.4
2002	1,853.2	2,011.0	(157.8)
2003	1,782.3	2,157.6	(375.3)

**FEDERAL RECEIPTS AND OUTLAYS**



FOOTNOTE:

(1) Deficit may not add due to off budget outlays and interfund transactions.

SOURCE: Historical Tables, Budget of the United States Government FY05, Table 1.1, Page 22.  
website: <http://www.whitehouse.gov/omb/budget/fy2005/>

OPR: SAF/FMCEE, Ms Rachel Weber, (703) 693-0676 DSN 223-0676

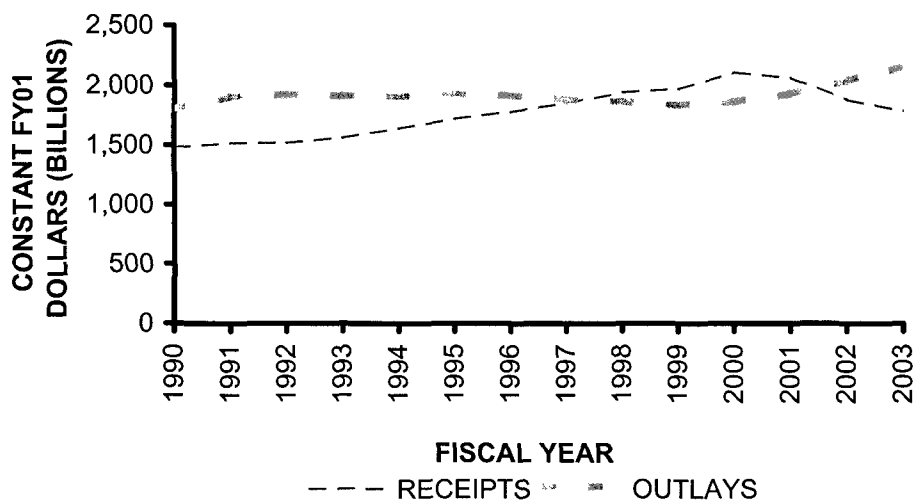


Table A-5

**FEDERAL RECEIPTS AND OUTLAYS  
(CONSTANT 03 DOLLARS IN BILLIONS)**

FISCAL YEAR	GDP DEFLATOR	CONSTANT RECEIPTS	CONSTANT OUTLAYS	DEFICIT (1)
1990	0.697	1,481.5	1,799.0	(317.5)
1991	0.695	1,517.1	1,904.5	(387.4)
1992	0.719	1,518.8	1,922.9	(404.2)
1993	0.738	1,564.8	1,910.6	(345.8)
1994	0.767	1,640.1	1,905.0	(264.9)
1995	0.787	1,718.5	1,927.0	(208.5)
1996	0.816	1,781.4	1,913.0	(131.7)
1997	0.852	1,852.7	1,878.4	(25.7)
1998	0.888	1,939.0	1,861.0	77.9
1999	0.928	1,970.3	1,834.9	135.4
2000	0.961	2,106.4	1,860.5	245.9
2001	0.966	2,060.6	1,928.7	131.8
2002	0.988	1,876.6	2,036.4	(159.8)
2003	1.000	1,782.3	2,157.6	(375.3)

**FEDERAL RECEIPTS AND OUTLAYS**



FOOTNOTE:

(1) Deficits may not add due to off-budget outlays and interfund transactions.

SOURCE: Historical Tables, Budget of the United States Government FY05, Table 1.1, Page 22.  
website: <http://www.whitehouse.gov/omb/budget/fy2005/>

OPR: SAF/FMCEE, Ms. Rachel Weber, (703) 693-0676 or DSN 223-0676

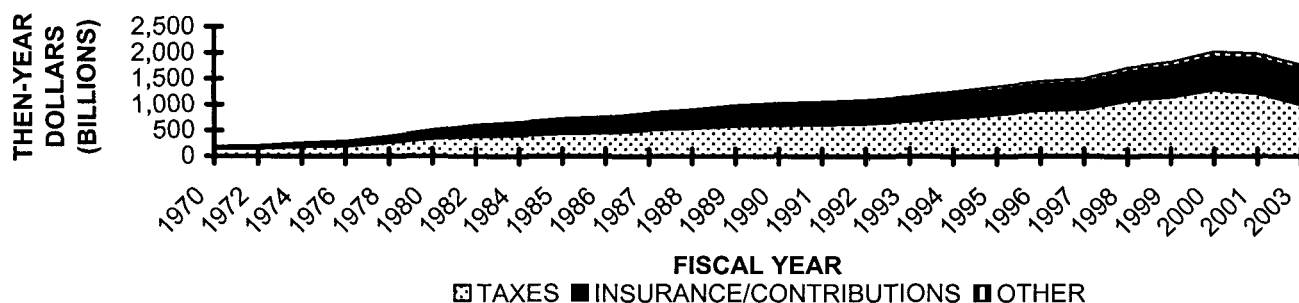


Table A-6

**FEDERAL BUDGET RECEIPTS BY SOURCE**  
(Then-Year Dollars in Billions)

FISCAL YEAR	INDIVIDUAL INCOME TAXES	CORPORATE INCOME TAXES	EXCISE TAXES (1)	SOCIAL INSURANCE CONTRIBUTION (2)	OTHER (3)	TOTAL
1970	90.4	32.8	15.7	44.4	9.5	192.8
1972	94.7	32.2	15.5	52.6	12.4	207.4
1974	119.0	38.6	16.8	75.1	13.7	263.2
1976 (4)	131.6	41.4	17.0	90.8	17.3	298.1
1978	181.0	60.0	18.4	121.0	19.3	399.7
1980	244.1	64.6	24.3	157.8	26.3	517.1
1982	297.7	49.2	36.3	201.5	33.0	617.7
1984	298.4	56.9	37.4	239.4	34.4	666.5
1985	334.5	61.3	36.0	265.2	37.0	734.0
1986	349.0	63.1	32.9	283.9	40.2	769.1
1987	392.6	83.9	32.5	303.3	41.9	854.2
1988	401.2	94.5	35.2	334.3	43.7	908.9
1989	445.7	103.3	34.4	359.4	47.9	990.7
1990	466.9	93.5	35.3	380.0	55.5	1,031.2
1991	467.8	98.1	42.4	396.0	49.9	1,054.2
1992	476.0	100.3	45.6	413.7	55.0	1,090.6
1993	509.7	117.5	48.1	428.3	50.0	1,153.6
1994	543.1	140.4	55.2	461.5	57.6	1,257.8
1995	590.2	157.0	57.5	484.5	66.0	1,355.2
1996	656.4	171.8	54.0	509.4	61.4	1,453.0
1997	672.7	176.2	57.2	535.8	63.5	1,505.4
1998	829.0	189.0	58.0	572.0	75.0	1,723.0
1999	879.5	184.7	70.4	611.8	81.0	1,827.4
2000	1,004.5	207.3	68.9	652.9	91.8	2,025.4
2001	994.3	151.1	66.1	694.0	85.6	1,991.1
2002	858.3	148.0	67.0	700.8	79.0	1,853.1
2003	793.6	131.8	67.5	713.0	76.4	1,782.3

**FEDERAL RECEIPTS BY SOURCE**




## FOOTNOTES:

- (1) Excise Taxes: Federal Funds (alcohol, tobacco, & other excise taxes); Trust Funds (i.e., highway, airport & airway, and Black lung disability).
- (2) Social Insurance Taxes and Contributions: Employment Taxes & Contributions (i.e., old-age & survivors ins., disability ins., hospital ins., railroad retirement/pension fund, and railroad soc. sec. equivalent account; Unemployment Insurance; and Other Retirement Contributions (i.e., employee/employer contributions & contributions for non-Federal employees).
- (3) Other: Estates, gift taxes, customs duties, and other functions.
- (4) FY 76 excludes Transition Quarter.

SOURCE: FY05 Historical Tables, Budget of the United States Government, Table 2.1, Pages 29 - 30.  
<http://www.whitehouse.gov/omb/budget/fy2005/>

OPR: SAF/FMCE, Ms Rachel Weber, (703) 693-0676 or DSN 223-0676



**THE FEDERAL GOVERNMENT DOLLAR  
FISCAL YEAR 2003**

Figure 1 - Composition of Receipts by Source

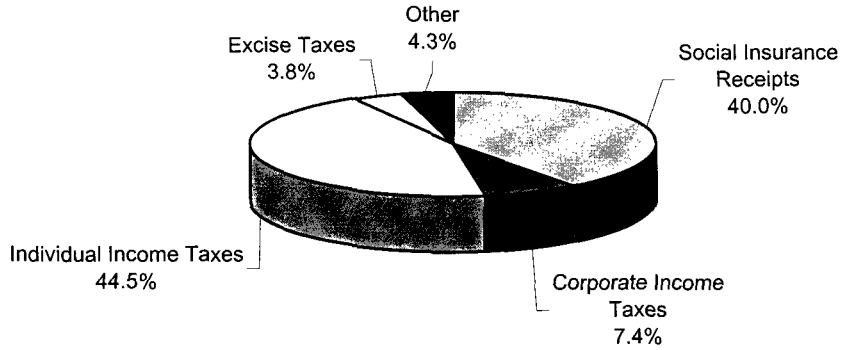
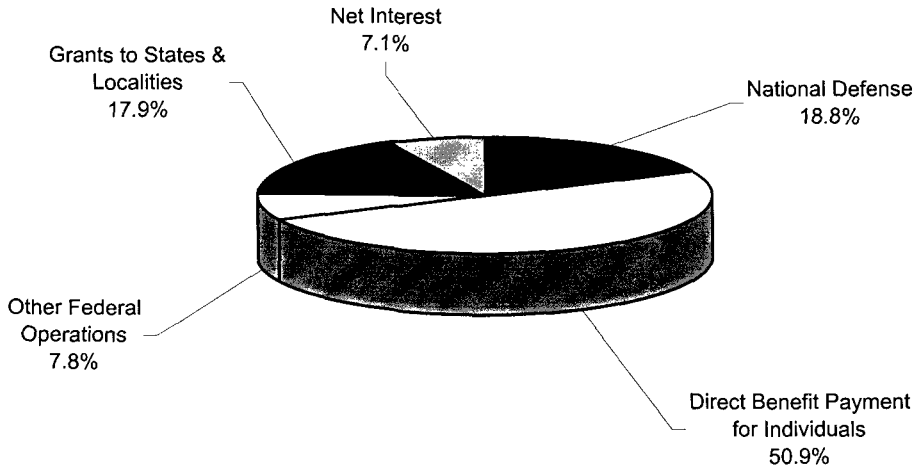


Figure 2 - Composition of Outlays (1)



FOOTNOTE:

(1) Total does not add to 100% because undistributed offsetting receipts of -2.5 are not shown in the chart. Undistributed offsetting receipts are offsetting receipts that are not offset against any specific agency or programmatic function.

SOURCE: FY05 Historical Tables, Budget of the United States Government, Tables 2.2 & 6.1, pages 32 and 117.  
website: <http://www.whitehouse.gov/omb/budget/fy2005/>

OPR: SAF/FMCE, Ms Rachel Weber, (703) 693-0676 or DSN 223-0676



Table A-7

Composition of Receipts by Source

Social Insurance Receipts	40
Corporate Income Taxes	7.4
Individual Income Taxes	44.5
Excise Taxes	3.8
Other	4.3

Composition of Outlays

National Defense	18.8
Direct Benefit Payment for In	50.9
Other Federal Operations	7.8
Grants to States & Localities	17.9
Net Interest	7.1

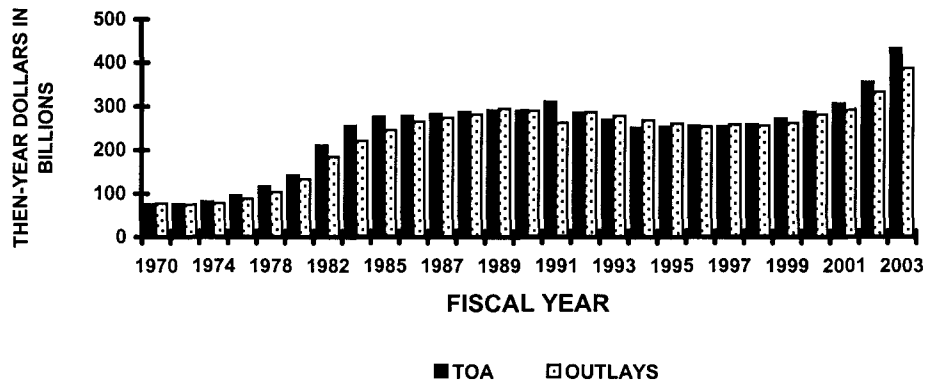


Table B-2

**DoD TOA AND OUTLAY BUDGET TRENDS**  
(Then-Year Dollars in Billions)

FISCAL YEAR		TOA	OUTLAYS
1970		75.5	77.1
1972		76.5	75.1
1974		81.7	77.6
1976	(1)	95.7	87.9
1978		116.1	103.0
1980		142.0	132.8
1982		210.7	184.5
1984		255.3	220.8
1985		276.2	245.4
1986		278.1	265.6
1987		282.7	274.0
1988		287.8	281.9
1989		291.5	294.9
1990		291.4	289.8
1991		310.6	262.4
1992		285.2	286.6
1993		269.7	278.6
1994		251.3	269.0
1995		254.2	260.6
1996		255.0	253.3
1997		254.2	258.3
1998		259.1	256.1
1999		272.7	261.4
2000		287.0	281.2
2001		307.1	291.0
2002		355.4	332.1
2003		433.0	387.3

**DoD TOA & OUTLAY TRENDS**



FOOTNOTE:

(1) Excludes FY 76 Transition Quarter.

SOURCE: OSD Comptroller (Program & Financial Control) Tables 6-1 & 6-11 of National Defense Budget Estimates for FY2005 (issued Mar 2004)

OPR: SAF/FMCE, Ms. Rachel Weber, (703) 693-0676 or DSN 223-0676



Table B-3

**TOTAL NATIONAL DEFENSE**  
(Current Dollars in Billions)

	FY03	FY04	FY05	FY06	FY07	FY08	FY09
<b>BUDGET AUTHORITY</b>							
DoD-051	437.9	441.7	402.6	423.7	444.9	466.8	488.9
DoE and Other	18.3	18.8	20.5	20.4	19.9	19.1	19.3
<b>TOTAL NATIONAL DEFENSE</b>	<b>456.2</b>	<b>460.5</b>	<b>423.1</b>	<b>444.1</b>	<b>464.8</b>	<b>485.9</b>	<b>508.2</b>
<b>OUTLAYS</b>							
DoD-051	387.3	434.8	429.6	415.6	426.9	447.6	467.9
DoE and Other	17.6	18.9	21.0	20.6	20.2	19.4	19.3
<b>TOTAL NATIONAL DEFENSE</b>	<b>404.9</b>	<b>453.7</b>	<b>450.6</b>	<b>436.2</b>	<b>447.1</b>	<b>467.0</b>	<b>487.2</b>

SOURCE: OSD Comptroller (Program & Financial Control) Table 1-2 of National Defense Budget Estimates for FY2005 (issued Mar 2004)

OPR: SAF/FMCE, Ms. Rachel Weber, (703) 693-0676, DSN 223-0676

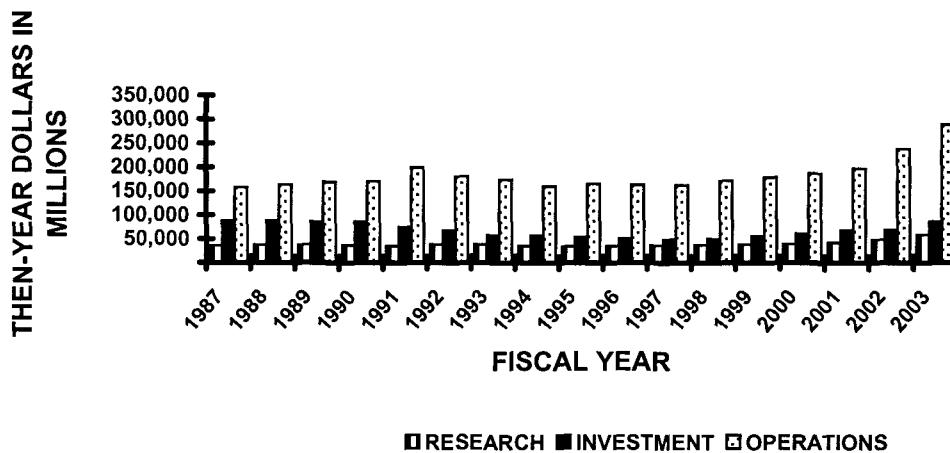


Table B-4

**DoD TOTAL OBLIGATIONAL AUTHORITY (TOA):  
INVESTMENT, RESEARCH AND OPERATIONS ACCOUNTS  
(Then-Year Dollars in Millions)**

FISCAL YEAR	RESEARCH	INVESTMENT (1)	OPERATIONS (2)	TOTAL
1987	35,720	88,399	158,600	282,718
1988	36,878	87,562	163,366	287,806
1989	37,306	85,092	169,143	291,540
1990	35,793	84,867	170,697	291,356
1991	34,714	76,912	198,994	310,620
1992	37,879	66,907	180,409	285,195
1993	37,677	57,526	174,453	269,655
1994	34,508	50,238	166,593	251,339
1995	34,422	48,958	170,835	254,215
1996	35,115	50,790	169,147	255,052
1997	36,481	49,152	168,554	254,186
1998	37,184	50,353	171,586	259,123
1999	38,104	55,918	178,707	272,729
2000	38,753	60,906	187,299	286,958
2001	41,748	68,210	197,102	307,060
2002	48,623	68,972	237,782	355,378
2003	58,307	86,163	288,552	433,022

**DoD TOA INVESTMENT, RESEARCH, & OPERATIONS ACCOUNTS**



FOOTNOTES:

(1) Procurement and MILCON appropriations.

(2) Operations includes all other appropriations (i.e., military personnel, O&M, family housing, foreign currency, and revolving and management funds).

SOURCE: OSD (Comptroller/Program & Financial Control) National Defense Budget Estimates for FY2005 (Released Mar 04) Table 6-1.

OPR: SAF/FMCEE, Ms. Rachel Weber, (703) 693-0676, DSN 223-0676.

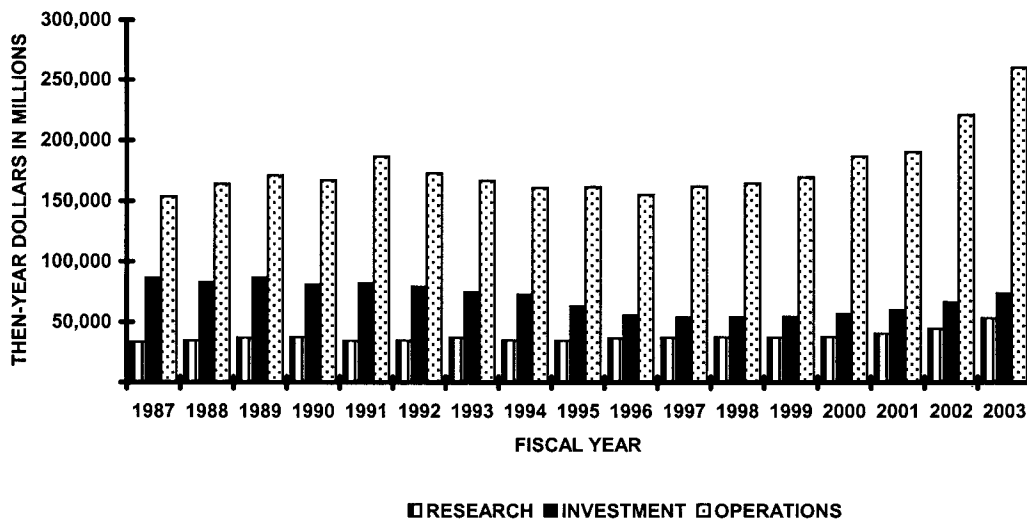


Table B-5

**DoD BUDGET OUTLAYS:  
INVESTMENT, RESEARCH, AND OPERATIONS ACCOUNTS  
(Then-Year Dollars in Millions)**

FISCAL YEAR	RESEARCH	INVESTMENT (1)	OPERATIONS (2)	TOTAL
1987	33,596	86,597	153,814	274,007
1988	34,792	83,040	164,103	281,935
1989	37,002	86,895	170,983	294,880
1990	37,458	86,052	166,245	289,755
1991	34,589	85,525	142,275	262,389
1992	34,632	79,143	172,858	286,633
1993	36,968	74,767	166,840	278,575
1994	34,786	66,737	167,112	268,635
1995	34,710	61,810	164,087	260,608
1996	36,561	55,596	161,101	253,258
1997	37,026	53,879	167,423	258,330
1998	37,423	54,260	164,453	256,136
1999	37,362	54,343	169,674	261,379
2000	37,609	56,808	186,817	281,234
2001	40,462	59,969	190,548	290,979
2002	44,388	66,407	221,321	332,116
2003	53,102	73,775	260,465	387,342

**DoD BUDGET OUTLAYS**



FOOTNOTES:

- (1) Procurement and MILCON appropriations.
- (2) Operations includes all other appropriations (i.e., military personnel, O&M, family housing, foreign currency, and revolving and management funds).

SOURCE: OSD (Comptroller/Program & Financial Control) National Defense Budget Estimates for FY2005 (Released Mar 04) Table 6-11.

OPR: SAF/FMCEE, Ms. Rachel Weber, (703) 693-0676, DSN 223-0676.

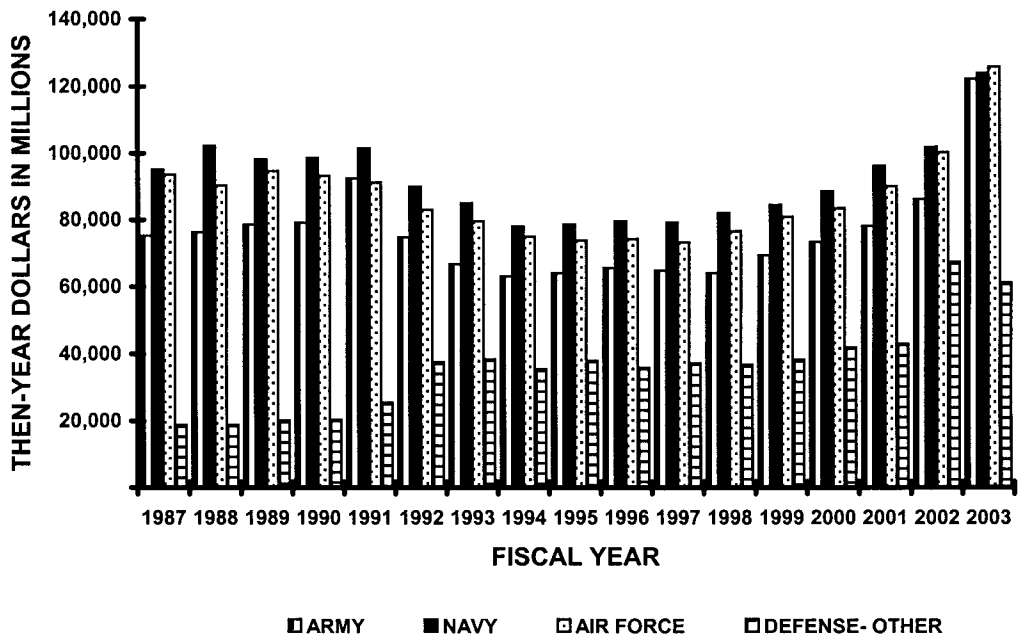


Table B-6

**DoD: TOTAL OBLIGATIONAL AUTHORITY BY SERVICE COMPONENT**  
(Then-Year Dollars in Millions)

FISCAL YEAR	ARMY	NAVY	AIR FORCE	DEFENSE OTHER	TOTAL
1987	75,241	95,132	93,621	18,723	282,717
1988	76,346	102,364	90,268	18,827	287,805
1989	78,562	98,195	94,713	20,069	291,539
1990	79,131	98,597	93,244	20,384	291,356
1991	92,498	101,477	91,189	25,457	310,621
1992	74,709	89,927	83,048	37,510	285,194
1993	66,731	84,995	79,566	38,364	269,656
1994	63,087	77,981	74,938	35,334	251,340
1995	63,953	78,585	73,773	37,904	254,215
1996	65,463	79,560	74,230	35,800	255,053
1997	64,664	79,171	73,170	37,181	254,186
1998	64,001	81,958	76,543	36,620	259,122
1999	69,331	84,398	80,862	38,138	272,729
2000	73,264	88,509	83,368	41,818	286,959
2001	78,047	96,117	90,051	42,845	307,060
2002	86,099	101,778	100,266	67,235	355,378
2003	122,268	123,887	125,770	61,098	433,023

**DoD TOA BY SERVICE**



Source: OSD (Comptroller/Program & Financial Control) National Defense Budget Estimates for FY2005 (Released Mar 04) Table 6-3.

OPR: SAF/FMCEE, Ms. Rachel Weber, (703) 693-0676, DSN 223-0676.

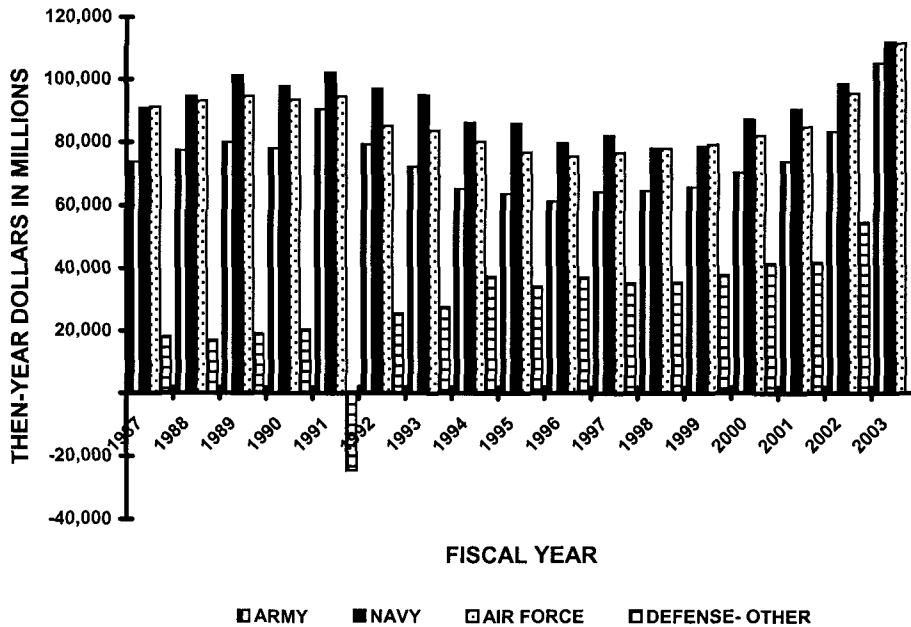


Table B-7

**DoD: OUTLAYS BY SERVICE COMPONENT**  
(Then-Year Dollars in Millions)

FISCAL YEAR	ARMY	NAVY	AIR FORCE	DEFENSE OTHER	TOTAL
1987	73,808	90,813	91,144	18,241	274,006
1988	77,315	94,570	93,060	16,990	281,935
1989	79,973	101,171	94,676	19,060	294,880
1990	78,017	97,725	93,546	20,468	289,756
1991	90,360	102,180	94,510	(24,661)	262,389
1992	79,228	96,858	85,019	25,526	286,631
1993	72,233	94,914	83,802	27,626	278,575
1994	64,999	85,927	80,289	37,420	268,635
1995	63,692	85,910	76,799	34,207	260,608
1996	61,183	79,587	75,378	37,109	253,257
1997	64,346	82,098	76,622	35,264	258,330
1998	64,586	78,047	77,906	35,597	256,136
1999	65,773	78,598	79,158	37,850	261,379
2000	70,336	87,204	82,092	41,603	281,235
2001	73,800	90,444	84,827	41,909	290,980
2002	83,319	98,547	95,561	54,689	332,116
2003	105,235	112,017	111,559	58,529	387,340

**DoD OUTLAYS BY SERVICE**



NOTE:

Defense Co-operation Receipts Account for Desert Storm caused the negative 1991 number.

Source: OSD (Comptroller/Program & Financial Control) National Defense Budget Estimates for FY2005 (Released Mar 04) Table 6-13.

OPR: SAF/FMCEE, Ms. Rachel Weber, (703) 693-0676 DSN 223-0676.



Table B-8

**DoD TOA: PROCUREMENT BY SERVICE COMPONENT**  
(Then-Year Dollars in Millions)

	FY00	FY01	FY02	FY03
<b>GRAND TOTAL</b>	<b>55,502</b>	<b>62,930</b>	<b>63,341</b>	<b>79,572</b>
<b>ARMY TOTAL</b>	<b>9,456</b>	<b>10,905</b>	<b>10,482</b>	<b>14,353</b>
Aircraft Procurement	1,507	1,541	1,921	2,541
Missile Procurement	1,310	1,309	1,029	1,279
Weapons/Tracked Vehicle Procurement	1,732	2,450	2,168	2,247
Ammunition Procurement	1,161	1,171	1,151	1,921
Other Procurement	3,746	4,434	4,213	6,365
<b>NAVY TOTAL</b>	<b>23,526</b>	<b>26,607</b>	<b>24,517</b>	<b>27,451</b>
Aircraft Procurement	8,861	8,037	7,993	8,711
Weapons Procurement	1,418	1,422	1,413	2,081
Shipbuilding/Conversion	7,125	11,965	9,278	9,108
Ammunition Procurement	542	543	718	1,421
Other Procurement	4,284	3,450	4,173	4,608
Procurement, Marine Corps	1,296	1,190	942	1,522
<b>AIR FORCE TOTAL</b>	<b>18,924</b>	<b>22,142</b>	<b>23,590</b>	<b>31,667</b>
Aircraft Procurement	8,831	9,920	10,544	12,980
Missile Procurement	2,120	2,721	2,695	3,353
Ammunition Procurement	582	661	971	1,400
Other Procurement	7,391	8,840	9,380	13,934
<b>OTHER TOTAL</b>	<b>3,596</b>	<b>3,276</b>	<b>4,752</b>	<b>6,101</b>
Defense Agencies	2,421	2,185	2,902	4,477
Reserve Forces Equipment	149	110	695	103
Def. Prod. Purchases	3	3	40	72
DoD Chem Demil Program (1)	1,023	978	1,115	1,449

NOTE: Totals may not add due to rounding.

FOOTNOTE:

(1) Starting with the March 2003 edition of the National Defense Budget, OSD reports DoD Chem Demil Program under other DoD programs and not under Procurement

Source: OSD (Comptroller/Program and Financial Control) National Defense Budget Estimates for FY2005 (Released Mar 04) Table 6-6.

OPR: SAF/FMCEE, Ms. Rachel Weber, (703) 693-0676 or DSN 223-0676.



Table B-9

**DoD TOA: RDT&E DETAIL**  
(Then-Year Dollars in Billions)

	FY00	FY01	FY02	FY03
<b>DETAIL BY APPROPRIATION</b>				
<b>TOTAL RDT&amp;E TOA</b>	<b>38.754</b>	<b>41.748</b>	<b>48.623</b>	<b>58.308</b>
<b>RDT&amp;E, ARMY</b>	<b>5.314</b>	<b>6.263</b>	<b>7.018</b>	<b>7.595</b>
<b>RDT&amp;E, NAVY</b>	<b>9.065</b>	<b>9.596</b>	<b>11.379</b>	<b>13.700</b>
<b>RDT&amp;E, AIR FORCE</b>	<b>14.527</b>	<b>14.319</b>	<b>14.479</b>	<b>18.934</b>
<b>RDT&amp;E, DEFENSE AGENCIES</b>	<b>9.552</b>	<b>11.316</b>	<b>15.518</b>	<b>17.839</b>
<b>DIR, T&amp;E, DEFENSE</b>	<b>0.265</b>	<b>0.035</b>	<b>n/a</b>	<b>n/a</b>
<b>DIR, OPERATIONAL T&amp;E</b>	<b>0.031</b>	<b>0.225</b>	<b>0.229</b>	<b>0.240</b>
<b>DETAIL BY RESEARCH AREA</b>				
<b>BASIC RESEARCH</b>	<b>0.208</b>	<b>0.206</b>	<b>0.222</b>	<b>0.211</b>
<b>APPLIED RESEARCH</b>	<b>0.584</b>	<b>0.661</b>	<b>0.749</b>	<b>0.825</b>
<b>ADVANCED TECHNOLOGY DEVELOPMENT</b>	<b>0.563</b>	<b>0.563</b>	<b>0.546</b>	<b>0.700</b>
<b>ADVANCED COMPONENT DEVELOPMENT AND PROTOTYPES</b>	<b>0.909</b>	<b>1.294</b>	<b>0.910</b>	<b>1.429</b>
<b>SYSTEM DEVELOPMENT AND DEMONSTRATION</b>	<b>4.303</b>	<b>3.358</b>	<b>3.506</b>	<b>4.381</b>
<b>RDT&amp;E MANAGEMENT SUPPORT</b>	<b>0.782</b>	<b>0.830</b>	<b>0.893</b>	<b>0.921</b>
<b>OPERATIONAL SYSTEMS DEVELOPMENT</b>	<b>7.178</b>	<b>7.407</b>	<b>7.653</b>	<b>10.467</b>
<b>DETAIL BY FYDP</b>				
<b>STRATEGIC FORCES</b>	<b>0.056</b>	<b>0.056</b>	<b>0.083</b>	<b>0.108</b>
<b>GENERAL PURPOSE FORCES</b>	<b>1.676</b>	<b>1.649</b>	<b>1.636</b>	<b>2.382</b>
<b>INTELLIGENCE/COMMUNICATIONS</b>	<b>5.091</b>	<b>1.318</b>	<b>5.424</b>	<b>7.250</b>
<b>MOBILITY FORCES</b>	<b>0.247</b>	<b>0.342</b>	<b>0.544</b>	<b>0.642</b>
<b>RESEARCH &amp; DEVELOPMENT</b>	<b>7.319</b>	<b>10.788</b>	<b>6.621</b>	<b>8.376</b>
<b>CENTRAL SUPPLY &amp; MAINTENANCE</b>	<b>0.116</b>	<b>0.127</b>	<b>0.120</b>	<b>0.118</b>
<b>TNG MED &amp; OTHER</b>	<b>0.000</b>	<b>n/a</b>	<b>n/a</b>	<b>n/a</b>
<b>ADMIN &amp; ASSOC ACTIVITIES</b>	<b>0.018</b>	<b>0.032</b>	<b>0.047</b>	<b>0.054</b>
<b>SUPPORT OF OTHER NATIONS</b>	<b>0.004</b>	<b>0.007</b>	<b>0.004</b>	<b>0.004</b>

## NOTES:

FYDP is the Future Years Defense Program.

Detail by Research Area and Detail by FYDP represent Air Force Data only.

Totals may not add due to rounding and are approximate due to minor accounting differences.

## SOURCE:

Detail by Appropriation: National Defense Budget Estimates for FY2005, Office of the Under Secretary of Defense (Comptroller), March 2004. Table 6-6 Page 84.

## OPRS:

Air Force: SAF/FMBIZ, John Uperti, (703) 695-0642, DSN 225-0642.

Detail by Appropriation: SAF/FMCEE, Rachel Weber, (703) 693-0676 DSN 223-0676.




Table B-10

**DoD PERSONNEL POPULATION BY SERVICE COMPONENT**  
**(PERSONNEL IN THOUSANDS)**  
(1)

	FY98	FY99	FY00	FY01	FY02	FY03
<b>TOTAL DoD POPULATION</b>	3,050	2,990	2,972	2,970	3,005	3,021
<b>ACTIVE DUTY MILITARY</b>	1,406	1,386	1,384	1,385	1,414	1,434
Army	484	479	482	481	487	499
Navy	382	373	373	378	385	382
Marine Corps	173	173	173	173	174	178
Air Force	367	361	356	353	368	375
<b>CIVILIANS (2)</b>	755	725	715	710	709	704
Army	257	249	248	247	249	248
Navy/Marine Corps	207	199	196	194	196	197
Air Force	173	165	161	162	160	158
Defense Agencies	118	112	110	107	104	101
<b>TOTAL SELECTED RESERVE</b>	889	879	873	875	882	883
<b>SELECTED RESERVE (DoD) (3)</b>	881	871	865	867	874	875
Army National Guard	362	357	353	352	351	351
Army Reserve	204	207	207	205	206	212
Naval Reserve	93	89	87	88	88	88
Marine Corps Reserve	41	40	40	40	40	41
Air National Guard	108	106	106	108	112	108
Air Force Reserve	72	72	72	74	76	75
<b>COAST GUARD RESERVE (4)</b>	8	8	8	8	8	8

## FOOTNOTES:

(1) Numbers may not add due to rounding.

(2) The civilian figures represent direct and indirect hire civilians subject to the former OMB ceiling for both military and civil functions within DoD.

(3) The Selected Reserve consists of those units and individuals within the Ready Reserve designated by their respective Services & approved by the JCS as so essential to initial wartime missions as to have priority over all other reservists. All Selected Reservists are in an active status, including: Drilling Unit Reservists, Full-time Reserve Unit Support Personnel (including AGR, Navy TARS, Marine Corps FTS), IMAs and Training Pipeline personnel.

(4) Attached to Department of Homeland Security.

SOURCE: (Active Military) "DoD Military Manpower Statistics;" (Active Civilian) "DoD Civilian Manpower Statistics," DOD/WHS, DIOR.

OPR: (ACTIVE DUTY MIL & CIV), Mr. Roger Jorstad, DOD/WHS, Directorate for Information Operations & Reports, (703) 604-4571.

(SELECTED RESERVES), Kuenapa E. Slagle, Defense Manpower Data Center, 1600 Wilson Blvd, Arlington, VA 22209-2593, (703) 696-4066.



### DoD Pay as a Percent of Total DoD Budget Outlays

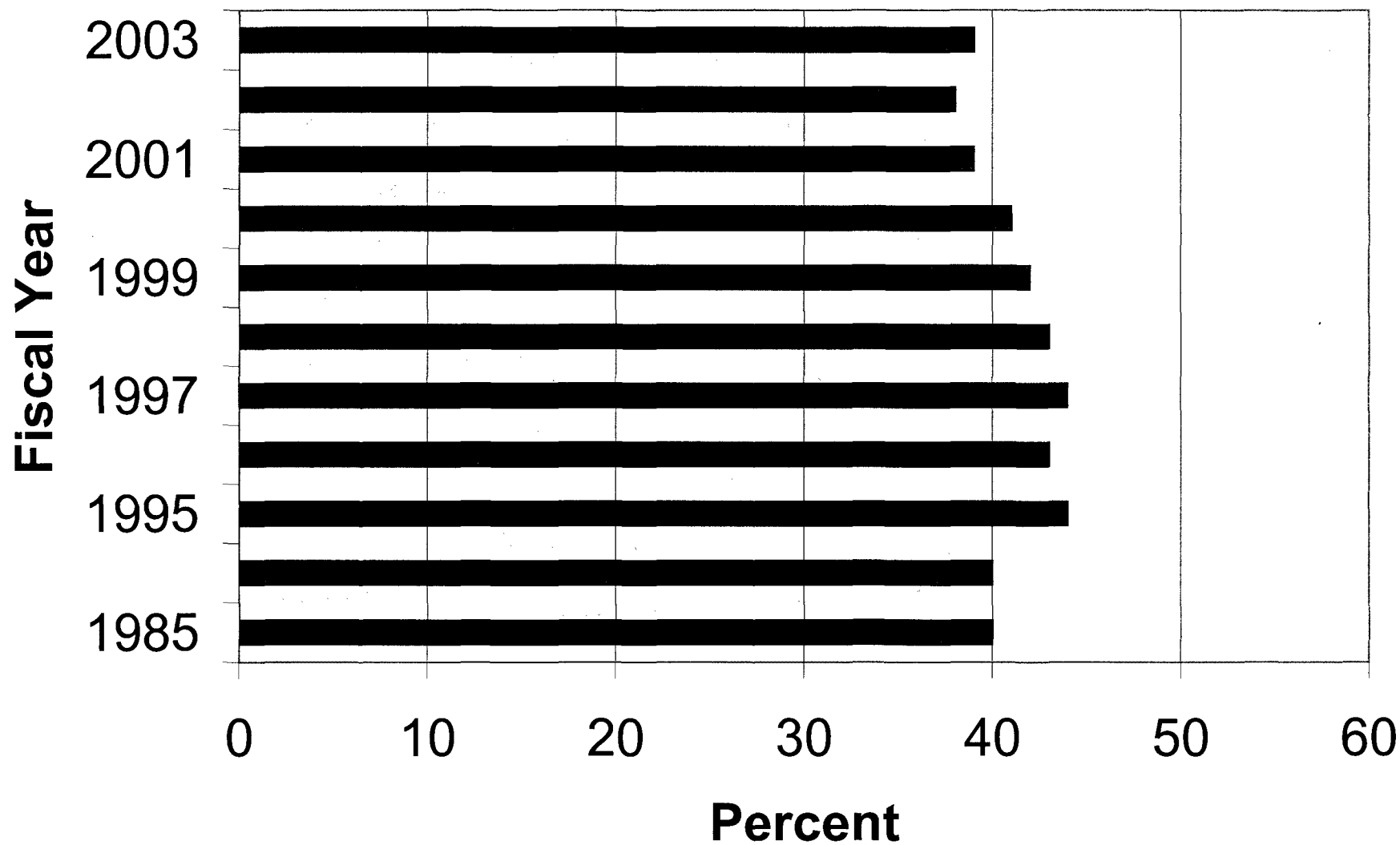




Table B-12

**DEFENSE OUTLAYS vs. PAYMENTS TO INDIVIDUALS**  
(As A Percent of the GDP)

FISCAL YEAR	NATIONAL DEFENSE OUTLAYS	PAYMENT TO INDIVIDUALS (1)
1966	7.7	4.9
1968	9.4	5.7
1970	8.1	6.4
1972	6.7	7.9
1974	5.5	8.3
1976 (2)	5.2	10.4
1978	4.7	9.5
1980	4.9	10.2
1982	5.7	11.1
1984	5.9	10.5
1986	6.2	10.3
1987	6.1	10.2
1988	5.8	10.0
1989	5.6	9.9
1990	5.2	10.2
1991	4.6	11.0
1992	4.8	11.7
1993	4.4	11.9
1994	4.0	11.8
1995	3.7	12.0
1996	3.5	11.9
1997	3.3	11.7
1998	3.1	11.4
1999	3.0	11.0
2000	3.0	10.9
2001	3.0	11.2
2002	3.4	12.0
2003	3.7	12.5

## FOOTNOTES:

(1) Entitlements (i.e., Social Security, Medicare, Retirements, Disability Payment, etc.).

(2) Excludes Transition Quarter.

## SOURCE:

Fiscal Year 2005 Budget of the United States Government Historical Tables, Table 6-1, pages 116-117.

<http://www.whitehouse.gov/omb/budget/fy2005/>

OPR: SAF/FMCEE, Rachel Weber, 703-693-0676 or DSN 223-0676

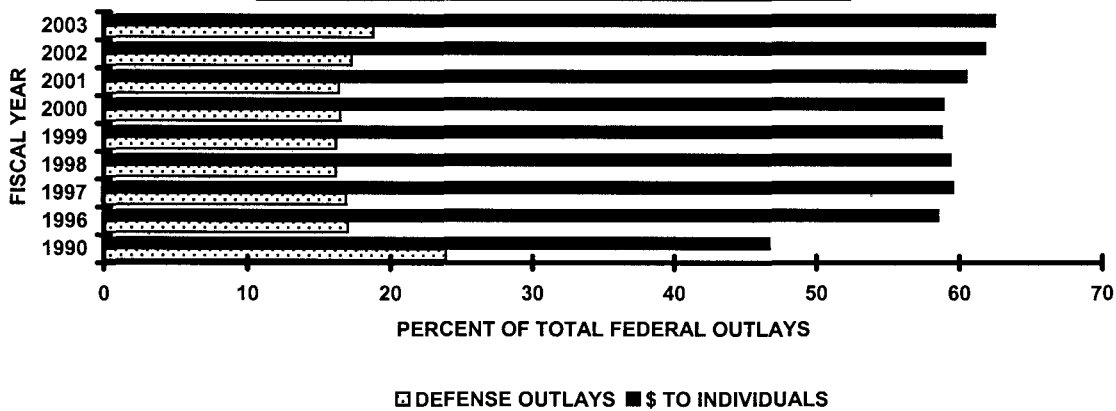


Table B-13

**DEFENSE OUTLAYS vs. PAYMENTS TO INDIVIDUALS**  
(As A Percent of Federal Outlays)

FISCAL YEAR	NATIONAL DEFENSE OUTLAYS	PAYMENT TO INDIVIDUALS (1)
1966	43.2	27.6
1968	46.0	28.0
1970	41.8	33.1
1972	34.3	40.3
1974	29.5	44.7
1976 (2)	24.1	48.6
1978	22.8	46.2
1980	22.7	47.1
1982	24.8	48.1
1984	26.7	47.2
1986	27.6	45.6
1987	28.1	47.0
1988	27.3	47.1
1989	26.5	47.0
1990	23.9	46.7
1991	20.6	49.3
1992	21.6	52.8
1993	20.7	55.7
1994	19.3	56.4
1995	17.9	57.9
1996	17.0	58.5
1997	16.9	59.6
1998	16.2	59.4
1999	16.2	58.8
2000	16.5	58.9
2001	16.4	60.5
2002	17.3	61.8
2003	18.8	62.5

**DEFENSE OUTLAYS vs. PAYMENT TO INDIVIDUALS**



FOOTNOTES: (1) Entitlements (i.e., Social Security, Medicare, Retirements, Disability Payment, etc.).

(2) FY1976 excludes Transition Quarter

SOURCE:

Fiscal Year 2005 Budget of the United States Government Historical Tables, Table 6-1, pages 116-117.

<http://www.whitehouse.gov/omb/budget/fy2005/>

OPR: SAF/FMCEE, Rachel Weber, 703-693-0676 or DSN 223-0676.



Table C-1

**AF TOA AND OUTLAY TRENDS  
(TY\$ BILLIONS)**

FY		TOA DOLLARS THEN-YEAR	OUTLAY DOLLARS THEN-YEAR
1965		19.4	18.1
1966		23.3	20.1
1967		24.3	22.9
1968		25.0	25.7
1969		25.9	25.9
1970		23.9	24.9
1971		23.0	23.8
1972		23.8	24.0
1973		24.7	23.6
1974		24.8	23.9
1975		26.0	25.0
1976	(1)	28.4	26.4
1977		31.1	27.9
1978		32.9	29.2
1979		34.9	32.3
1980		41.6	39.0
1981		52.4	45.2
1982		65.0	55.7
1983	(2)	73.4	62.9
1984		85.3	68.6
1985		96.5	82.0
1986		93.9	91.2
1987		93.6	91.1
1988		90.3	93.1
1989		94.7	94.7
1990		93.2	93.5
1991		91.2	94.5
1992		83.0	85.0
1993		79.8	83.8
1994		75.2	80.3
1995		73.6	76.6
1996		74.3	75.4
1997		73.2	76.6
1998		76.5	77.9
1999		80.9	79.2
2000		83.4	77.8
2001		90.1	84.8
2002		95.7	90.5
2003		108.5	104.2

## FOOTNOTES:

(1) Figures for 1976 exclude transition quarter.

(2) AF assumed responsibility for Family Housing in FY83.

OPR: SAF/FMBMM, Ms. Sandra Jefferson, (703) 695-4939 or DSN 225-4939.



Table C-2

**AF OUTLAYS BY APPROPRIATION  
(TY\$ BILLIONS)**

	FY99	FY00	FY01	FY02	FY03
<b>TOTAL</b>	79.2	77.8	84.8	90.5	104.2
<b>3010 AIRCRAFT PROCUREMENT</b>	8.9	7.1	8.2	9.5	10.6
<b>3020 MISSILE PROCUREMENT</b>	2.4	2.2	3.0	2.7	2.7
<b>3080 OTHER PROCUREMENT/AMMO</b>	6.8	7.6	8.0	8.6	10.7
<b>3600 RDT&amp;E</b>	14.2	13.5	14.3	13.9	17.5
<b>3400 O&amp;M</b>	20.7	20.3	23.8	25.1	28.0
<b>3740 O&amp;M - AFR</b>	1.7	1.8	2.0	2.0	2.3
<b>3840 O&amp;M - ANG</b>	3.1	3.3	3.5	3.7	4.3
<b>3500 MILITARY PERSONNEL</b>	16.9	17.7	17.3	19.9	22.0
<b>3700 AFR PERSONNEL</b>	0.8	0.8	1.0	1.1	1.3
<b>3850 ANG PERSONNEL</b>	1.4	1.4	1.6	1.8	2.2
<b>3300 MILCON</b>	0.6	0.7	0.8	0.9	1.1
<b>3730 MILCON - AFR</b>	0.4	0.4	0.4	0.05	0.06
<b>3830 MILCON - ANG</b>	0.2	0.2	0.2	0.2	0.2
<b>0704/0745 FAMILY HOUSING</b>	1.0	1.1	1.1	1.2	1.3
<b>OFFSETTING RECEIPTS</b>	(0.2)	(0.3)	(0.1)	(0.3)	(0.1)
<b>TRUST/TRUST REVOLVING FUND</b>	0.3	0.0	(0.3)	0.08	0.08

OPR: SAF/FMBMM, Ms. Sandra Jefferson, (703) 695-4939 or DSN 225-4939.




Table C-3

**AF TOA BY APPROPRIATION  
(FY05 PB TY\$ BILLIONS)**

	FY02	FY03	FY04	FY05	FY06	FY07
<b>TOTAL</b>	<b>100.3</b>	<b>125.7</b>	<b>125.0</b>	<b>120.5</b>	<b>128.3</b>	<b>132.6</b>
<b>10 AIRCRAFT PROCUREMENT - AF</b>	<b>10.5</b>	<b>13</b>	<b>12</b>	<b>13.2</b>	<b>13.7</b>	<b>14.7</b>
<b>14 MISSILE PROCUREMENT</b>	<b>2.7</b>	<b>3.4</b>	<b>4.2</b>	<b>4.7</b>	<b>6</b>	<b>6.4</b>
<b>16 OTHER PROCUREMENT - AF</b>	<b>9.4</b>	<b>13.9</b>	<b>14.9</b>	<b>13.3</b>	<b>13.7</b>	<b>14.4</b>
<b>24 MILITARY CONSTRUCTION - AF</b>	<b>1.2</b>	<b>1.2</b>	<b>1.4</b>	<b>0.7</b>	<b>1.6</b>	<b>1.7</b>
<b>28 RDT&amp;E - AF</b>	<b>14.5</b>	<b>18.9</b>	<b>20.3</b>	<b>21.1</b>	<b>21.4</b>	<b>21.5</b>
<b>30 OPERATION &amp; MAINTENANCE - AF</b>	<b>28.4</b>	<b>36.9</b>	<b>31.8</b>	<b>28.5</b>	<b>30.6</b>	<b>31.4</b>
<b>32 MILITARY PERSONNEL - AF</b>	<b>22.1</b>	<b>25.5</b>	<b>26.3</b>	<b>24.5</b>	<b>25.7</b>	<b>26.3</b>
<b>37 BRAC ROUND IV (FY96)</b>	<b>0.2</b>	<b>0.1</b>	<b>0.2</b>	<b>0.1</b>	<b>0.1</b>	<b>0.1</b>
<b>50 RESERVE PERSONNEL-AF</b>	<b>1</b>	<b>1.2</b>	<b>1.3</b>	<b>1.5</b>	<b>1.6</b>	<b>1.7</b>
<b>51 MILITARY CONSTRUCTION-AFR</b>	<b>0.1</b>	<b>0.1</b>	<b>0.1</b>	<b>0.1</b>	<b>0.1</b>	<b>0.1</b>
<b>52 OPERATION AND MAINTENANCE - AFR</b>	<b>2</b>	<b>2.1</b>	<b>2.2</b>	<b>2.2</b>	<b>2.4</b>	<b>2.5</b>
<b>54 MILITARY CONSTRUCTION - ANG</b>	<b>0.3</b>	<b>0.2</b>	<b>0.2</b>	<b>0.1</b>	<b>0.2</b>	<b>0.1</b>
<b>55 OPERATION AND MAINTENANCE-ANG</b>	<b>3.9</b>	<b>4.2</b>	<b>4.7</b>	<b>4.4</b>	<b>5</b>	<b>5.4</b>
<b>56 NATIONAL GUARD PERSONNEL-ANG</b>	<b>1.7</b>	<b>2</b>	<b>2.3</b>	<b>2.5</b>	<b>2.6</b>	<b>2.7</b>
<b>60 FAMILY HOUSING CONSTRUCTION-AF</b>	<b>0.5</b>	<b>0.7</b>	<b>0.6</b>	<b>0.8</b>	<b>1.1</b>	<b>1.1</b>
<b>61 FAM HOUSING OPS &amp; DEBT-AF</b>	<b>0.8</b>	<b>0.9</b>	<b>0.8</b>	<b>0.9</b>	<b>0.8</b>	<b>0.8</b>
<b>A1 PROCUREMENT OF AMMUNITION-AF</b>	<b>1</b>	<b>1.4</b>	<b>1.3</b>	<b>1.4</b>	<b>1.3</b>	<b>1.3</b>
<b>A6 ENVIRONMENTAL RESTORATION-AF</b>	<b>0</b>	<b>0</b>	<b>0.4</b>	<b>0.4</b>	<b>0.4</b>	<b>0.4</b>
<b>AL DEFENSE BUSINESS OPERATIONS</b>	<b>0</b>	<b>0</b>	<b>0</b>	<b>0.1</b>	<b>0</b>	<b>0</b>

## NOTES:

(1) Totals may not add due to rounding.

(2) Amounts are as of the FY05 PB.

(3) Amounts may differ from those in previous editions of this publication because of updates to prior year actuals.

OPR: SAF/FMBP, Maj Paik, (703) 614-2911.




Table C-4

**AF TOA: PROCUREMENT, RDT&E AND MILCON APPROPRIATIONS  
vs. ALL OTHER APPROPRIATIONS  
(FY05 PB CONSTANT \$ BILLIONS)**

<b>FY</b>	<b>PROCUREMENT RDT&amp;E AND MILCON</b>	<b>ALL OTHER APPROPRIATIONS</b>	<b>TOTAL AF TOA</b>
1986	74.3	77.3	151.6
1987	69.9	76.4	146.3
1988	60.3	74.4	134.7
1989	61.3	75.9	137.2
1990	57.0	72.9	129.9
1991	46.3	74.9	121.2
1992	45.6	62.7	108.3
1993	42.3	60.2	102.5
1994	36.5	57.2	93.7
1995	32.7	58.4	91.1
1996	34.2	56.3	90.5
1997	33.3	53.6	86.9
1998	34.2	55.4	89.6
1999	36.3	56.7	93.0
2000	37.2	56.7	93.9
2001	39.9	58.3	98.2
2002	41.8	64.9	106.7
2003	54.4	76.8	131.2

NOTES:

- (1) Totals may not add due to rounding.
- (2) Amounts in constant 05 dollars, are as of the FY05 PB.
- (3) Amounts may differ from those in previous editions of this publication, because of updates to prior year actuals.

OPR: SAF/FMBP, Maj Paik, (703) 614-2911.



Table C-5

**TOTAL AF PERSONNEL BUDGET OUTLAY  
TRENDS  
(Then-Year Dollars in Millions)**

FISCAL YEAR		MILITARY	CIVILIAN
1984		12,186	6,805
1985	(1)	17,689	7,142
1986		18,496	7,422
1987		19,183	7,801
1988		19,498	7,993
1989		19,697	8,391
1990		19,408	8,807
1991		19,552	8,626
1992		18,619	10,047
1993		17,398	9,690
1994		15,896	12,543
1995		16,862	12,856
1996		18,382	12,491
1997		19,151	11,233
1998		19,051	10,991
1999		19,124	10,148
2000		20,128	10,407
2001		19,628	10,422
2002		22,719	10,807
2003		25,406	10,985

FOOTNOTE: (1) Military retired pay accrual began in FY 85.

OPR: SAF/FMBMM, Ms.Sandra Jefferson, (703) 695-4939 or DSN 225-4939.



Table C-6

**AF DIRECT PERSONNEL COST AND END STRENGTH  
(TY\$ BILLIONS)**

**FY 03**

	END STRENGTH	OBLIGATION \$	OUTLAY \$
<b>GRAND TOTAL</b>	714,780	39.476	37.507
<b>% OF AF OUTLAY</b>			36.0%
<b>MILITARY TOTAL</b>	557,953	29.119	27.167
AF	375,062	25.955	24.204
AFR	74,754	1.165	1.076
ANG	108,137	1.999	1.887
<b>CIVILIAN TOTAL</b>	156,827	10.357	10.340
O&M - AF	89,098	5.852	5.852
O&M - AFR	12,982	0.846	0.840
O&M - ANG	21,928	1.412	1.412
RDT&E	5,198	0.432	0.421
<b>WORKING CAPITAL FUND (2)</b>	27,621	1.815	1.815

**FY 02**

	END STRENGTH	OBLIGATION \$	OUTLAY \$
<b>GRAND TOTAL</b>	715,417	33.445	31.460
<b>% OF AF OUTLAY</b>			34.8%
<b>MILITARY TOTAL</b>	556,477	24.822	22.840
AF	368,251	22.270	20.405
AFR	76,151	0.992	0.908
ANG	112,075	1.560	1.527
<b>CIVILIAN TOTAL</b>	158,940	8.623	8.620
O&M - AF	88,927	4.472	4.472
O&M - AFR	13,570	0.797	0.795
O&M - ANG	22,470	1.313	1.312
RDT&E	7,207	0.395	0.395
<b>WORKING CAPITAL FUND (1)</b>	26,766	1.646	1.646

Footnote: (1) FY02 numbers for the Working Capital Fund (WCF) do not include USTRANSCOM data.

Footnote: (2) FY03 numbers for the Working Capital Fund (WCF) includes USTRANSCOM Air Force data only.

OPR: (AF MIL) Lt Col Dennis Dillon, SAF/FMBOP, 695-0036 or DSN 225-0036;  
 (AF CIV O&M) Ms Marilyn Plogger, SAF/FMBOP, (703) 697-0081 or DSN 227-0081;  
 (RDT&E) Mr John Uperti, SAF/FMBIZ, (703) 695-0642, DSN 225-0642;  
 (DoD WC FUND) Ms Kim Vu, SAF/FMBMR, (703) 693-6365 or DSN 223-6365;  
 (ANG - MIL) Ms Jean Ware, ANG, (703) 607-2815; (ANG - CIV) Ms Sonja Hammerle ANG 703-607-2794 DSN 227-2794  
 (AFR - MIL) Ms Nancy Lee, AF/RECB 695-0545 (AFR - CIV) Ms Michelle Williams AF/RECB 703-695-0664 DSN 225-0664.



Table C-7

**TOTAL AF O&M FUNDING DETAIL BY  
BUDGET ACTIVITY & COMMODITY GROUP**  
(Then-Year Dollars in Billions)

(1)

	FY01	FY02	FY03
<b>TOTAL O&amp;M FUNDING (2)</b>	<b>30.0</b>	<b>34.3</b>	<b>43.3</b>
<b>OPERATING FORCES</b>	<b>18.0</b>	<b>20.8</b>	<b>26.7</b>
<b>MOBILIZATION</b>	<b>3.5</b>	<b>4.5</b>	<b>5.6</b>
<b>TRAINING &amp; RECRUITING</b>	<b>2.3</b>	<b>2.6</b>	<b>2.9</b>
<b>ADMIN &amp; SERVICE WIDE ACTIVITIES</b>	<b>6.2</b>	<b>6.4</b>	<b>8.1</b>
<b>CIVILIAN PAY</b>	<b>6.4</b>	<b>6.6</b>	<b>7.0</b>
<b>TRAVEL &amp; TRANSPORTATION</b>	<b>1.4</b>	<b>1.7</b>	<b>2.3</b>
<b>UTILITIES &amp; RENT</b>	<b>0.6</b>	<b>0.6</b>	<b>0.7</b>
<b>COMMUNICATIONS</b>	<b>0.4</b>	<b>0.5</b>	<b>0.6</b>
<b>SUPPLIES &amp; EQUIPMENT</b>	<b>7.5</b>	<b>8.6</b>	<b>11.8</b>
<b>DEPOT MAINTENANCE</b>	<b>2.9</b>	<b>3.7</b>	<b>3.8</b>
<b>PURCHASED SERVICES</b>	<b>8.8</b>	<b>10.6</b>	<b>15.2</b>
<b>AIRCRAFT POL</b>	<b>1.8</b>	<b>2.0</b>	<b>1.6</b>
<b>OTHER EXPENSES</b>	<b>0.1</b>	<b>0.1</b>	<b>0.3</b>

FOOTNOTES:

(1) Includes Active Air Force, Air National Guard (ANG) and Air Force Reserve (AFR).

(2) Totals may not add due to rounding.

OPR: (AF) SAF/FMBOI, Maj Patrice Solorzano, (703) 614-7510 or DSN 224-7510\

(AFR) AF/RECB, Ms. M. Williams, (703) 695-0664 or DSN 225-0664

(ANG) ANG/FMA, Lt Col Jose Ayala, (703) 607-2792 or DSN 327-2792



Table C-8

**AF TOA CHANGES**  
**(FY05 PBR CONSTANT \$ BILLIONS)**

	FY01	FY02	FY03
<b>TOTAL APPROPRIATIONS</b>	<b>98.3</b>	<b>106.9</b>	<b>113.3</b>
<b>10 AIRCRAFT PROCUREMENT-AF</b>	<b>10.5</b>	<b>11</b>	<b>13.2</b>
<b>14 MISSILE PROCUREMENT-AF</b>	<b>2.8</b>	<b>2.8</b>	<b>3.2</b>
<b>16 OTHER PROCUREMENT-AF</b>	<b>9.2</b>	<b>9.7</b>	<b>10.9</b>
<b>24 MILITARY CONSTRUCTION-AF</b>	<b>0.9</b>	<b>1.3</b>	<b>1.1</b>
<b>28 RDT&amp;E-AF</b>	<b>15</b>	<b>15.1</b>	<b>19.1</b>
<b>30 OPERATION AND MAINTENANCE-AF</b>	<b>26</b>	<b>29.6</b>	<b>28.1</b>
<b>32 MILITARY PERSONNEL-AF</b>	<b>22.2</b>	<b>25.1</b>	<b>23.7</b>
<b>35 BRAC ROUND III (FY94)</b>	<b>0.3</b>	<b>0.3</b>	<b>0.2</b>
<b>37 BRAC ROUND IV (FY96)</b>	<b>1.2</b>	<b>1.1</b>	<b>1.3</b>
<b>50 RESERVE PERSONNEL-AFR</b>	<b>0</b>	<b>0.1</b>	<b>0.1</b>
<b>51 MILITARY CONSTRUCTION-AFR</b>	<b>2.1</b>	<b>2.1</b>	<b>2.3</b>
<b>52 OPERATION AND MAINTENANCE-AFR</b>	<b>0.2</b>	<b>0.3</b>	<b>0.2</b>
<b>54 MILITARY CONSTRUCTION-ANG</b>	<b>3.9</b>	<b>4.1</b>	<b>4.3</b>
<b>55 OPERATION AND MAINTENANCE-ANG</b>	<b>2.1</b>	<b>1.9</b>	<b>2.3</b>
<b>56 NATIONAL GUARD PERSONNEL-ANG</b>	<b>0.3</b>	<b>0.5</b>	<b>0.7</b>
<b>60 FAMILY HOUSING CONSTRUCTION-AF</b>	<b>0.9</b>	<b>0.9</b>	<b>0.9</b>
<b>61 FAM HOUSING OPS &amp; DEBT-AF</b>	<b>0.7</b>	<b>1</b>	<b>1.3</b>
<b>A1 PROCUREMENT OF AMMUNITION-AF</b>	<b>0</b>	<b>0</b>	<b>0.4</b>
<b>A6 ENVIRONMENTAL RESTORATION -AF</b>	<b>0</b>	<b>0</b>	<b>0</b>

## NOTES:

- 1) Totals may not add due to rounding.
- 2) Amounts are as of the FY 05 PBR.
- 3) Amounts may differ from those in previous editions of this publication because of updates to prior year actuals.

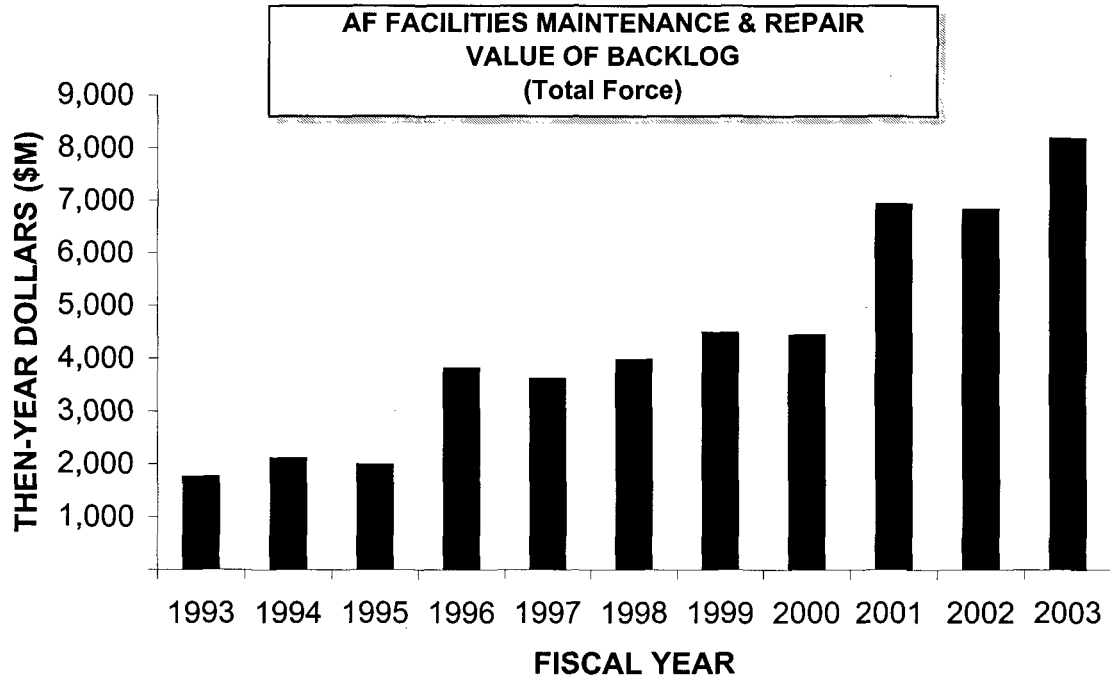
OPR: SAF/FMBP, Maj Paik, (703) 614-2911



Table C-9

**AF FACILITIES MAINTENANCE & REPAIR  
VALUE OF BACKLOG  
(Then-Year Dollars in Millions)**

FY	\$M	FY	\$M	FY	\$M
1978	300	1987	680	1996 (1)	3,807
1979	365	1988	869	1997	3,611
1980	485	1989	1,040	1998	3,973
1981	530	1990	1,214	1999	4,487
1982	507	1991	1,220	2000	4,442
1983	653	1992	1,600	2001 (2)	6,929
1984	695	1993	1,751	2002	6,824
1985	684	1994	2,104	2003	8,174
1986	788	1995	1,984		



FOOTNOTES:

(1) Starting in FY96 the Air Force began reporting Total Force (Active, Guard, Reserve) and RDT&E backlog transferred into the Operation and Maintenance (O&M) appropriation.

(2) Beginning with 2001, we report Deferred Sustainment (O&M) and the O&M portion of the Air Force Restoration and Modernization (R&M) requirements backlog (vs Backlog Maintenance and Repair (BMAR)).

OPR: AF/ILERP, Mr. Tom Lowry (703) 604-2210 or DSN 664-2210.

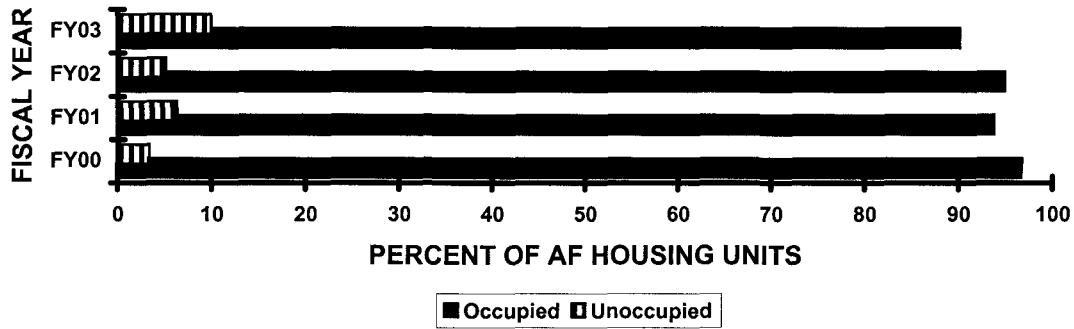


Table C-10

**AF MILITARY FAMILY HOUSING DATA**

	FY00	FY01	FY02	FY03
<b>GOVERNMENT HOUSING (OWNED/LEASED)</b>	110,000	111,008	105,804	105,013
Less Units Being Improved/Repaired	10,349	4,995	9,628	9,763
<b>Units Available for Occupancy</b>	99,651	106,013	96,176	95,250
Occupied Units	96,328	99,354	91,224	85,794
Unoccupied Units	3,323	6,659	4,945	9,456

**AF MILITARY FAMILY HOUSING**



NOTE: For FY00, while the number of units available for occupancy is accurate, the number of occupied and unoccupied units were obtained by iteration.

OPR: AF/ILEH, Mr. Berry, (703) 604-4469 or DSN 664-4469



Table D-1

<b>AF MILITARY PERSONNEL</b>
------------------------------

FY	TOTAL	FY	TOTAL	FY	TOTAL
1908	13	1940	51,165	1972	725,635
1909	27	1941	152,125	1973	690,999
1910	11	1942	764,415	1974	643,795
1911	23	1943	2,197,114	1975	612,551
1912	51	1944	2,372,292	1976	585,207
1913	114	1945	2,282,259	1977	570,479
1914	122	1946	455,515	1978	569,491
1915	208	1947	305,827	1979	559,450
1916	311	1948	387,730	1980	557,969
1917	1,218	1949	419,347	1981	570,302
1918	195,023	1950	411,277	1982	582,845
1919	25,603	1951	788,381	1983	592,044
1920	9,050	1952	973,474	1984	597,125
1921	11,649	1953	977,593	1985	601,515
1922	9,642	1954	947,918	1986	608,199
1923	9,441	1955	959,946	1987	607,035
1924	10,547	1956	909,958	1988	576,446
1925	9,670	1957	919,835	1989	570,880
1926	9,674	1958	871,156	1990	535,233
1927	10,078	1959	840,028	1991	510,432
1928	10,549	1960	814,213	1992	470,315
1929	12,131	1961	820,490	1993	444,351
1930	13,531	1962	883,330	1994	426,327
1931	14,780	1963	868,644	1995	400,409
1932	15,028	1964	855,802	1996	389,001
1933	15,099	1965	823,633	1997	377,385
1934	15,861	1966	886,350	1998	367,470
1935	16,247	1967	897,426	1999	360,590
1936	17,233	1968	904,759	2000	355,654
1937	19,147	1969	862,062	2001	353,571
1938	21,089	1970	791,078	2002	368,251
1939	23,455	1971	755,107	2003	375,062

SOURCE: AF/DPLFR, Mr. Lambert (703) 693-4391 or DSN 223-4391


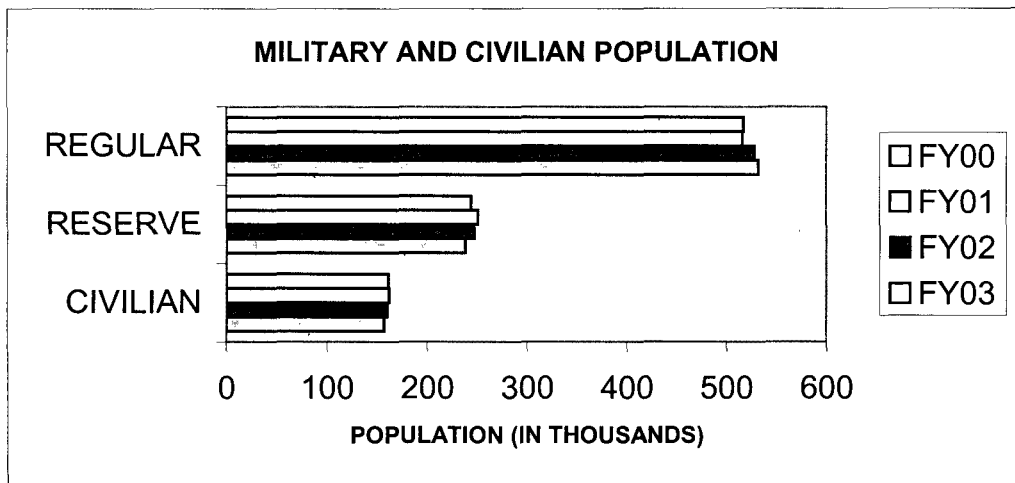


Table D-2

**AF PERSONNEL DISTRIBUTION**  
(PERSONNEL IN THOUSANDS)  
(1)

	FY00	FY01	FY02	FY03
<b>ACTIVE FORCE (2)</b>				
<b>GRAND TOTAL</b>	517	516	528	532
<b>MILITARY TOTAL</b>	356	354	368	375
Officers	70	69	72	74
Enlisted	282	280	292	297
Cadets	4	4	4	4
<b>CIVILIAN TOTAL</b>	161	162	160	157
Direct Hire	154	155	153	151
AFRES Technicians	(10)	(10)	(10)	(10)
ANG Technicians	(23)	(23)	(23)	(21)
Indirect Hire	7	7	6	6
<b>AIR RESERVE FORCE (3)</b>				
<b>GRAND TOTAL</b>	244	251	247	238
<b>READY RESERVE (4)</b>	228	233	230	220
ANG Selected Reserve	106	108	112	108
AF Reserve (Sel Res)	72	75	77	75
AF Reserve (IRR)	50	50	41	37
<b>STANDBY RESERVE</b>	16	18	17	18



FOOTNOTES:

- (1) Totals may not add due to rounding.
- (2) Excludes nonchargeable personnel.
- (3) Does not include Training/Pay Categories J, K, and L.
- (4) Excludes retired Air Force Reserve.

NOTE: AFRES and ANG Technicians numbers are in parentheses to avoid double counting.

OPR:

- (AF MIL) AF/DPLFR, Ms. J. Breeden, (703) 697-3714 or DSN 227-3714;
- (AFR) AF/REPP, Mr. Bill Limbrick, (703) 588-6001 or DSN 425-6001;
- (ANG) ANG/FMAF, Lt Col Jose Ayala, (793) 607-2792 or DSN 327-2792;
- (CIV) AF/DPLFR, Ms. Patrick, (703) 697-7486 or DSN 227-7486



Table D-2

	FY03	FY02	FY01	FY00	FY99
CIVILIAN	157	160	162	161	166
RESERVE	238	247	251	244	249
REGULAR	532	528	516	517	527




Table D-3

**AF PERSONNEL BY MAJOR COMMANDS (MAJCOMs),  
FIELD OPERATING AGENCIES (FOAs),  
AND DIRECT REPORTING UNITS (DRUs)**

	FY98	FY99	FY00	FY01	FY02	FY03
<b>MAJCOM TOTAL</b>	<b>458298</b>	<b>444790</b>	<b>436392</b>	<b>435399</b>	<b>450554</b>	<b>458256</b>
Officer	57925	56510	55606	54697	58304	59830
Enlisted	266488	261101	257829	257120	268765	274114
Civilian	133885	127179	122957	123582	123485	124312
<b>AF MATERIEL CMD</b>	<b>96986</b>	<b>90120</b>	<b>84401</b>	<b>81159</b>	<b>80117</b>	<b>79874</b>
Officer	8540	7959	7555	7269	6941	7222
Enlisted	22037	20688	18560	16512	16338	16155
Civilian	66409	61473	58286	57378	56838	56497
<b>AF RESERVE COMMAND</b>	<b>15248</b>	<b>15139</b>	<b>14929</b>	<b>15174</b>	<b>13956</b>	<b>13591</b>
Officer	112	98	86	95	101	107
Enlisted	338	330	324	322	323	293
Civilian	14798	14711	14519	14757	13532	13191
<b>AF SPECIAL OPS CMD</b>	<b>9773</b>	<b>9702</b>	<b>9550</b>	<b>9663</b>	<b>9793</b>	<b>10150</b>
Officer	1514	1473	1448	1479	1525	1614
Enlisted	7713	7658	7517	7578	7596	7793
Civilian	546	571	585	606	672	743
<b>AIR COMBAT CMD</b>	<b>98642</b>	<b>96730</b>	<b>94548</b>	<b>94816</b>	<b>101174</b>	<b>102805</b>
Officer	12292	12271	12319	12116	12978	13094
Enlisted	75035	73635	72154	72832	78178	80021
Civilian	11315	10824	10075	9868	10018	9690
<b>AIR MOBILITY CMD</b>	<b>60861</b>	<b>59571</b>	<b>57728</b>	<b>57283</b>	<b>60121</b>	<b>61810</b>
Officer	9012	8917	8562	8273	8879	9185
Enlisted	43446	42663	41368	41196	43013	43898
Civilian	8403	7991	7798	7814	8229	8727
<b>AIR EDUCATION &amp; TNG CMD</b>	<b>80140</b>	<b>79336</b>	<b>82574</b>	<b>83832</b>	<b>87009</b>	<b>86378</b>
Officer	15025	14656	14532	14405	15042	15332
Enlisted	50752	50744	53920	54832	57254	56334
Civilian	14363	13936	14122	14595	14713	14712
<b>PACIFIC AIR FORCES CMD</b>	<b>41116</b>	<b>40757</b>	<b>40377</b>	<b>40442</b>	<b>41630</b>	<b>42559</b>
Officer	3997	4032	4065	3990	4306	4344
Enlisted	28624	28257	27954	27569	29048	29751
Civilian	8495	8468	8358	8883	8276	8464
<b>SPACE CMD</b>	<b>23559</b>	<b>22349</b>	<b>21697</b>	<b>21676</b>	<b>25422</b>	<b>25994</b>
Officer	3976	3706	3655	3631	4983	5164
Enlisted	15231	14504	13692	13386	14114	14359
Civilian	4352	4139	4350	4659	6325	6471
<b>US AIR FORCES, EUROPE</b>	<b>31973</b>	<b>31091</b>	<b>30588</b>	<b>31354</b>	<b>31332</b>	<b>35095</b>
Officer	3457	3398	3384	3439	3549	3768
Enlisted	23312	22622	22340	22893	22901	25510
Civilian	5204	5071	4864	5022	4882	5817



Table D-3

**AF PERSONNEL BY MAJOR COMMANDS (MAJCOMs),  
FIELD OPERATING AGENCIES (FOAs),  
AND DIRECT REPORTING UNITS (DRUs)**

	FY98	FY99	FY00	FY01	FY02	FY03
<b>FOA TOTAL</b>	<b>51499</b>	<b>51714</b>	<b>49805</b>	<b>49978</b>	<b>47624</b>	<b>46591</b>
Officer	5271	5205	4949	5031	4973	4922
Enlisted	14383	14271	14195	13647	13336	13010
Civilian	31845	32238	30661	31300	29315	28649
<b>AF AUDIT AGENCY</b>	<b>888</b>	<b>884</b>	<b>822</b>	<b>862</b>	<b>784</b>	<b>817</b>
Officer	1	1	0	0	0	0
Enlisted	1	1	0	0	0	0
Civilian	886	882	822	862	784	817
<b>AF AGENCY FOR MODELING/SIMULATION</b>	<b>28</b>	<b>30</b>	<b>34</b>	<b>32</b>	<b>32</b>	<b>34</b>
Officer	15	16	18	17	15	15
Enlisted	2	2	3	3	3	3
Civilian	11	12	13	12	14	16
<b>AF BASE CONVERSION AGENCY</b>	<b>284</b>	<b>262</b>	<b>261</b>	<b>226</b>	<b>189</b>	<b>198</b>
Officer	0	0	0	0	0	0
Enlisted	0	0	0	0	0	0
Civilian	284	262	261	226	189	198
<b>AF CTR FOR ENVIR EXCEL</b>	<b>414</b>	<b>409</b>	<b>419</b>	<b>438</b>	<b>407</b>	<b>403</b>
Officer	40	37	42	39	32	36
Enlisted	2	2	2	2	2	2
Civilian	372	370	375	397	373	365
<b>AF CTR FOR QUALITY/MGMT (1)</b>	<b>205</b>	<b>0</b>	<b>0</b>	<b>0</b>	<b>0</b>	<b>0</b>
Officer	37	0	0	0	0	0
Enlisted	80	0	0	0	0	0
Civilian	88	0	0	0	0	0
<b>AF CIVIL ENG SPT AGENCY</b>	<b>221</b>	<b>215</b>	<b>198</b>	<b>194</b>	<b>209</b>	<b>206</b>
Officer	25	18	17	19	18	18
Enlisted	70	68	66	66	74	72
Civilian	126	129	115	109	117	116
<b>AF OPERATIONS GROUP</b>	<b>240</b>	<b>219</b>	<b>230</b>	<b>210</b>	<b>146</b>	<b>92</b>
Officer	160	141	148	134	84	42
Enlisted	69	71	71	66	58	45
Civilian	11	7	11	10	4	5
<b>AF COMMUNICATIONS AGENCY (2)</b>	<b>1</b>	<b>0</b>	<b>0</b>	<b>496</b>	<b>509</b>	<b>531</b>
Officer	1	0	0	66	90	100
Enlisted	0	0	0	123	120	135
Civilian	0	0	0	307	299	296



Table D-3

**AF PERSONNEL BY MAJOR COMMANDS  
(MAJCOMs),  
FIELD OPERATING AGENCIES (FOAs),  
AND DIRECT REPORTING UNITS (DRUs)**

	FY98	FY99	FY00	FY01	FY02	FY03
<b>AF COST ANALYSIS AGENCY</b>	<b>62</b>	<b>54</b>	<b>46</b>	<b>51</b>	<b>50</b>	<b>57</b>
Officer	23	18	19	17	22	21
Enlisted	2	2	1	2	2	2
Civilian	37	34	26	32	26	34
<b>AF FLT STDS MGMT AGENCY</b>	<b>168</b>	<b>154</b>	<b>144</b>	<b>150</b>	<b>163</b>	<b>162</b>
Officer	66	58	53	54	64	53
Enlisted	72	69	61	62	65	69
Civilian	30	27	30	34	34	40
<b>AF FREQ MGMT AGENCY</b>	<b>0</b>	<b>0</b>	<b>0</b>	<b>28</b>	<b>29</b>	<b>28</b>
Officer	0	0	0	3	3	3
Enlisted	0	0	0	6	8	7
Civilian	0	0	0	19	18	18
<b>AF HIST RESEARCH AGENCY</b>	<b>70</b>	<b>67</b>	<b>72</b>	<b>64</b>	<b>55</b>	<b>65</b>
Officer	2	3	4	1	2	2
Enlisted	6	5	5	4	2	9
Civilian	62	59	63	59	51	54
<b>AF HISTORY SPT OFFICE (3)</b>	<b>35</b>	<b>33</b>	<b>29</b>	<b>30</b>	<b>29</b>	<b>26</b>
Officer	2	1	3	2	2	1
Enlisted	2	3	1	3	2	0
Civilian	31	29	25	25	25	25
<b>AF INSPECTION AGENCY</b>	<b>147</b>	<b>134</b>	<b>131</b>	<b>123</b>	<b>128</b>	<b>124</b>
Officer	96	88	86	79	85	82
Enlisted	25	25	24	24	25	25
Civilian	26	21	21	20	18	17
<b>AIR INTEL AGENCY</b>	<b>12593</b>	<b>12749</b>	<b>12778</b>	<b>12289</b>	<b>11850</b>	<b>11706</b>
Officer	1262	1239	1273	1248	1260	1301
Enlisted	9278	9496	9462	8982	8592	8388
Civilian	2053	2014	2043	2059	1998	2017
<b>LEGAL SERVICES AGENCY</b>	<b>511</b>	<b>528</b>	<b>511</b>	<b>481</b>	<b>482</b>	<b>482</b>
Officer	274	275	276	256	260	258
Enlisted	116	126	124	112	113	113
Civilian	121	127	111	113	109	111
<b>AF LOGISTICS MGMT AGENCY</b>	<b>69</b>	<b>70</b>	<b>67</b>	<b>74</b>	<b>79</b>	<b>80</b>
Officer	38	35	30	36	34	34
Enlisted	20	18	19	18	22	23
Civilian	11	17	18	20	23	23



Table D-3

**AF PERSONNEL BY MAJOR COMMANDS (MAJCOMs),  
FIELD OPERATING AGENCIES (FOAs),  
AND DIRECT REPORTING UNITS (DRUs)**

	FY98	FY99	FY00	FY01	FY02	FY03
<b>AF MANPOWER AND INNOVATION AGENCY</b>	<b>0</b>	<b>194</b>	<b>200</b>	<b>183</b>	<b>206</b>	<b>204</b>
Officer	0	35	34	29	44	40
Enlisted	0	78	81	74	83	81
Civilian	0	81	85	80	79	83
<b>AF MEDICAL OPS AGENCY</b>	<b>135</b>	<b>138</b>	<b>141</b>	<b>152</b>	<b>137</b>	<b>152</b>
Officer	48	56	60	73	69	80
Enlisted	14	13	21	22	20	22
Civilian	73	69	60	57	48	50
<b>AF PERSONNEL CENTER (4)</b>	<b>1895</b>	<b>1992</b>	<b>1933</b>	<b>2011</b>	<b>2045</b>	<b>1897</b>
Officer	309	312	305	296	291	253
Enlisted	654	675	663	665	713	653
Civilian	932	1005	965	1050	1041	991
<b>AF PERSONNEL OPS AGENCY</b>	<b>64</b>	<b>62</b>	<b>66</b>	<b>48</b>	<b>40</b>	<b>34</b>
Officer	25	25	28	21	19	18
Enlisted	20	17	16	16	13	12
Civilian	19	20	22	11	8	4
<b>AF SERVICES AGENCY (5)</b>	<b>270</b>	<b>286</b>	<b>255</b>	<b>247</b>	<b>244</b>	<b>263</b>
Officer	30	41	28	20	28	35
Enlisted	50	59	53	48	46	56
Civilian	190	186	174	179	170	172
<b>AF NEWS AGENCY</b>	<b>466</b>	<b>443</b>	<b>402</b>	<b>398</b>	<b>375</b>	<b>383</b>
Officer	22	18	17	17	16	17
Enlisted	338	325	292	290	270	279
Civilian	106	100	93	91	89	87
<b>AF MEDICAL SPT AGENCY</b>	<b>79</b>	<b>77</b>	<b>69</b>	<b>65</b>	<b>72</b>	<b>132</b>
Officer	44	43	38	34	32	80
Enlisted	7	8	10	11	9	11
Civilian	28	26	21	20	31	41
<b>AF OFFICE OF SPEC INVEST</b>	<b>1828</b>	<b>1855</b>	<b>1894</b>	<b>1904</b>	<b>1983</b>	<b>2074</b>
Officer	373	365	373	374	405	412
Enlisted	1045	1069	1062	1052	1089	1104
Civilian	410	421	459	478	489	558



Table D-3

**AF PERSONNEL BY MAJOR COMMANDS (MAJCOMs),  
FIELD OPERATING AGENCIES (FOAs),  
AND DIRECT REPORTING UNITS (DRUs)**

	FY98	FY99	FY00	FY01	FY02	FY03
<b>AF PROGRAM EXE OFFICE</b>	<b>45</b>	<b>44</b>	<b>45</b>	<b>40</b>	<b>40</b>	<b>40</b>
Officer	29	30	31	30	27	28
Enlisted	5	2	2	1	2	2
Civilian	11	12	12	9	11	10
<b>AF REAL ESTATE AGENCY (6)</b>	<b>13</b>	<b>12</b>	<b>11</b>	<b>0</b>	<b>0</b>	<b>0</b>
Officer	0	0	0	0	0	0
Enlisted	0	0	0	0	0	0
Civilian	13	12	11	0	0	0
<b>AF REV BOARDS AGENCY</b>	<b>44</b>	<b>46</b>	<b>54</b>	<b>53</b>	<b>69</b>	<b>56</b>
Officer	5	5	5	5	5	7
Enlisted	5	6	6	5	5	5
Civilian	34	35	43	43	59	44
<b>AF SAFETY CENTER</b>	<b>126</b>	<b>122</b>	<b>116</b>	<b>114</b>	<b>117</b>	<b>111</b>
Officer	51	49	47	48	47	45
Enlisted	18	20	19	17	20	18
Civilian	57	53	50	49	50	48
<b>AF SEC FORCES CENTER</b>	<b>265</b>	<b>266</b>	<b>446</b>	<b>271</b>	<b>324</b>	<b>338</b>
Officer	56	53	59	46	48	46
Enlisted	196	200	373	213	263	279
Civilian	13	13	14	12	13	13
<b>AF STUDIES &amp; ANALYSES</b>	<b>100</b>	<b>93</b>	<b>81</b>	<b>81</b>	<b>90</b>	<b>94</b>
Officer	66	63	53	54	60	61
Enlisted	11	10	11	10	9	8
Civilian	23	20	17	17	21	25
<b>AF TECH APPL CENTER</b>	<b>701</b>	<b>539</b>	<b>532</b>	<b>524</b>	<b>523</b>	<b>543</b>
Officer	152	141	138	132	123	120
Enlisted	549	398	394	392	400	423
Civilian	0	0	0	0	0	0
<b>ANG READINESS CTR</b>	<b>581</b>	<b>546</b>	<b>568</b>	<b>573</b>	<b>570</b>	<b>585</b>
Officer	71	75	71	73	70	76
Enlisted	46	43	40	65	60	53
Civilian	464	428	457	435	440	456
<b>AIR NAT GUARD CIVILIANS</b>	<b>23388</b>	<b>23920</b>	<b>22781</b>	<b>22986</b>	<b>21246</b>	<b>20718</b>
Officer	0	0	0	0	0	0
Enlisted	0	0	0	0	0	0
Civilian	23388	23920	22781	22986	21246	20718



Table D-3

**AF PERSONNEL BY MAJOR COMMANDS (MAJCOMs),  
FIELD OPERATING AGENCIES (FOAs),  
AND DIRECT REPORTING UNITS (DRUs)**

	FY98	FY99	FY00	FY01	FY02	FY03
<b>AIR WEATHER SERVICE</b>	<b>846</b>	<b>787</b>	<b>812</b>	<b>753</b>	<b>746</b>	<b>755</b>
Officer	130	116	120	117	112	114
Enlisted	553	488	502	436	433	441
Civilian	163	183	190	200	201	200
<b>HEADQUARTERS AF</b>	<b>2463</b>	<b>2397</b>	<b>2411</b>	<b>2406</b>	<b>2381</b>	<b>2408</b>
Officer	1296	1281	1305	1322	1330	1367
Enlisted	265	251	254	254	250	252
Civilian	902	865	852	830	801	789
<b>JT SVCS SURV, EVASION, RESIST &amp; ESCAPE AGENCY</b>	<b>106</b>	<b>96</b>	<b>0</b>	<b>0</b>	<b>0</b>	<b>0</b>
Officer	6	4	0	0	0	0
Enlisted	25	24	0	0	0	0
Civilian	75	68	0	0	0	0
<b>US SPACOM/NORAD</b>	<b>609</b>	<b>709</b>	<b>511</b>	<b>782</b>	<b>608</b>	<b>193</b>
Officer	225	326	171	298	208	97
Enlisted	265	236	202	266	195	95
Civilian	119	147	138	218	205	1
<b>PENTAGON COMM AGENCY (7)</b>	<b>835</b>	<b>774</b>	<b>735</b>	<b>639</b>	<b>667</b>	<b>600</b>
Officer	127	99	97	71	68	60
Enlisted	393	367	355	337	368	333
Civilian	315	308	283	231	231	207
<b>DIRECT REPORTING UNITS</b>	<b>8153</b>	<b>8733</b>	<b>8358</b>	<b>7340</b>	<b>7336</b>	<b>7500</b>
Officer	1857	2037	1745	1541	1826	1896
Enlisted	3008	3301	3234	2892	2982	3188
Civilian	3288	3395	3379	2907	2528	2416
<b>AF COMM AND INFO CENTER</b>	<b>704</b>	<b>702</b>	<b>699</b>	<b>19</b>	<b>5</b>	<b>0</b>
Officer	164	173	153	10	1	0
Enlisted	179	172	167	7	4	0
Civilian	361	357	379	2	0	0
<b>11TH SUPPORT WING (8)</b>	<b>2457</b>	<b>2526</b>	<b>2393</b>	<b>2452</b>	<b>2494</b>	<b>2586</b>
Officer	181	181	178	183	202	211
Enlisted	1428	1458	1404	1416	1478	1569
Civilian	848	887	811	853	814	806
<b>AF OPERATIONAL T&amp;E CTR</b>	<b>767</b>	<b>723</b>	<b>714</b>	<b>702</b>	<b>737</b>	<b>755</b>
Officer	373	359	341	323	359	371
Enlisted	163	158	169	174	179	178
Civilian	231	206	204	205	199	206
<b>USAF ACADEMY</b>	<b>4140</b>	<b>4694</b>	<b>4473</b>	<b>4092</b>	<b>4016</b>	<b>4073</b>
Officer	1069	1257	1014	970	1202	1251
Enlisted	1232	1504	1487	1287	1313	1435
Civilian	1839	1933	1972	1835	1501	1387



Table D-3

**AF PERSONNEL BY MAJOR COMMANDS  
(MAJCOMs),  
FIELD OPERATING AGENCIES (FOAs),  
AND DIRECT REPORTING UNITS (DRUs)**

	FY98	FY99	FY00	FY01	FY02	FY03
<b>AF DOCTRINE CENTER</b>	<b>85</b>	<b>88</b>	<b>79</b>	<b>75</b>	<b>84</b>	<b>86</b>
Officer	70	67	59	55	62	63
Enlisted	6	9	7	8	8	6
Civilian	9	12	13	12	14	17
<b>OTHER (9)</b>	<b>19081</b>	<b>13895</b>	<b>18008</b>	<b>18425</b>	<b>18361</b>	<b>16381</b>
Officer	7003	3106	6723	7593	6929	7110
Enlisted	7890	7590	7098	6751	6978	6907
Civilian	4188	3199	4187	4081	4454	2364

Footnotes:

- (1) Changed to AF Manpower and Innovation Agency in FY99
- (2) AF C4 Agency changed to AF Communications Agency in FY96
- (3) Center for AF History changed to AF Hist Support Office in FY95.
- (4) AF Civ Per Mgmt Cnt and AF Military Pers Center Changed to AF Personnel Center in FY96
- (5) Changed from AF MWR Agency in October 1993
- (6) AF Real Estate Agency merged with AF Base Conversion Agency.
- (7) Changed from 7th Communication Group in FY94
- (8) Changed from AF District of Washington in FY94
- (9) Includes all AF Elements and Joint Commands

Notes:

Totals exclude Academy Cadets.

Beginning with the FY98 version of the Statistical Digest the former AFLC, AFSC, Air University, MAC, SAC and TAC were no longer listed. In FY 93, their successor organizations AFMC, AETC, AMC and ACC were instituted.

OPR:

- (OFFICER) AF/DPLFR, Mr. C. Lambert, (703) 697-3714 or DSN 227-3714;
- (ENLISTED) AF/DPLFR, Ms. J. Breeden, (703) 697-3714 or DSN 227-3714;
- (CIVILIAN) AF/DPLFR, Ms. P. Patrick, (703) 697-7486 or DSN 227-7486



Table D-4

**AF PERSONNEL BY STATE AND COUNTRY OF ASSIGNMENT  
1996-2003**

	FY 96	FY 97	FY98	FY99	FY00	FY01	FY02	FY03
<b>ALABAMA</b>	7,063	6,993	6,795	6,586	6,478	6,293	6,264	5,947
Military	4,899	4,811	4,593	4,444	4,299	4,156	4,292	4,056
Civilian	2,164	2,182	2,202	2,142	2,179	2,137	1,972	1,891
<b>ARIZONA</b>	14,000	14,050	13,681	13,377	13,411	13,626	14,009	14,639
Military	11,566	11,647	11,357	11,119	11,200	11,378	11,856	12,382
Civilian	2,434	2,403	2,324	2,258	2,211	2,248	2,153	2,257
<b>ARKANSAS</b>	4,819	4,750	4,726	4,692	4,650	4,825	4,988	5,212
Military	4,344	4,330	4,309	4,281	4,236	4,403	4,555	4,785
Civilian	475	420	417	411	414	422	433	427
<b>CALIFORNIA</b>	41,964	40,418	36,256	32,851	29,069	27,710	28,859	29,375
Military	24,970	24,081	22,262	21,104	19,806	18,963	20,047	20,646
Civilian	16,994	16,337	13,994	11,747	9,263	8,747	8,812	8,729
<b>COLORADO</b>	15,180	14,707	14,577	14,657	14,314	18,174	18,573	18,332
Military	10,496	10,241	10,134	10,086	9,570	13,392	14,142	13,967
Civilian	4,684	4,466	4,443	4,571	4,744	4,782	4,431	4,365
<b>CONNECTICUT</b>	34	38	34	31	30	37	38	34
Military	31	36	32	30	29	35	35	32
Civilian	3	2	2	1	1	2	3	2
<b>DELAWARE</b>	5,053	4,865	4,692	4,704	4,581	4,504	3,816	4,750
Military	3,980	3,831	3,746	3,774	3,684	3,586	2,888	3,856
Civilian	1,073	1,034	946	930	897	918	928	894
<b>DISTRICT OF COLUMBIA</b>	5,002	4,783	4,685	4,449	4,096	4,096	4,144	4,336
Military	3,852	3,712	3,635	3,480	3,238	3,223	3,253	3,401
Civilian	1,150	1,071	1,050	969	858	873	891	935
<b>FLORIDA</b>	34,891	34,033	32,465	31,813	30,670	31,579	32,879	33,773
Military	26,688	25,940	24,654	24,172	23,154	23,772	25,004	25,824
Civilian	8,203	8,093	7,811	7,641	7,516	7,807	7,875	7,949
<b>GEORGIA</b>	19,913	19,833	19,845	20,446	20,933	21,683	22,886	23,339
Military	8,716	9,109	8,940	9,203	9,028	9,085	10,152	10,637
Civilian	11,197	10,724	10,905	11,243	11,905	12,598	12,734	12,702
<b>IDAHO</b>	4,324	4,671	4,570	4,582	4,490	4,664	4,433	4,606
Military	3,877	4,259	4,164	4,164	4,086	4,270	4,031	4,223
Civilian	447	412	406	418	404	394	402	383
<b>ILLINOIS</b>	9,088	8,476	7,832	7,642	7,666	7,850	8,151	8,264
Military	6,191	5,957	5,526	5,389	5,413	5,506	5,718	5,813
Civilian	2,897	2,519	2,306	2,253	2,253	2,344	2,433	2,451
<b>INDIANA</b>	879	846	821	830	810	740	713	733
Military	122	130	110	120	114	130	133	121
Civilian	757	716	711	710	696	610	580	612
<b>IOWA</b>	46	46	45	41	43	47	50	48
Military	44	44	43	39	41	46	46	44
Civilian	2	2	2	2	2	1	4	4



Table D-4

**AF PERSONNEL BY STATE AND COUNTRY OF ASSIGNMENT  
1996-2003**

	FY 96	FY 97	FY98	FY99	FY00	FY01	FY02	FY03
<b>KANSAS</b>	3,252	3,177	3,127	3,186	3,145	3,248	3,421	3,586
Military	2,879	2,784	2,742	2,807	2,770	2,865	3,002	3,119
Civilian	373	393	385	379	375	383	419	467
<b>KENTUCKY</b>	225	231	224	204	215	215	231	223
Military	219	226	219	199	206	205	221	214
Civilian	6	5	5	5	9	10	10	9
<b>LOUISIANA</b>	7,257	7,085	6,870	6,439	6,707	6,624	7,269	7,568
Military	5,831	5,709	5,534	5,423	5,379	5,303	5,994	6,187
Civilian	1,426	1,376	1,336	1,016	1,328	1,321	1,275	1,381
<b>MAINE</b>	110	116	95	97	91	89	70	50
Military	85	94	75	75	73	70	53	35
Civilian	25	22	20	22	18	19	17	15
<b>MARYLAND</b>	9,752	9,608	9,588	9,567	9,652	9,188	9,196	9,388
Military	8,249	8,152	8,101	8,167	8,246	7,881	7,851	7,871
Civilian	1,503	1,456	1,487	1,400	1,406	1,307	1,345	1,517
<b>MASSACHUSETTS</b>	4,917	4,713	4,376	4,158	3,816	3,813	3,701	3,660
Military	1,912	1,811	1,694	1,528	1,505	1,474	1,643	1,665
Civilian	3,005	2,902	2,682	2,630	2,311	2,339	2,058	1,995
<b>MICHIGAN</b>	787	791	433	423	437	431	418	748
Military	140	134	119	118	135	131	130	139
Civilian	647	657	314	305	302	300	288	609
<b>MINNESOTA</b>	449	439	422	412	407	437	420	402
Military	92	84	81	86	87	91	95	88
Civilian	357	355	341	326	320	346	325	314
<b>MISSISSIPPI</b>	10,676	10,555	10,826	10,049	10,790	9,754	10,393	11,054
Military	8,232	8,125	8,298	7,697	8,452	7,366	8,073	8,762
Civilian	2,444	2,430	2,528	2,352	2,338	2,388	2,320	2,292
<b>MISSOURI</b>	3,923	3,848	3,959	4,135	4,232	4,239	4,660	4,656
Military	3,222	3,192	3,330	3,521	3,627	3,639	4,026	4,094
Civilian	701	656	629	614	605	600	634	562
<b>MONTANA</b>	4,046	3,905	3,867	3,874	3,816	3,865	3,880	4,099
Military	3,628	3,489	3,521	3,534	3,460	3,472	3,459	3,671
Civilian	418	416	346	340	356	393	421	428
<b>NEBRASKA</b>	10,008	9,672	9,048	8,505	8,212	8,192	8,425	8,400
Military	8,691	8,338	7,815	7,236	6,937	6,922	7,106	6,766
Civilian	1,317	1,334	1,233	1,269	1,275	1,270	1,319	1,634
<b>NEVADA</b>	7,687	7,527	7,545	7,481	7,507	7,630	8,218	8,752
Military	6,568	6,485	6,530	6,502	6,552	6,776	7,322	7,859
Civilian	1,119	1,042	1,015	979	955	854	896	893
<b>NEW HAMPSHIRE</b>	149	156	137	120	112	109	93	110
Military	77	76	70	61	57	60	54	60
Civilian	72	80	67	59	55	49	39	50



Table D-4

**AF PERSONNEL BY STATE AND COUNTRY OF ASSIGNMENT  
1996-2003**

	FY 96	FY 97	FY98	FY99	FY00	FY01	FY02	FY03
<b>NEW JERSEY</b>	6,411	6,352	6,239	6,109	5,587	5,537	5,754	5,856
Military	5,309	5,257	5,210	5,079	4,613	4,551	4,750	4,866
Civilian	1,102	1,095	1,029	1,030	974	986	1,004	990
<b>NEW MEXICO</b>	16,875	15,748	14,636	14,150	13,400	13,077	13,727	14,299
Military	13,192	12,108	11,209	10,799	10,325	10,165	10,744	11,292
Civilian	3,683	3,640	3,427	3,351	3,075	2,912	2,983	3,007
<b>NEW YORK</b>	1,709	1,668	1,614	1,566	1,558	1,519	1,563	1,533
Military	467	436	424	418	415	400	419	439
Civilian	1,242	1,232	1,190	1,148	1,143	1,119	1,144	1,094
<b>NORTH CAROLINA</b>	10,285	10,242	10,032	10,141	10,188	10,261	10,541	10,975
Military	9,288	9,241	9,077	9,187	9,257	9,321	9,610	10,015
Civilian	997	1,001	955	954	931	940	931	960
<b>NORTH DAKOTA</b>	10,244	9,431	8,331	8,143	7,860	7,917	8,299	8,549
Military	9,336	8,542	7,505	7,328	7,067	7,125	7,507	7,691
Civilian	908	889	826	815	793	792	792	858
<b>OHIO</b>	20,527	18,823	18,122	17,483	17,012	16,375	16,614	16,713
Military	7,180	6,634	6,157	5,988	5,700	5,351	5,753	5,981
Civilian	13,347	12,189	11,965	11,495	11,312	11,024	10,861	10,732
<b>OKLAHOMA</b>	23,956	23,166	22,998	23,534	23,744	23,492	24,315	24,567
Military	11,074	9,996	9,510	9,226	8,738	8,287	8,924	9,246
Civilian	12,882	13,170	13,488	14,308	15,006	15,205	15,391	15,321
<b>OREGON</b>	303	324	295	302	294	317	328	373
Military	58	62	60	57	57	60	73	77
Civilian	245	262	235	245	237	257	255	296
<b>PENNSYLVANIA</b>	986	1,051	983	976	1,012	899	907	841
Military	255	280	244	234	254	234	260	265
Civilian	731	771	739	742	758	665	647	576
<b>RHODE ISLAND</b>	79	73	72	76	76	84	76	80
Military	78	72	71	75	75	83	74	79
Civilian	1	1	1	1	1	1	2	1
<b>SOUTH CAROLINA</b>	11,186	10,903	10,508	10,261	9,646	9,794	10,689	11,275
Military	9,634	9,408	9,042	8,847	8,364	8,432	9,270	9,881
Civilian	1,552	1,495	1,466	1,414	1,282	1,362	1,419	1,394
<b>SOUTH DAKOTA</b>	3,671	3,406	3,470	3,502	3,468	3,472	3,730	3,929
Military	3,188	2,936	3,033	3,059	3,044	3,079	3,329	3,539
Civilian	483	470	437	443	424	393	401	390
<b>TENNESSEE</b>	520	441	422	416	406	408	422	453
Military	300	231	228	224	221	219	240	237
Civilian	220	210	194	192	185	189	182	216
<b>TEXAS</b>	64,379	61,607	60,236	56,306	55,932	52,272	58,761	55,928
Military	40,590	38,530	39,008	39,363	41,206	38,803	45,367	42,661
Civilian	23,789	23,077	21,228	16,943	14,726	13,469	13,394	13,267



Table D-4

**AF PERSONNEL BY STATE AND COUNTRY OF ASSIGNMENT  
1996-2003**

	FY 96	FY 97	FY98	FY99	FY00	FY01	FY02	FY03
<b>UTAH</b>	12,082	12,249	11,833	12,617	13,791	14,806	15,943	16,120
Military	4,380	4,309	4,177	4,219	4,276	4,447	4,984	5,104
Civilian	7,702	7,940	7,656	8,398	9,515	10,359	10,959	11,016
<b>VERMONT</b>	16	11	11	10	11	8	16	18
Military	16	11	11	10	11	8	15	16
Civilian	0	0	0	0	0	0	1	2
<b>VIRGINIA</b>	18,093	17,881	17,612	17,904	17,967	17,283	17,678	18,497
Military	14,154	13,940	13,731	13,954	14,182	13,616	14,030	14,494
Civilian	3,939	3,941	3,881	3,950	3,785	3,667	3,648	4,003
<b>WASHINGTON</b>	9,436	8,986	8,481	8,279	8,145	8,162	8,621	8,799
Military	7,892	7,474	7,070	6,910	6,815	6,839	7,228	7,369
Civilian	1,544	1,512	1,411	1,369	1,330	1,323	1,393	1,430
<b>WEST VIRGINIA</b>	37	42	43	39	45	43	46	50
Military	33	38	40	36	42	41	42	44
Civilian	4	4	3	3	3	2	4	6
<b>WISCONSIN</b>	510	514	505	497	465	480	471	493
Military	84	80	89	80	84	86	78	84
Civilian	426	434	416	417	381	394	393	409
<b>WYOMING</b>	4,004	3,934	3,827	3,857	3,777	3,748	3,809	3,959
Military	3,482	3,414	3,353	3,379	3,286	3,230	3,266	3,386
Civilian	522	520	474	478	491	518	543	573
<b>ANG TOTAL (CONUS)</b>	23,608	23,404	23,388	22,892	21,360	21,628	21,246	20,178
Civilian	23,608	23,404	23,388	22,892	21,360	21,628	21,246	20,718
<b>ALASKA</b>	11,446	10,978	11,203	11,025	11,028	10,408	10,466	11,201
Military	9,504	9,249	9,476	9,403	9,426	8,786	9,136	9,791
Civilian	1,942	1,729	1,727	1,622	1,602	1,622	1,330	1,410
<b>HAWAII</b>	6,424	6,486	6,538	6,509	6,511	6,261	5,638	5,966
Military	4,571	4,535	4,547	4,483	4,489	4,210	4,289	4,658
Civilian	1,853	1,951	1,991	2,026	2,022	2,051	1,349	1,308
<b>AUSTRALIA (1)</b>	258	261	260	222	72	71	69	72
Military	256	260	258	220	71	69	66	72
Civilian	2	1	2	2	1	2	3	0
<b>BELGIUM</b>	530	522	526	535	517	468	440	524
Military	523	513	518	529	510	456	429	514
Civilian	7	9	8	6	7	12	11	10
<b>CANADA</b>	94	91	84	77	84	82	76	82
Military	88	89	82	76	83	81	75	81
Civilian	6	2	2	1	1	1	1	1




Table D-4

**AF PERSONNEL BY STATE AND COUNTRY OF ASSIGNMENT  
1996-2003**

	FY 96	FY 97	FY98	FY99	FY00	FY01	FY02	FY03
<b>CANAL ZONE (PANAMA)</b>	2,826	2,678	2,547	683	1	0	0	0
Military	2,012	1,814	1,712	299	0	0	0	0
Civilian	814	864	835	384	1	0	0	0
<b>DENMARK</b>	18	20	21	21	15	15	15	15
Military	16	18	19	17	11	11	11	11
Civilian	2	2	2	4	4	4	4	4
<b>EGYPT</b>	91	101	101	111	113	111	72	70
Military	54	64	65	74	70	68	52	52
Civilian	37	37	36	37	43	43	20	18
<b>FRANCE</b>	23	26	21	24	28	23	24	51
Military	21	24	18	20	22	20	21	48
Civilian	2	2	3	4	6	3	3	3
<b>GERMANY</b>	18,943	18,757	17,222	18,444	18,210	17,554	17,663	19,736
Military	15,098	15,171	13,473	14,811	14,661	13,994	13,991	16,208
Civilian	3,845	3,586	3,749	3,633	3,549	3,560	3,672	3,528
<b>GREECE</b>	177	184	174	183	187	67	66	73
Military	170	177	169	175	179	62	65	72
Civilian	7	7	5	8	8	5	1	1
<b>GREENLAND</b>	143	133	132	130	127	89	90	141
Military	141	131	130	129	125	88	88	139
Civilian	2	2	2	1	2	1	2	2
<b>GUAM</b>	2,549	2,574	2,500	2,419	2,110	1,896	1,852	2,141
Military	2,105	2,049	2,033	1,937	1,731	1,464	1,433	1,755
Civilian	444	525	467	482	379	432	419	386
<b>ICELAND</b>	670	637	642	617	622	569	564	725
Military	623	594	609	588	593	556	551	714
Civilian	47	43	33	29	29	13	13	11
<b>ISRAEL</b>	13	15	13	13	14	14	14	15
Military	12	14	11	11	12	12	13	14
Civilian	1	1	2	2	2	2	1	1
<b>ITALY</b>	4,976	5,006	5,055	5,061	4,712	4,480	4,640	5,263
Military	4,164	4,190	4,248	4,263	4,026	3,814	3,986	4,626
Civilian	812	816	807	798	686	666	654	637
<b>JAPAN</b>	19,387	19,296	18,893	18,681	18,264	17,955	18,013	19,134
Military	14,403	14,027	13,755	13,581	13,194	12,920	13,099	14,319
Civilian	4,984	5,269	5,138	5,100	5,070	5,035	4,914	4,815
<b>KOREA</b>	9,765	9,713	9,631	9,765	9,755	9,331	9,847	10,681
Military	8,657	8,618	8,580	8,680	8,669	7,755	8,719	9,600
Civilian	1,108	1,095	1,051	1,085	1,086	1,576	1,128	1,081
<b>NETHERLANDS</b>	306	300	300	300	284	220	234	311
Military	295	290	291	292	275	209	226	304
Civilian	11	10	9	8	9	11	8	7



Table D-4

**AF PERSONNEL BY STATE AND COUNTRY OF ASSIGNMENT  
1996-2003**

	FY 96	FY 97	FY98	FY99	FY00	FY01	FY02	FY03
<b>NORWAY</b>	70	70	70	66	54	56	58	59
Military	58	59	58	54	44	47	49	50
Civilian	12	11	12	12	10	9	9	9
<b>PHILIPPINE ISLANDS</b>	8	8	8	8	5	7	8	6
Military	7	8	8	8	5	7	8	6
Civilian	1	0	0	0	0	0	0	0
<b>PORTUGAL</b>	1,737	1,727	1,687	1,672	1,646	1,620	1,653	1,712
Military	981	971	935	941	929	878	913	1,016
Civilian	756	756	752	731	717	742	740	696
<b>PUERTO RICO</b>	374	354	336	604	354	340	73	52
Military	36	43	43	75	75	56	64	51
Civilian	338	311	293	529	279	284	9	1
<b>SAUDI ARABIA</b>	295	310	347	315	312	210	202	640
Military	206	226	268	241	238	203	197	637
Civilian	89	84	79	74	74	7	5	3
<b>SPAIN</b>	234	242	261	266	274	245	254	304
Military	215	223	246	253	260	230	247	297
Civilian	19	19	15	13	14	15	7	7
<b>THAILAND</b>	36	34	34	28	25	27	26	29
Military	36	34	34	28	25	27	26	29
Civilian	0	0	0	0	0	0	0	0
<b>TURKEY</b>	3,015	2,915	2,423	2,226	2,123	1,969	1,746	1,966
Military	2,588	2,516	2,033	1,861	1,759	1,427	1,418	1,669
Civilian	427	399	390	365	364	542	328	297
<b>UNITED KINGDOM</b>	10,404	10,202	9,011	10,053	10,000	9,364	9,082	10,345
Military	9,775	9,596	8,423	9,465	9,410	8,789	8,508	9,866
Civilian	629	606	588	588	590	575	574	479
<b>OTHER COUNTRIES (2)</b>	773	888	787	3,278	3,558	615	456	4,614
Military	704	841	741	3,214	3,507	568	432	4,614
Civilian	69	47	46	64	51	47	24	0
<b>CONUS</b>	473,905	450,588	440,250	425,544	414,466	431,374	436,316	441,457
Military	304,652	289,826	285,686	276,400	270,319	286,764	293,706	298,431
Civilian	169,253	160,762	154,564	149,144	144,147	144,610	142,610	143,026
<b>SPECIAL LOCATIONS</b>	17,870	17,464	20,591	17,569	16,480	16,669	16,104	17,167
Military	14,075	13,784	16,113	13,922	13,915	12,996	13,425	14,449
Civilian	3,795	3,680	4,478	3,647	2,565	3,673	2,679	2,718
<b>OVERSEAS</b>	77,715	76,787	73,420	77,975	79,200	67,398	75,613	76,897
Military	63,244	62,560	59,820	65,026	66,219	53,811	61,120	62,182
Civilian	14,471	14,227	13,600	12,949	12,981	13,587	14,493	14,715



Table D-4

**AF PERSONNEL BY STATE AND COUNTRY OF ASSIGNMENT  
1996-2003**

	FY 96	FY 97	FY98	FY99	FY00	FY01	FY02	FY03
<b>TRANSIENT (3)</b>	7,030	6,373	5,851	5,242	5,201	(5)	(5)	(5)
<b>GRAND TOTAL</b>	<b>572,725</b>	<b>556,569</b>	<b>540,112</b>	<b>526,330</b>	<b>516,838</b>	<b>515,441</b>	<b>528,033</b>	<b>532,803</b>
<b>Military</b>	389,001	377,385	367,470	360,590	355,654	353,571	368,251	375,062
<b>Civilian (4)</b>	183,724	179,184	172,642	165,740	161,184	161,870	159,782	157,741

FOOTNOTES:

- (1) Only those countries with more than 20 assigned personnel have been listed separately.
- (2) Includes personnel assigned to all other countries not listed individually.
- (3) Transients not included in U.S. and Overseas Sections.
- (4) Civilian data are total on-board, unadjusted.
- (5) Transients spread by location.

OPR:

(MILITARY) AF/DPLFR, Ms. J. E. Breeden, (703) 697-3714 or DSN 227-3714;

(CIVILIAN) AF/DPLFR, Mr. P. Patrick (703) 697-7486 or DSN 227-7486



Table D-5

**AF PERSONNEL DISTRIBUTION WITHIN  
MAJOR INSTALLATIONS**

	FY 96	FY 97	FY98	FY99	FY00	FY01	FY02	FY03
<b>ALABAMA/Gunter AFS</b>	1,992	1,932	1,827	1,679	1,651	1,602	1,667	1,681
Officer	238	256	232	198	208	204	214	189
Enlisted	1,166	1,106	1,017	911	867	785	826	853
Civilian	588	570	578	570	576	613	627	639
<b>ALABAMA/Maxwell AFB</b>	4,831	4,826	4,822	4,686	4,618	4,523	4,355	4,010
Officer	1,526	1,474	1,528	1,436	1,408	1,470	1,467	1,565
Enlisted	1,712	1,750	1,680	1,683	1,616	1,519	1,554	1,217
Civilian	1,593	1,602	1,614	1,567	1,594	1,534	1,334	1,228
<b>ALASKA/Eielson AFB</b>	3,134	3,084	3,133	3,113	3,135	3,232	3,324	3,402
Officer	261	242	264	260	261	275	278	277
Enlisted	2,491	2,438	2,487	2,486	2,496	2,561	2,636	2,709
Civilian	382	404	382	367	378	396	410	416
<b>ALASKA/Elmendorf AFB</b>	7,560	7,254	7,609	7,315	7,293	6,746	7,436	7,567
Officer	815	814	831	829	835	767	904	875
Enlisted	5,761	5,578	5,864	5,660	5,643	5,176	5,665	5,755
Civilian	984	862	914	826	815	803	867	937
<b>ARIZONA/Davis-Monthan AFB</b>	7,252	7,151	6,845	6,633	6,764	7,351	7,077	7,395
Officer	853	822	822	798	830	911	910	936
Enlisted	5,086	5,030	4,789	4,626	4,768	5,285	5,128	5,325
Civilian	1,313	1,299	1,234	1,209	1,166	1,155	1,039	1,134
<b>ARIZONA/Luke AFB</b>	6,268	6,385	6,427	6,297	6,219	6,372	6,462	6,727
Officer	684	688	723	686	660	656	628	655
Enlisted	4,529	4,650	4,660	4,597	4,551	4,659	4,771	5,026
Civilian	1,055	1,047	1,044	1,014	1,008	1,057	1,063	1,046
<b>ARIZONA/Williams AFB</b>	49	55	52	11	3	2	2	2
Officer	9	10	14	1	0	1	1	1
Enlisted	3	4	3	3	3	1	0	0
Civilian	37	41	35	7	0	0	1	1
<b>ARKANSAS/Eaker AFB</b>	9	9	8	6	2	1	1	1
Officer	0	0	0	0	0	0	0	0
Enlisted	0	0	0	0	0	0	0	0
Civilian	9	9	8	6	2	1	1	1
<b>ARKANSAS/Little Rock AFB</b>	4,779	4,711	4,714	4,656	4,617	4,876	4,955	5,194
Officer	687	704	683	646	644	655	670	672
Enlisted	3,630	3,598	3,624	3,609	3,564	3,803	3,857	4,106
Civilian	462	409	407	401	409	418	428	416
<b>CALIFORNIA/Beale AFB</b>	3,603	3,550	3,706	3,790	3,712	3,673	3,884	3,984
Officer	374	344	332	351	344	334	374	389
Enlisted	2,833	2,818	2,768	2,793	2,732	2,705	2,898	2,970
Civilian	396	388	606	646	636	634	612	625
<b>CALIFORNIA/Castle AFB</b>	15	13	12	10	6	5	3	3
Officer	0	0	0	0	0	0	0	0
Enlisted	0	0	0	0	0	0	0	0
Civilian	15	13	12	10	6	5	3	3




Table D-5

**AF PERSONNEL DISTRIBUTION WITHIN  
MAJOR INSTALLATIONS**

	FY 96	FY 97	FY98	FY99	FY00	FY01	FY02	FY03
<b>CALIFORNIA/Edwards AFB</b>	7,079	7,035	6,648	6,482	6,061	6,815	6,074	6,088
Officer	589	565	559	523	500	613	562	603
Enlisted	3,425	3,217	2,995	2,820	2,719	3,243	2,492	2,416
Civilian	3,065	3,253	3,094	3,139	2,842	2,959	3,020	3,069
<b>CALIFORNIA/George AFB</b>	0	5	3	0	0	0	0	0
Officer	0	0	0	0	0	0	0	0
Enlisted	0	0	0	0	0	0	0	0
Civilian	0	5	3	0	0	0	0	0
<b>CALIFORNIA/Los Angeles AFB</b>	2,671	2,522	2,416	2,362	2,261	2,547	2,424	2,460
Officer	986	915	875	822	790	883	920	1,018
Enlisted	522	495	473	450	383	524	376	362
Civilian	1,163	1,112	1,068	1,090	1,088	1,140	1,128	1,080
<b>CALIFORNIA/March AFB</b>	1,145	1,187	1,249	1,261	1,275	1,308	1,217	1,133
Officer	11	9	12	13	9	6	11	7
Enlisted	60	58	58	49	37	20	46	40
Civilian	1,074	1,120	1,179	1,199	1,229	1,282	1,160	1,086
<b>CALIFORNIA/Mather AFB</b>	9	2	2	4	4	9	9	7
Officer	0	0	0	2	3	3	4	3
Enlisted	7	1	1	1	0	5	5	4
Civilian	2	1	1	1	1	1	0	0
<b>CALIFORNIA/McClellan AFB</b>	10,326	9,553	7,129	4,175	1,377	85	65	65
Officer	407	390	291	173	65	2	9	10
Enlisted	2,073	1,958	1,634	1,053	547	47	20	20
Civilian	7,846	7,205	5,204	2,949	765	36	36	35
<b>CALIFORNIA/Norton AFB</b>	18	16	12	8	5	1	1	0
Officer	0	0	0	0	0	0	0	0
Enlisted	0	0	0	0	0	0	0	0
Civilian	18	16	12	8	5	1	1	0
<b>CALIFORNIA/Travis AFB</b>	10,019	9,376	8,567	8,399	8,242	8,224	8,552	8,636
Officer	1,504	1,407	1,331	1,313	1,281	1,266	1,290	1,358
Enlisted	6,693	6,266	5,742	5,614	5,511	5,510	5,703	5,785
Civilian	1,822	1,703	1,494	1,472	1,450	1,448	1,559	1,493
<b>CALIFORNIA/Vandenberg AFB</b>	4,539	4,479	4,189	4,183	4,127	4,227	4,137	4,142
Officer	889	812	754	795	742	743	845	809
Enlisted	2,519	2,541	2,441	2,459	2,419	2,465	2,271	2,332
Civilian	1,131	1,126	994	929	966	1,019	1,021	1,001
<b>COLORADO/Lowry AFB</b>	105	31	22	8	6	7	7	9
Officer	15	2	1	1	1	1	2	3
Enlisted	69	21	11	3	1	1	1	3
Civilian	21	8	10	4	4	5	4	3
<b>COLORADO/Peterson AFB</b>	4,548	4,671	4,584	4,519	4,578	5,620	4,890	4,926
Officer	1,115	1,100	1,049	1,037	1,067	1,282	1,174	1,156
Enlisted	1,966	2,043	2,034	1,908	1,922	2,631	2,082	2,074
Civilian	1,467	1,528	1,501	1,574	1,589	1,707	1,634	1,696
<b>COLORADO/AF Academy</b>	4,712	4,117	4,261	4,396	4,174	3,772	3,841	3,597
Officer	1,304	1,060	1,121	1,188	939	904	1,122	1,128
Enlisted	1,368	1,241	1,269	1,287	1,274	1,044	1,245	1,217
Civilian	2,040	1,816	1,871	1,921	1,961	1,824	1,474	1,252



Table D-5

**AF PERSONNEL DISTRIBUTION WITHIN  
MAJOR INSTALLATIONS**

	FY 96	FY 97	FY98	FY99	FY00	FY01	FY02	FY03
<b>DELAWARE/Dover AFB</b>	5,041	4,852	4,697	4,695	4,570	4,535	4,797	4,707
Officer	424	388	396	413	407	394	423	466
Enlisted	3,544	3,430	3,355	3,352	3,267	3,227	3,448	3,374
Civilian	1,073	1,034	946	930	896	914	926	867
<b>WASHINGTON DC/Bolling AFB</b>	3,215	3,032	2,922	2,677	2,535	2,339	2,627	2,625
Officer	553	513	484	398	399	1,920	407	440
Enlisted	1,611	1,545	1,514	1,439	1,364	3,034	1,431	1,520
Civilian	1,051	974	924	840	772	885	789	865
<b>FLORIDA/Eglin AFB (1)</b>	11,394	11,134	10,905	10,671	10,561	11,028	9,944	10,784
Officer	1,414	1,289	1,263	1,206	1,218	1,304	1,289	1,377
Enlisted	6,255	6,138	5,992	5,912	5,836	6,071	6,113	6,150
Civilian	3,725	3,707	3,650	3,553	3,507	3,653	2,542	3,257
<b>FLORIDA/Homestead AFB</b>	586	567	594	580	591	609	596	625
Officer	2	1	0	0	0	0	1	1
Enlisted	0	0	1	0	1	0	4	2
Civilian	584	566	593	580	590	609	591	622
<b>FLORIDA/Hurlburt Field (1)</b>	8,084	7,880	7,771	7,726	7,270	7,630	7,890	8,231
Officer	1,156	1,193	1,173	1,159	1,072	1,134	1,185	1,285
Enlisted	6,411	6,161	6,064	6,023	5,643	5,915	6,042	6,226
Civilian	517	526	534	544	555	581	663	720
<b>FLORIDA/MacDill AFB</b>	4,125	4,457	4,394	4,296	4,010	4,198	4,318	4,434
Officer	666	732	721	694	666	747	684	732
Enlisted	2,533	2,816	2,775	2,719	2,527	2,607	2,732	2,683
Civilian	926	909	898	883	817	844	902	1,019
<b>FLORIDA/Patrick AFB</b>	3,358	2,759	2,510	2,402	2,360	3,228	2,461	2,487
Officer	489	386	364	351	327	660	348	335
Enlisted	1,802	1,309	1,124	1,083	1,058	1,522	1,113	1,144
Civilian	1,067	1,064	1,022	968	975	1,046	1,000	1,008
<b>FLORIDA/Tyndall AFB</b>	5,343	4,823	4,040	3,947	3,738	4,453	4,059	4,370
Officer	719	687	713	704	672	1,179	838	768
Enlisted	3,718	3,313	2,717	2,663	2,508	2,625	2,628	3,004
Civilian	906	823	610	580	558	649	593	598
<b>GEORGIA/Dobbins AFB</b>	670	665	661	580	621	632	660	710
Officer	6	7	8	7	9	10	9	12
Enlisted	17	10	11	6	9	15	9	15
Civilian	647	648	642	567	603	607	642	683
<b>GEORGIA/Moody AFB</b>	4,126	4,409	4,236	4,181	3,888	3,922	4,158	4,337
Officer	419	436	431	440	401	523	682	755
Enlisted	3,290	3,588	3,421	3,394	3,135	3,043	3,135	3,224
Civilian	417	385	384	347	352	356	341	358
<b>GEORGIA/Robins AFB</b>	14,484	14,019	14,097	14,729	15,474	16,594	16,910	17,149
Officer	806	767	773	824	826	911	1,014	1,095
Enlisted	3,601	3,612	3,496	3,635	3,746	3,968	4,202	4,457
Civilian	10,077	9,640	9,828	10,270	10,902	11,715	11,694	11,597




Table D-5

**AF PERSONNEL DISTRIBUTION WITHIN  
MAJOR INSTALLATIONS**

	FY 96	FY 97	FY98	FY99	FY00	FY01	FY02	FY03
<b>HAWAII/Hickam/Wheeler AFBs</b>	5,163	4,649	4,650	4,576	4,669	5,618	4,923	4,880
Officer	739	687	689	678	699	923	799	796
Enlisted	3,170	2,711	2,721	2,614	2,671	3,378	2,824	2,820
Civilian	1,254	1,251	1,240	1,284	1,299	1,317	1,300	1,264
<b>IDAHO/Mountain Home AFB</b>	4,309	4,652	4,577	4,562	4,468	4,641	4,411	4,587
Officer	425	486	501	511	508	486	443	457
Enlisted	3,438	3,755	3,671	3,637	3,560	3,761	3,572	3,748
Civilian	446	411	405	414	400	394	396	382
<b>ILLINOIS/Chanute AFB</b>	9	7	7	8	7	6	4	4
Officer	0	0	0	0	0	0	0	0
Enlisted	0	0	0	0	0	0	0	0
Civilian	9	7	7	8	7	6	4	4
<b>ILLINOIS/Scott AFB</b>	8,539	8,292	7,679	7,463	7,475	8,214	7,954	8,067
Officer	1,999	1,942	1,726	1,588	1,544	1,631	1,671	1,706
Enlisted	4,002	3,861	3,676	3,649	3,704	4,251	3,870	3,934
Civilian	2,538	2,489	2,277	2,226	2,227	2,332	2,413	2,427
<b>INDIANA/Grissom AFB</b>	727	692	701	700	683	599	573	602
Officer	0	3	3	3	0	1	2	1
Enlisted	0	0	1	0	0	0	4	1
Civilian	727	689	697	697	683	598	567	600
<b>KANSAS/McConnell AFB</b>	3,058	2,995	2,965	3,009	2,974	3,096	3,213	3,323
Officer	480	434	422	415	380	383	399	417
Enlisted	2,210	2,172	2,161	2,218	2,222	2,330	2,401	2,471
Civilian	368	389	382	376	372	383	413	435
<b>LOUISIANA/Barksdale AFB</b>	6,769	6,601	6,445	6,294	6,244	6,264	6,790	7,066
Officer	899	872	835	799	805	782	866	892
Enlisted	4,788	4,682	4,585	4,483	4,429	4,480	4,976	5,146
Civilian	1,082	1,047	1,025	1,012	1,010	1,002	948	1,028
<b>LOUISIANA/England AFB (2)</b>	10	9	6	0	0	1	0	0
Officer	0	0	0	0	0	0	0	0
Enlisted	0	0	0	0	0	0	0	0
Civilian	10	9	6	0	0	1	0	0
<b>MAINE/Loring AFB</b>	15	14	13	11	9	9	8	8
Officer	0	0	0	0	0	0	0	0
Enlisted	0	0	0	0	0	0	0	0
Civilian	15	14	13	11	9	9	8	8
<b>MARYLAND/Andrews AFB</b>	6,421	6,218	6,242	6,137	6,141	6,563	5,718	5,993
Officer	1,008	1,000	1,050	1,081	1,059	1,436	1,017	1,063
Enlisted	4,087	3,937	3,899	3,808	3,847	3,821	3,544	3,585
Civilian	1,326	1,281	1,293	1,248	1,235	1,306	1,157	1,345
<b>MASS/Hanscom AFB</b>	3,655	3,457	3,207	3,001	2,804	3,578	2,925	2,835
Officer	773	701	647	608	621	969	841	896
Enlisted	914	871	834	707	659	1,040	589	549
Civilian	1,968	1,885	1,726	1,686	1,524	1,569	1,495	1,390
<b>MASS/Westover AFB</b>	973	957	913	893	738	731	518	413
Officer	2	2	2	1	1	1	1	1
Enlisted	1	12	10	1	1	1	2	1
Civilian	970	943	901	891	736	729	515	411



Table D-5

**AF PERSONNEL DISTRIBUTION WITHIN  
MAJOR INSTALLATIONS**

	FY 96	FY97	FY98	FY99	FY00	FY01	FY02	FY03
<b>MICHIGAN/K. I. Sawyer AFB</b>	10	10	10	10	10	8	4	4
Officer	0	0	0	0	0	0	0	0
Enlisted	1	0	0	0	0	0	0	0
Civilian	9	10	10	10	10	8	4	4
<b>MICHIGAN/Selfridge AFB</b>	272	305	244	242	244	578	240	568
Officer	3	1	3	1	1	2	2	3
Enlisted	2	0	0	0	0	0	0	0
Civilian	267	304	241	241	243	576	238	565
<b>MICHIGAN/Wurtsmith AFB</b>	11	10	9	7	4	4	3	2
Officer	0	0	0	0	0	0	0	0
Enlisted	0	0	0	0	0	0	0	0
Civilian	11	10	9	7	4	4	3	2
<b>MINNESOTA/Duluth IAP</b>	12	3	12	8	2	8	9	9
Officer	7	2	6	5	0	3	5	3
Enlisted	4	0	5	2	2	4	4	5
Civilian	1	1	1	1	0	1		1
<b>MISSISSIPPI/Columbus AFB</b>	1,685	1,744	1,859	1,820	1,831	1,945	1,759	1,874
Officer	588	696	870	838	870	917	834	846
Enlisted	754	690	538	552	534	595	485	545
Civilian	343	358	451	430	427	433	440	483
<b>MISSISSIPPI/Keesler AFB</b>	8,858	8,687	9,180	8,041	8,754	7,875	8,364	9,000
Officer	944	923	924	896	876	841	858	861
Enlisted	5817	5703	6185	5229	5,972	5,076	5,634	6,292
Civilian	2,097	2,061	2,071	1,916	1,906	1,958	1,872	1,847
<b>MISSOURI/Whiteman AFB</b>	3,641	3,531	3,655	3,743	3,788	3,988	4,174	4,140
Officer	302	304	299	320	338	450	377	386
Enlisted	2,667	2,599	2,749	2,826	2,865	2,953	3,181	3,261
Civilian	672	628	607	597	585	585	616	493
<b>MONTANA/Malmstrom AFB</b>	4,020	3,883	3,861	3,854	3,793	3,847	3,855	4,075
Officer	521	530	551	551	581	562	549	597
Enlisted	3,084	2,940	2,966	2,964	2,857	2,893	2,886	3,051
Civilian	415	413	344	339	355	392	420	427
<b>NEBRASKA/Offutt AFB</b>	9,727	9,342	8,986	8,385	8,097	8,262	8,315	8,298
Officer	1,802	1,676	1,517	1,406	1,441	1,440	1,425	1,494
Enlisted	6,615	6,337	6,242	5,717	5,387	5,556	5,577	5,173
Civilian	1,310	1,329	1,227	1,262	1,269	1,266	1,313	1,631
<b>NEVADA/Nellis AFB</b>	7,441	7,023	7,033	6,879	6,854	6,791	6,728	7,215
Officer	825	794	783	783	777	931	923	955
Enlisted	5,627	5,321	5,364	5,245	5,252	5,850	5,805	6,250
Civilian	989	908	886	851	825	808	848	831
<b>NEW HAMPSHIRE/Pease AFB</b>	11	15	5	1	1	10	0	10
Officer	2	2	1	0	0	0	0	0
Enlisted	1	1	1	0	0	0	0	0
Civilian	8	12	3	1	1	10	0	10




Table D-5

**AF PERSONNEL DISTRIBUTION WITHIN  
MAJOR INSTALLATIONS**

	FY 96	FY 97	FY98	FY99	FY00	FY01	FY02	FY03
<b>NEW JERSEY/McGuire AFB</b>	5,652	5,665	5,486	5,423	4,910	5,725	5,367	5,404
Officer	669	655	619	649	574	784	605	637
Enlisted	3,975	4,004	3,927	3,833	3,440	3,982	3,787	3,815
Civilian	1,008	1,006	940	941	896	959	975	952
<b>NEW MEXICO/Cannon AFB</b>	4,999	4,235	3,551	3,472	3,398	3,545	3,679	3,911
Officer	420	360	333	310	306	310	322	320
Enlisted	4,092	3,435	2,798	2,757	2,701	2,852	2,984	3,224
Civilian	487	440	420	405	391	383	373	367
<b>NEW MEXICO/Holloman AFB</b>	5,340	4,995	4,957	4,628	4,402	4,308	4,486	4,604
Officer	477	438	444	416	388	398	418	416
Enlisted	3,923	3,664	3,630	3,340	3,168	3,136	3,263	3,423
Civilian	940	893	883	872	846	774	805	765
<b>NEW MEXICO/Kirtland AFB</b>	6,418	6,407	6,122	5,887	5,437	5,233	5,428	5,744
Officer	1,282	1,236	1,177	1,093	1,036	1,032	1,083	1,107
Enlisted	2,912	2,894	2,853	2,760	2,603	2,446	2,562	2,680
Civilian	2,224	2,277	2,092	2,034	1,798	1,755	1,783	1,957
<b>NEW YORK/Griffiss AFB</b>	39	26	20	20	19	52	17	50
Officer	4	0	0	0	0	0	0	0
Enlisted	12	4	0	0	0	0	0	0
Civilian	23	22	20	20	19	52	17	50
<b>NEW YORK/Hancock Field</b>	2	5	6	2	1	0	1	0
Officer	2	2	3	2	1	0	1	0
Enlisted	0	1	1	0	0	0	0	0
Civilian	0	2	2	0	0	0	0	0
<b>NEW YORK/Niagara Falls IAP</b>	349	358	353	339	339	367	344	280
Officer	2	1	1	0	0	0	1	2
Enlisted	3	0	0	0	0	0	0	0
Civilian	344	357	352	339	339	367	343	278
<b>NEW YORK/Plattsburgh AFB</b>	15	13	12	10	9	8	7	6
Officer	0	0	0	0	0	0	0	0
Enlisted	2	1	1	1	0	0	1	1
Civilian	13	12	11	9	9	8	6	5
<b>NORTH CAROLINA/Pope AFB</b>	4,681	4,747	4,752	4,774	4,867	5,492	5,284	5,456
Officer	574	581	585	623	636	792	662	681
Enlisted	3,796	3,858	3,866	3,850	3926	4398	4310	4435
Civilian	311	308	301	301	305	302	312	340
<b>N. CAROLINA/Seymour J AFB</b>	5,041	4,926	4,830	4,863	4,833	4,816	4,781	5,030
Officer	537	526	539	542	555	595	573	550
Enlisted	3,899	3,786	3,704	3,728	3,716	3,635	3,643	3,922
Civilian	605	614	587	593	562	586	565	558
<b>N. DAKOTA/Grand Forks AFB</b>	4,949	4,436	3,338	3,076	2,922	3,111	3,034	3,107
Officer	773	663	472	403	339	390	375	379
Enlisted	3,798	3,394	2,531	2,361	2,270	2,404	2,341	2,408
Civilian	378	379	335	312	313	317	318	320
<b>NORTH DAKOTA/Minot AFB</b>	5,247	4,945	5,032	5,017	4,887	4,924	5,211	5,388
Officer	681	654	649	656	682	677	664	663
Enlisted	4,044	3,788	3,899	3,864	3,731	3,746	4,081	4,195
Civilian	522	503	484	497	474	501	466	530



Table D-5

**AF PERSONNEL DISTRIBUTION WITHIN  
MAJOR INSTALLATIONS**

	FY 96	FY97	FY98	FY99	FY00	FY01	FY02	FY03
<b>OHIO/Newark AFS</b>	344	3	2	2	2	1	2	3
Officer	7	1	1	1	1	0	1	1
Enlisted	37	1	1	1	1	1	1	2
Civilian	300	1	0	0	0	0	0	0
<b>OHIO/Rickenbacker AFB</b>	13	10	10	13	11	10	9	11
Officer	2	2	2	1	0	1	1	1
Enlisted	1	1	1	1	1	1	1	1
Civilian	10	7	7	11	10	8	7	9
<b>OHIO/Wright-Patterson AFB</b>	19,312	17,746	17,139	16,459	16,020	16,146	15,668	15,854
Officer	3,694	3,251	3,019	2,861	2,742	2,791	2,841	3,119
Enlisted	3,120	2,995	2,836	2,787	2,633	2,859	2,589	2,564
Civilian	12,498	11,500	11,284	10,811	10,645	10,496	10,238	10,171
<b>OKLAHOMA/Altus AFB</b>	3,829	3,237	3,329	3,159	3,114	2,875	3,016	3,186
Officer	392	415	432	371	324	266	328	318
Enlisted	2,540	1,697	1,634	1,598	1,537	1,390	1,451	1,609
Civilian	897	1,125	1,263	1,190	1,253	1,219	1,237	1,259
<b>OKLAHOMA/Tinker AFB</b>	18,953	18,700	18,405	19,039	19,257	19,418	19,993	20,063
Officer	1,248	1,181	1,065	1,058	1,136	1,145	1,232	1,355
Enlisted	5,839	5,594	5,239	4,981	4,484	4,374	4,736	4,807
Civilian	11,866	11,925	12,101	13,000	13,637	13,899	14,025	13,901
<b>OKLAHOMA/Vance AFB</b>	1,060	1,098	1,227	1,210	1,258	1,241	1,198	1,160
Officer	568	609	741	704	754	747	719	681
Enlisted	386	383	376	399	396	372	360	364
Civilian	106	106	110	107	108	122	119	115
<b>S. CAROLINA/Charleston AFB</b>	5,398	5,249	5,044	4,727	4,220	4,261	4,601	4,973
Officer	654	617	606	612	547	546	575	663
Enlisted	3,726	3,640	3,469	3,209	2,863	2,827	3,100	3,398
Civilian	1,018	992	969	906	810	888	926	912
<b>S. CAROLINA/Myrtle Bch AFB</b>	8	9	9	6	4	3	2	3
Officer	0	0	0	0	0	0	0	0
Enlisted	0	0	0	0	1	1	2	2
Civilian	8	9	9	6	3	2		1
<b>S. CAROLINA/Shaw AFB</b>	5,625	5,533	5,426	5,382	5,287	6,316	5,862	6,075
Officer	662	661	646	646	627	719	667	655
Enlisted	4,449	4,390	4,303	4,245	4,199	5,118	4,730	4,968
Civilian	514	482	477	491	461	479	465	452
<b>S. DAKOTA/Ellsworth AFB</b>	3,645	3,384	3,463	3,480	3,448	3,449	3,710	3,911
Officer	399	354	369	366	374	373	397	404
Enlisted	2,767	2,561	2,658	2,674	2,653	2,685	2,916	3,119
Civilian	479	469	436	440	421	391	397	388
<b>TEXAS/Bergstrom AFB</b>	15	7	8	9	8	3	0	0
Officer	0	0	0	0	0	0	0	0
Enlisted	2	0	0	0	0	0	0	0
Civilian	13	7	8	9	8	3	0	0




Table D-5

**AF PERSONNEL DISTRIBUTION WITHIN  
MAJOR INSTALLATIONS**

	FY 96	FY 97	FY98	FY99	FY00	FY01	FY02	FY03
<b>TEXAS/Brooks AFB</b>	3,405	3,308	3,153	2,816	2,551	2,476	2,402	2,388
Officer	616	561	509	458	446	460	431	465
Enlisted	1,160	1,114	1,171	998	811	707	774	714
Civilian	1,629	1,633	1,473	1,360	1,294	1,309	1,197	1,209
<b>TEXAS/Carswell AFB</b>	513	506	510	520	528	524	515	548
Officer	1	2	2	2	2	0	3	2
Enlisted	7	8	7	10	8	0	1	0
Civilian	505	496	501	508	518	524	511	546
<b>TEXAS/Dyess AFB</b>	5,073	5,032	4,975	4,928	4,924	5,278	5,427	5,573
Officer	724	688	736	736	716	742	764	749
Enlisted	3,981	4,007	3,900	3,870	3,886	4,210	4,336	4,495
Civilian	368	337	339	322	322	326	327	329
<b>TEXAS/Goodfellow AFB</b>	2,412	2,466	2,569	2,383	2,483	3,369	2,798	2,844
Officer	308	350	363	317	371	488	426	422
Enlisted	1,623	1,589	1,678	1,541	1,601	2,360	1,822	1,892
Civilian	481	527	528	525	511	521	550	530
<b>TEXAS/Kelly AFB</b>	16,761	15,932	13,968	9,632	6,896	177	92	6
Officer	774	704	656	574	489	10	27	
Enlisted	3,761	3,434	3,198	3,092	2,679	15	18	5
Civilian	12,226	11,794	10,114	5,966	3,728	152	47	1
<b>TEXAS/Lackland AFB</b>	15,847	15,098	16,351	15,996	17,785	27,561	24,616	21,293
Officer	1,874	1,856	1,860	1,812	1,790	2,239	2,149	2,184
Enlisted	11,340	10,725	12,053	11,775	13,580	20,630	17,827	14,620
Civilian	2,633	2,517	2,438	2,409	2,415	4,692	4,640	4,489
<b>TEXAS/Laughlin AFB</b>	2,191	2,051	2,260	2,209	2,247	2,342	2,251	2,274
Officer	626	690	832	796	817	922	845	835
Enlisted	693	546	525	522	515	508	518	572
Civilian	872	815	903	891	915	912	888	867
<b>TEXAS/Randolph AFB</b>	7,442	7,513	7,702	7,878	7,866	8,475	8,126	8,030
Officer	1,576	1,629	1,692	1,803	1,758	2,068	1,796	1,897
Enlisted	2,657	2,560	2,584	2,613	2,584	2,719	2,700	2,588
Civilian	3,209	3,324	3,426	3,462	3,524	3,688	3,630	3,545
<b>TEXAS/Reese AFB</b>	1,009	228	10	9	7	4	0	4
Officer	216	13	0	0	0	0	0	0
Enlisted	497	133	1	1	1	0	0	0
Civilian	296	82	9	8	6	4	0	4
<b>TEXAS/Sheppard AFB</b>	8,166	7,802	8,462	8,243	8,966	8,673	10,643	10,913
Officer	808	786	795	781	764	793	755	767
Enlisted	5,996	5,661	6,370	6,182	6,905	6,547	8,568	8,805
Civilian	1,362	1,355	1,297	1,280	1,297	1,333	1,320	1,341
<b>UTAH/Hill AFB</b>	11,991	12,153	11,771	12,531	13,705	14,989	15,818	16,008
Officer	610	613	598	595	591	644	703	744
Enlisted	3,688	3,610	3,517	3,542	3,604	3,841	4,196	4,290
Civilian	7,693	7,930	7,656	8,394	9,510	10,504	10,919	10,974
<b>VIRGINIA/Ft. Lee AFS</b>	14	13	9	12	13	15	11	8
Officer	7	7	4	5	6	6	5	4
Enlisted	7	6	5	7	7	9	6	4
Civilian	0	0	0	0	0	0	0	0



Table D-5

**AF PERSONNEL DISTRIBUTION WITHIN  
MAJOR INSTALLATIONS**

	FY 96	FY 97	FY98	FY99	FY00	FY01	FY02	FY03
<b>VIRGINIA/Langley AFB</b>	9,800	9,643	9,638	9,923	9,742	9,950	9,775	10,295
Officer	1,915	1,819	1,788	1,813	1,790	1,949	1,770	1,814
Enlisted	6,179	6,116	6,174	6,435	6,435	6,494	6,473	6,857
Civilian	1,706	1,708	1,676	1,675	1,517	1,507	1,532	1,624
<b>WASHINGTON/Fairchild AFB</b>	4,461	4,212	3,966	3,684	3,566	3,560	3,804	3,882
Officer	660	587	510	491	435	430	457	466
Enlisted	3,335	3,137	3,033	2,786	2,719	2,722	2,931	2,987
Civilian	466	488	423	407	412	408	416	429
<b>WASHINGTON/McChord AFB</b>	4,620	4,410	4,234	4,253	4,249	4,628	4,449	4,571
Officer	477	470	446	452	494	593	514	546
Enlisted	3,098	2,952	2,831	2,874	2,869	3,107	2,987	3,042
Civilian	1,045	988	957	927	886	928	948	983
<b>WYOMING/F. E. Warren AFB</b>	3,986	3,902	3,817	3,838	3,758	3,754	3,791	3,925
Officer	573	573	587	572	572	582	574	597
Enlisted	2,893	2,819	2,757	2,788	2,695	2,648	2,674	2,770
Civilian	520	510	473	478	491	524	543	558

## FOOTNOTES:

- (1) Geographically, Eglin and Hurlburt are very close to each other, and could be looked at as one unit. Administratively, they are completely independent. Eglin, for the most part, serves AFMC. Hurlburt serves AFSOC.
- (2) Closed in FY99

## OPR:

(MILITARY) AF/DPLFR, Ms. J. E. Breeden, (703) 697-3714 or DSN 227-3714;  
(CIVILIAN) AF/DPLFR, Ms. P. Patrick, (703) 697-7486 or DSN 227-7486.



Table D-6

**AF MANPOWER BY AF FUNCTIONAL GROUP**  
 (Manpower in Thousands)  
 (1)

	FY98	FY99	FY00	FY01	FY02	FY03
<b>CIVIL ENGINEER</b>	40.8	39.6	39.1	57.8	38.3	37.3
Military	19.5	18.9	18.7	19.8	18.6	18.1
Civilian	21.3	20.7	20.3	38.0	19.7	19.2
<b>COMPTROLLER</b>	7.7	7.7	7.7	8.3	7.8	7.9
Military	3.4	3.3	3.2	3.4	3.1	3.0
Civilian	4.3	4.4	4.5	5.0	4.7	4.9
<b>DEPOT OPERATIONS</b>	36.3	34.0	31.7	54.7	31.5	31.4
Military	2.6	2.4	2.3	2.3	2.2	2.2
Civilian	33.7	31.6	29.3	52.4	29.3	29.2
<b>GRND COMM ELEC O&amp;M</b>	34.8	33.6	32.1	40.1	32.1	31.9
Military	27.1	26.2	25.4	26.3	25.1	24.9
Civilian	7.6	7.4	6.8	13.8	7.0	7.0
<b>INTELLIGENCE</b>	12.9	12.8	12.7	14.9	13.5	13.6
Military	10.7	10.6	10.6	11.4	11.1	11.1
Civilian	2.2	2.1	2.1	3.5	2.4	2.5
<b>MEDICAL</b>	31.1	30.2	28.8	31.9	29.8	29.8
Military	27.1	26.3	24.8	26.8	25.8	25.7
Civilian	4.0	3.9	4.0	5.1	4.0	4.1
<b>OPERATIONS</b>	50.4	49.9	49.3	59.4	50.6	49.9
Military	46.5	45.9	45.1	47.8	45.9	45.1
Civilian	3.9	4.1	4.2	11.6	4.7	4.8
<b>PERSONNEL</b>	17.1	16.6	16.8	18.2	16.9	16.7
Military	9.7	9.5	9.7	10.4	9.7	9.6
Civilian	7.4	7.2	7.1	7.8	7.2	7.1
<b>R&amp;D</b>	16.9	16.4	16.4	27.8	16.4	15.9
Military	6.9	6.8	7.0	7.0	6.9	6.7
Civilian	10.0	9.6	9.4	20.8	9.5	9.2
<b>SECURITY POLICE</b>	21.2	21.0	21.5	24.7	23.3	23.6
Military	20.1	19.8	20.4	22.4	21.8	22.2
Civilian	1.1	1.2	1.2	2.3	1.5	1.4
<b>SUPPLY/SVC/CONTRACT</b>	39.2	36.5	36.0	45.7	35.1	34.3
Military	21.7	20.5	19.8	20.6	19.6	19.2
Civilian	17.5	15.9	16.2	25.0	15.5	15.1
<b>TRAINING</b>	55.2	54.6	54.4	30.7	27.4	27.3
Military	48.4	48.2	48.1	22.1	21.4	21.4
Civilian	6.8	6.5	6.3	8.5	6.0	5.9
<b>TRANSPORTATION</b>	16.5	15.9	16.0	19.6	16.3	15.9
Military	12.0	11.8	11.9	12.5	12.2	11.9
Civilian	4.5	4.0	4.1	7.1	4.1	4.0
<b>WEAPON SYS MAINT</b>	81.9	80.2	79.6	92.6	85.3	86.3
Military	76.2	74.5	74.4	76.8	79.7	80.1
Civilian	5.7	5.7	5.3	15.8	5.6	6.2



Table D-6

**AF MANPOWER BY AF FUNCTIONAL GROUP**  
 (Manpower in Thousands)  
 (1)

	FY98	FY99	FY00	FY01	FY02	FY03
<b>CMD ADMIN/OTHER</b>	21.1	21.6	21.7	25.1	22.4	22.7
Military	15.5	16.1	16.1	17.0	16.6	16.9
Civilian	5.6	5.5	5.6	8.1	5.8	5.8
<b>TRANSIENTS/PATIENTS</b>	5.8	5.6	3.5	5.0	5.0	4.4
Military	5.8	5.6	3.5	5.0	5.0	4.4
Civilian	0.0	0.0	0.0	0.0	0.0	0.0
<b>NON-AF ACTIVITIES (2)</b>	18.5	17.9	17.2	18.7	17.6	17.3
Military	15.9	15.4	14.8	15.3	14.8	14.5
Civilian	2.6	2.5	2.4	3.4	2.8	2.8
<b>AIR RESERVE FORCES</b>	32.7	32.4	32.4	40.8	33.0	32.8
ANG Technician	23.4	22.9	22.5	31.3	23.3	22.9
AFRES Technician	9.4	9.5	9.8	9.5	9.7	9.9

FOOTNOTES:

(1) Totals may not add due to rounding.

(2) DoD-wide support activities provided by the Air Force, such as JCS Joint Task Service, Travel, etc.

OPR: AF/DP, Steve Sadler, (703) 697-7212 or DSN 227-7212




Table D-7

<b>AF ACTIVE DUTY MILITARY PERSONNEL BY GRADE</b>
---

	FY 97	FY98	FY99	FY00	FY01	FY02	FY03
<b>GRAND TOTAL</b>	<b>377,385</b>	<b>367,470</b>	<b>360,590</b>	<b>355,654</b>	<b>353,571</b>	<b>368,251</b>	<b>375,062</b>
<b>TOTAL OFFICER</b>	<b>73,983</b>	<b>71,892</b>	<b>70,318</b>	<b>69,023</b>	<b>68,862</b>	<b>72,032</b>	<b>73,758</b>
General	11	10	11	11	12	13	13
Lieutenant General	36	39	35	35	38	38	39
Major General	81	86	87	87	84	83	83
Brigadier General	145	139	139	138	138	138	139
Colonel	3,818	3,815	3,937	3,756	3,674	3,760	3,789
Lieutenant Colonel	10,055	10,418	10,252	10,171	9,941	10,609	10,683
Major	15,738	15,612	15,560	15,248	15,074	15,542	16,007
Captain	29,702	27,523	25,696	24,136	22,542	22,648	22,670
1st Lieutenant	7,688	7,414	6,957	6,957	7,773	8,724	9,636
2nd Lieutenant	6,709	6,836	7,644	8,484	9,586	10,477	10,699
<b>TOTAL ENLISTED</b>	<b>299,373</b>	<b>291,590</b>	<b>286,169</b>	<b>282,356</b>	<b>280,410</b>	<b>292,061</b>	<b>297,219</b>
Chief Master Sergeant	3,022	2,947	2,950	2,873	2,777	2,922	2,857
Senior Master Sergeant	6,056	5,896	5,873	5,693	5,611	5,769	5,718
Master Sergeant	30,794	29,606	28,391	28,806	29,220	31,607	30,362
Technical Sergeant	36,776	38,280	39,778	41,938	42,432	44,846	46,000
Staff Sergeant	77,911	73,461	69,647	68,355	69,860	73,073	75,806
Sergeant	72,415	67,709	64,436	56,177	53,226	51,371	52,477
Airman 1st Class	43,277	44,600	48,922	52,616	51,953	53,865	57,963
Airman	17,867	17,698	13,298	10,215	11,097	12,916	12,124
Airman Basic	11,255	11,393	12,874	15,683	14,234	15,692	13,912
<b>CADET</b>	<b>4,029</b>	<b>3,988</b>	<b>4,103</b>	<b>4,275</b>	<b>4,299</b>	<b>4,158</b>	<b>4,085</b>

OPR: (OFFICER) AF/DPLFR, Mr. C. Lambert, (703) 697-3714 or DSN 227-3714;

(ENLISTED) AF/DPLFR, Ms. J. Breeden, (703) 697-3714 or DSN 227-3714




Table D-8

<b>AF MILITARY PERSONNEL BY AGE</b>
-------------------------------------

AGE RANGE (YRS)	FY 97	FY98	FY99	FY00	FY01	FY02	FY03
<b>OFFICER TOTAL</b>	<b>73,983</b>	<b>71,892</b>	<b>70,318</b>	<b>69,023</b>	<b>68,862</b>	<b>72,032</b>	<b>73,758</b>
20-24	5,623	5,822	6,269	6,515	6,568	6,837	10,299
25-29	15,620	15,200	14,609	14,348	14,278	15,825	16,618
30-34	18,080	16,752	15,502	15,091	14,974	15,699	15,795
35-39	14,648	14,489	14,542	14,162	13,937	13,866	13,696
40-44	11,656	11,162	10,892	10,601	10,689	11,005	10,043
45-49	6,233	6,098	6,022	5,886	5,918	6,127	5,264
50-54	1,827	2,054	2,151	2,092	2,170	2,196	1,679
55-59	233	259	290	286	290	425	326
60 & OLDER	63	56	41	42	38	52	38
<b>ENLISTED TOTAL</b>	<b>299,373</b>	<b>291,590</b>	<b>286,169</b>	<b>282,356</b>	<b>280,410</b>	<b>292,061</b>	<b>297,219</b>
17-19	19,273	20,744	21,938	24,229	24,334	24,522	23,633
20-24	83,763	82,385	83,084	84,543	89,179	97,596	105,034
25-29	62,104	58,212	55,416	52,465	51,100	54,601	58,058
30-34	56,506	51,492	46,616	43,120	40,556	38,369	37,395
35-39	55,282	56,292	55,737	53,036	49,156	46,599	42,725
40-44	18,993	18,969	19,843	21,130	22,142	25,576	25,567
45-49	3,246	3,294	3,348	3,589	3,676	4,464	4,457
50-54	201	195	183	239	260	324	340
55 & OLDER	5	7	4	5	7	10	10
<b>AVERAGE AGE (Rounded to nearest full year)</b>							
<b>OFFICER</b>	<b>35</b>	<b>35</b>	<b>35</b>	<b>35</b>	<b>35</b>	<b>35</b>	<b>35</b>
<b>ENLISTED</b>	<b>28</b>	<b>28</b>	<b>28</b>	<b>28</b>	<b>28</b>	<b>28</b>	<b>28</b>

OPR: (OFFICER) AF/DPLFR, Mr. C. Lambert, (703) 697-3714 or DSN 227-3714;

(ENLISTED) AF/DPLFR, Ms. J. E. Breeden, (703) 697-3714 or DSN 227-3714




Table D-9

<b>AF MILITARY WOMEN BY GRADE</b>
-----------------------------------

	FY 97	FY98	FY99	FY00	FY01	FY02	FY03
<b>GRAND TOTAL</b>	65,835	66,166	66,473	66,830	67,587	71,509	73,512
<b>TOTAL OFFICER</b>	12,008	11,971	11,840	11,819	12,034	12,912	13,479
<b>TOTAL ENLISTED</b>	53,167	53,542	53,968	54,353	54,878	57,913	59,335
<b>TOTAL CADET</b>	660	653	665	658	675	684	698
	<b>OFFICER DETAIL</b>						
<b>GENERAL</b>	6	7	9	10	10	12	13
<b>COLONEL</b>	240	270	302	315	327	396	448
<b>LIEUTENANT COLONEL</b>	1,203	1,304	1,277	1,298	1,284	1,360	1,364
<b>MAJOR</b>	2,243	2,279	2,275	2,264	2,264	2,357	2,436
<b>CAPTAIN</b>	5,220	5,091	4,849	4,663	4,443	4,562	4,742
<b>1ST LIEUTENANT</b>	1,712	1,595	1,504	1,505	1,701	1,911	2,088
<b>2ND LIEUTENANT</b>	1,384	1,425	1,624	1,764	2,005	2,314	2,388
	<b>ENLISTED DETAIL</b>						
<b>CHIEF MASTER SERGEANT</b>	262	284	294	317	326	352	330
<b>SENIOR MASTER SERGEANT</b>	658	682	712	683	661	653	617
<b>MASTER SERGEANT</b>	3,417	3,281	3,082	3,051	3,010	3,339	3,396
<b>TECHNICAL SERGEANT</b>	4,415	4,481	4,606	4,978	5,313	5,946	6,521
<b>STAFF SERGEANT</b>	10,847	10,720	10,710	11,499	13,250	15,373	16,509
<b>SERGEANT</b>	15,237	15,190	15,263	14,104	13,061	12,305	12,411
<b>AIRMAN 1ST CLASS</b>	10,763	11,633	12,453	12,631	12,516	12,607	12,632
<b>AIRMAN</b>	4,717	4,551	3,729	3,320	3,547	3,680	3,853
<b>AIRMAN BASIC</b>	2,851	2,720	3,119	3,770	3,194	3,658	3,066
	<b>AS A PERCENT OF THE TOTAL POPULATION</b>						
<b>OFFICER</b>	16.2	16.7	16.8	17.1	17.5	17.9	18.3
<b>ENLISTED</b>	17.8	18.4	18.9	19.2	19.6	19.8	20.0
<b>CADET</b>	16.4	16.4	16.2	15.4	15.7	16.5	17.1

OPR: (OFFICER) AF/DPLFR, Mr. C. Lambert, (703) 697-3714 or DSN 227-3714;

(ENLISTED) AF/DPLFR, Ms. J. E. Breeden, (703) 697-3714 or DSN 227-3714



Table D-10

<b>AF MILITARY MINORITY POPULATION BY GRADE</b>
---

	FY 97	FY98	FY99	FY00	FY01	FY02	FY03
<b>GRAND TOTAL</b>	79,222	80,741	82,056	83,040	82,672	84,524	67,884
<b>BLACK (OFF &amp; ENL)</b>	56,868	56,543	56,381	56,852	56,784	58,379	57,806
<b>OTHER (OFF &amp; ENL)</b>	22,354	24,198	25,675	26,188	25,888	26,145	10,078
<b>TOTAL OFFICER</b>	7,666	8,142	8,473	8,830	9,424	10,796	6,688
<b>TOTAL BLACK</b>	4,453	4,411	4,423	4,485	4,589	4,906	4,958
<b>TOTAL OTHER</b>	3,213	3,731	4,050	4,345	4,835	5,890	1,730
<b>GENERAL</b>	11	9	9	9	10	13	12
Black	9	8	9	9	10	13	12
Other	2	1	0	0	0	0	0
<b>COLONEL</b>	197	218	235	239	252	274	238
Black	119	144	167	173	187	201	218
Other	78	74	68	66	65	73	20
<b>LIEUTENANT COLONEL</b>	853	936	942	916	890	958	711
Black	654	717	710	689	642	651	617
Other	199	219	232	227	248	307	94
<b>MAJOR</b>	1,395	1,373	1,429	1,504	1,628	1,735	1,232
Black	995	899	881	875	909	936	956
Other	400	474	548	629	719	799	276
<b>CAPTAIN</b>	3,111	3,305	3,319	3,349	3,383	3,728	2,314
Black	1,723	1,642	1,598	1,590	1,536	1,599	1,607
Other	1,388	1,663	1,721	1,759	1,847	2,129	707
<b>1ST LIEUTENANT</b>	1,013	1,100	1,218	1,239	1,364	1,655	1,038
Black	458	526	565	524	547	682	770
Other	555	574	653	715	817	973	268
<b>2ND LIEUTENANT</b>	1,086	1,201	1,321	1,574	1,897	2,433	1,143
Black	495	475	493	625	758	824	778
Other	591	726	828	949	1,139	1,609	365



Table D-10

<b>AF MILITARY MINORITY POPULATION BY GRADE</b>
---

	FY 97	FY98	FY99	FY00	FY01	FY02	FY03
<b>TOTAL ENLISTED</b>	71,556	72,599	73,583	74,210	73,248	73,728	61,196
<b>TOTAL BLACK</b>	52,415	52,132	51,958	52,367	52,195	53,473	52,848
<b>TOTAL OTHER</b>	19,141	20,467	21,625	21,843	21,053	20,255	8,348
<b>CHIEF MASTER SERGEANT</b>	632	626	626	611	573	605	513
Black	577	570	557	540	505	523	494
Other	55	56	69	71	68	82	19
<b>SENIOR MASTER SERGEANT</b>	1,251	1,234	1,306	1,273	1,319	1,375	1,185
Black	1,077	1,066	1,133	1,085	1,118	1,148	1,128
Other	174	168	173	188	201	227	57
<b>MASTER SERGEANT</b>	7,568	7,285	7,090	7,297	7,399	8,114	6,625
Black	6,335	6,044	5,874	6,016	6,036	6,530	6,228
Other	1,233	1,241	1,216	1,281	1,363	1,584	397
<b>TECHNICAL SERGEANT</b>	9,006	9,509	9,955	10,562	10,675	11,303	9,191
Black	7,362	7,735	7,975	8,304	8,306	8,632	8,499
Other	1,644	1,774	1,980	2,258	2,369	2,671	692
<b>STAFF SERGEANT</b>	18,833	17,468	16,107	15,480	16,594	18,823	14,785
Black	14,580	13,402	12,202	11,513	11,798	12,517	13,107
Other	4,253	4,066	3,905	3,967	4,796	6,306	1,678
<b>SERGEANT/SENIOR AIRMAN</b>	14,899	15,379	16,419	16,315	16,293	15,595	11,385
Black	10,719	10,487	10,586	10,200	10,099	9,639	10,008
Other	4,180	4,892	5,833	6,115	6,194	5,956	1,377
<b>AIRMAN 1ST CLASS</b>	11,295	12,810	14,576	15,378	14,480	12,916	12,211
Black	6,705	7,660	8,932	9,652	9,635	9,724	9,420
Other	4,590	5,150	5,644	5,726	4,845	3,192	2,791
<b>AIRMAN</b>	4,999	5,123	3,989	3,217	3,454	2,567	2,468
Black	3,109	3,222	2,471	2,160	2,506	2,414	1,846
Other	1,890	1,901	1,518	1,057	948	153	622
<b>AIRMAN BASIC</b>	3,073	3,165	3,515	4,077	2,461	2,430	2,833
Black	1,951	1,946	2,228	2,897	2,192	2,346	2,118
Other	1,122	1,219	1,287	1,180	269	84	715

OPR: (OFFICER) AF/DPLFR, Mr. C. Lambert, (703) 697-3714 or DSN 227-3714;  
 (ENLISTED) AF/DPLFR, Ms. J. E. Breeden, (703) 697-3714 or DSN 227-3714



Table D-11

<b>AF MILITARY PERSONNEL BY ETHNIC DESCENT</b>
--

CATEGORY	FY00		FY01		FY02		FY03 (4)	
	OFFICER	ENLISTED	OFFICER	ENLISTED	OFFICER	ENLISTED	OFFICER	ENLISTED
<b>GRAND TOTAL</b>	<b>69,023</b>	<b>282,356</b>	<b>68,862</b>	<b>280,410</b>	<b>72,032</b>	<b>292,061</b>	<b>73,758</b>	<b>297,219</b>
<b>TOTAL MEN</b>	<b>57,204</b>	<b>228,003</b>	<b>56,828</b>	<b>225,531</b>	<b>59,120</b>	<b>234,148</b>	<b>60,279</b>	<b>237,884</b>
Native American	237	945	249	924	283	1,044	(4)	(4)
Asian American	874	5,634	975	5,724	1,091	6,121	(4)	(4)
Hispanic	1,268	12,183	1,356	12,219	1,551	13,688	2,106	16,454
None (1)	50,132	205,390	49,034	203,638	51,172	203,419	56,121	217,577
Other (2)	3,798	3,748	3,795	2,758	3,928	7,430	(4)	(4)
Unknown (3)	895	103	1,419	268	1,095	2,446	2,052	3,853
<b>TOTAL WOMEN</b>	<b>11,819</b>	<b>54,353</b>	<b>12,034</b>	<b>54,879</b>	<b>12,912</b>	<b>57,913</b>	<b>13,479</b>	<b>59,335</b>
Native American	53	347	52	368	56	393	(4)	(4)
Asian American	259	1,612	304	1,734	348	1,895	(4)	(4)
Hispanic	230	3,306	271	3,385	342	3,903	497	5,001
None (1)	9,917	48,114	10,000	48,363	10,627	48,709	11,896	53,292
Other (2)	734	933	793	925	803	2,224	(4)	(4)
Unknown (3)	626	41	614	104	736	789	1,086	1,042

## FOOTNOTES:

- (1) Primarily Caucasian for FY00-FY02.
- (2) None of the ethnic categories shown on this table for FY00-FY02.
- (3) Information not provided by personnel queried.
- (4) In FY03 new race and ethnic designations went into effect. The only ethnic choice is Hispanic or non-Hispanic (and declined to respond). The FY03 number for None is defined as not Hispanic or Latino and the FY03 unknown number is defined as declined to respond.

## OPR:

(OFFICER) AF/DPLFR, Mr. C. Lambert, (703) 697-3714 or DSN 227-3714;  
 (ENLISTED) AF/DPLFR, Ms. J. E. Breeden, (703) 697-3714 or DSN 227-3714



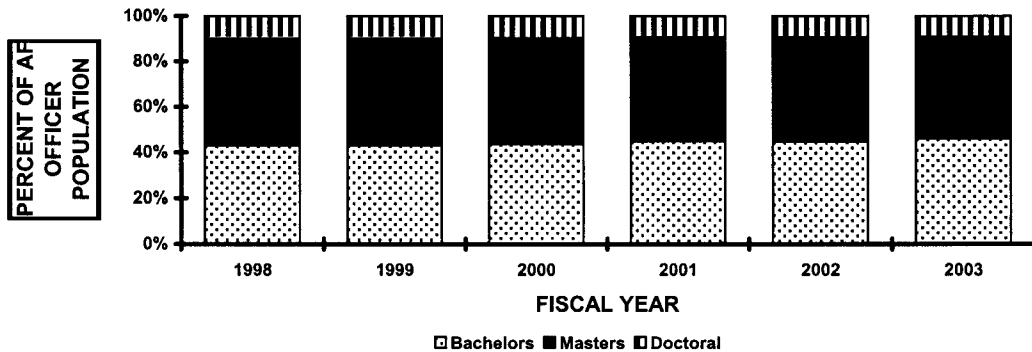
Table D-12

**OFFICER POPULATION BY EDUCATIONAL LEVEL**  
(1)

	FY 98	% OF TOTAL	FY99	% OF TOTAL	FY00	% OF TOTAL
<b>Officer Population</b>	71,892	100.0%	70,318	100.0%	69,023	100.0%
High School	0	0.0%	0	0.0%	0	0.0%
Some College	319	0.6%	342	0.6%	509	0.6%
Bachelor's Degree	30,492	42.4%	29,919	42.5%	29,624	42.9%
Master's Degree	33,344	46.4%	32,578	46.3%	31,521	45.7%
Doctoral/Professional Degree	7,139	9.9%	6,934	9.9%	6,612	9.6%
Unknown (2)	598	0.8%	545	0.8%	757	1.1%

	FY01	% OF TOTAL	FY02	% OF TOTAL	FY03	% OF TOTAL
<b>Officer Population</b>	68,862	100.0%	72,032	100.0%	73,758	100.0%
High School	0	0.0%	0	0.0%	0	0.0%
Some College	583	0.8%	1,769	0.6%	1,655	2.2%
Bachelor's Degree	29,559	42.9%	30,273	42.0%	31,599	42.8%
Master's Degree	30,072	43.7%	31,001	43.0%	30,668	41.6%
Doctoral/Professional Degree	6,225	9.0%	6,369	8.8%	6,255	8.5%
Unknown (2)	2,423	3.5%	2,620	3.6%	3,581	4.9%

**OFFICER EDUCATION PATTERNS**



FOOTNOTES:

- (1) Totals may not add to 100%, due to rounding.
- (2) The "Unknown" Category covers any personnel that cannot strictly fall into any of the other defined categories.

OPR: AF/DPLFR, Mr. C. Lambert, (703) 697-3714 or DSN 227-3714



Table D-13

**AF OFFICER PERSONNEL  
BY COMPETITIVE CATEGORY**

	FY98	FY99	FY00	FY01	FY02	FY03
<b>TOTAL</b>	<b>71,892</b>	<b>70,318</b>	<b>69,023</b>	<b>68,862</b>	<b>72,032</b>	<b>73,758</b>
<b>LINE OF THE AF</b>	<b>56,071</b>	<b>55,144</b>	<b>54,322</b>	<b>54,621</b>	<b>57,467</b>	<b>59,343</b>
<b>CHAPLAIN</b>	<b>616</b>	<b>601</b>	<b>598</b>	<b>597</b>	<b>624</b>	<b>630</b>
<b>DENTAL CORP</b>	<b>1,179</b>	<b>1,131</b>	<b>1,089</b>	<b>1,022</b>	<b>1,020</b>	<b>989</b>
<b>JUDGE ADVOCATE GENERAL</b>	<b>1,323</b>	<b>1,317</b>	<b>1,314</b>	<b>1,304</b>	<b>1,396</b>	<b>1,401</b>
<b>MEDICAL CORP</b>	<b>4,107</b>	<b>3,952</b>	<b>3,879</b>	<b>3,748</b>	<b>3,705</b>	<b>3,631</b>
<b>NURSE CORP</b>	<b>4,710</b>	<b>4,334</b>	<b>4,058</b>	<b>3,770</b>	<b>3,860</b>	<b>3,795</b>
<b>MEDICAL SERVICE CORP</b>	<b>1,336</b>	<b>1,309</b>	<b>1,264</b>	<b>1,280</b>	<b>1,317</b>	<b>1,361</b>
<b>BIOMEDICAL SCIENCE CORP</b>	<b>2,550</b>	<b>2,530</b>	<b>2,499</b>	<b>2,520</b>	<b>2,643</b>	<b>2,608</b>

OPR: AF/DPLFR, Mr. C. Lambert, (703) 697-3714 or DSN 227-3714




Table D-14

**AF OFFICER PERSONNEL BY OCCUPATIONAL FIELD**  
**(PERMANENT PARTY AND PIPELINE)**  
**(1)**

	FY01	FY02	FY03
<b>TOTAL</b>	<b>68,862</b>	<b>72,032</b>	<b>73,758</b>
<b>XO COMMANDER/DIRECTOR</b>	<b>762</b>	<b>921</b>	<b>772</b>
<b>11 PILOT</b>	<b>11,179</b>	<b>11,437</b>	<b>12,014</b>
<b>12 NAVIGATOR</b>	<b>4,254</b>	<b>4,194</b>	<b>4,014</b>
<b>13 SPACE, MISSILE, COMMAND &amp; CONTROL</b>	<b>4,731</b>	<b>4,904</b>	<b>5,128</b>
<b>14 INTELLIGENCE</b>	<b>2,687</b>	<b>2,890</b>	<b>2,999</b>
<b>15 WEATHER</b>	<b>675</b>	<b>675</b>	<b>717</b>
<b>16 OPERATIONS SUPPORT</b>	<b>1,454</b>	<b>1,399</b>	<b>1,374</b>
<b>21 AIRCRAFT MAINTENANCE &amp; MUNITIONS</b>	<b>3,954</b>	<b>4,209</b>	<b>4,447</b>
<b>31 SECURITY FORCES</b>	<b>753</b>	<b>865</b>	<b>936</b>
<b>32 CIVIL ENGINEERING</b>	<b>1,351</b>	<b>1,349</b>	<b>1,399</b>
<b>33 COMM-COMPUTER SYSTEMS</b>	<b>4,038</b>	<b>4,270</b>	<b>4,430</b>
<b>34 MORALE, WELFARE, REC, &amp; SERVICES</b>	<b>368</b>	<b>421</b>	<b>604</b>
<b>35 PUBLIC AFFAIRS</b>	<b>380</b>	<b>458</b>	<b>496</b>
<b>36 PERSONNEL</b>	<b>1,581</b>	<b>1,716</b>	<b>1,806</b>
<b>38 MANPOWER</b>	<b>330</b>	<b>356</b>	<b>396</b>
<b>4X MEDICAL</b>	<b>11,853</b>	<b>11,836</b>	<b>11,832</b>
<b>51 LAW</b>	<b>1,251</b>	<b>1,312</b>	<b>1,339</b>
<b>52 CHAPLAIN</b>	<b>581</b>	<b>593</b>	<b>610</b>
<b>61 SCIENTIFIC/RESEARCH</b>	<b>871</b>	<b>876</b>	<b>907</b>
<b>62 DEVELOPMENTAL ENGINEERING</b>	<b>2,275</b>	<b>2,254</b>	<b>2,435</b>
<b>63 ACQUISITION</b>	<b>2,356</b>	<b>2,682</b>	<b>2,935</b>
<b>64 CONTRACTING</b>	<b>924</b>	<b>981</b>	<b>998</b>
<b>65 FINANCE</b>	<b>899</b>	<b>951</b>	<b>962</b>
<b>71 SPECIAL INVESTIGATIONS</b>	<b>373</b>	<b>407</b>	<b>420</b>
<b>9X REPORTING IDENTIFIERS</b>	<b>5,771</b>	<b>5,924</b>	<b>6,426</b>
<b>8X SPECIAL DUTY IDENTIFIERS</b>	<b>1,753</b>	<b>1,816</b>	<b>1,754</b>
<b>UNKNOWN</b>	<b>1,458</b>	<b>2,336</b>	<b>1,608</b>

## FOOTNOTE:

(1) All Officer Air Force Speciality Codes (AFSCs) changed effective FY94.

OPR: AF/DPLFR, Mr. C. Lambert, (703) 697-3414 or DSN 227-3714.



Table D-15

**AF ACTIVE DUTY PILOTS AND NAVIGATORS  
REQUIREMENTS AND INVENTORY  
(1)**

	FY98	FY99	FY00	FY01	FY02	FY03
<b>REQUIREMENTS</b>						
TOTAL PILOT	13,987	13,781	13,386	13,375	13,280	13,565
TOTAL NAVIGATOR	4,710	4,686	4,558	4,609	4,425	4,309
<b>FORCE</b>						
Pilot	5,764	5,829	6,585	5,336	5,461	5,813
Navigator	1,823	1,817	2,104	1,529	1,648	1,457
<b>TRAINING</b>						
Pilot	2,429	2,317	2,567	2,270	2,429	2,542
Navigator	522	526	578	528	347	622
<b>SUPERVISORY STAFF</b>						
Pilot	4,244	4,114	2,706	3,565	3,932	3,768
Navigator	1,910	1,922	1,464	1,480	2,036	1,838
<b>ADVANCED STUDENT</b>						
Pilot	1,029	968	981	970	980	1,010
Navigator	257	227	221	223	223	235
<b>TRANSIENT</b>						
Pilot	223	219	213	213	196	172
Navigator	75	75	72	73	65	63
<b>EDUCATION DEVELOPMENT</b>						
Pilot	298	334	334	334	282	260
Navigator	123	119	119	120	106	94
<b>INVENTORY</b>						
TOTAL PILOT	13,338	12,561	12,245	12,671	12,648	13,129
TOTAL NAVIGATOR	5,221	4,982	4,929	4,860	4,960	4,867
TOTAL ABM (2)	--	--	971	963	1,135	1,191

## FOOTNOTE:

- (1) Excludes generals, colonels, and students in undergraduate flying training.  
(2) The Air Battle Manager (ABM) career field was not "rated" until 1 Oct of '99 (the first day of FY00), therefore, they weren't applicable in this table until FY00.

NOTE: Discrepancies between Tables D-15 and D-16 result from the counting of General Officers and O-6's in Table D-16. Table D-15 does not include them and counts only O-5's and below.

## OPRS:

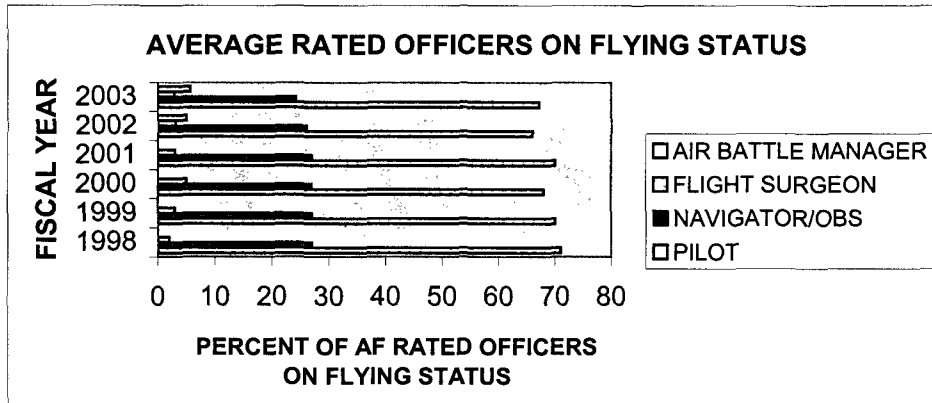
(REQUIREMENTS) AF/XOOT, (703) 697-5316 or DSN 227-5316;



Table D-16

**AF RATED OFFICERS ON FLYING STATUS  
(BY GRADE)**

	FY98	FY99	FY00	FY01	FY02	FY03
<b>GRAND TOTAL</b>	<b>20,577</b>	<b>19,790</b>	<b>19,531</b>	<b>18,685</b>	<b>20,732</b>	<b>21,254</b>
<b>PILOT</b>	<b>14,563</b>	<b>13,828</b>	<b>13,343</b>	<b>13,005</b>	<b>13,711</b>	<b>14,284</b>
General	163	166	163	164	163	173
Colonel	1062	1101	935	950	900	903
Lt Colonel	2113	2060	2118	2199	2392	2507
Major	3563	3513	3216	2957	3243	3707
Captain	6527	5575	5043	4757	4923	4913
Lieutenant	1135	1413	1868	1978	2090	2081
<b>NAVIGATOR</b>	<b>5,580</b>	<b>5,362</b>	<b>5,307</b>	<b>5,095</b>	<b>5,320</b>	<b>5,143</b>
General	4	4	7	7	8	8
Colonel	355	376	371	312	352	373
Lt Colonel	1,254	1,272	1,255	1,195	1,253	1,193
Major	1,725	1,713	1,758	1,753	1,724	1,567
Captain	1,732	1,501	1,375	1,204	1,236	1,230
Lieutenant	510	496	541	624	747	772
<b>FLIGHT SURGEON</b>	<b>434</b>	<b>600</b>	<b>881</b>	<b>585</b>	<b>557</b>	<b>616</b>
General	2	0	9	1	3	2
Colonel	89	96	195	118	112	132
Lt Colonel	122	151	246	145	134	140
Major	105	170	242	152	153	178
Captain	116	183	189	169	155	163
Lieutenant	0	0	0	0	0	1
<b>AIR BATTLE MANAGER</b>			<b>438</b>	<b>526</b>	<b>1,144</b>	<b>1,211</b>
General	--	--	0	0	0	1
Colonel	--	--	2	2	9	54
Lt Colonel	--	--	35	43	204	209
Major	--	--	120	146	360	328
Captain	--	--	168	190	341	391
Lieutenant	--	--	113	145	230	228



NOTES: Discrepancies between Tables D-15 and D-16 result from the counting of General Officers and O-6's in Table D-16. Table D-15 does not include them and counts only O-5's and below.  
 Air Battle Managers became rated on 1 Oct 99.  
 Table D-16 includes all officers with an aeronautical rating.  
 OPR: AFPC/DPAOY, (210) 565-2458 or DSN 665-2458  
 OCR: AF/DPPPR,(703) 697-7007 or DSN 227-7007








Table D-17

**AF PILOTS, NAVIGATORS AND ABMS  
RECEIVING INCENTIVE PAY  
(1)**

	FY98	FY99	FY00	FY01	FY02	FY03
<b>GRAND TOTAL</b>	19,154	18,199	17,997	17,455	19,177	19,588
<b>PILOT</b>	13,965	13,101	12,941	12,635	13,249	13,787
General & Colonel	735	673	700	741	692	671
Lt Colonel & Below	13,230	12,428	12,241	11,894	12,557	13,116
<b>NAVIGATOR</b>	5,189	5,098	5,056	4,820	4,971	4,771
General & Colonel	122	197	153	129	143	146
Lt Colonel & Below	5,067	4,901	4,903	4,691	4,828	4,625
<b>AIR BATTLE MANAGER (2)</b>			733	826	957	1,030
General & Colonel	--	--	15	17	20	20
Lt Colonel & Below	--	--	718	809	937	1,010

Table D-18

**AF PILOTS, NAVIGATORS AND ABMS  
ACTUALLY FLYING  
(1)**

	FY98	FY99	FY00	FY01	FY02	FY03
<b>GRAND TOTAL</b>	14,620	14,371	13,570	12,864	12,399	14,066
<b>PILOT</b>	11,397	11,150	10,561	10,040	9,605	10,673
General & Colonel	415	405	365	364	354	522
Lt Colonel & Below	10,982	10,745	10,196	9,676	9,251	10,151
<b>NAVIGATOR</b>	3,223	3,221	3,009	2,824	2,794	2,624
General & Colonel	23	22	27	19	36	55
Lt Colonel & Below	3,200	3,199	2,982	2,805	2,758	2,569
<b>AIR BATTLE MANAGER (2)</b>			580	484	638	769
General & Colonel	--	--	45	45	2	5
Lt Colonel & Below	--	--	535	439	636	764

FOOTNOTE: (1) Excludes Trainees.

(2) Air Battle Managers became rated on 1 Oct 99.

OPR: AFPC/DPAOY, (210) 565-2458 or DSN 665-2458

OCR: AF/DPPPR, (703) 697-7007 or DSN 227-7007




Table D-19

**AF PILOTS, NAVIGATORS AND ABMS BY MAJCOM/FOA/DRU  
(INCLUDES TRAINEES)**

	FY99	FY00	FY01	FY02	FY03
<b>TOTAL PILOTS</b>	<b>12,397</b>	<b>11,448</b>	<b>12,067</b>	<b>12,910</b>	<b>13,311</b>
<b>PIPELINE</b>	<b>663</b>	<b>858</b>	<b>1,825</b>	<b>1,742</b>	<b>1,632</b>
<b>PERMANENT PARTY</b>	<b>11,734</b>	<b>10,590</b>	<b>10,242</b>	<b>11,168</b>	<b>11,679</b>
<b>-- MAJCOMs</b>	<b>11,469</b>	<b>10,367</b>	<b>10,046</b>	<b>10,313</b>	<b>10,792</b>
Air Combat Command (1)	2,911	2,705	2,585	2,843	2,937
US Strategic Command (1)	24	28	23	26	22
Air Mobility Command	3,078	2,954	2,805	2,856	3,167
Air Education & Training Command	2,950	2,277	2,287	2,243	2,214
AF Materiel Command	295	238	203	214	231
AF Special Operations Command	501	470	479	479	499
Pacific Air Forces	973	971	929	929	969
AF Space Command	95	98	90	91	97
US Air Forces, Europe	635	624	641	626	651
Air Force Reserve	7	2	4	6	5
<b>-- FOAs</b>	<b>109</b>	<b>97</b>	<b>86</b>	<b>66</b>	<b>66</b>
AF Civil Engineering Support Agency	0	0	0	0	0
AF Inspection Agency	2	2	1	1	3
Air Intelligence Agency	2	4	5	6	4
AF Personnel Center	20	15	19	18	22
AF Personnel Operations Agency	0	0	0	0	0
AF OSI	0	0	0	0	0
AF Program Exec Office	0	0	0	0	0
AF Agency for Modeling & Simulation	2	1	0	0	0
Air Reserve Personnel Center	0	0	0	0	0
AF Review Boards Agency	0	0	0	0	0
AF Safety Center	5	8	10	10	10
AF C4 Agency	0	0	0	0	0
AF Comm and Information Center	2	1	0	0	0
AF Studies & Analyses Agency	10	7	4	3	7
AF Flight Standards Agency	27	22	19	23	17
AF Technical Appn Center	2	3	1	0	0
AF News Agency	0	0	0	0	0
AF Historical Support Agency	0	0	0	0	0
AF Services Agency	2	1	0	0	0
HQ Joint Services SERE Agency	1	0	0	0	0
AF Medical Support Agency	0	0	0	0	0
AF Ctr for Environmental Excellence	0	0	0	0	0
Air Weather Service	0	0	0	0	0
ANG Readiness Center	3	3	3	4	2
AF Combat Operations Staff	31	30	24	0	0
<b>-- DRUs</b>	<b>156</b>	<b>126</b>	<b>110</b>	<b>139</b>	<b>139</b>
AF Academy	112	91	83	97	108
11th Support Wing	4	1	0	1	0
AF Doctrine Center	14	13	9	13	10
AF Oper Test & Evaluation Center	26	21	18	28	29



Table D-19

**AF PILOTS, NAVIGATORS AND ABMS BY MAJCOM/FOA/DRU  
(INCLUDES TRAINEES)**

	FY99	FY00	FY01	FY02	FY03
<b>MISCELLANEOUS</b>	827	797	757	618	643
AF Elements	587	557	541	418	404
AF Elements NATO	78	77	78	55	65
HAF	122	127	104	109	138
HQ US European Command	40	31	32	33	32
Defense Threat Reduction Agency (2)		5	2	3	4
<b>TOTAL NAVIGATORS</b>	<b>4,746</b>	<b>4,441</b>	<b>4,867</b>	<b>5,103</b>	<b>4,805</b>
<b>PIPELINE</b>	<b>275</b>	<b>355</b>	<b>701</b>	<b>682</b>	<b>579</b>
<b>PERMANENT PARTY</b>	<b>4,471</b>	<b>4,086</b>	<b>4,166</b>	<b>4,421</b>	<b>4,226</b>
-- MAJCOMs	4,252	3,858	3,944	3,738	3,570
Air Combat Command (1)	1,802	1,650	1,692	1,718	1,639
US Strategic Command (1)	42	47	42	42	46
Air Mobility Command	790	700	649	600	543
Air Education & Training Command	563	461	593	404	381
AF Materiel Command	157	163	153	156	141
AF Special Operations Command	344	322	337	345	352
Pacific Air Forces	260	239	217	217	212
AF Space Command	26	27	29	39	40
US Air Forces, Europe	260	245	227	213	213
AF Reserve	8	4	5	4	3
-- FOAs	114	119	105	98	78
AF Inspection Agency	0	3	3	3	1
AF Studies & Analyses Agency	7	7	9	10	4
Air Intelligence Agency	52	46	40	42	42
AF Personnel Center	25	23	21	17	14
AF Personnel Operations Agency	0	0	0	0	0
AF OSI	0	0	0	0	0
AF Program Executive Office	0	0	0	0	0
AF Safety Center	5	8	6	3	6
AF C4 Agency	0	0	0	0	0
AF Comm and Information Center	0	1	0	0	0
AF Flight Standards Agency	6	6	4	5	4
AF News Agency	0	0	0	0	0
AF Historical Research Agency	0	0	0	0	0
AF Technical Appn Center	2	3	3	4	4
Air Weather Service	0	0	0	0	0
AF Combat Operations Staff	13	18	15	0	0
AF Agency Modeling & Simulation	1	1	0	0	0
Air National Guard Readiness Cntr	2	3	4	14	3
AF Cntr for Quality & Mgmt Innovation	1	0	0	0	0
-- DRUs	105	109	117	131	116
AF Academy	47	55	58	70	55
11th Support Wing	2	1	0	0	0
AF Doctrine Center	15	12	12	13	14
AF Oper Test & Evaluation Center	41	41	47	48	47



Table D-19

**AF PILOTS, NAVIGATORS AND ABMS BY MAJCOM/FOA/DRU  
(INCLUDES TRAINEES)**

	FY99	FY00	FY01	FY02	FY03
<b>MISCELLANEOUS</b>	511	488	475	449	455
AF Elements	349	312	310	279	291
AF Elements NATO	56	50	49	45	43
AF National Security Emer Pre	4	2	2	1	0
AF Ballistic Missile Defense Org	0	0	0	0	0
HAF	90	100	89	100	95
HQ US European Command	12	13	12	14	14
Defense Threat Reduction Agency (2)	--	11	13	10	12
<b>TOTAL AIR BATTLE MANAGERS (3)</b>	--	956	939	1,169	1,183
<b>PIPELINE</b>	--	56	78	58	76
<b>PERMANENT PARTY</b>	--	900	861	1,111	1,107
-- MAJCOMs	--	739	706	927	947
Air Combat Command (1)	--	526	508	679	702
US Strategic Command (1)	--	1	1	0	2
Air Mobility Command	--	0	1	1	2
Air Education & Training Command	--	70	54	68	65
AF Materiel Command	--	7	5	6	5
AF Special Operations Command	--	1	0	0	0
Pacific Air Forces	--	106	115	137	124
AF Space Command	--	0	1	1	1
US Air Forces, Europe	--	28	21	35	46
AF Reserve	--	0	0	0	0
-- FOAs	--	5	4	4	3
AF Inspection Agency	--	0	0	0	0
AF Studies & Analyses Agency	--	1	1	0	0
Air Intelligence Agency	--	0	0	0	0
AF Personnel Center	--	2	2	2	2
AF Personnel Operations Agency	--	0	0	0	0
AF OSI	--	0	0	0	0
AF Program Executive Office	--	0	0	0	0
AF Safety Center	--	0	0	0	0
AF C4 Agency	--	0	0	0	0
AF Comm and Information Center	--	0	0	0	0
AF Flight Standards Agency	--	0	0	0	0
AF News Agency	--	0	0	0	0
AF Historical Research Agency	--	0	0	0	0
AF Technical Appn Center	--	0	0	0	0
Air Weather Service	--	0	0	0	0
AF Combat Operations Staff	--	0	0	0	0
AF Agency Modeling & Simulation	--	1	0	0	0
Air National Guard Readiness Cntr	--	1	1	2	1
AF Cntr for Quality & Mgmt Innovation	--	0	0	0	0
-- DRUs	--	9	9	11	116
AF Academy	--	2	1	3	55
11th Support Wing	--	0	0	0	0
AF Doctrine Center	--	3	3	2	14
AF Oper Test & Evaluation Center	--	4	5	6	47



Table D-19

**AF PILOTS, NAVIGATORS AND ABMS BY MAJCOM/FOA/DRU  
(INCLUDES TRAINEES)**

	FY99	FY00	FY01	FY02	FY03
<b>MISCELLANEOUS</b>	--	143	123	132	138
<b>AF Elements</b>	--	56	37	44	53
<b>AF Elements NATO</b>	--	70	66	68	67
<b>AF National Security Emer Pre</b>	--	0	0	0	0
<b>AF Ballistic Missile Defense Org</b>	--	1	1	1	1
<b>HAF</b>	--	11	12	11	11
<b>HQ US European Command</b>	--	4	6	7	5
<b>Defense Threat Reduction Agency (2)</b>	--	1	1	1	1

FOOTNOTES:

- (1) SAC and TAC merged forming Air Combat Command (activated 1 Jun 92). Functions of Strategic Air Command transferred to US Strategic Air Command.
- (2) Defense Threat Reduction Agency was established on 1 Oct 98.
- (3) Air Battle Managers became rated on 1 Oct 99.

OPR: AFPC/DPAOY, (210) 565-2458 or DSN 665-2458

OCR: AF/DPPPR, (703) 697-7007 or DSN 227-7007




Table D-20

<b>AF ENLISTED PERSONNEL BY CAREER FIELD</b>
--

CAREER FIELD	FY01	FY02	FY03
<b>TOTAL</b>	<b>280,410</b>	<b>292,061</b>	<b>297,219</b>
<b>1A AIRCREW OPERATIONS</b>	<b>7,421</b>	<b>7,799</b>	<b>8,133</b>
<b>1C COMMAND CONTROL SYSTEMS OPERATIONS</b>	<b>11,929</b>	<b>12,800</b>	<b>13,113</b>
<b>1N INTELLIGENCE</b>	<b>10,188</b>	<b>10,313</b>	<b>10,412</b>
<b>1S SAFETY</b>	<b>396</b>	<b>365</b>	<b>370</b>
<b>1T AIRCREW PROTECTION</b>	<b>2,605</b>	<b>2,758</b>	<b>2,796</b>
<b>1W WEATHER</b>	<b>2,398</b>	<b>2,516</b>	<b>2,467</b>
<b>2A MANNED AEROSPACE MAINTENANCE</b>	<b>59,396</b>	<b>62,638</b>	<b>65,427</b>
<b>2E COMMUNICATIONS-ELECTRONICS SYSTEMS</b>	<b>11,912</b>	<b>12,251</b>	<b>12,432</b>
<b>2F FUELS</b>	<b>3,709</b>	<b>4,155</b>	<b>4,515</b>
<b>2G LOGISTICS PLANS</b>	<b>695</b>	<b>700</b>	<b>703</b>
<b>2M MISSILE &amp; SPACE SYSTEMS MAINTENANCE</b>	<b>2,470</b>	<b>2,463</b>	<b>2,613</b>
<b>2P PRECISION MEASUREMENT</b>	<b>1,154</b>	<b>1,132</b>	<b>1,052</b>
<b>2R MAINTENANCE MANAGEMENT SYSTEMS</b>	<b>1,734</b>	<b>1,814</b>	<b>1,853</b>
<b>2S SUPPLY</b>	<b>10,240</b>	<b>10,317</b>	<b>9,967</b>
<b>2T TRANSPORTATION AND VEHICLE MAINTENANCE</b>	<b>12,210</b>	<b>12,852</b>	<b>13,193</b>
<b>2W MUNITIONS AND WEAPONS</b>	<b>14,137</b>	<b>15,049</b>	<b>16,315</b>
<b>3A INFORMATION MANAGEMENT</b>	<b>10,716</b>	<b>10,500</b>	<b>10,314</b>
<b>3C COMMUNICATIONS-COMPUTER SYSTEMS</b>	<b>13,407</b>	<b>14,418</b>	<b>15,371</b>
<b>3E CIVIL ENGINEERING</b>	<b>18,079</b>	<b>19,847</b>	<b>21,023</b>
<b>3H HISTORIAN</b>	<b>103</b>	<b>104</b>	<b>106</b>
<b>3M MORALE, WELFARE, REC, &amp; SERVICES</b>	<b>4,645</b>	<b>4,803</b>	<b>4,557</b>
<b>3N PUBLIC AFFAIRS</b>	<b>1,492</b>	<b>1,495</b>	<b>1,546</b>
<b>3P SECURITY FORCES</b>	<b>21,903</b>	<b>24,074</b>	<b>23,651</b>
<b>3R PRINTING MANAGEMENT</b>	<b>0</b>	<b>0</b>	<b>0</b>
<b>3S MISSION SUPPORT</b>	<b>9,345</b>	<b>9,138</b>	<b>8,622</b>
<b>3U MANPOWER</b>	<b>713</b>	<b>667</b>	<b>635</b>
<b>3V VISUAL INFORMATION</b>	<b>1,318</b>	<b>1,288</b>	<b>1,293</b>
<b>4X MEDICAL</b>	<b>19,234</b>	<b>19,993</b>	<b>20,281</b>
<b>4Y DENTAL</b>	<b>2,478</b>	<b>2,533</b>	<b>2,629</b>
<b>5J PARALEGAL</b>	<b>954</b>	<b>939</b>	<b>956</b>
<b>5R CHAPLAIN SERVICE SUPPORT</b>	<b>409</b>	<b>434</b>	<b>483</b>
<b>6C CONTRACTING</b>	<b>1,251</b>	<b>1,318</b>	<b>1,293</b>
<b>6F FINANCIAL</b>	<b>3,454</b>	<b>3,219</b>	<b>3,357</b>
<b>7S SPECIAL INVESTIGATION</b>	<b>732</b>	<b>776</b>	<b>782</b>
<b>8 SPECIAL DUTY IDENTIFIERS</b>	<b>6,449</b>	<b>6,886</b>	<b>7,111</b>
<b>9 REPORTING IDENTIFIERS</b>	<b>8,010</b>	<b>9,361</b>	<b>7,466</b>
<b>UNKNOWN</b>	<b>3,124</b>	<b>346</b>	<b>382</b>

OPR: AF/DPLFR, Ms. J. E. Breeden, (703) 697-3714 or DSN 227-3714.



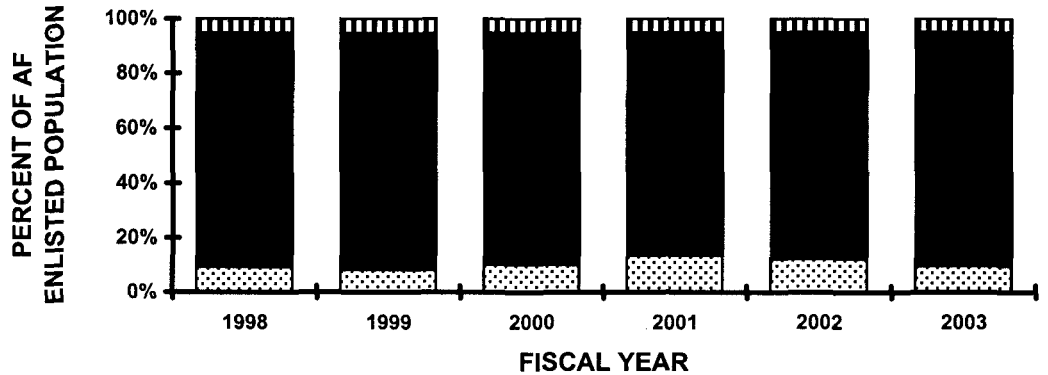
Table D-21

**AF ENLISTED FORCE BY EDUCATIONAL LEVEL**

	FY98	% OF TOTAL	FY99	% OF TOTAL	FY00	% OF TOTAL
ENLISTED POPULATION	291,590	100.0%	286,169	100.0%	282,356	100.0%
SOME HIGH SCHOOL	40	0.0%	87	0.0%	146	0.1%
GRAD., HIGH SCHOOL	26,757	9.2%	23,416	8.2%	28,249	10.0%
SOME COLLEGE	249,685	85.6%	247,532	86.5%	239,246	84.7%
GRADUATED, COLLEGE	15,108	5.2%	15,134	5.3%	14,715	5.2%

	FY01	% OF TOTAL	FY02	% OF TOTAL	FY03	% OF TOTAL
ENLISTED POPULATION	280,410	100.0%	292,061	100.0%	297,219	100.0%
SOME HIGH SCHOOL	4	0.0%	134	0.0%	286	0.1%
GRAD., HIGH SCHOOL	37,657	13.4%	35,244	12.1%	28,123	9.5%
SOME COLLEGE	228,739	81.6%	242,310	83.0%	254,399	85.6%
GRADUATED, COLLEGE	14,010	5.0%	14,373	4.9%	14,411	4.8%

**ENLISTED EDUCATION PATTERNS**



□ HIGH SCHOOL GRADUATE ■ SOME COLLEGE ▨ COLLEGE GRADUATE

OPR: AF/DPLFR, Ms. J. E. Breeden, (703) 697-3714 or DSN 227-3714



Table D-22

**AF NON-PRIOR SERVICE ENLISTED ACCESSIONS  
BY EDUCATION AND GENDER**

	FY 97	FY98	FY99	FY00	FY01	FY02	FY03
<b>GRAND TOTAL</b>	30,200	31,491	32,068	34,369	34,226	36,388	36,128
<b>MEN</b>	21,715	23,239	23,383	25,514	25,882	27,673	27,493
<b>WOMEN</b>	8,485	8,252	8,685	8,855	8,344	8,715	8,635

<b>DETAIL BY GENDER AND EDUCATION</b>							
<b>SOME HIGH SCHOOL</b>	73	69	66	89	118	143	316
Men	62	61	61	74	108	100	281
Women	11	8	5	15	10	43	35
<b>HIGH SCHOOL DIPLOMA</b>	25,442	27,013	28,044	30,502	30,333	31,613	30,630
Men	18,549	20,099	20,619	22,840	23,176	24,211	23,407
Women	6,893	6,914	7,425	7,662	7,157	7,402	7,223
<b>SOME COLLEGE</b>	3,888	3,762	3,369	3,242	3,215	4,265	4,545
Men	2,565	2,630	2,302	2,245	2,213	3,108	3,333
Women	1,323	1,132	1,067	997	1,002	1,157	1,212
<b>COLLEGE DEGREE(S)</b>	797	647	589	536	560	367	637
Men	539	449	401	355	385	254	472
Women	258	198	188	181	175	113	165

<b>DETAIL BY GENDER</b>							
<b>Men</b>	71.9%	73.8%	72.9%	74.2%	75.6%	76.0%	76.1%
<b>Women</b>	28.1%	26.2%	27.1%	25.8%	24.4%	24.0%	23.9%

<b>DETAIL BY EDUCATION</b>							
<b>SOME HIGH SCHOOL</b>	0.2%	0.2%	0.2%	0.3%	0.3%	0.4%	0.9%
<b>HIGH SCHOOL DIPLOMA</b>	84.2%	85.8%	87.5%	88.7%	88.6%	86.9%	84.8%
<b>SOME COLLEGE</b>	12.9%	11.9%	10.5%	9.4%	9.4%	11.7%	12.6%
<b>COLLEGE DEGREE(S)</b>	2.6%	2.1%	1.8%	1.6%	1.6%	1.0%	1.8%

OPR: AF/DPRR, Ms. J. E. Breeden, (703) 697-3714 or DSN 227-3714



Table D-23

## AF RESERVE PERSONNEL

	FY98	FY99	FY00	FY01	FY02	FY03
TOTAL OFFICER	134,962	133,970	131,611	134,778	134,583	118,072
READY RESERVE/RES. ACT. DUTY	25,968	26,262	26,975	28,599	27,764	26,460
PAID RESERVE/ACTIVE DUTY	16,119	16,375	16,804	17,336	17,486	17,174
48 - ANNUAL DRILL	10,847	11,103	11,341	11,705	11,687	11,334
A-10	30	31	135	133	119	130
A-10 School House	39	31	37	29	40	35
B-52	101	101	103	111	110	113
C-5 (Associate)	358	359	324	344	336	346
C-5 (Equipped)	271	274	283	285	297	268
C-9	73	66	70	73	75	62
C-130	1,082	1,079	1,083	1,127	1,145	1,150
MC-130 (AC-130)	157	145	141	146	150	149
WC-130	86	92	97	103	104	97
C-141 (Associate)	527	465	306	273	153	135
C-141 (Equipped)	374	363	375	396	405	367
C-17 (Associate)	215	297	388	470	572	580
F-16 (Equipped)	277	285	295	301	291	323
F-16 (Associate)	2	4	24	33	36	43
KC-10	235	243	253	255	249	238
KC-135 (Associate)	108	110	94	101	96	95
KC-135 (Equipped)	586	561	570	579	563	678
OA-10	113	116	11	10	20	18
AWACS	75	91	79	78	81	76
Aerial Port Sqdrn	241	239	246	237	238	235
Aeromed Evacuation Unit	1,090	1,038	952	855	830	753
Aero Rescue & Recovery Sqdrn	196	202	203	206	226	137
Air Logistics Center Aug	-	-	2	24	24	28
Numbered Air Force	168	173	188	142	141	104
CE Sqdrn (Heavy Repair)	19	24	21	15	20	24
CE Unit	204	201	207	218	205	200
Combat Log Spt Sqdrn	34	32	33	35	33	16
Med Services Sqdrn	1,691	1,753	1,906	1,974	2,061	1,994
Mobilization Aug Cat. "A" IMA	1,980	2,014	2,087	2,179	2,163	2,120
Basic Mil Tng Sqdrn	2	2	2	1	1	2
Communications Security	8	10	11	11	10	6
Info Sys Sq (Comm Sq)	44	39	39	42	44	35
Space Com	40	54	81	96	106	104
Trans Com	91	102	84	67	79	84
Flight Training	128	312	399	435	377	317
Management HQs Support	48	42	44	62	66	62
Visual Info Act (Combat Camera)	13	15	16	21	21	16
Base Comm	-	-	-	11	15	10
Base Ops Support	14	15	18	17	24	30
Battlestaff Augmentation (ESC Sec Pol)	41	38	40	53	54	56
Ground Combat Readiness	11	9	8	6	8	6
Services	75	71	76	82	80	76
Test & Evaluation	-	-	5	11	12	7




Table D-23

<b>AF RESERVE PERSONNEL</b>
-----------------------------

	FY98	FY99	FY00	FY01	FY02	FY03
Traffic Cntr/Approach/Landing	-	5	5	7	6	7
Svc Supt to CMBT HQ-Joint Forces CM	-	-	-	-	-	1
Unknown	-	-	-	51	1	1
<b>24 - ANNUAL DRILL (1)</b>	<b>4,837</b>	<b>4,783</b>	<b>4,929</b>	<b>5,035</b>	<b>5,056</b>	<b>4,863</b>
CATEGORY "D" IMA	-	-	-	-	-	-
<b>FULL-TIME PERSONNEL</b>	<b>254</b>	<b>329</b>	<b>394</b>	<b>469</b>	<b>559</b>	<b>608</b>
<b>ACTIVE DUTY PERSONNEL</b>	<b>181</b>	<b>160</b>	<b>140</b>	<b>127</b>	<b>184</b>	<b>369</b>
<b>NON-PAID</b>	<b>9,849</b>	<b>9,887</b>	<b>10,171</b>	<b>11,263</b>	<b>10,278</b>	<b>9,286</b>
Obligated Reserve	3,669	3,951	4,157	4,180	4,056	5,420
Reinforced Designee	4,706	4,529	4,649	5,748	4,717	2,359
Chaplain/Legal	332	308	315	309	316	157
Other Health Prof Scholarship	1,142	1,099	1,050	1,026	1,189	1,350
<b>STANDBY</b>	<b>11,693</b>	<b>12,688</b>	<b>12,029</b>	<b>12,803</b>	<b>12,972</b>	<b>13,289</b>
Active	308	407	347	462	252	154
Inactive	11,385	12,281	11,682	12,341	12,720	13,135
<b>RETIRED</b>	<b>97,301</b>	<b>95,020</b>	<b>92,607</b>	<b>93,376</b>	<b>93,847</b>	<b>78,323</b>

<b>TOTAL ENLISTED</b>	<b>296,023</b>	<b>295,488</b>	<b>296,363</b>	<b>298,669</b>	<b>294,215</b>	<b>277,710</b>
<b>READY RESERVE/ACTIVE DUTY</b>	<b>103,207</b>	<b>100,532</b>	<b>96,412</b>	<b>94,922</b>	<b>90,650</b>	<b>86,370</b>
<b>PAID RESERVE/ACTIVE DUTY</b>	<b>56,597</b>	<b>56,148</b>	<b>56,279</b>	<b>58,241</b>	<b>59,833</b>	<b>58,652</b>
<b>48 - ANNUAL DRILL</b>	<b>50,412</b>	<b>49,683</b>	<b>49,456</b>	<b>50,771</b>	<b>51,557</b>	<b>50,377</b>
A-10	254	241	957	975	1,004	1,046
A-10 School House	253	260	267	271	300	299
B-52	621	637	634	674	662	632
C-5 (Associate)	2,335	2,237	2,202	2,222	2,231	2,120
C-5 (Equipped)	2,342	2,246	2,209	2,238	2,330	2,252
C-9	210	215	219	202	200	184
C-130	5,827	5,705	5,672	5,891	6,046	6,071
MC-130 (AC-130)	815	800	816	849	868	794
WC-130	176	183	173	168	172	175
C-141 (Associate)	2,268	1,854	1,473	1,100	767	727
C-141 (Equipped)	2,087	2,075	2,118	2,196	2,252	2,004
C-17 (Associate)	1,113	1,342	1,556	1,900	2,154	2,011
F-16 (Equipped)	2,522	2,526	2,568	2,809	2,629	2,640
F-16 (Associate)	1	3	7	7	6	5
KC-10	905	886	874	881	934	862
KC-135 (Associate)	186	205	209	195	204	186
KC-135 (Equipped)	3,288	3,226	3,206	3,368	3,404	3,904
OA-10	899	837	86	88	97	107
<b>AWACS</b>	<b>230</b>	<b>259</b>	<b>285</b>	<b>277</b>	<b>288</b>	<b>287</b>
Aerial Port Sqdrn	6,766	6,652	6,599	6,869	6,872	6,541
Aeromed Evacuation Unit	1,969	1,870	1,686	1,495	1,483	1,412
Aero Rescue & Recovery Sqdrn	1,021	1,043	1,056	1,073	1,068	744
Flight Training	3	11	15	17	15	17
Numbered Air Force	224	271	287	196	206	156
CE Sqdrn (Heavy Repair)	375	378	364	366	431	433
CE Unit	4,148	3,964	4,034	4,157	4,293	4,230



Table D-23

<b>AF RESERVE PERSONNEL</b>
-----------------------------

	FY98	FY99	FY00	FY01	FY02	FY03
Combat Log Spt Sqdrn	1,038	1,015	960	977	979	897
Med Services Sqdrn	4,698	4,741	4,776	4,963	5,110	5,163
Mobilization Aug Cat. "A" IMA	1,319	1,391	1,473	1,569	1,578	1,520
Basic Mil Tng Sqdrn	61	66	59	56	53	54
Communications Security	73	70	61	62	64	72
Information Systems Sqdrn	937	975	1,022	1,043	1,070	1,069
Space Com	85	110	141	182	204	194
Trans Com	19	26	27	30	40	31
Management HQs Support	45	52	44	51	60	65
Visual Information Activities	134	114	110	112	121	108
Air Logistics Center Aug	-	-	-	7	10	14
Base Communciation	-	-	-	18	26	23
Base Ops Support	22	19	29	47	60	60
Battlestaff Aug (ESC Sec Pol Sq)	40	44	48	55	60	63
Ground Combat Readiness	78	95	93	88	89	82
Security Investigative Activities	-	-	-	-	3	-
Services	1,024	1,032	1,031	1,012	1,054	1,105
Test & Evaluation	-	-	1	3	1	5
Traffice Cntr/Approach/Landir	1	7	9	12	11	11
Unknown	-	-	-	-	48	2
<b>24 - ANNUAL DRILL (1)</b>	<b>4,100</b>	<b>4,242</b>	<b>4,108</b>	<b>4,195</b>	<b>4,210</b>	<b>3,888</b>
<b>CATEGORY "D" IMA</b>	<b>-</b>	<b>1</b>	<b>-</b>	<b>-</b>	<b>-</b>	<b>-</b>
<b>NPS, ACTIVE DUTY TRAIN (2)</b>	<b>641</b>	<b>585</b>	<b>745</b>	<b>882</b>	<b>307</b>	<b>800</b>
<b>NPS, DELAY WITH PAY</b>	<b>271</b>	<b>394</b>	<b>616</b>	<b>936</b>	<b>2,367</b>	<b>1,966</b>
<b>FULL-TIME PERSONNEL</b>	<b>608</b>	<b>652</b>	<b>751</b>	<b>876</b>	<b>889</b>	<b>918</b>
<b>ACTIVE DUTY PERSONNEL</b>	<b>565</b>	<b>591</b>	<b>603</b>	<b>581</b>	<b>503</b>	<b>703</b>
<b>NON-PAID</b>	<b>46,610</b>	<b>44,384</b>	<b>40,133</b>	<b>36,681</b>	<b>30,817</b>	<b>27,718</b>
Obligated Reserve	33,013	32,216	29,870	26,306	20,642	23,105
Reinforcement Designee	13,597	12,168	10,263	10,375	10,175	4,606
Other	-	-	-	-	-	7
<b>STANDBY ENLISTED</b>	<b>4,349</b>	<b>4,441</b>	<b>4,400</b>	<b>5,024</b>	<b>4,458</b>	<b>4,298</b>
Active	714	814	748	1,397	918	784
Inactive	3,635	3,627	3,652	3,627	3,540	3,514
<b>RETIRED (3)</b>	<b>188,467</b>	<b>190,515</b>	<b>195,551</b>	<b>198,723</b>	<b>199,107</b>	<b>187,042</b>

## FOOTNOTES:

- (1) Individual Mobilization Augmentee.
- (2) NPS = Non-Prior Service.
- (3) Active and retired enlisted personnel with over 30 years total service are not included, but instead are subsumed within the Retired Regular Air Force category.

OPR: AF/REPP, Mr. Bill Limbrick, (703) 588-6001 or DSN 425-6001.



Table D-23

**AF RESERVE PERSONNEL**

	FY98	FY99	FY00	FY01	FY02	FY03
Traffic Cntr/Approach/Landing	-	5	5	7	6	7
Svc Supt to CMBT HQ-Joint Forces	-	-	-	-	-	1
Unknown	-	-	-	51	1	1
24 - ANNUAL DRILL (1)	4,837	4,783	4,929	5,035	5,056	4,863
CATEGORY "D" IMA	-	-	-	-	-	-
FULL-TIME PERSONNEL	254	329	394	469	559	608
ACTIVE DUTY PERSONNEL	181	160	140	127	184	369
NON-PAID	9,849	9,887	10,171	11,263	10,278	9,286
Obligated Reserve	3,669	3,951	4,157	4,180	4,056	5,420
Reinforced Designee	4,706	4,529	4,649	5,748	4,717	2,359
Chaplain/Legal	332	308	315	309	316	157
Other Health Prof Scholarship	1,142	1,099	1,050	1,026	1,189	1,350
STANDBY	11,693	12,688	12,029	12,803	12,972	13,289
Active	308	407	347	462	252	154
Inactive	11,385	12,281	11,682	12,341	12,720	13,135
RETIRED	97,301	95,020	92,607	93,376	93,847	78,323
<b>TOTAL ENLISTED</b>	<b>296,023</b>	<b>295,488</b>	<b>296,363</b>	<b>40,484</b>	<b>40,916</b>	<b>39,839</b>
READY RESERVE/ACTIVE DUTY	103,207	100,532	96,412	40,484	40,916	39,839
PAID RESERVE/ACTIVE DUTY	56,597	56,148	56,279	40,484	40,916	39,839
48 - ANNUAL DRILL	50,412	49,683	49,456	40,484	40,916	39,839
A-10	254	241	957	975	1,004	1,046
A-10 School House	253	260	267	271	300	299
B-52	621	637	634	674	662	632
C-5 (Associate)	2,335	2,237	2,202	2,222	2,231	2,120
C-5 (Equipped)	2,342	2,246	2,209	2,238	2,330	2,252
C-9	210	215	219	202	200	184
C-130	5,827	5,705	5,672	5,891	6,046	6,071
MC-130 (AC-130)	815	800	816	849	868	794
WC-130	176	183	173	168	172	175
C-141 (Associate)	2,268	1,854	1,473	1,100	767	727
C-141 (Equipped)	2,087	2,075	2,118	2,196	2,252	2,004
C-17 (Associate)	1,113	1,342	1,556	1,900	2,154	2,011
F-16 (Equipped)	2,522	2,526	2,568	2,809	2,629	2,640
F-16 (Associate)	1	3	7	7	6	5
KC-10	905	886	874	881	934	862
KC-135 (Associate)	186	205	209	195	204	186
KC-135 (Equipped)	3,288	3,226	3,206	3,368	3,404	3,904
OA-10	899	837	86	88	97	107
AWACS	230	259	285	277	288	287
Aerial Port Sqdrn	6,766	6,652	6,599	6,869	6,872	6,541
Aeromed Evacuation Unit	1,969	1,870	1,686	1,495	1,483	1,412
Aero Rescue & Recovery Sqdrn	1,021	1,043	1,056	1,073	1,068	744
Flight Traing	3	11	15	17	15	17
Numbered Air Force	224	271	287	196	206	156
CE Sqdrn (Heavy Repair)	375	378	364	366	431	433
CE Unit	4,148	3,964	4,034	4,157	4,293	4,230



Table D-23

<b>AF RESERVE PERSONNEL</b>
-----------------------------

	FY98	FY99	FY00	FY01	FY02	FY03
Combat Log Spt Sqdrn	1,038	1,015	960	977	979	897
Med Services Sqdrn	4,698	4,741	4,776	4,963	5,110	5,163
Mobilization Aug Cat. "A" IMA	1,319	1,391	1,473	1,569	1,578	1,520
Basic Mil Tng Sqdrn	61	66	59	56	53	54
Communications Security	73	70	61	62	64	72
Information Systems Sqdrn	937	975	1,022	1,043	1,070	1,069
Space Com	85	110	141	182	204	194
Trans Com	19	26	27	30	40	31
Management HQs Support	45	52	44	51	60	65
Visual Information Activities	134	114	110	112	121	108
Air Logistics Center Aug	-	-	-	7	10	14
Base Communciation	-	-	-	18	26	23
Base Ops Support	22	19	29	47	60	60
Battlestaff Aug (ESC Sec Pol Sq)	40	44	48	55	60	63
Ground Combat Readiness	78	95	93	88	89	82
Security Investigative Activities	-	-	-	-	3	-
Services	1,024	1,032	1,031	1,012	1,054	1,105
Test & Evaluation	-	-	1	3	1	5
Traffice Cntr/Approach/Landir	1	7	9	12	11	11
Unknown	-	-	-	-	48	2
<b>24 - ANNUAL DRILL (1)</b>	<b>4,100</b>	<b>4,242</b>	<b>4,108</b>	<b>4,195</b>	<b>4,210</b>	<b>3,888</b>
<b>CATEGORY "D" IMA</b>	<b>-</b>	<b>1</b>	<b>-</b>	<b>-</b>	<b>-</b>	<b>-</b>
<b>NPS, ACTIVE DUTY TRAIN (2)</b>	<b>641</b>	<b>585</b>	<b>745</b>	<b>882</b>	<b>307</b>	<b>800</b>
<b>NPS, DELAY WITH PAY</b>	<b>271</b>	<b>394</b>	<b>616</b>	<b>936</b>	<b>2,367</b>	<b>1,966</b>
<b>FULL-TIME PERSONNEL</b>	<b>608</b>	<b>652</b>	<b>751</b>	<b>876</b>	<b>889</b>	<b>918</b>
<b>ACTIVE DUTY PERSONNEL</b>	<b>565</b>	<b>591</b>	<b>603</b>	<b>581</b>	<b>503</b>	<b>703</b>
<b>NON-PAID</b>	<b>46,610</b>	<b>44,384</b>	<b>40,133</b>	<b>36,681</b>	<b>30,817</b>	<b>27,718</b>
Obligated Reserve	33,013	32,216	29,870	26,306	20,642	23,105
Reinforcement Designee	13,597	12,168	10,263	10,375	10,175	4,606
Other	-	-	-	-	-	7
<b>STANDBY ENLISTED</b>	<b>4,349</b>	<b>4,441</b>	<b>4,400</b>	<b>5,024</b>	<b>4,458</b>	<b>4,298</b>
Active	714	814	748	1,397	918	784
Inactive	3,635	3,627	3,652	3,627	3,540	3,514
<b>RETIRED (3)</b>	<b>188,467</b>	<b>190,515</b>	<b>195,551</b>	<b>198,723</b>	<b>199,107</b>	<b>187,042</b>

## FOOTNOTES:

- (1) Individual Mobilization Augmentee.
- (2) NPS = Non-Prior Service.
- (3) Active and retired enlisted personnel with over 30 years total service are not included, but instead are subsumed within the Retired Regular Air Force category.

OPR: AF/REPP, Mr. Bill Limbrick, (703) 588-6001 or DSN 425-6001.



Table D-24

**AF MILITARY RETIREMENT PROGRAM  
POPULATION SUMMARY & COST  
(END STRENGTHS IN THOUSANDS,  
DOLLARS IN MILLIONS)**

	FY99	FY00	FY01	FY02	FY03
<b>TOTAL</b>	741	738	749	754	764
<b>Officer</b>	174	174	175	173	174
<b>Enlisted</b>	485	490	497	497	504
<b>Beneficiaries</b>	82	74	77	84	86
<b>THEN-YEARS \$</b>	11,871	12,116	12,572	12,921	13,230
<b>Officer</b>	5,110	5,237	5,408	5,535	5,649
<b>Enlisted</b>	6,210	6,362	6,610	6,779	6,867
<b>Beneficiaries</b>	551	517	554	607	714
<b>CONSTANT FY03 \$</b>	14,403	14,067	14,039	13,599	13,230
<b>Officer</b>	6,200	6,080	6,039	5,826	5,649
<b>Enlisted</b>	7,535	7,386	7,381	7,135	6,867
<b>Beneficiaries</b>	669	600	619	639	714

OPRs:

Manpower and Then Year Dollars: DFAS (Cleveland), Mr. William Tyminski, (216) 204-3736/3770

Constant FY03: SAF/FMCEE, Ms. Weber (703) 693-0676 or DSN 223-0676




Table D-25

**AF RETIRED MILITARY POPULATION BY GRADE  
(END STRENGTHS)**

	FY00	FY01	FY02	FY03
<b>GRAND TOTAL</b>	<b>664,751</b>	<b>670,363</b>	<b>671,452</b>	<b>764,479</b>
<b>OFFICER TOTAL</b>	<b>174,437</b>	<b>174,467</b>	<b>173,680</b>	<b>174,064</b>
<b>ENLISTED TOTAL</b>	<b>490,314</b>	<b>495,896</b>	<b>497,772</b>	<b>590,415</b>
<b>OFFICER DETAILS</b>				
General	2,356	2,361	2,392	2,400
Colonel	31,313	31,485	31,601	31,770
Lt Colonel	73,118	73,315	72,987	73,119
Major	48,030	47,970	47,791	47,942
Captain	14,138	14,123	14,162	5,364
1st Lieutenant	2,170	2,087	2,009	1,726
2nd Lieutenant	763	733	709	645
Warrant Officer	2,548	2,548	2,229	2,064
Unknown (Adjustment for Report Lags)	1	0	0	1
<b>ENLISTED DETAILS</b>				
Chief Master Sergeant	34,569	34,852	34,901	35,343
Senior Master Sergeant	56,416	56,911	50,968	57,903
Master Sergeant	196,419	199,891	192,071	206,753
Technical Sergeant	140,496	142,247	152,221	144,289
Staff Sergeant	47,703	47,200	52,130	45,766
Sergeant	8,109	8,080	8,751	7,798
Airman First Class	4,539	4,585	4,504	4,451
Airman	1,648	1,716	1,621	1,601
Airman Basic	414	416	399	394
Unknown (Adjustment for Report Lags)	1	0	6	5

OPR: DFAS (Cleveland), Mr. William Tyminski, (216) 204-3736.




Table D-26

**RETIRED MILITARY POPULATION BY DISABILITY CATEGORY**

	FY00	FY01	FY02	FY03
<b>GRAND TOTAL</b>	<b>853,796</b>	<b>688,096</b>	<b>671,023</b>	<b>678,199</b>
<b>NON-DISABILITY</b>	<b>614,975</b>	<b>622,882</b>	<b>626,826</b>	<b>635,630</b>
<b>TEMPORARY DISABILITY</b>	<b>867</b>	<b>886</b>	<b>900</b>	<b>813</b>
<b>PERMANENT DISABILITY</b>	<b>37,954</b>	<b>44,328</b>	<b>43,296</b>	<b>41,756</b>
<b>OFFICER TOTAL</b>	<b>174,170</b>	<b>174,551</b>	<b>174,071</b>	<b>174,064</b>
<b>Non-Disability</b>	<b>163,895</b>	<b>164,664</b>	<b>164,682</b>	<b>165,341</b>
<b>Temporary Disability</b>	<b>162</b>	<b>198</b>	<b>134</b>	<b>100</b>
<b>Permanent Disability</b>	<b>10,113</b>	<b>9,689</b>	<b>9,255</b>	<b>8,623</b>
<b>ENLISTED TOTAL</b>	<b>479,627</b>	<b>493,544</b>	<b>496,952</b>	<b>504,315</b>
<b>Non-Disability</b>	<b>451,080</b>	<b>458,218</b>	<b>462,145</b>	<b>470,289</b>
<b>Temporary Disability</b>	<b>705</b>	<b>688</b>	<b>766</b>	<b>713</b>
<b>Permanent Disability</b>	<b>27,842</b>	<b>34,639</b>	<b>34,041</b>	<b>33,313</b>

OPR: DFAS (Cleveland), Mr. William Tyminski, (216) 204-3736




Table D-27

**CIVILIAN PERMANENT AIR FORCE POSITIONS  
(PAID FROM FUNDS AVAILABLE TO THE AIR FORCE)**

	FY 97	FY98	FY99	FY00	FY01	FY02	FY03
EXECUTIVE SERVICE	167	159	159	164	169	181	161
GENERAL SCHEDULE (GS)	99,201	95,512	94,865	89,857	89,773	90,220	87,891
TOTAL	99,368	95,671	95,024	90,021	89,942	90,401	88,052
TOTAL NON-GS	38,163	36,609	35,842	36,929	33,989	35,166	32,118

GENERAL SCHEDULE DETAIL							
GS/GM-15	1,209	1,237	1,295	1,243	1,303	1,098	1,417
GS/GM-14	3,266	3,244	3,268	3,152	3,323	3,109	3,716
GS/GM-13	10,611	10,997	11,172	10,396	10,424	10,607	9,885
GS-12	19,758	18,937	18,320	16,856	16,838	18,144	17,157
GS-11	16,441	16,156	15,774	14,971	14,992	15,972	15,692
GS-10	826	792	770	731	732	714	621
GS-9	13,089	12,497	12,228	11,767	12,194	12,677	12,263
GS-8	1,332	1,209	1,233	1,197	1,205	1,204	1,120
GS-7	9,156	8,845	8,908	8,834	8,757	8,856	8,335
GS-1/6	23,513	21,598	21,897	20,710	20,005	17,839	17,685

NOTE: Total numbers will not match civilian total in Table D-2. Table D-2 civilian number counts all of the civilian AF end strength. Table D-27 excludes Title 32 employees (NGB), foreign national employees and temporary employees.

OPR: AF/DPLFR, Ms. P. Patrick, (703) 697-7486 or DSN 227-7486



**KEY PERSONNEL OF THE  
AIR FORCE SECRETARIAT  
AS OF SEPTEMBER 30, 2003**

<b>OFFICE OF THE SECRETARY</b>	
<b>The Secretary</b>	Honorable Dr. James Roche
<b>OFFICE OF THE UNDER SECRETARY</b>	
<b>The Under Secretary</b>	Honorable Peter Teets
<b>Deputy Under Secretary (International Affairs)</b>	Mr Bruce Lemkin
<b>Assistant Deputy</b>	Maj Gen Gration
<b>Director of Policy</b>	Ms Beth McCormick
<b>Chief, International Arms Division</b>	Col Kevin Lanzit
<b>Chief, Foreign Disclosure &amp; Technology Transfer Division</b>	Mr Dick Genaille
<b>Chief, Armaments Cooperation Division</b>	Col Duane Tripp
<b>Chief, Security Assistance Policy Division</b>	Ms Terry Bates
<b>Director of Regional Affairs</b>	Brig Gen Ron Yaggi
<b>Chief, Europe/NATO/Eurasia Division</b>	Col Rod Shaw
<b>Chief, Americas Division</b>	Col Mike Catlin
<b>Chief, Mideast/Africa Division</b>	Col Doug Gregory
<b>Chief, Pacific Division</b>	Col Rich Anderson
<b>Chief, Saudi Arabia Division</b>	Col Craig McLane
<b>Chief, Weapons Division</b>	Col Dennis Mitchell
<b>Chief, Staff Action Group</b>	Col Jeff Harrison
<b>OFFICE OF SMALL &amp; DISADVANTAGED BUSINESS UTILIZATION</b>	
<b>The Director</b>	Mr Joseph G. Diamond
<b>OFFICE OF THE ASSISTANT SECRETARY (FINANCIAL MANAGEMENT &amp; COMPTROLLER)</b>	
<b>The Assistant Secretary</b>	Honorable Michael Montelongo
<b>Principal Deputy Assistant Secretary (Financial Mgt)</b>	Ms BJ White-Olson (Acting)
<b>Management Systems Deputy</b>	Mr Ernest Fitzgerald
<b>Director, Budget &amp; Appropriations Liaison</b>	Col Pete Bunce
<b>Deputy Assistant Secretary (Budget)</b>	Maj Gen Stephen Lorenz
<b>Deputy for Budget</b>	Mr Robert Stuart
<b>Deputy Assistant Secretary (Financial Operations)</b>	Mr James Short
<b>Associate Dep Asst Secretary (Financial Operations &amp; Technology)</b>	Mr Richard Gustafson
<b>Associate Dep Asst Secretary (Compliance)</b>	Mr Vaughn Schlunz
<b>Deputy Assistant Secretary (Cost &amp; Economics)</b>	Mr Richard Hartley
<b>Associate Deputy for Cost &amp; Economics</b>	Ms BJ White-Olson
<b>OFFICE OF THE GENERAL COUNSEL</b>	
<b>The General Counsel</b>	Ms Mary L Walker
<b>Principal Deputy</b>	Mr Daniel Ramos
<b>Deputy GC for Fiscal, Ethics &amp; Civilian Personnel</b>	Mr Don Fox
<b>Deputy GC for International Affairs</b>	Mr Michael Zehner
<b>Deputy GC for Military Affairs</b>	Mr W Kipling Atlee, Jr
<b>Deputy GC for Installations &amp; Environment</b>	Ms Gina Guy
<b>Deputy GC for Acquisition</b>	Mr Ty Hughes
<b>Deputy GC for Contractor Responsibility</b>	Mr Steven Shaw
<b>Deputy GC for Dispute Resolution</b>	Mr Joseph McDade

NOTE: Inclusion or exclusion of a position from this roster has no official bearing on the incumbent's, or his or her unit's, relative importance to the AF mission.




Table D-28

**KEY PERSONNEL OF THE  
AIR FORCE SECRETARIAT  
AS OF SEPTEMBER 30, 2003**

<b>OFFICE OF THE ASSISTANT SECRETARY (SPACE) (1)</b>	
<b>OFFICE OF THE ASSISTANT SECRETARY (ACQUISITION)</b>	
<b>Assistant Secretary</b>	Honorable Dr. Marvin Sambur
<b>Principal Deputy Assistant Secretary</b>	Lt Gen John Corley
<b>Principal Dep Asst Sec for Acquisition &amp; Mgmt</b>	Vacant
<b>Deputy Assistant Secretary (Acquisition Integration)</b>	Mr Blaise Durante
<b>Deputy Assistant Secretary (Science, Technology &amp; Engineering)</b>	Mr Jim Engle
<b>Deputy Assistant Secretary (Contracting)</b>	Mr Charlie Williams
<b>Director (Info Dominance)</b>	Brig Gen Edward Mahan
<b>Director (Global Power)</b>	Maj Gen Mark Welsh
<b>Director (Global Reach)</b>	Maj Gen Wayne Hodges
<b>Director (Special Programs)</b>	Col David Bujold
<b>Director (Acquisition Center of Excellence)</b>	Ms Marty Evans
<b>Air Force Senior Acquisition Executive</b>	Honorable Dr. Marvin Sambur
<b>AFPEO for Airlift and Trainers</b>	Brig Gen Ted Bowlds
<b>AFPEO for Command &amp; Control and Combat Support</b>	Brig Gen Bob Dehnert
<b>AFPEO for Fighter &amp; Bomber Programs</b>	Maj Gen Rick Lewis
<b>PEO for Joint Strike Fighter</b>	Maj Gen John Hudson
<b>AFPEO for Services</b>	Mr Timothy Beyland
<b>AFPEO for Weapons</b>	Ms Judy Stokley
<b>OFFICE OF THE ASSISTANT SECRETARY (MANPOWER &amp; RESERVE AFFAIRS)</b>	
<b>The Assistant Secretary</b>	Honorable Michael Dominquez
<b>Principal Deputy Assistant Secretary</b>	Vacant
<b>Mobilization Assistant</b>	Brig Gen Jose Portela
<b>Deputy Assistant Secretary (Force Mgmt &amp; Personnel)</b>	Ms Kelly Craven
<b>Deputy Assistant Secretary (Reserve Affairs)</b>	Mr John Truesdell
<b>Director for AF Review Boards</b>	Mr Joe Lineberger
<b>Executive Director, AF Board for Correction of Military Records</b>	Mr Mack Burton
<b>Deputy for Equal Opportunity</b>	Ms Shirley Martinez
<b>Director, AF Personnel Council</b>	Col Wayne Newman
<b>Director, AF Civilian Appellate Review</b>	Ms Rita Looney
<b>OFFICE OF THE ASSISTANT SECRETARY (INSTALLATION, ENVIRONMENT, &amp; LOGISTICS)</b>	
<b>The Assistant Secretary</b>	Honorable Nelson Gibbs
<b>Principal Deputy Assistant Secretary</b>	Mr Ronald Orr
<b>Deputy Assistant Secretary (Installations)</b>	Mr Fredolin Kuhn
<b>Deputy Assistant Secretary (Environment, Safety &amp; Occupational Health)</b>	Ms Maureen Koetz
<b>Deputy Assistant Secretary (Basing &amp; Infrastructure Analysis)</b>	Mr Michael Aimone
<b>Director, Base Transition</b>	Mr Wellington Selden
<b>Director, AF Real Property Agency</b>	Mr Albert Lowas
<b>Director (Logistics)</b>	Ms Deborah Erickson

(1) This organization was disestablished in April 2002.


NOTE: Inclusion or exclusion of a position from this roster has no official bearing on the incumbent's, or his or her unit's, relative importance to the AF mission.



**KEY PERSONNEL OF THE  
AIR FORCE SECRETARIAT  
AS OF SEPTEMBER 30, 2003**

<b>OFFICE OF PUBLIC AFFAIRS</b>	
The Director	Brig Gen Ron Rand
Mobilization Augmentee	Brig Gen Tim White
Deputy Director	Vacant
Mobilization Augmentee	Col Janice Gunnoe
Chief, Strategic Communication	Col Willette Carter
Chief, Resources and Readiness	Col Chris Geisel
Chief, AF News and Information	Col Anthony Epifano
Assistant Director of Personnel/Reserve Advisor	Col Marty Hauser
Chief, Air Force Bands	Lt Col Mark Peterson
Chief, Public Communication	Col Donna Pastor
Chief, Media Operations	Col Alvina Mitchell
<b>OFFICE OF LEGISLATIVE LIAISON</b>	
The Director	Maj Gen Scott Custer
Deputy Director	Brig Gen David Edmonds
Chief, Air Operations	Ms Sandra Esty
Chief, Programs & Legislative	Col Groves
Chief, Weapon Systems	Lt Col Bowman
Chief, House Liaison	Col O'Boyle
Chief, Senate Liaison	Col McDew
Chief, Congressional Actions	Mr Skip Daly
Chief, Congressional Inquiry	Col Shubert
<b>OFFICE OF THE AUDITOR GENERAL</b>	
The Auditor General & AF Audit Agency	Mr James Speer
<b>OFFICE OF THE INSPECTOR GENERAL</b>	
The Inspector General	Lt Gen Raymond Huot
Deputy Inspector General	Maj Gen Jeff Musfeldt
Mobilization Augmentee	Brig Gen Robert Corley
Director (Inspections)	Col Russell Frasz
Director, Inquiries	Col Jim Worth
Director, Special Investigations	Col Michael McConnell
Director, Senior Official Inquiries	Col Norm Schaule
Advisor, Reserve Affairs	Col Maureen Tritle
Advisor, ANG Affairs	Lt Col Terry Davis

NOTE: Inclusion or exclusion of a position from this roster has no official bearing on the incumbent's, or his or her unit's, relative importance to the AF mission.




**KEY PERSONNEL OF THE  
AIR FORCE SECRETARIAT  
AS OF SEPTEMBER 30, 2003**

<b>OFFICE OF THE ADMINISTRATIVE ASSISTANT TO THE SECRETARY</b>	
<b>The Administrative Assistant</b>	<b>Mr William Davidson</b>
<b>Deputy Administrative Assistant</b>	<b>Mr Robert Corsi</b>
<b>Director, Departmental Publishing Office</b>	<b>Ms Carolyn Watkins-Taylor</b>
<b>Director, AF Declassification Office</b>	<b>Ms Linda Smith</b>
<b>Director (Plans, Programs and Budget)</b>	<b>Col Greg Bishop</b>
<b>Director (Security &amp; Special Programs)</b>	<b>Mr John B. Hennessey</b>
<b>Director, AF Art Program Office</b>	<b>Mr Russell Kirk</b>
<b>Director, AF Central Adjudication Facility</b>	<b>Col Joseph Schott</b>
<b>Chief, Military Personnel (1)</b>	
<b>Chief, Human Resources &amp; Manpower</b>	<b>Mrs Patti Robey</b>
<b>Chief, Facilities Support</b>	<b>Mr Hector Dittamo</b>
<b>Chief, Executive Dining Facilities</b>	<b>Mr Al Sisneros</b>
<b>Chief, HAF/CIO</b>	<b>Mr Jim Hundley</b>
<b>Chief, HAF/RM</b>	<b>Mrs Jo Ann Moore</b>
<b>Dep Dir, JCSG</b>	<b>Mr Doug McCoy</b>

NOTE: Inclusion or exclusion of a position from this roster has no official bearing on the incumbent's, or his or her unit's, relative importance to the AF mission.

(1) Chief of Military Personnel has been moved under HAF/ES and was Col Middleton as of 30 Sep 03.



**KEY AIR STAFF PERSONNEL  
AS OF SEPTEMBER 30, 2003**

<b>OFFICE OF THE CHIEF OF STAFF</b>	
<b>The Chief of Staff</b>	<b>Gen John Jumper</b>
<b>Vice Chief of Staff</b>	<b>Gen T. Michael Moseley</b>
<b>Assistant Vice Chief of Staff</b>	<b>Lt Gen Richard Brown II (Acting)</b>
<b>Chief Master Sergeant of the AF</b>	<b>CMSGT Gerald Murray</b>
<b>Deputy Chief of Staff (Personnel)</b>	<b>Lt Gen Richard Brown II</b>
<b>Deputy Chief of Staff (Air &amp; Space Ops)</b>	<b>Lt Gen Ronald Keys</b>
<b>Deputy Chief of Staff (Installations &amp; Logistics)</b>	<b>Lt Gen Michael Zettler</b>
<b>Deputy Chief of Staff (Plans &amp; Programs)</b>	<b>Lt Gen Duncan McNabb</b>
<b>Deputy Chief of Staff (Warfighting Integration)</b>	<b>Lt Gen Leslie Kenne</b>
<b>Director, Test &amp; Evaluation</b>	<b>Mr John Manclark</b>
<b>Director of Security Forces</b>	<b>Brig Gen James Shames</b>
<b>Chief, National Guard Bureau</b>	<b>Maj Gen Daniel James, Jr.</b>
<b>Chief of Air Force Reserve</b>	<b>Lt Gen James Sherrard III</b>
<b>Deputy to the Chief of AFR</b>	<b>Brig Gen William Rajczak</b>
<b>Chief of Safety</b>	<b>Maj Gen Ken Hess</b>
<b>Chief Scientist</b>	<b>Dr Alexander Levis</b>
<b>Judge Advocate General</b>	<b>Maj Gen Thomas Fiscus</b>
<b>Deputy Judge Advocate General</b>	<b>Maj Gen Jack Rives</b>
<b>The Civil Engineer</b>	<b>Brig Gen Earnest Robbins II</b>
<b>AF Historian</b>	<b>Mr William Heimdahl (acting)</b>
<b>Chairman, AF Scientific Advisory Board</b>	<b>Dr Robert Selden</b>
<b>Surgeon General</b>	<b>Lt Gen George Taylor</b>
<b>Chief of Chaplain Service</b>	<b>Maj Gen Lorraine Potter</b>

NOTE: Inclusion or exclusion of a position from this roster has no official bearing on the incumbent's, or his or her unit's, relative importance to the AF mission.




Table D-30

**KEY AIR FORCE COMMANDERS  
AS OF SEPTEMBER 30, 2003**

<b>AIR FORCE MATERIEL COMMAND</b>	
The Commander	Gen Gregory S. Martin
Commander (ASC)	Lt Gen R. Reynolds
Commander (ESC)	Lt Gen W. Looney
<b>AIR FORCE SPACE COMMAND</b>	
The Commander	Gen Lance Lord
14th Air Force	Maj Gen Michael Hamel
20th Air Force	Maj Gen Frank G. Klotz
Commander (SMC)	Lt Gen Brian Arnold
<b>AIR EDUCATION AND TRAINING COMMAND</b>	
The Commander	Gen Donald Cook
2nd Air Force	Maj Gen John Regni
19th Air Force	Maj Gen J. Sandstrom
Air University	Lt Gen Donald Lamontagne
<b>AIR MOBILITY COMMAND</b>	
The Commander	Gen John Handy
18th Air Force	Maj Gen Paul Essex
15th Expeditionary Mobility Task Force	Brig Gen Richard Perrault Jr
21st Expeditionary Mobility Task Force	Brig Gen Kurt Cichowski
<b>AIR COMBAT COMMAND</b>	
The Commander	Gen Hal Hornburg
1st Air Force	Maj Gen Craig McKinley
8th Air Force	Lt Gen Bruce Carlson
9th Air Force	Lt Gen Walter Buchanan III
12th Air Force	Lt Gen Randall Schmidt
<b>PACIFIC AIR FORCES</b>	
The Commander	Gen William Begert
5th Air Force	Lt Gen Thomas Waskow
7th Air Force	Lt Gen Lance Smith
11th Air Force	Lt Gen Carrol Chandler
13th Air Force	Maj Gen Dennis Larsen
<b>US AIR FORCES IN EUROPE</b>	
The Commander	Gen Robert Foglesong
3rd Air Force	Maj Gen Michael Wooley
16th Air Force	Lt Gen Glen Moorhead III
<b>AIR FORCE RESERVE COMMAND</b>	
The Commander	Lt Gen James Sherrard
4th Air Force	Brig Gen Robert Duignan
10th Air Force	Maj Gen David Tanzi
22nd Air Force	Maj Gen James Bankers

NOTE: Inclusion or exclusion of a position from this roster has no official bearing on the incumbent's, or his or her unit's, relative importance to the AF mission.



Table D-31

**KEY FIELD OPERATING AGENCY PERSONNEL  
AS OF SEPTEMBER 30, 2003**

AF Agency for Modeling & Simulation	Col David Votipka
AF Audit Agency	Mr James Speer
AF Center for Environmental Excellence	Mr Paul Parker
AF Civil Engineering Support Agency	Col Gus Elliott
AF Communications Agency	Col David Kovach
AF Cost Analysis Agency	Mr Richard Hartley
AF Historical Research Agency	Col Carol Sikes
AF Historical Support Agency	C.R. Andregg
AF Inspection Agency	Col David E. Snodgrass
Air Intelligence Agency	Maj Gen Lebras
AF Logistics Management Agency	Col Michael A. Morabito
AF Manpower & Innovation Agency	Col Bill Bennett
AF Medical Operations Agency	Brig Gen Gary Murray
AF Medical Support Agency	Col Patricia Lewis
AF News Agency	Col Anthony Epifano
AF Office of Special Investigations	Brig Gen Leonard Patterson
AF Pentagon Communications Agency	Col Gerald Alexander Jr
AF Personnel Center	Maj Gen Thomas O'Riordan
AF Services Agency	Col Joseph Mazzola
AF Real Property Agency (1)	Mr Albert Lowas Jr.
AF Studies & Analyses Agency	Dr Jacqueline Henningsen
AF Technical Applications Center	Col Craig Bendorf
Air National Guard Readiness Center	Brig Gen David Brubaker
Air Reserve Personnel Center	Col James Playford
Air Force Weather Agency	Col Charles Benson, Jr

**KEY DIRECT REPORTING UNIT PERSONNEL  
AS OF SEPTEMBER 30, 2003**

AF Operational Test & Evaluation Center	Maj Gen Felix Dupre
11th Wing	Col William Chambers
USAF Academy	Lt Gen Johnny Weida
AF Doctrine Center	Maj Gen David Macghee Jr

NOTE: Inclusion or exclusion of a position from this roster has no official bearing on the incumbent's, or his or her unit's, relative importance to the AF mission.

FOOTNOTE:

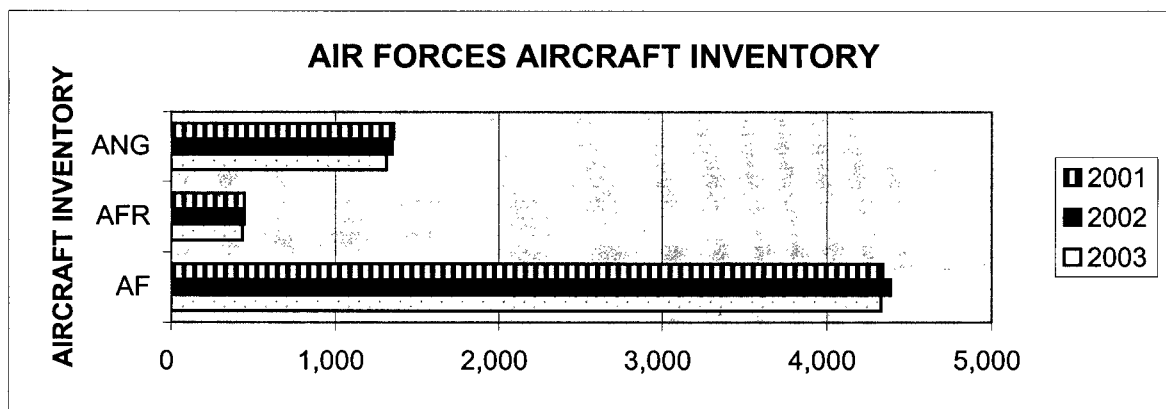
(1) In 2003 the Air Force merged the Air Force Base Conversion Agency and the Air Force Real Estate Agency to create the Air Force Real Property Agency.



Table E-1

**TOTAL AIRCRAFT INVENTORY (TAI) TRENDS**  
(AIR FORCE, AIR FORCE RESERVE, & AIR NATIONAL GUARD)

FY	REGULAR AIR FORCE (AF)	AIR FORCE RESERVE (AFR)	AIR NATIONAL GUARD (ANG)	TOTAL AIR FORCE
1982	7,125	447	1,647	9,219
1983	7,194	458	1,703	9,355
1984	7,253	464	1,688	9,405
1985	7,296	468	1,688	9,452
1986	7,270	467	1,782	9,519
1987	7,205	502	1,732	9,439
1988	7,195	491	1,730	9,416
1989	6,971	497	1,751	9,219
1990	6,813	500	1,719	9,032
1991	6,189	528	1,793	8,510
1992	5,425	524	1,693	7,642
1993	4,986	544	1,653	7,183
1994	4,764	468	1,586	6,818
1995	4,686	462	1,461	6,609
1996	4,499	448	1,426	6,373
1997	4,490	446	1,381	6,317
1998	4,447	430	1,351	6,228
1999	4,413	430	1,360	6,203
2000	4,401	442	1,362	6,205
2001	4,339	445	1,358	6,142
2002	4,387	446	1,350	6,183
2003	4,328	433	1,312	6,073



OPR: AF/XPPE, Ms. J. McCandless, (703) 614-7237 or DSN 224-7237



Table E-2

**AIR FORCE  
TOTAL AIRCRAFT INVENTORY (TAI) BY MISSION  
(1)**

	FY00	FY01	FY02	FY03
<b>AF TOTAL (US-OWNED ONLY) (2)</b>	<b>6205</b>	<b>6142</b>	<b>6183</b>	<b>6073</b>
<b>REGULAR AF TOTAL</b>	<b>4401</b>	<b>4339</b>	<b>4387</b>	<b>4328</b>
STRATEGIC BOMBER	181	181	183	173
TANKER	316	318	309	308
FIGHTER/ATTACK/INTERCEPTOR	1595	1553	1569	1566
RECONNAISSANCE	209	189	186	177
CARGO/TRANSPORT	570	549	541	529
SEARCH/RESCUE	12	13	13	17
HELICOPTER	168	164	162	165
TRAINER	1261	1283	1336	1305
OTHER	89	89	88	88
<b>RESERVE AF TOTAL</b>	<b>1804</b>	<b>1803</b>	<b>1796</b>	<b>1745</b>
ANG	1362	1358	1350	1312
AFR	442	445	446	433
<b>FOREIGN-OWNED TOTAL</b>	<b>99</b>	<b>101</b>	<b>103</b>	<b>94</b>

FOOTNOTES: (1) TAI = Primary Aircraft Inventory (PAI) + Backup Aircraft Inventory (BAI) + Attrition Reserve (AR).

(2) Excludes foreign-government owned aircraft.

OPR: AF/XPPE, Ms. J. McCandless, (703) 614-7237 or DSN 224-7237

Table E-3

**ICBM INVENTORY**

TYPE OF SYSTEM	FY 96	FY 97	FY98	FY99
MINUTEMAN III ICBM	530	530	500	500
PEACEKEEPER ICBM	50	50	50	50
<b>TOTAL ICBMs</b>	<b>580</b>	<b>580</b>	<b>550</b>	<b>550</b>

TYPE OF SYSTEM	FY00	FY01	FY02	FY03
MINUTEMAN III ICBM	500	500	500	500
PEACEKEEPER ICBM	50	50	50	29
<b>TOTAL ICBMs</b>	<b>550</b>	<b>550</b>	<b>550</b>	<b>529</b>

OPR: AF/XONO, Maj Stout (703) 697-0804 or DSN 227-0804



Table E-4

**AF SQUADRONS BY MISSION AREA**

	FY00	FY01	FY02	FY03
<b>GRAND TOTAL - ALL FORCES</b>	<b>473</b>	<b>366</b>	<b>383</b>	<b>391</b>
<b>ACTIVE FORCES</b>	<b>304</b>	<b>219</b>	<b>227</b>	<b>233</b>
<b>Attack</b>	<b>12</b>	<b>14</b>	<b>14</b>	<b>13</b>
<b>Bomber</b>	<b>16</b>	<b>14</b>	<b>12</b>	<b>14</b>
<b>Cargo/Transport</b>	<b>53</b>	<b>46</b>	<b>47</b>	<b>49</b>
<b>Fighter</b>	<b>96</b>	<b>56</b>	<b>54</b>	<b>58</b>
<b>Helicopters</b>	<b>17</b>	<b>18</b>	<b>19</b>	<b>18</b>
<b>Rescue</b>	<b>1</b>	<b>2</b>	<b>2</b>	<b>3</b>
<b>Reconnaissance</b>	<b>30</b>	<b>24</b>	<b>23</b>	<b>23</b>
<b>Tankers</b>	<b>23</b>	<b>23</b>	<b>23</b>	<b>21</b>
<b>Trainers</b>	<b>48</b>	<b>22</b>	<b>23</b>	<b>25</b>
<b>Others</b>	<b>8</b>	<b>10</b>	<b>10</b>	<b>9</b>
<b>AIR RESERVE FORCES</b>	<b>169</b>	<b>147</b>	<b>156</b>	<b>158</b>
<b>ANG</b>	<b>121</b>	<b>106</b>	<b>114</b>	<b>117</b>
<b>AFR</b>	<b>48</b>	<b>41</b>	<b>42</b>	<b>41</b>

OPR: AF/XPPE, Ms J. McCandless, (703) 614-7237 or DSN 224-7237



Table E-5

**AIRCRAFT & MISSILE PROCUREMENT  
(EXCLUDES R&D VEHICLES)**

<b>AIRCRAFT PROCUREMENT QUANTITIES</b>	<b>FY99</b>	<b>FY00</b>	<b>FY01</b>	<b>FY02</b>	<b>FY03</b>
CIVIL AIR PATROL A/C	27	27	50	27	27
JPATS	22	29	34	40	35
E-8 B/C	2	1	1	1	1
PREDATOR UAV	7	7	7	6	7
C-32A	2	0	0	0	0
SMALL VCX (C-37A)	4	0	0	0	0
OPERATIONAL SUPPORT AIRCRAFT	0	1	1	0	0
C-32B FEST/DEST	0	1	0	1	0
C-17 (MYP)	13	15	12	15	15
C-130J	0	0	2	2	0
EC-130J	1	1	0	0	0
WC-130	1	0	0	0	0
F-16 C/D (MYP)	1	10	4	0	0
F-15A/B/C/D/E	0	5	5	0	0
F22 (Raptor)	0	0	0	13	20
<b>TOTAL</b>	<b>80</b>	<b>97</b>	<b>116</b>	<b>105</b>	<b>105</b>
<b>MISSILE PROCUREMENT QUANTITIES</b>					
	<b>FY99</b>	<b>FY00</b>	<b>FY01</b>	<b>FY02</b>	<b>FY03</b>
JOINT STANDOFF WEAPON	86	74	0	35	22
AMRAAM	180	163	170	190	124
MEDIUM LAUNCH VEHICLE(SPACE)	5	0	0	0	0
EVOLVED EXPENDABLE LAUNCH VEH.	0	1	3	0	1
JASSM	0	0	0	76	100
SIDEWINDER	0	0	0	138	286
PREDATOR HELLFIRE	0	0	0	0	137
<b>TOTAL</b>	<b>271</b>	<b>238</b>	<b>173</b>	<b>439</b>	<b>670</b>

## NOTES:

Programs without procurement in the last 5 years are no longer listed.

## SOURCE:

Department of Defense Budget, Fiscal Year 2004, Procurement Programs (P-1). Pages F-1 through F-15.

## OPR:

Aircraft Procurement, Robert Branch, SAF/FMBIZ, 703-614-5704, DSN 224-5704

Missile Procurement, Maj Randy Fisher, SAF/FMBIX, 703-614-5701, DSN 224-5701.



Table E-6

**AIR FORCE  
SELECTED TOTAL AIRCRAFT INVENTORY (TAI)  
BY MISSION/DESIGNATION**

	FY98	FY99	FY00	FY01	FY02	FY03
<b>GRAND TOTAL</b>	<b>4447</b>	<b>4413</b>	<b>4401</b>	<b>4339</b>	<b>4387</b>	<b>4328</b>
<b>ATTACK</b>	<b>147</b>	<b>144</b>	<b>150</b>	<b>149</b>	<b>146</b>	<b>144</b>
A-10	126	123	129	128	125	123
AC-130	21	21	21	21	21	21
<b>BOMBER</b>	<b>179</b>	<b>179</b>	<b>181</b>	<b>181</b>	<b>183</b>	<b>173</b>
B-1	73	73	75	75	78	67
B-2	21	21	21	21	21	21
B-52	85	85	85	85	84	85
<b>CARGO</b>	<b>610</b>	<b>592</b>	<b>570</b>	<b>550</b>	<b>541</b>	<b>529</b>
C-5	81	81	81	81	81	81
C-9	23	23	23	23	23	6
C-12	34	32	30	27	27	27
C-17	43	55	67	76	92	109
C-20	13	13	13	13	12	10
C-21	76	76	75	76	76	75
VC-25	2	2	3	2	2	2
C-27	7	-	-	-	-	-
C-32	2	4	4	4	4	4
C-37	-	-	-	6	9	9
C-40	-	-	-	-	-	2
C-41	-	-	-	2	2	2
C-130	191	191	192	191	191	187
C-135	4	4	4	2	2	2
C-137	4	2	1	1	-	-
C-141	122	101	69	39	14	10
EC-137	1	1	1	1	-	-
NC-130	4	2	2	2	2	2
NC-135	-	-	-	1	1	1
NT/T-39	3	3	3	3	3	-
<b>FIGHTER</b>	<b>1,462</b>	<b>1,450</b>	<b>1,445</b>	<b>1,404</b>	<b>1,423</b>	<b>1,422</b>
F-15	615	614	614	608	609	608
F-16	792	777	773	735	751	742
F/A-22	2	2	3	6	8	17
F-117	53	53	52	52	52	52
YF-15	1	1	-	-	-	-
YF-117	3	3	3	3	3	3
<b>HELICOPTER</b>	<b>165</b>	<b>165</b>	<b>168</b>	<b>164</b>	<b>162</b>	<b>165</b>
UH-1	63	63	62	62	62	61
H-53	46	44	43	38	36	36
H-60	56	58	63	64	64	68




Table E-6

**AIR FORCE**  
**SELECTED TOTAL AIRCRAFT INVENTORY (TAI)**  
**BY MISSION/DESIGNATION**

	FY98	FY99	FY00	FY01	FY02	FY03
<b>TANKER</b>	314	317	316	318	309	308
KC-10	59	59	59	59	59	59
KC-135	255	255	254	256	247	246
NKC-135	3	3	3	3	3	3
<b>TRAINER</b>	1,270	1,247	1,261	1,282	1,336	1,306
TC-18	2	2	4	2	2	-
TC-130	-	-	-	-	1	1
TC-135	2	2	2	2	2	2
TG-3	3	3	3	3	3	3
TG-4	14	14	14	14	14	14
TG-7	9	9	9	9	9	9
TG-9	4	4	4	4	4	4
TG-10	1	1	1	1	16	21
TG-11	2	2	2	2	2	2
TG-14	-	-	-	-	5	14
T-1	179	180	180	180	180	180
T-3	110	110	110	110	110	110
T-6	-	1	13	34	81	110
T-37	418	417	417	415	404	333
T-38	416	416	416	413	458	458
AT-38	93	93	93	77	31	31
CT-39	3	1	-	-	-	-
T-41	3	3	3	6	4	4
C/T-43	11	11	11	10	10	10
<b>OTHER</b>	96	98	89	89	88	88
OA-10	91	93	84	84	83	83
OC-135	2	2	2	2	2	2
UV-18	3	3	3	3	3	3
<b>RESCUE (HC-130)</b>	9	9	12	13	13	17
<b>RECONNAISSANCE</b>	224	190	188	189	186	176
EC-18	3	3	3	3	-	-
EC-130	22	22	22	22	20	15
EC-135	9	3	3	2	2	-
E-3	32	32	32	32	31	32
E-4	4	4	4	4	4	4
E-8	5	5	8	11	14	15
TE-8	-	-	1	1	1	1
MC-130	53	55	48	48	45	44



Table E-6

**AIR FORCE  
SELECTED TOTAL AIRCRAFT INVENTORY (TAI)  
BY MISSION/DESIGNATION**

<b>RECON (CONT.)</b>	<b>FY98</b>	<b>FY99</b>	<b>FY00</b>	<b>FY01</b>	<b>FY02</b>	<b>FY03</b>
RC-135	19	21	21	21	21	21
WC-135	2	2	2	2	2	2
RQ-1	4	6	6	8	8	6
RQ-4	-	-	-	-	-	2
SR-71	2	-	-	-	-	-
U-2	31	31	31	31	31	29
TU-2	4	4	4	4	4	5

OPR: AF/XPPE, Ms. J. McCandless, (703) 614-7237 or DSN 224-7237



Table E-7

**AIR FORCE RESERVE  
SELECTED TOTAL AIRCRAFT INVENTORY (TAI)  
BY MISSION/DESIGNATION**

	FY98	FY99	FY00	FY01	FY02	FY03
<b>GRAND TOTAL</b>	430	430	442	436	436	433
<b>ATTACK (A-10)</b>	27	27	44	44	44	44
<b>BOMBER (B-52)</b>	9	9	9	9	9	9
<b>CARGO</b>	175	182	183	184	184	175
<b>C-5</b>	32	32	32	32	32	32
<b>C-130</b>	110	111	107	107	107	103
<b>C-141</b>	33	39	44	45	45	40
<b>FIGHTER (F-16)</b>	72	70	70	70	70	70
<b>HELICOPTER (H-60)</b>	23	23	23	23	23	18
<b>OTHER (OA-10)</b>	23	23	8	8	8	7
<b>TANKER (KC-135)</b>	70	69	69	70	68	70
<b>RECON (MC/WC-130)</b>	23	19	28	28	30	34
<b>RESCUE (HC-130)</b>	7	7	8	9	10	6

OPR: AF/XPPE, Ms. J. McCandless, (703) 614-7237 or DSN 224-7237



Table E-8

**AIR NATIONAL GUARD  
SELECTED TOTAL AIRCRAFT INVENTORY (TAI)  
BY MISSION/DESIGNATION**

	FY98	FY99	FY00	FY01	FY02	FY03
<b>GRAND TOTAL</b>	<b>1,351</b>	<b>1,360</b>	<b>1,362</b>	<b>1,349</b>	<b>1,341</b>	<b>1,303</b>
<b>ATTACK (A-10)</b>	<b>75</b>	<b>76</b>	<b>76</b>	<b>76</b>	<b>76</b>	<b>76</b>
<b>BOMBER (B-1)</b>	<b>20</b>	<b>20</b>	<b>18</b>	<b>18</b>	<b>-</b>	<b>-</b>
<b>CARGO</b>	<b>258</b>	<b>264</b>	<b>272</b>	<b>268</b>	<b>272</b>	<b>260</b>
C-5	13	13	13	13	13	13
C-21	2	2	2	2	2	2
C-22	3	3	3	3	2	2
C-32	-	-	-	-	-	1
C-38	2	2	2	2	2	2
C-40	-	-	-	-	2	2
C-130	218	220	227	221	223	219
LC-130	7	8	7	8	10	10
C-135	1	1	1	1	1	-
C-141	12	15	17	18	17	9
<b>FIGHTER</b>	<b>695</b>	<b>700</b>	<b>695</b>	<b>699</b>	<b>696</b>	<b>675</b>
F-15	115	116	126	126	126	126
F-16	580	584	569	573	570	549
<b>HELICOPTER (H-60)</b>	<b>18</b>	<b>18</b>	<b>18</b>	<b>18</b>	<b>18</b>	<b>17</b>
<b>TANKER (KC-135)</b>	<b>224</b>	<b>223</b>	<b>223</b>	<b>221</b>	<b>231</b>	<b>227</b>
<b>TRAINER (T-43)</b>	<b>40</b>	<b>-</b>	<b>-</b>	<b>-</b>	<b>-</b>	<b>-</b>
<b>OTHER</b>	<b>40</b>	<b>37</b>	<b>38</b>	<b>37</b>	<b>37</b>	<b>37</b>
OA-10	26	25	26	26	26	26
C-26	14	12	12	11	11	11
<b>RECONNAISSANCE</b>	<b>8</b>	<b>10</b>	<b>12</b>	<b>12</b>	<b>11</b>	<b>11</b>
EC-130	8	8	8	8	7	7
MC-130	-	2	4	4	4	4
<b>RESCUE (HC-130)</b>	<b>13</b>	<b>-</b>	<b>-</b>	<b>9</b>	<b>9</b>	<b>9</b>

OPR: AF/XPPE, Ms. J. McCandless, (703) 614-7237 or DSN 224-7237




Table E-9

**AF RESERVE FLYING UNIT LOCATIONS  
BY STATE FOR FY 03**

<b>ALABAMA</b>	Maxwell AFB	<b>MINNESOTA</b>	Minneapolis-St. Paul IAP
<b>ARIZONA</b>	Luke AFB Davis-Monthan AFB	<b>MISSISSIPPI</b>	Keesler AFB
<b>CALIFORNIA</b>	March ARB Beale AFB Travis AFB	<b>MISSOURI</b>	Columbus AFB Whiteman AFB
<b>COLORADO</b>	Peterson AFB	<b>NEW YORK</b>	Niagara Falls ARS
<b>DELAWARE</b>	Dover AFB	<b>NEW JERSEY</b>	McGuire AFB
<b>FLORIDA</b>	Homestead ARB Patrick AFB Eglin AFB Aux 3 (Duke Field)	<b>NORTH CAROLINA</b>	Seymour Johnson AFB
<b>GEORGIA</b>	Dobbins ARB Moody AFB	<b>OHIO</b>	Wright-Patterson AFB Youngstown-Warren Reg APT
<b>INDIANA</b>	Grissom ARB	<b>OKLAHOMA</b>	Vance AFB Tinker AFB
<b>ILLINOIS</b>	Scott AFB	<b>OREGON</b>	Portland IAP
<b>KANSAS</b>	McConnell AFB	<b>PENNSYLVANIA</b>	Pittsburgh IAP Willow Grove ARS
<b>LOUISIANA</b>	Barksdale AFB NAS JRB New Orleans	<b>SOUTH CAROLINA</b>	Charleston AFB
<b>MARYLAND</b>	Andrews AFB	<b>TEXAS</b>	NAS JRB Ft Worth Lackland AFB Laughlin AFB Randolph AFB
<b>MASSACHUSETTS</b>	Westover ARB	<b>UTAH</b>	Hill AFB
<b>MICHIGAN</b>	Selfridge AGB	<b>WASHINGTON</b>	McChord AFB
		<b>WISCONSIN</b>	Gen Mitchell IAP

OPR: AF/ILEPB, Mrs. Matthews, (703) 604-5210 or DSN 664-5210




Table E-10

**AIR NATIONAL GUARD FLYING UNIT LOCATIONS  
BY STATE AND TERRITORY FOR FY 03**

ALABAMA	Birmingham IAP Dannelly Field	MARYLAND	Andrews AFB Martin State APT	N. DAKOTA	Hector IAP
ALASKA	Eielson AFB Kulis AGS	MASSACHUSETTS	Barnes MAP Otis AGB	OHIO	Mansfield Lahm APT Rickenbacker IAP AGS Springfield-Beckley MAP AGS Toledo Exp. APT
ARIZONA	Phoenix-Sky Harbor IAP Tucson IAP	MICHIGAN	Selfridge AGB W. K. Kellogg Airport	OKLAHOMA	Tulsa IAP Will Rogers World Airport
ARKANSAS	Ft. Smith Reg APT Little Rock AFB	MINNESOTA	Duluth IAP Minneapolis- St. Paul IAP	OREGON	Klamath Falls IAP Portland IAP
CALIFORNIA	Fresno Air Term March ARB Moffett Fed Airfld Channel Is. AGS	MISSISSIPPI	Jackson IAP Key Field	PENNSYLVANIA	Pittsburgh IAP Harrisburg IAP Willow Grove ARS
COLORADO	Buckley AFB Peterson AFB	MISSOURI	Lambert-St. Louis IAP Rosecrans Mem Airport	PUERTO RICO	Luis Munoz Marin IAP
CONNECTICUT	Bradley IAP			RHODE ISLAND	Quonset State APT
DELAWARE	New Castle County Airport			S. CAROLINA	McEntire AGS
FLORIDA	Jacksonville IAP	MONTANA	Great Falls IAP	S. DAKOTA	Joe Foss Field
GEORGIA	Robins AFB Savannah IAP	NEBRASKA	Lincoln MAP	TENNESSEE	McGhee Tyson APT Memphis IAP Nashville IAP
HAWAII	Hickam AFB	NEVADA	Reno-Tahoe IAP		
IDAHO	Boise Air Term	N. HAMPSHIRE	Pease Int'l Tradeport AGS	TEXAS	Ellington Field NAS JRB Ft Worth Kelly Fld Annex
ILLINOIS	Capital Airport Gtr Peoria APT Scott AFB	NEW JERSEY	Atlantic City IAP McGuire AFB		
INDIANA	Ft. Wayne IAP Hulman Reg. APT	NEW MEXICO	Kirtland AFB	UTAH	Salt Lake City IAP
IOWA	Des Moines IAP Sioux Gtwy APT	NEW YORK	Hancock Field Niagara Falls IAP Schenectady APT Stewart IAP Francis S. Gabreski APT	VERMONT	Burlington IAP
KANSAS	Forbes Field McConnell AFB			VIRGINIA	Richmond IAP
KENTUCKY	Louisville IAP			WASHINGTON	Fairchild AFB
LOUISIANA	NAS JRB New Orleans	N. CAROLINA	Charlotte/ Douglas IAP	W. VIRGINIA	EWVR/Shepherd Fld Yeager Airport
MAINE	Bangor IAP			WISCONSIN	Truax Field Gen Mitchell IAP
				WYOMING	Cheyenne Airport

OPR: AF/ILEPB, Mrs. Matthews, (703) 604-5210 or DSN 664-5210



Table E-11

**FLYING HOURS (FH) STRATIFIED BY  
REGULAR AND RESERVE FORCES, MAJCOM, AND FOA  
(FLYING HOURS IN THOUSANDS)**

	FY98	FY99	FY00	FY01	FY 02	FY03
<b>PROGRAMMED FH</b>	2148.6	2146.4	2154.8	2094.5	2088.2	2085.7
<b>ACTUAL FH</b>	2111.2	2131	2036.7	2065.8	2363.8	2376.5
<b>% ACTUAL vs. PROGRAMMED</b>	98.3	99.3	94.5	98.6	113.2	113.9
<b>REGULAR/RESERVE FORCE</b>						
Regular Forces	1604.5	1633.8	1555.3	1574.3	1767.5	1756.8
Reserve Forces	506.7	497.4	481.4	520.2	596.2	619.6
<b>MAJCOM/FOA DETAIL</b>						
AF Academy	13.0	11.7	12.4	13.1	12.7	9.6
AF Materiel Command	22.2	21.4	20.5	25.5	16.4	17.9
AFR Forces	142.9	141.2	139.5	150.4	186.0	193.2
Air Forces Europe	97	107.3	83.2	92.3	89.4	91.9
ANG Forces	363.8	356.3	341.9	369.3	410.2	426.4
Air Mobility Command	374.1	379.6	327.9	357.9	460.5	495.5
Pacific Air Forces	129.6	130.0	127.6	128.1	134.5	136.0
Air Combat Command	387.2	371.7	370.1	353.5	421.2	385.2
Special Operations Command	49.1	47.5	47.2	44.1	50.0	39.8
Space Command	9.6	8.6	8.3	8.6	8.5	8.6
Air Education & Training Command	522.7	555.6	558.1	551.2	551.2	572.4




Table E-12

**AF FLYING HOURS (FH) STRATIFIED BY  
AIRCRAFT MISSION/DESIGNATION  
(FLYING HOURS IN THOUSANDS)  
(1) & (2)**

	FY98	FY99	FY00	FY01	FY 02	FY 03
<b>TOTAL</b>	<b>950.0</b>	<b>984.8</b>	<b>874.8</b>	<b>898.3</b>	<b>983.5</b>	<b>1014.9</b>
<b>ATTACK</b>	<b>59.3</b>	<b>54.8</b>	<b>53.9</b>	<b>54.9</b>	<b>58.3</b>	<b>53.6</b>
A-10	51.1	46.8	45.9	46.9	45.6	44.8
AC-130	8.2	8.0	8.0	8.0	12.7	8.8
<b>BOMBER</b>	<b>41.4</b>	<b>40.6</b>	<b>44.3</b>	<b>44.9</b>	<b>59.7</b>	<b>53.1</b>
B-1	18.0	16.8	19.8	19.8	23.1	21.0
B-2	3.1	4.6	5.4	5.7	6.9	7.7
B-52	20.3	19.2	19.1	19.4	29.7	24.4
<b>CARGO/TRANSPORT</b>	<b>363.9</b>	<b>358.9</b>	<b>321.6</b>	<b>343.2</b>	<b>399.0</b>	<b>442.8</b>
C-5	52.6	46.1	42.6	46.9	67.9	75.8
C-9	21.4	20.2	19.9	21.3	20.0	19.2
C-12	5.7	4.4	3.7	3.9	3.6	3.5
C-17	42.6	56.7	58.4	81.1	109.9	160.0
C-20	6.8	6.8	5.6	5.5	5.4	4.5
C-21	44.2	45.2	45.0	47.5	48.4	45.7
C-23	-	-	-	-	-	-
VC-25	0.6	0.8	0.6	0.5	0.7	0.5
C-27	2.9	1.0	-	-	-	-
C-32	0.5	2.7	3.1	2.9	2.5	2.2
C-37	0.6	1.1	1.9	3.0	5.8	6.9
C-40	-	-	-	-	-	1.7
C-130	100.7	102.0	91.2	96.2	116.1	112.7
C-135	0.9	1.5	1.8	1.1	0.7	0.7
C-137	2.5	0.7	0.6	0.3	-	-
C-141	81.9	69.7	47.2	33.0	18.0	9.4
<b>FIGHTER/INTERCEPTOR</b>	<b>397.7</b>	<b>396.3</b>	<b>374.3</b>	<b>372.7</b>	<b>384.3</b>	<b>384.8</b>
F-4	-	-	-	-	-	-
F-15	165.4	164.6	155.0	157.2	165.3	166.5
F-16	220.0	218.5	206.0	202.7	206.0	206.0
F-22	-	-	-	-	-	0.1
F-111	-	-	-	-	-	-
F-117	12.3	13.2	13.3	12.8	13.0	12.2
<b>HELICOPTER</b>	<b>50.3</b>	<b>49.8</b>	<b>49.5</b>	<b>50.9</b>	<b>49.2</b>	<b>46.6</b>
HH-1/UH-1	0.8	-	-	-	-	-
UH-1	19.0	19.4	19.0	19.9	19.2	19.3
MH-53/TH-53	13.9	13.6	14.3	13.6	13.6	10.9
HH-60	13.6	14.3	16.1	17.4	16.4	16.4
MH-60	3.0	2.5	0.1	-	-	-
<b>OBSERVATION/UTILITY</b>	<b>37.4</b>	<b>35.6</b>	<b>31.2</b>	<b>31.7</b>	<b>33.0</b>	<b>34.0</b>
OA-10	35.4	33.6	29.0	29.7	31.1	31.8
OA-37	-	-	-	-	-	-
UV-18	2.0	2.0	2.2	2.0	1.9	2.2
OC-135	-	-	-	-	0.0	0.9



Table E-12

**AF FLYING HOURS (FH) STRATIFIED BY  
AIRCRAFT MISSION/DESIGNATION  
(FLYING HOURS IN THOUSANDS)  
(1) & (2)**

	FY98	FY99	FY00	FY01	FY 02	FY 03
<b>RECON/ELECT</b>	<b>77.2</b>	<b>70.5</b>	<b>70.3</b>	<b>72.4</b>	<b>97.5</b>	<b>72.9</b>
E-3	20.1	19.2	18.1	19.5	20.0	21.7
E-4	1.4	1.3	1.4	1.8	1.5	1.4
E-8 (3)	1.7	3.3	3.6	5.3	7.4	0.0
E-9	0.6	0.5	0.6	0.7	0.6	0.7
RF-4	-	-	-	-	-	-
EC-18	0.4	0.5	0.9	0.5	7.4	0.0
EF-111	3.2	-	-	-	-	-
EC-130	9.4	11.3	10.5	10.4	9.2	6.4
MC-130	22.8	21.4	23.1	20.0	23.3	19.4
WC-130	0.0	-	-	0.9	-	0.0
EC-135	4.2	1.0	1.1	1.3	1.2	0.4
RC-135	11.1	10.5	9.6	10.2	11.4	11.3
TC-135	1.7	1.0	0.8	0.8	0.7	1.3
WC-135	0.6	0.5	0.6	1.0	0.4	0.7
RQ-1/4	3.0	4.9	4.1	6.5	14.4	9.6
<b>RESCUE (HC-130)</b>	<b>0.5</b>	<b>3.1</b>	<b>3.7</b>	<b>4.4</b>	<b>5.4</b>	<b>6.1</b>
<b>TANKER</b>	<b>133.5</b>	<b>143.7</b>	<b>117.0</b>	<b>115.9</b>	<b>177.4</b>	<b>166.9</b>
KC-10	34.4	40.7	33.8	30.8	61.9	46.8
KC-135	99.1	103.0	83.2	85.1	115.5	120.1
<b>TRAINER</b>	<b>403.5</b>	<b>444.5</b>	<b>457.7</b>	<b>450.2</b>	<b>463.1</b>	<b>477.4</b>
TG-3	0.4	0.3	0.4	0.5	0.4	0.0
TG-4	5.7	4.6	5.1	5.7	5.9	0.0
TG-7	3.1	3.1	2.9	2.8	2.7	0.8
TG-9	0.8	0.8	0.8	0.7	0.7	0.1
TG-10	-	-	-	-	-	4.9
TG-11	0.2	0.2	0.1	0.2	0.6	0.0
TG-14A	-	-	-	-	-	0.9
T-1	78.6	99.0	102.4	97.3	102.4	100.2
T-3	2	2	2	2	2	0
T-6	-	-	-	7.7	26.6	46.1
T-37	164.0	184.9	185.9	182.2	192.9	175.0
T-38	121.2	121.9	128.0	123.6	123.7	137.0
AT-38	21.2	21.7	23.0	21.3	0	7.0
T-39	0.2	0.1	0.2	0.2	0.1	0.1
T-41	0.8	0.8	1.1	0.9	0.7	0.8
T-43	5.3	5.1	5.8	5.1	4.4	4.6
<b>OTHER(4)</b>	<b>23.9</b>	<b>48.8</b>	<b>56.8</b>	<b>84.0</b>	<b>42.6</b>	<b>17.6</b>

## FOOTNOTES:

- (1) Totals may not add due to rounding.
- (2) Flight Operations Suspended
- (3) E8s transferred from ACC to ANG
- (4) For FY99--includes contingency support, TWCF, Defense Health Medical, RDT&E and reimbursable hours for foreign government training.

OPR: AF/XOOT, Ms. D. O'Neil (703) 697-0578 or DSN 227-0578

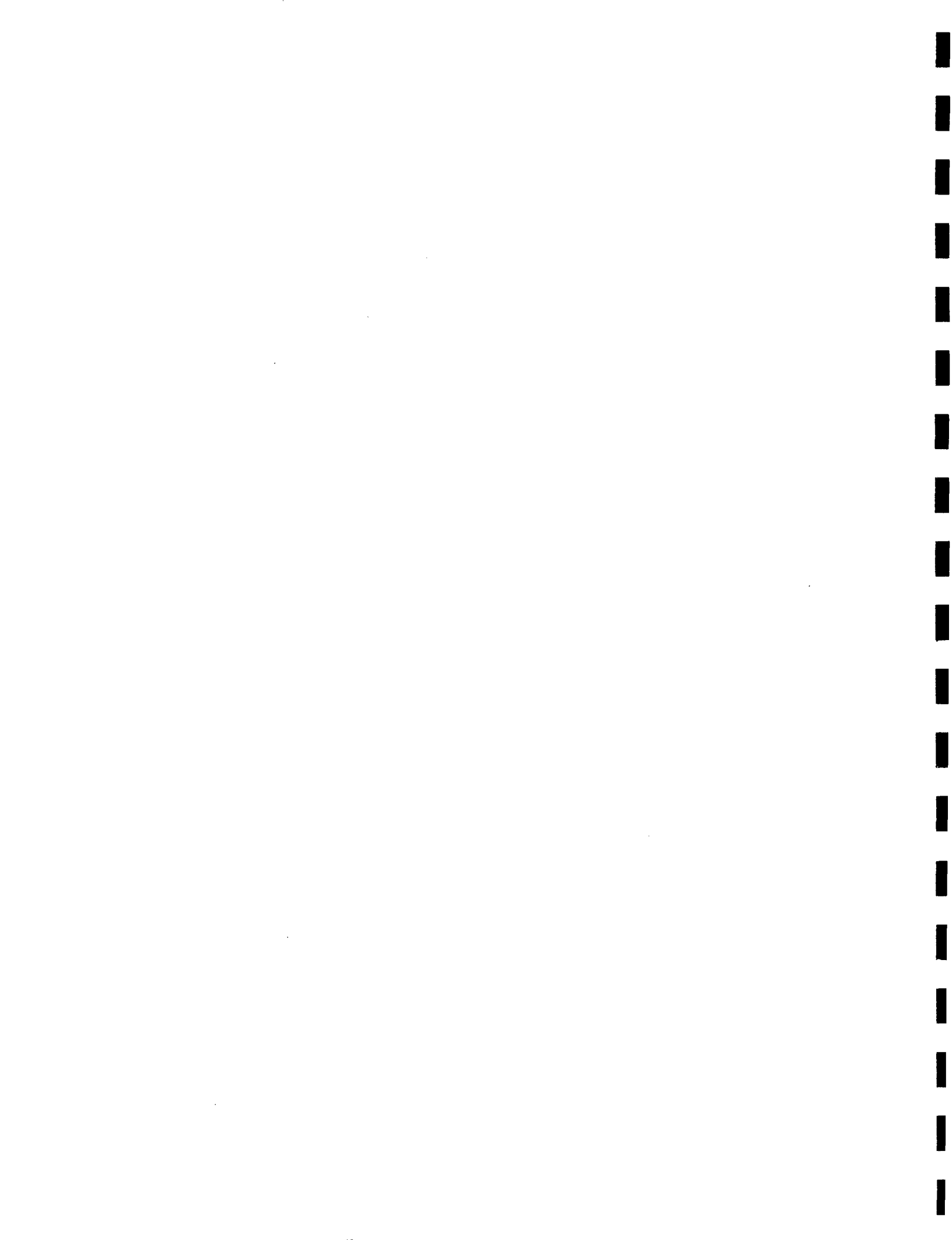


Table E-13

**FLYING HOURS (FH) STRATIFIED BY  
AF RESERVE MISSION/DESIGNATION  
(FLYING HOURS IN THOUSANDS)**

	FY98	FY99	FY00	FY01	FY02	FY03
<b>TOTAL (1) &amp; (2)</b>	<b>143.2</b>	<b>141.7</b>	<b>139.3</b>	<b>141.2</b>	<b>189.1</b>	<b>189.7</b>
<b>ATTACK</b>	<b>12.2</b>	<b>13.0</b>	<b>6.8</b>	<b>11.7</b>	<b>7.1</b>	<b>13.7</b>
<b>A-10/OA10 (3)</b>	<b>12.3</b>	<b>13.0</b>	<b>6.8</b>	<b>11.7</b>	<b>7.1</b>	<b>13.7</b>
<b>TRANSPORT</b>	<b>58.3</b>	<b>58.2</b>	<b>57.9</b>	<b>58.2</b>	<b>78.6</b>	<b>94.8</b>
<b>C-5</b>	<b>8.7</b>	<b>8.7</b>	<b>7.3</b>	<b>8.4</b>	<b>20.1</b>	<b>20.1</b>
<b>C-130</b>	<b>36</b>	<b>36.4</b>	<b>38.3</b>	<b>35.6</b>	<b>39.4</b>	<b>42.4</b>
<b>C-141</b>	<b>13.6</b>	<b>13.1</b>	<b>12.3</b>	<b>14.2</b>	<b>19.1</b>	<b>32.3</b>
<b>FIGHTER/INTERCEPTOR</b>	<b>15.8</b>	<b>15.6</b>	<b>16.2</b>	<b>15.6</b>	<b>17.9</b>	<b>14.7</b>
<b>F-16</b>	<b>15.8</b>	<b>15.6</b>	<b>16.2</b>	<b>15.6</b>	<b>17.9</b>	<b>14.7</b>
<b>HELICOPTER</b>	<b>5.0</b>	<b>5.2</b>	<b>5.1</b>	<b>4.9</b>	<b>4.9</b>	<b>3.1</b>
<b>HH-60</b>	<b>5</b>	<b>5.2</b>	<b>5.1</b>	<b>4.9</b>	<b>4.9</b>	<b>3.1</b>
<b>OTHER</b>	<b>0</b>	<b>3.4</b>	<b>5.6</b>	<b>4</b>	<b>21.4</b>	<b>5.2</b>
<b>RECON/ELEC</b>	<b>7.2</b>	<b>4.2</b>	<b>4.8</b>	<b>.9</b>	<b>2.5</b>	<b>5.4</b>
<b>RESCUE (HC-130)</b>	<b>2.3</b>	<b>2.2</b>	<b>2.8</b>	<b>2.2</b>	<b>1.8</b>	<b>1.4</b>
<b>BOMBER (B-52)</b>	<b>2.7</b>	<b>2.4</b>	<b>2.4</b>	<b>2.5</b>	<b>4</b>	<b>2.8</b>
<b>TANKER</b>	<b>39.7</b>	<b>37.5</b>	<b>37.9</b>	<b>41.2</b>	<b>52.7</b>	<b>48.6</b>
<b>KC-10</b>	<b>14.4</b>	<b>12.6</b>	<b>14.9</b>	<b>14.8</b>	<b>19.4</b>	<b>16.4</b>
<b>KC-135</b>	<b>25.3</b>	<b>24.9</b>	<b>23</b>	<b>26.4</b>	<b>33.3</b>	<b>32.2</b>

## FOOTNOTES:

- (1) Totals may not add due to rounding.
- (2) These figures reflect data passed to AF/XOOT and not necessarily verified by AFR.
- (3) OA10 data included with A10 data.

OPR: AF/XOOT, Ms. D. O'Neil, (703) 697-0578 or DSN 227-0578



Table E-14

**FLYING HOURS STRATIFIED BY  
AIR NATIONAL GUARD MISSION/DESIGNATION  
(FLYING HOURS IN THOUSANDS)  
(1)**

	FY 97	FY98	FY99	FY00	FY01	FY02	FY03
<b>TOTAL (2)</b>	<b>375.8</b>	<b>364.</b>	<b>357.7</b>	<b>341.2</b>	<b>341.5</b>	<b>410.2</b>	<b>429.2</b>
<b>ATTACK</b>	<b>19.3</b>	<b>18.6</b>	<b>22.1</b>	<b>18.6</b>	<b>17.4</b>	<b>19.2</b>	<b>23.9</b>
<b>A-10</b>	<b>19.3</b>	<b>18.6</b>	<b>22.1</b>	<b>18.6</b>	<b>17.4</b>	<b>19.2</b>	<b>23.9</b>
<b>BOMBER (B-1)</b>	<b>4.6</b>	<b>5.8</b>	<b>6.1</b>	<b>5</b>	<b>4.9</b>	<b>3</b>	<b>3</b>
<b>CARGO/TRANSPORT</b>	<b>113.5</b>	<b>106.4</b>	<b>102.</b>	<b>100.9</b>	<b>99.</b>	<b>120.3</b>	<b>136.5</b>
<b>C-5</b>	<b>3.5</b>	<b>3.5</b>	<b>2.8</b>	<b>3</b>	<b>2.9</b>	<b>7.4</b>	<b>7.4</b>
<b>C-12</b>	-	-	-	-	-	-	-
<b>C-21</b>	<b>1.9</b>	<b>1.0</b>	<b>1.0</b>	<b>1.5</b>	<b>1.6</b>	<b>1.7</b>	<b>1.8</b>
<b>C-22</b>	<b>1.7</b>	<b>1.5</b>	<b>0.9</b>	<b>1.1</b>	<b>1.1</b>	<b>0.8</b>	<b>0.1</b>
<b>C-26</b>	<b>14.2</b>	<b>6</b>	<b>5.6</b>	<b>6.5</b>	<b>6.3</b>	<b>6.5</b>	<b>5.8</b>
<b>C-32</b>						-	<b>0.9</b>
<b>C-38A (3)</b>	-	-	<b>0.9</b>	<b>1.1</b>	<b>1.3</b>	<b>1.2</b>	<b>0.9</b>
<b>C-40</b>	-	-	-	-	<b>0</b>	<b>0.03</b>	<b>1.4</b>
<b>C-130</b>	<b>85.8</b>	<b>87.1</b>	<b>84.5</b>	<b>82.4</b>	<b>81.1</b>	<b>92.8</b>	<b>114.2</b>
<b>C-135</b>	<b>0.3</b>	<b>0.3</b>	<b>0.2</b>	<b>0.2</b>	<b>0.1</b>	<b>0.3</b>	<b>0.0</b>
<b>C-141</b>	<b>6.1</b>	<b>7</b>	<b>6.1</b>	<b>5.1</b>	<b>4.6</b>	<b>9.6</b>	<b>4.0</b>
<b>FIGHTER/INTERCEPTOR</b>	<b>151.6</b>	<b>147.3</b>	<b>142.7</b>	<b>145.2</b>	<b>145.6</b>	<b>174.3</b>	<b>155.2</b>
<b>F-4</b>	-	-	-	-	-	-	-
<b>F-15</b>	<b>21.6</b>	<b>22.9</b>	<b>24.5</b>	<b>24.4</b>	<b>26.6</b>	<b>29.5</b>	<b>27.1</b>
<b>F-16</b>	<b>130.0</b>	<b>124.4</b>	<b>118.2</b>	<b>120.8</b>	<b>119.0</b>	<b>144.8</b>	<b>128.1</b>
<b>HELICOPTER (HH-60)</b>	<b>4.0</b>	<b>4.4</b>	<b>5.3</b>	<b>4.4</b>	<b>4.2</b>	<b>4.2</b>	<b>4.2</b>
<b>OBSERVATION/UTILITY (OA10A)</b>	<b>6.0</b>	<b>6.8</b>	<b>7.1</b>	<b>6.0</b>	<b>6.3</b>	<b>6.0</b>	<b>9.0</b>
<b>RECONNAISSANCE/ELEC</b>	<b>3.7</b>	<b>3.0</b>	<b>3.3</b>	<b>2.8</b>	<b>2.9</b>	<b>4.6</b>	<b>12.4</b>
<b>RF-4</b>	-	-	-	-	-	-	-
<b>EC-130</b>	<b>3.7</b>	<b>3.0</b>	<b>3.3</b>	<b>2.8</b>	<b>2.9</b>	<b>4.6</b>	<b>3.9</b>
<b>E-8</b>							<b>8.5</b>
<b>RESCUE (HC-130)</b>	<b>4.5</b>	<b>4.3</b>	<b>4.4</b>	<b>3.3</b>	<b>3</b>	<b>2.8</b>	<b>4.1</b>
<b>TANKER (KC-135)</b>	<b>67.4</b>	<b>67.2</b>	<b>64.2</b>	<b>55.0</b>	<b>57.1</b>	<b>74.1</b>	<b>75.8</b>
<b>TRAINER (T-43)</b>	<b>1.2</b>	-	-	-	-	-	-
<b>OTHER</b>	<b>0</b>	<b>0.2</b>	<b>0.5</b>	<b>0</b>	<b>1.1</b>	<b>1.7</b>	<b>5.1</b>

## FOOTNOTES:

- (1) These figures reflect data passed to AF/XOOT and not necessarily verified by ANG.  
(2) Totals may not add due to rounding.  
(3) C-38A added to spreadsheet in FY 99 Issue of Digest.

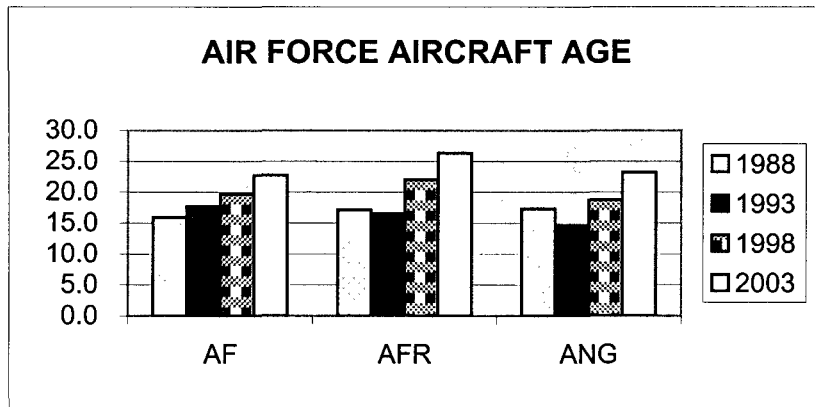
OPR: AF/XOOT, Ms. D. O'Neil, (703) 697-0578 or DSN 227-0578



Table E-15

**AF AVERAGE AIRCRAFT AGE TRENDS**  
 (REGULAR AIR FORCE, AIR FORCE RESERVE, & AIR NATIONAL GUARD)

FY	ACTIVE AIR FORCE	AIR FORCE RESERVE	AIR NATIONAL GUARD	PERCENT OF AIRCRAFT 9 YEARS OR OLDER
1982	13.5	16.1	15.5	75.6
1983	13.9	16.3	16.2	75.2
1984	14.4	16.4	17.0	72.7
1985	14.7	17.3	17.8	73.3
1986	15.2	17.8	17.8	73.2
1987	15.5	17.5	17.4	78.8
1988	15.9	17.1	17.3	70.9
1989	16.5	15.5	16.8	71.1
1990	16.9	16.5	16.1	71.7
1991	17.4	15.8	15.2	70.4
1992	17.6	15.5	14.7	68.9
1993	17.7	16.5	14.6	68.5
1994	17.7	18.1	15.1	67.1
1995	17.8	18.4	15.9	67.0
1996	17.9	20.6	16.6	69.0
1997	18.8	21.5	17.7	73.1
1998	19.7	22.0	18.7	76.5
1999	20.5	22.9	19.7	80.3
2000	21.2	23.8	20.6	84.3
2001	21.9	24.8	21.4	85.8
2002	22.2	25.6	22.5	86.3
2003	22.7	26.3	23.2	88.7



OPR: AF/XPPE, Ms. Julie McCandless, (703) 614-7237 or DSN 224-7237



Table E-15

FY	AF	AFR	ANG
1988	15.9	17.1	17.3
1993	17.7	16.5	14.6
1998	19.7	22.0	18.7
2003	22.7	26.3	23.2



Table E-16

**REGULAR AIR FORCE  
AVERAGE AGE OF AIRCRAFT  
BY MISSION/DESIGNATION**

	FY98	FY99	FY00	FY01	FY02	FY03
<b>AF TOTAL</b>	19.7	20.5	21.2	21.9	22.2	22.7
<b>ATTACK</b>	16.7	17.7	18.7	19.7	20.5	21.6
A-10	16.9	17.8	18.9	19.9	20.7	21.8
AC-130	15.6	16.7	17.7	18.6	19.6	20.6
<b>BOMBER</b>	22.6	23.6	24.5	25.4	26.1	27.9
B-1	11.3	12.3	13.3	14.3	15.2	16.1
B-2	4.1	5.1	6.1	7.1	8.1	9.1
B-52	36.8	37.8	38.8	39.8	40.8	41.8
<b>CARGO</b>	22.3	22.6	26.7	22.1	21.7	21.6
C-5	16.8	17.8	18.8	19.8	20.8	21.8
C-9	27.5	28.5	29.5	30.5	31.5	30.6
C-12	19.0	19.8	20.5	21.1	22.1	23.1
C-17	3.1	3.3	3.6	4.1	4.3	4.5
C-18	4.4	5.4	12.3	-	-	-
C-20	10.9	11.9	12.9	13.9	14.6	14.7
C-21	13.7	14.7	15.7	16.7	17.7	18.7
VC-25	7.9	8.9	9.9	10.9	11.9	12.9
C-32	-	-	2.0	3.0	4.0	5.0
C-37	-	-	1.4	1.4	1.7	2.7
C-40	-	-	-	-	-	0.7
C-41	-	-	-	1.0	2.0	3.0
C/NC-130	27.7	28.9	29.9	30.7	31.7	33.0
C/NC-135	36.9	37.9	38.4	39.7	40.7	41.7
C/EC-137	22.7	20.4	27.7	28.7	-	-
C-141	31.9	32.9	33.9	34.8	35.7	36.6
CT-43	24.6	25.6	26.6	-	-	-
<b>FIGHTER</b>	10.1	11.1	11.9	12.8	13.6	14.6
F-15	12.9	13.8	14.4	15.4	16.4	17.3
F-16	8.1	9.1	10.1	10.8	11.6	12.4
F/A-22	0.7	1.7	2.0	1.8	2.3	1.8
F/YF-117	7.4	8.4	9.4	15.2	16.3	17.2
<b>HELICOPTER</b>	21.0	21.1	22.1	23.3	24.1	24.9
H-1	27.7	28.7	29.7	30.7	31.7	32.7
H-53	25.9	26.8	28.1	31.3	32.2	33.2
H-60	9.5	9.4	10.4	11.3	12.3	13.4
<b>TANKER</b>	32.5	33.6	34.6	35.4	36.3	38.0
KC-10	13.7	14.7	15.7	16.7	17.7	18.7
KC/NKC-135	36.8	37.9	38.9	39.8	40.8	42.6



Table E-16

**REGULAR AIR FORCE  
AVERAGE AGE OF AIRCRAFT  
BY MISSION/DESIGNATION**

	FY98	FY99	FY00	FY01	FY02	FY03
<b>TRAINER</b>	25.8	26.8	27.5	27.9	27.5	28.9
T-1	3.9	4.9	5.9	6.9	7.9	8.9
T-3	3.6	4.6	5.6	6.6	7.6	8.6
T-6	-	-	0.3	0.7	1.0	1.6
TG-3	7.6	8.6	9.6	10.6	11.6	12.6
TG-4	13.0	14.0	15.0	16.0	17.0	18.0
TG-7	13.0	14.0	15.0	16.0	17.0	18.0
TG-9	11.6	12.6	13.6	14.6	15.6	16.6
TG-10	3.6	4.6	5.6	6.6	0.7	1.5
TG-11	-	-	5.2	6.2	7.2	8.2
TG-14	-	-	-	-	0.1	0.7
T-37	35.2	36.2	37.2	38.2	39.1	39.6
T-38	31.5	32.5	33.5	34.4	35.5	36.5
T-39	37.6	38.6	39.6	40.6	41.6	-
T-41	28.5	29.5	30.5	32.6	33.1	34.1
T-43	24.5	25.5	26.5	27.5	28.5	29.5
<b>UTIL/OBS/OTH</b>	16.3	17.3	18.2	19.3	20.2	21.3
OA-10	16.8	17.8	18.7	19.7	20.7	21.7
U-2	15.0	16.0	17.0	18.0	19.0	20.2
UV-18	14.5	15.5	16.5	17.5	18.5	19.5
<b>RECONNAISSANCE</b>	17.0	18.1	24.8	25.2	24.0	24.5
TC-18	16.5	17.5	18.5	19.3	20.3	-
EC/MC-130	23.8	25.0	25.1	26.0	26.9	26.9
RC/EC/WC-135	35.4	36.4	37.4	38.3	39.3	40.2
EC-137	6.9	7.9	8.9	9.9	-	-
E-3	18.8	19.8	20.8	21.8	22.7	23.8
E-4	24.3	25.3	26.3	27.3	28.3	29.3
E-8	2.6	3.0	2.8	3.0	3.3	3.5
TE-8	-	-	-	-	-	12.7
RQ/MQ-1	-	-	-	-	3.1	2.5
RQ-4	-	-	-	-	3.9	5.2
<b>RESCUE (HC-130)</b>	30.6	31.8	33.1	34.2	35.2	35.7

OPR: AF/XPPE, Ms. Julie McCandless, (703) 614-7237 or DSN 224-7237



Table E-17

**AIR FORCE RESERVE  
AVERAGE AGE OF AIRCRAFT  
BY MISSION/DESIGNATION**

	FY98	FY99	FY00	FY01	FY02	FY03
<b>AFR TOTAL</b>	22.2	22.9	23.8	24.7	25.6	26.3
<b>ATTACK (A-10)</b>	18.0	19.0	20.1	21.1	22.1	23.1
<b>BOMBER (B-52)</b>	36.5	37.5	38.5	39.5	40.5	41.5
<b>CARGO</b>	20.9	21.8	22.8	23.6	24.6	25.0
<b>C-5</b>	27.3	28.3	29.3	30.3	31.3	32.3
<b>C-130</b>	15.6	16.0	16.2	16.8	17.8	18.1
<b>C-141</b>	32.1	32.9	33.9	34.9	35.9	36.9
<b>FIGHTER (F-16)</b>	10.8	11.8	12.8	13.7	14.7	15.7
<b>HELICOPTER (H-60)</b>	8.1	9.1	10.1	11.1	12.1	12.9
<b>OTHER (OA-10)</b>	-	19.0	19.4	20.4	21.4	22.3
<b>TANKER (KC-135)</b>	37.7	38.7	39.7	40.7	41.7	42.6
<b>RECON</b>	32.6	34.1	28.0	31.2	30.1	27.6
<b>WC130</b>	32.7	33.8	25.1	26.1	23.8	20.1
<b>MC130</b>	32.5	34.5	35.4	36.3	37.3	38.3
<b>RESCUE (HC-130)</b>	31.0	32.0	33.1	34.2	34.9	37.2

OPR: AF/XPPE, Ms. Julie McCandless, (703) 614-7237 or DSN 224-7237



Table E-18

**AIR NATIONAL GUARD  
AVERAGE AGE OF AIRCRAFT  
BY MISSION/DESIGNATION**

	FY98	FY99	FY00	FY01	FY02	FY03
<b>ANG TOTAL</b>	18.8	19.7	20.6	21.2	22.5	23.2
<b>ATTACK (A-10)</b>	17.8	18.8	19.8	20.8	21.8	22.8
<b>BOMBER (B-1)</b>	11.3	12.3	13.3	14.2	-	-
<b>CARGO</b>	19.0	19.6	20.4	21.2	21.6	21.2
C-5	27.4	28.4	29.4	30.4	31.4	32.4
C-21	11.0	12.0	13.0	14.0	15.0	16.0
C-22	13.7	14.7	15.7	16.7	17.7	18.7
C-26	-	-	-	-	-	9.3
C-32	-	-	-	-	-	0.9
C-38	-	1.5	2.5	3.5	4.5	5.5
C-40	-	-	-	-	-	1.0
C/LC-130	17.9	18.5	19.2	19.8	20.0	20.4
C-141	32.5	33.3	34.2	35.2	36.1	36.8
<b>FIGHTER</b>	13.2	14.1	15.1	15.8	16.8	17.8
F-15	20.6	21.5	22.3	23.3	24.3	25.2
F-16	11.7	12.6	13.5	14.2	15.2	16.0
<b>HELICOPTER (H-60)</b>	7.8	8.8	9.9	10.8	11.8	13.0
<b>TANKER (KC-135)</b>	38.4	39.4	40.4	41.4	42.3	43.3
<b>OTHER</b>	13.5	14.6	15.7	16.9	17.9	18.9
OA-10	17.9	18.9	19.9	20.9	21.9	22.9
C-26	5.3	5.6	6.6	7.3	8.3	9.3
<b>RECONNAISSANCE (EC/MC-130)</b>	34.6	35.1	36.6	37.6	38.5	29.3
<b>RESCUE (HC130)</b>	19.5	19.5	17.8	16.9	17.9	19.0

OPR: AF/XPPE, Ms. Julie McCandless, (703) 614-7237 or DSN 224-7237



Table E-19

**AVERAGE AGE OF MISSILES AND DRONES  
BY MISSION/DESIGNATION**

	FY98	FY99	FY00	FY01	FY02	FY03
<b>ALCM/CALCM (AGM-86)</b>	14.4	15.4	16.4	17.4	18.4	19.4
<b>ACM (AGM-129A)</b>	5.8	6.8	7.8	8.8	9.8	10.8
<b>FIREBEE (BQM-34A)</b>	4.7	5.5	6.5	7.2	7.3	3.3
<b>MM I (LGM-30)</b>	24.6	25.6	26.6	27.6	28.6	29.6
<b>PEACEKEEPER (LGM-118)</b>	8.0	9.0	10.0	10.9	11.8	12.8
<b>STREAKER (MQM-107)</b>	2.5	3.1	3.0	3.8	3.1	4.0

OPR: AF/XPPE, Ms. Julie McCandless, (703) 614-7237 or DSN 224-7237



Table E-20

**AIR FORCE INSTALLATION POSTURE  
FY 99-03**

	FY99	FY00	FY01	FY02	FY03
<b>GRAND TOTAL</b>	284	281	277	277	277
<b>MAJOR INSTALLATION (BASE) TOTAL</b>	87	86	84	84	84
50 States & US Possessions	74	74	72	72	72
Foreign	13	12	12	12	12
<b>MINOR INSTALLATION (STATION) TOTAL</b>	84	83	82	82	82
50 States & US Possessions	81	80	80	80	80
Foreign	3	3	2	2	2
<b>SUPPORT SITE TOTAL</b>	113	112	111	111	111
50 States & US Possessions	97	96	92	92	92
Foreign	16	16	19	19	19

OPR: AF/ILEPB, Mrs. Matthews, (703) 604-5210 or DSN 664-5210



Table E-21

**AIRCRAFT MISHAP AND DESTROY RATES  
PER 100,000 FLYING HOURS  
(1)**

	CLASS A MISHAP	FATAL MISHAP	AIRCRAFT DESTROYED
CY 1977	2.8	1.2	2.5
CY 1978	3.2	1.3	2.9
CY 1979	2.9	1.5	2.6
CY 1980	2.6	1.3	2.3
CY 1981	2.4	1.2	2.3
CY 1982	2.3	1.0	2.3
FY 1983 (2)	2.0	1.0	2.0
FY 1984	1.5	0.8	1.5
FY 1985	1.8	0.9	1.6
FY 1986	1.5	0.6	1.6
FY 1987	1.6	0.9	1.6
FY 1988	1.6	0.7	1.4
FY 1989	1.6	0.7	1.4
FY 1990	1.5	0.6	1.5
FY 1991	1.1	0.3	1.0
FY 1992	1.7	0.7	1.8
FY 1993	1.4	0.4	1.4
FY 1994	1.6	0.5	1.5
FY 1995	1.5	0.5	1.3
FY 1996	1.2	0.3	0.9
FY 1997	1.4	0.4	1.2
FY1998	1.1	0.3	1.0
FY1999	1.6	0.2	1.2
FY2000	1.1	0.3	0.7
FY2001	1.2	0.4	1.0
FY2002	1.5	0.4	0.9
FY2003	1.3	0.4	0.9

FOOTNOTES:

- (1) Data are based on major/Class A Aircraft/flight mishap classification IAW AFI 91-204
- (2) Beginning with FY 83, rates on fiscal year vice calendar year basis

OPR: HQ AFSC/SEP, Ms. Atkins, (505) 846-1448 or DSN 246-1448  
Kirtland AFB, NM 87117-5671

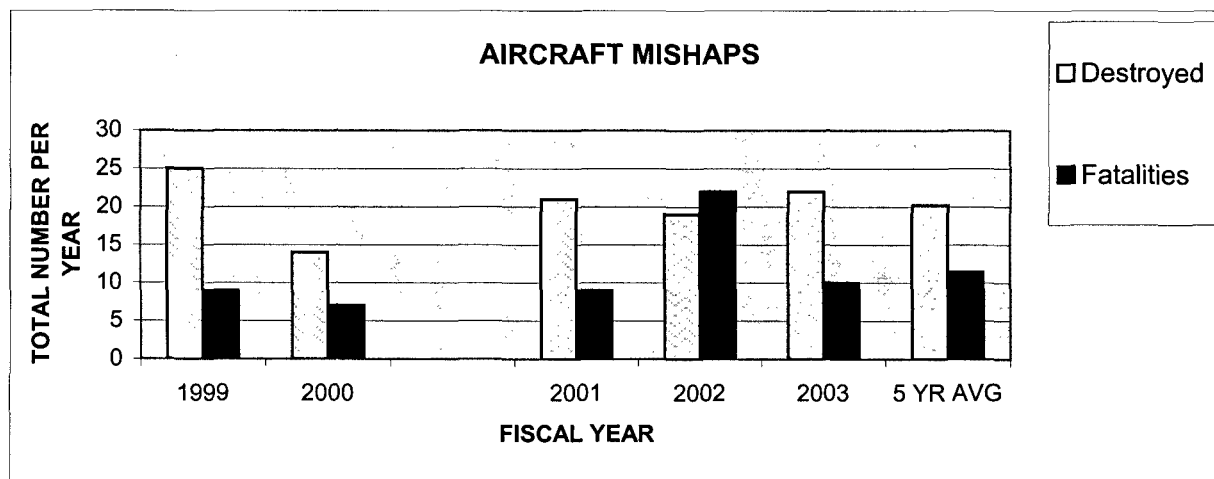




Table E-21

Fiscal Year	Destroyed	Fatalities
1999	25	9
2000	14	7
2001	21	9
2002	19	22
2003	22	10
<b>5 YR AVG</b>	<b>20.2</b>	<b>11.4</b>



Table F-1

**GDP DEFLATOR, CONSUMER PRICE INDEX (CPI)  
AND PRODUCER PRICE INDEX (PPI)**

<b>YEAR</b>	<b>GDP DEFLATOR</b>	<b>CPI</b>	<b>PPI</b>
<b>1990</b>	0.697	0.710	0.920
<b>1991</b>	0.695	0.740	0.849
<b>1992</b>	0.719	0.763	0.860
<b>1993</b>	0.738	0.785	0.870
<b>1994</b>	0.767	0.805	0.876
<b>1995</b>	0.787	0.828	0.893
<b>1996</b>	0.816	0.853	0.916
<b>1997</b>	0.852	0.872	0.920
<b>1998</b>	0.888	0.886	0.912
<b>1999</b>	0.928	0.905	0.928
<b>2000</b>	0.961	0.936	0.963
<b>2001</b>	0.966	0.963	0.982
<b>2002</b>	0.988	0.978	0.969
<b>2003</b>	1.000	1.000	1.000

**SOURCES:**

GDP: Economic Report of the President, Feb 2004, Table B-3.

CPI: Economic Report of the President, Feb 2004, Table B-60.

PPI: Economic Report of the President, Feb 2004, Table B-65.

Website: <http://www.gpoaccess.gov/eop/index.html>

OPR: SAF/FMCE, Ms Rachel Weber, (703) 693-0676 DSN 223-0676


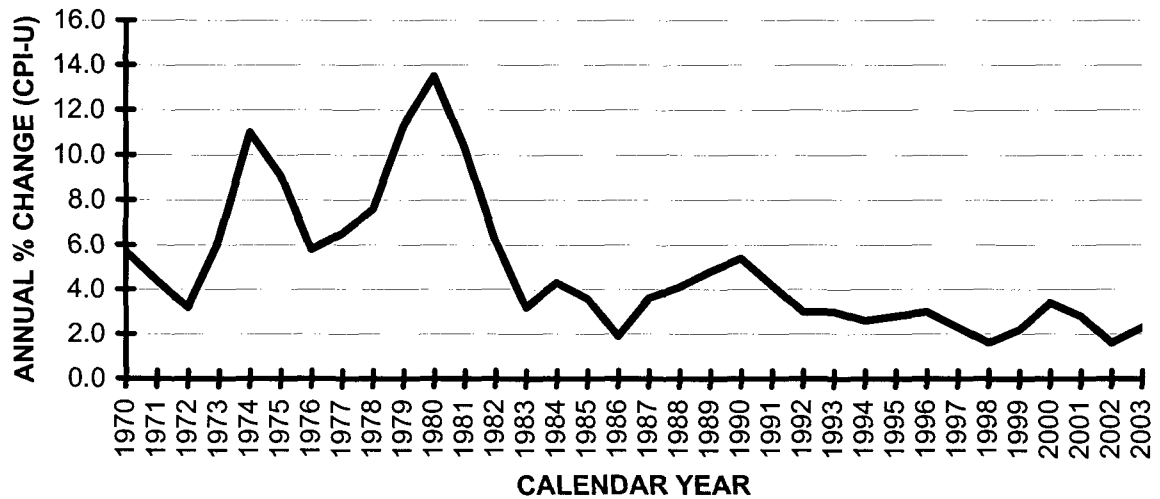


Table F-2

**ANNUAL PERCENT CHANGE IN CONSUMER  
PRICE INDEXES (CPI-U) (1)  
Including All Items (2)**

CY	% CHANGE	CY	% CHANGE
1970	5.7	1987	3.6
1971	4.4	1988	4.1
1972	3.2	1989	4.8
1973	6.2	1990	5.4
1974	11.0	1991	4.2
1975	9.1	1992	3.0
1976	5.8	1993	3.0
1977	6.5	1994	2.6
1978	7.6	1995	2.8
1979	11.3	1996	3.0
1980	13.5	1997	2.3
1981	10.3	1998	1.6
1982	6.2	1999	2.2
1983	3.2	2000	3.4
1984	4.3	2001	2.8
1985	3.6	2002	1.6
1986	1.9	2003	2.3



## FOOTNOTES:

(1) The Consumer Price Index (CPI) is a measure of the average change in the prices paid by urban consumers for a fixed market basket of goods and services. The CPI is calculated monthly for two population groups, one consisting only of urban households whose primary source of income is derived from the employment of wage earners and clerical workers (CPI-W), and the other consisting of all urban households (CPI-U). The all-urban consumer index (CPI-U), introduced in 1978, is representative of the 1982-84 buying habits of about 80 percent of the noninstitutional population of the United States at that time.

(2) Major groups include energy, food, shelter, apparel and upkeep, transportation, medical care, fuel oil, electricity, utility (piped) gas, telephone services, and all commodities.

SOURCE: Economic Report of the President, Feb 2004, Table B-64.

OPR: SAF/FMCEE, Ms. Weber (703) 693-0676 DSN 223-0676




Table F-3

**USAF RAW INFLATION INDICES  
BASED ON OSD INFLATION RATES  
(BASE YEAR FY 03)**

FY	MILITARY COMPENSATION				GENERAL SERVICE & WAGE BOARD PAY (3400)	OPS & MAINTENANCE: NON-PAY NON-POL (3400)	RESEARCH, DEVELOP- MENT, TESTING, EVAL (3600)	MILITARY CONSTRUC- TION (3300)	AIRCRAFT & MISSILE PROCURE- MENT (3010/20)	OTHER PROCURE- MENT (3080)	FUEL
	BASE PAY	OTHER EXPENSES	TOTAL	RETIRE- MENT							
	(3500)	(3500)	(3500)	(3500)							
1968	0.133	0.208	0.144	0.279	0.155	0.218	0.222	0.218	0.203	0.221	0.211
1969	0.144	0.212	0.154	0.294	0.165	0.228	0.232	0.228	0.213	0.231	0.218
1970	0.166	0.220	0.173	0.316	0.185	0.240	0.245	0.240	0.225	0.244	0.226
1971	0.181	0.230	0.187	0.350	0.200	0.253	0.258	0.253	0.236	0.256	0.237
1972	0.211	0.238	0.214	0.373	0.217	0.264	0.270	0.264	0.247	0.268	0.246
1973	0.236	0.249	0.238	0.396	0.230	0.276	0.281	0.276	0.258	0.280	0.256
1974	0.252	0.277	0.255	0.434	0.250	0.298	0.303	0.297	0.278	0.302	0.271
1975	0.269	0.293	0.271	0.495	0.271	0.330	0.336	0.329	0.308	0.334	0.312
1976	0.283	0.310	0.285	0.549	0.293	0.352	0.359	0.352	0.329	0.357	0.335
1977	0.291	0.318	0.293	0.566	0.306	0.364	0.371	0.364	0.340	0.369	0.349
1978	0.299	0.326	0.301	0.582	0.319	0.376	0.384	0.376	0.352	0.382	0.363
1979	0.320	0.344	0.322	0.626	0.344	0.406	0.410	0.402	0.376	0.408	0.388
1980	0.339	0.372	0.342	0.677	0.364	0.443	0.444	0.440	0.408	0.443	0.449
1981	0.363	0.399	0.366	0.759	0.389	0.486	0.486	0.486	0.448	0.486	0.811
1982	0.420	0.495	0.428	0.844	0.423	0.544	0.544	0.544	0.501	0.544	0.960
1983	0.478	0.525	0.482	0.900	0.447	0.594	0.594	0.594	0.549	0.594	0.945
1984	0.497	0.547	0.502	0.952	0.468	0.623	0.623	0.623	0.599	0.623	0.849
1985	0.512	0.565	0.517	0.984	0.482	0.647	0.647	0.647	0.647	0.647	0.770
1986	0.532	0.581	0.536	1.019	0.509	0.669	0.669	0.669	0.669	0.669	0.737
1987	0.554	0.595	0.557	1.025	0.514	0.687	0.687	0.687	0.687	0.687	0.576
1988	0.566	0.609	0.570	1.058	0.542	0.706	0.706	0.706	0.706	0.706	0.529
1989	0.579	0.625	0.583	1.061	0.592	0.727	0.727	0.727	0.727	0.727	0.442
1990	0.600	0.646	0.604	0.961	0.612	0.758	0.758	0.758	0.758	0.758	0.442
1991	0.622	0.666	0.626	0.997	0.635	0.788	0.788	0.788	0.788	0.788	0.523
1992	0.647	0.689	0.650	1.022	0.660	0.822	0.822	0.822	0.822	0.822	0.980
1993	0.674	0.714	0.677	1.050	0.688	0.845	0.845	0.845	0.845	0.845	0.835
1994	0.700	0.736	0.703	0.929	0.714	0.868	0.868	0.868	0.868	0.868	0.847
1995	0.718	0.750	0.720	0.943	0.738	0.885	0.885	0.885	0.885	0.885	0.966
1996	0.735	0.766	0.738	0.953	0.760	0.902	0.902	0.902	0.902	0.902	0.846
1997	0.754	0.782	0.756	0.905	0.779	0.920	0.920	0.920	0.920	0.920	0.894
1998	0.775	0.802	0.777	0.922	0.801	0.939	0.939	0.939	0.939	0.939	0.905
1999	0.797	0.821	0.799	0.887	0.824	0.946	0.946	0.946	0.946	0.946	1.084
2000	0.824	0.846	0.826	0.908	0.852	0.953	0.953	0.953	0.953	0.953	0.988
2001	0.861	0.881	0.863	1.000	0.890	0.967	0.967	0.967	0.967	0.967	0.738
2002	0.895	0.908	0.897	0.967	0.926	0.984	0.984	0.984	0.984	0.984	1.203
2003	0.950	0.962	0.951	1.051	0.966	0.992	0.992	0.992	0.992	0.992	1.190

TABLE COLUMN	CATEGORY	DEFINITION
2	Pay Base	Basic pay, reenlistment bonuses, separation payments, FICA, death gratuities, continuation pay for physicians and dentists, BAQ, and several categories of subsistence pay.
3	Other Expenses	Incentive pay, proficiency pay, interest on savings, flight deck pay, optometrist pay, enlistment bonuses, hostile fire pay, clothing allowance, subsistence-in-kind, family separation pay, station allowance overseas, PCS, and several other items.
4	Total	An appropriate weighting of columns 2 & 3.
5	Retirement	Military retirement pay.
6	Civilian Pay	Pay for GS, wage board, and foreign national direct and indirect hires.

TABLE USE: Raw indices are used to convert constant dollars in one year to constant dollars in another year. Use weighted indices to convert constant to then-year dollars, and vice versa.

Date of OSD Inflation Rates for Personnel : 24-Jan-03  
Date of OSD Inflation Rates for Non-Personnel : 24-Jan-03  
Date of SAF/FMC Issue : 28-Jan-03

OPR: SAF/FMCEE, Kim Taylor (703) 695-5076 DSN 225-5076



Table F-4

**USAF WEIGHTED INFLATION INDICES  
BASED ON OSD INFLATION AND OUTLAY RATES  
(BASE YEAR FY 03)**

FY	OPERATIONS & MAINTENANCE (3400)	RESEARCH DEVELOPMENT, TESTING & EVAL (3600)	MILITARY CONSTRUCTION: AF (3300)	MILITARY CONSTRUCTION: GUARD (3830)	MILITARY CONSTRUCTION: RESERVE (3730)	AIRCRAFT PROCUREMENT SPECIAL (3010)	AIRCRAFT PROCUREMENT OTHER (3010)	MISSILE PROCUREMENT SPECIAL (3020)	MISSILE PROCUREMENT OTHER (3020)	OTHER PROCUREMENT SPECIAL (3080)	OTHER PROCUREMENT OTHER (3080)
1968	0.219	0.226	0.229	0.229	0.229	0.219	0.218	0.212	0.216	0.223	0.233
1969	0.229	0.237	0.241	0.241	0.241	0.231	0.229	0.223	0.227	0.234	0.245
1970	0.242	0.250	0.254	0.254	0.254	0.242	0.241	0.234	0.239	0.247	0.258
1971	0.254	0.262	0.267	0.267	0.267	0.253	0.253	0.245	0.251	0.259	0.270
1972	0.266	0.274	0.281	0.281	0.281	0.269	0.268	0.257	0.265	0.272	0.285
1973	0.279	0.289	0.301	0.301	0.301	0.294	0.290	0.275	0.285	0.285	0.306
1974	0.302	0.313	0.327	0.327	0.327	0.319	0.320	0.300	0.311	0.309	0.348
1975	0.332	0.343	0.355	0.355	0.355	0.341	0.347	0.322	0.337	0.338	0.379
1976	0.356	0.372	0.380	0.380	0.380	0.365	0.383	0.353	0.374	0.362	0.428
1977	0.380	0.395	0.409	0.409	0.409	0.394	0.396	0.371	0.392	0.386	0.432
1978	0.411	0.427	0.444	0.444	0.444	0.430	0.431	0.425	0.420	0.413	0.471
1979	0.449	0.461	0.524	0.524	0.524	0.440	0.480	0.444	0.463	0.445	0.517
1980	0.495	0.513	0.552	0.565	0.546	0.451	0.537	0.491	0.528	0.496	0.572
1981	0.551	0.568	0.596	0.597	0.591	0.515	0.585	0.545	0.580	0.549	0.612
1982	0.603	0.607	0.640	0.633	0.632	0.552	0.616	0.580	0.620	0.599	0.634
1983	0.630	0.635	0.663	0.669	0.653	0.605	0.653	0.620	0.657	0.630	0.659
1984	0.654	0.660	0.683	0.685	0.676	0.651	0.680	0.659	0.685	0.652	0.678
1985	0.677	0.682	0.698	0.696	0.696	0.672	0.702	0.678	0.705	0.673	0.701
1986	0.697	0.699	0.718	0.710	0.711	0.691	0.728	0.695	0.737	0.692	0.731
1987	0.723	0.730	0.744	0.735	0.735	0.710	0.758	0.722	0.769	0.712	0.758
1988	0.747	0.750	0.771	0.776	0.766	0.732	0.795	0.744	0.797	0.732	0.787
1989	0.777	0.786	0.800	0.796	0.800	0.763	0.821	0.770	0.833	0.764	0.815
1990	0.809	0.810	0.846	0.854	0.863	0.794	0.847	0.802	0.848	0.792	0.839
1991	0.840	0.841	0.869	0.862	0.875	0.826	0.879	0.833	0.873	0.825	0.860
1992	0.864	0.865	0.884	0.877	0.895	0.849	0.895	0.858	0.883	0.854	0.884
1993	0.878	0.884	0.903	0.899	0.913	0.871	0.907	0.881	0.901	0.876	0.897
1994	0.899	0.899	0.920	0.914	0.918	0.888	0.922	0.903	0.919	0.894	0.915
1995	0.915	0.916	0.931	0.933	0.932	0.905	0.936	0.921	0.928	0.911	0.930
1996	0.933	0.932	0.945	0.945	0.945	0.923	0.948	0.937	0.940	0.929	0.943
1997	0.944	0.945	0.952	0.954	0.951	0.940	0.957	0.946	0.953	0.943	0.955
1998	0.951	0.951	0.961	0.963	0.960	0.947	0.963	0.955	0.962	0.950	0.966
1999	0.961	0.961	0.972	0.975	0.974	0.956	0.974	0.968	0.974	0.961	0.977
2000	0.975	0.975	0.986	0.989	0.987	0.970	0.988	0.982	0.985	0.975	0.990
2001	0.989	0.989	0.996	0.999	0.996	0.986	0.996	0.992	0.994	0.988	1.002
2002	0.997	0.998	1.007	1.008	1.011	0.993	1.006	1.002	1.007	0.997	1.014
2003	1.008	1.008	1.022	1.023	1.026	1.003	1.019	1.015	1.020	1.008	1.028

NOTE: "Special" appropriations refer to programs classified as secret.

TABLE USE: Weighted indices are used to convert constant dollars to then-year dollars, and vice versa. Use raw indices to convert constant dollars in one year to constant dollars in another year. Weighted indices for each appropriation are based on outlay rates for TOA excluding PAY and POL and should be used accordingly. For PAY and POL, use raw indices.

Date of OSD Inflation Rates for Personnel : 24-Jan-03

Date of OSD Inflation Rates for Non-Personnel : 24-Jan-03

Date of SAF/FMC Issue : 28-Jan-03

OPR: SAF/FMCEE, Kim Taylor (703) 695-5076 DSN 225-5076

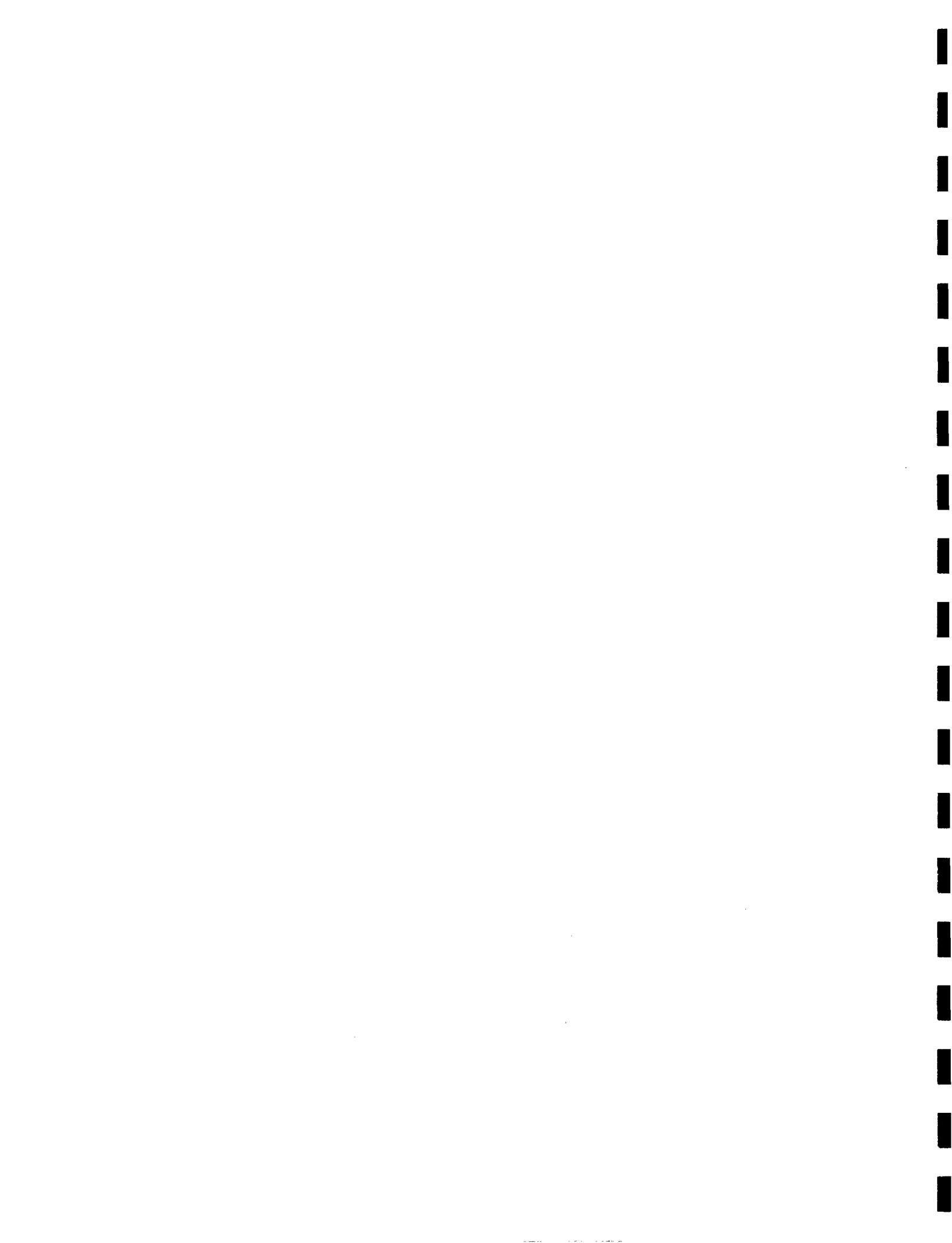


Table F-5

**MILITARY MONTHLY BASIC PAY BY GRADE  
AND YEARS OF SERVICE  
(EFFECTIVE JANUARY 2003)**

Commissioned Officers(1)															
Years	<2	>2	>3	>4	>6	>8	>10	>12	>14	>16	>18	>20	>22	>24	>26
O-10 (2&3)												12,078	12,137	12,389	12,829
O-9 (2&3)												10,564	10,716	10,936	11,320
O-8 (3)	7,475	7,719	7,882	7,927	8,129	8,469	8,547	8,869	8,961	9,238	9,639	10,009	10,256		
O-7 (3)	6,211	6,499	6,633	6,739	6,931	7,121	7,340	7,559	7,779	8,469	9,051				9,097
O-6 (3)	4,603	5,057	5,389		5,410	5,641	5,672		5,995	6,564	6,899	7,233	7,424	7,616	7,990
O-5 (3)	3,838	4,323	4,622	4,679	4,865	4,977	5,223	5,403	5,636	5,992	6,162	6,329	6,520		
O-4 (3)	3,311	3,833	4,089	4,146	4,383	4,638	4,955	5,201	5,373	5,471	5,528				
O-3 (3)	2,911	3,300	3,562	3,884	4,070	4,274	4,406	4,623	4,736						
O-2 (3)	2,515	2,865	3,299	3,411	3,481										
O-1 (3)	2,184	2,273	2,747												

Commissioned Officers with over 4 Years Service as Enlisted Personnel (1)															
Years	<2	>2	>3	>4	>6	>8	>10	>12	>14	>16	>18	>20	>22	>24	>26
O-3E (4)				3,884	4,070	4,274	4,406	4,623	4,806	4,911	5,054				
O-2E (4)				3,411	3,481	3,592	3,779	3,923	4,031						
O-1E (4)				2,747	2,934	3,042	3,153	3,262	3,411						

Enlisted Personnel (1)															
Years	<2	>2	>3	>4	>6	>8	>10	>12	>14	>16	>18	>20	>22	>24	>26
E-9 (5)							3,564	3,645	3,747	3,867	3,987	4,181	4,344	4,506	4,757
E-8						2,975	3,061	3,141	3,238	3,342	3,530	3,626	3,788	3,878	4,099
E-7	2,069	2,258	2,344	2,428	2,516	2,668	2,753	2,838	2,990	3,066	3,139	3,183	3,332	3,428	3,671
E-6	1,771	1,948	2,034	2,117	2,204	2,401	2,477	2,562	2,637	2,663	2,710				
E-5	1,625	1,734	1,817	1,904	2,037	2,152	2,237	2,283							
E-4	1,503	1,580	1,665	1,749	1,824										
E-3	1,357	1,442	1,529												
E-2	1,290														
E-1	1,151														

Notes: Amounts have been rounded to the nearest dollar.

FOOTNOTES:

- (1) If there is no amount under cumulative years of service, then the number immediately to the left applies.
- (2) While serving as JCS/Vice JCS, AF CS basic pay is \$14,155.50. See note 3.
- (3) Basic pay for an O-7 to O-10 is limited by Level III of the Executive Schedule which is \$11,847.90. Basic pay for O-6 and below is limited by Level V of the Executive Schedule which is \$10,449.90.
- (4) Applicable to O-1 to O-3 with at least 4 years and 1 day of active duty as an enlisted member.
- (5) Basic pay while serving as Chief Master Sergeant of the Air Force is \$5,732.70.
- (6) Basic pay for E-1s with less than four months of service is \$1,064.70.

SOURCE: DFAS-DE/FJEE, Denver, website: [www.dfas.mil/money/milpay/pay/2003paytable.pdf](http://www.dfas.mil/money/milpay/pay/2003paytable.pdf)




Table F-6

**MILITARY MONTHLY BASIC ALLOWANCE FOR HOUSING (TYPE II)  
& BASIC ALLOWANCE FOR SUBSISTENCE  
(EFFECTIVE JANUARY 2003)**

<b>BASIC ALLOWANCE FOR HOUSING (TYPE II)</b>				
<b>PAY GRADE</b>	<b>WITH DEPENDENTS</b>	<b>WITHOUT DEPENDENTS [1]</b>	<b>PARTIAL BAH [2]</b>	<b>BAH DIFF [3]</b>
O-10	1256.40	1020.90	50.70	249.90
O-9	1256.40	1020.90	50.70	249.90
O-8	1256.40	1020.90	50.70	249.90
O-7	1256.40	1020.90	50.70	249.90
O-6	1131.00	936.60	39.60	207.00
O-5	1090.20	901.80	33.00	200.10
O-4	960.90	835.50	26.70	132.90
O-3	795.00	669.90	22.20	132.60
O-2	678.60	531.30	17.70	156.60
O-1	607.20	447.60	13.20	169.50
<b>COMMISSIONED OFFICERS WITH OVER 4 YEARS SERVICE AS ENLISTED MEMBER</b>				
O-3E	854.40	723.30	22.20	139.50
O-2E	771.00	614.70	17.70	166.50
O-1E	712.50	528.90	13.20	195.00
<b>ENLISTED</b>				
E-9	816.30	619.20	18.60	208.80
E-8	752.70	568.50	15.30	195.30
E-7	698.70	485.40	12.00	226.50
E-6	645.90	439.50	9.90	218.70
E-5	580.80	405.30	8.70	186.00
E-4	504.60	352.50	8.10	161.10
E-3	469.80	345.90	7.80	131.70
E-2	447.60	281.10	7.20	176.70
E-1	447.60	250.80	6.90	208.80

<b>Basic Allowance for Subsistence</b>	
<b>Officers</b>	167.20 per month
<b>Enlisted</b>	
<b>Standard Rate</b>	242.81 per month
<b>Rations in kind are not available</b>	262.5 per month

FOOTNOTES:

[1] Payment of the full rate of basic allowance for housing at these rates to members of the uniformed services without dependents is authorized by 37 USC 403, and Executive Order 11157, as amended.

[2] Payment of the partial BAH rate of basic allowance for housing at these rates to members of the uniformed services without dependents is authorized by 37 USC 403 (n).

[3] BAH-DIFF is the housing allowance amount for a member who is assigned to single-type quarters and who is authorized a basic allowance for housing solely by reason of the member's payment of child support.

SOURCE: DFAS-DE/FJEE, DENVER, WEBSITE: [www.dfas.mil/money/milpay/pay/2003paytable.pdf](http://www.dfas.mil/money/milpay/pay/2003paytable.pdf)

OPR: SAF/FMCEE, MS. WEBER (703) 693-0676 DSN 223-0676




Table F-7

**FY 2003  
MILITARY ANNUAL STANDARD COMPOSITE PAY  
BASED ON FY 2005 PRESIDENT'S BUDGET  
(INCLUDES AN AVERAGE OR 4.7% PAY RAISE EFFECTIVE 1 JANUARY 2003)**

GRADE	BASIC PAY	RETIRED PAY ACCRUAL	MEDICAL	BAH	INCEN-TIVE & SPECIAL PAY	MISC	AVERAGE RATE WITHOUT PCS	PCS	TOTAL ANNUAL COMPO-SITE RATE
<b>OFFICER</b>									
<b>Average</b>	\$55,824	\$15,296	\$4,236	\$11,468	\$7,348	\$8,210	\$102,382	\$4,282	\$106,664
<b>0-10</b>	\$142,499	\$39,045	\$4,236	\$707	\$4,322	\$18,766	\$209,527	\$4,282	\$213,809
<b>0-9</b>	\$134,487	\$36,849	\$4,236	\$3,545	\$1,825	\$15,436	\$196,378	\$4,282	\$200,660
<b>0-8</b>	\$121,141	\$33,193	\$4,236	\$5,543	\$1,557	\$14,405	\$180,075	\$4,282	\$184,357
<b>0-7</b>	\$108,089	\$29,616	\$4,236	\$8,573	\$2,858	\$12,276	\$165,648	\$4,282	\$169,930
<b>0-6</b>	\$91,329	\$25,024	\$4,236	\$12,688	\$11,720	\$11,833	\$156,830	\$4,282	\$161,112
<b>0-5</b>	\$74,931	\$20,531	\$4,236	\$13,498	\$11,496	\$9,909	\$134,601	\$4,282	\$138,883
<b>0-4</b>	\$63,574	\$17,419	\$4,236	\$13,145	\$10,389	\$8,769	\$117,532	\$4,282	\$121,814
<b>0-3</b>	\$50,438	\$13,820	\$4,236	\$11,855	\$5,786	\$7,802	\$93,961	\$4,282	\$98,243
<b>0-2</b>	\$38,978	\$10,680	\$4,236	\$8,317	\$2,426	\$6,537	\$71,174	\$4,282	\$75,456
<b>0-1</b>	\$29,017	\$7,951	\$4,236	\$7,280	\$3,035	\$5,762	\$57,281	\$4,282	\$61,563

NOTE: THE RATE OF BASIC PAY FOR GENERALS IS LIMITED TO LEVEL III OF THE EXECUTIVE SCHEDULE. THE RATE OF BASIC PAY FOR O-6 AND BELOW IS LIMITED TO LEVEL V OF THE EXECUTIVE SCHEDULE

<b>CADET</b>									
	\$9,498					\$2,843	\$12,341	\$242	\$12,583
<b>ENLISTED</b>									
<b>Average</b>	\$25,473	\$6,979	\$4,236	\$6,128	\$1,624	\$7,704	\$52,144	\$2,060	\$54,204
<b>E-9</b>	\$53,158	\$14,565	\$4,236	\$10,615	\$682	\$10,178	\$93,434	\$2,060	\$95,494
<b>E-8</b>	\$44,771	\$12,267	\$4,236	\$9,723	\$546	\$9,493	\$81,036	\$2,060	\$83,096
<b>E-7</b>	\$37,996	\$10,411	\$4,236	\$9,232	\$544	\$8,852	\$71,271	\$2,060	\$73,331
<b>E-6</b>	\$31,551	\$8,645	\$4,236	\$8,072	\$1,697	\$8,243	\$62,444	\$2,060	\$64,504
<b>E-5</b>	\$25,518	\$6,992	\$4,236	\$7,266	\$2,079	\$7,792	\$53,883	\$2,060	\$55,943
<b>E-4</b>	\$20,429	\$5,598	\$4,236	\$5,230	\$1,638	\$7,052	\$44,183	\$2,060	\$46,243
<b>E-3</b>	\$16,829	\$4,611	\$4,236	\$2,931	\$1,370	\$6,539	\$36,516	\$2,060	\$38,576
<b>E-2</b>	\$15,328	\$4,200	\$4,236	\$1,339	\$2,477	\$6,320	\$33,900	\$2,060	\$35,960
<b>E-1</b>	\$12,682	\$3,475	\$4,236	\$984	\$2,172	\$7,646	\$31,195	\$2,060	\$33,255

OPR: Lt Col Dennis Dillon, SAF/FMBOP, DSN 225-0036 or (703) 695-0036



**AF MILITARY STANDARD COMPOSITE PAY TRENDS  
(BY GRADE, DOLLARS IN THOUSANDS)**

	FY99	FY00	FY01	FY02	FY03
<b>OFFICER</b>					
General	172.2	200.0	196.4	202.1	213.8
Lieutenant General	166.6	182.0	181.9	193.1	200.7
Major General	155.0	166.1	166.0	176.3	184.4
Brigadier General	139.1	148.8	152.9	161.7	169.9
Colonel	131.4	139.1	145.4	154.8	161.1
Lieutenant Colonel	111.4	121.4	124.8	131.3	138.9
Major	95.1	105.1	107.7	113.2	121.8
Captain	78.4	82.4	82.9	88.2	98.2
1st Lieutenant	57.6	60.7	63.1	67.5	75.5
2nd Lieutenant	45.0	47.9	50.8	54.0	61.6
<b>CADET</b>	9.7	9.9	9.7	11.9	12.6
<b>ENLISTED</b>					
Chief Master Sergeant	72.7	76.5	78.9	87.1	95.5
Senior Master Sergeant	61.8	65.0	67.9	73.6	83.1
Master Sergeant	53.7	56.3	58.6	65.0	73.3
Technical Sergeant	47.1	49.8	52.9	57.8	64.5
Staff Sergeant	40.1	42.8	43.8	46.9	55.9
Sergeant	33.1	34.9	36.8	38.6	46.2
Airman 1st Class	26.8	28.4	30.2	31.8	38.6
Airman	24.8	27.4	29.1	30.0	36.0
Airman Basic	23.7	26.1	27.0	27.3	33.3

OPR: SAF/FMBOP, Lt Col Dennis Dillon, 695-0036 or DSN 225-0036




Table F-9

**CIVILIAN PAY SCHEDULE**  
**(EFFECTIVE JANUARY 2003)**  
**(1)**

EXECUTIVE SCHEDULE (EX) EMPLOYEES				
LEVEL V	LEVEL IV	LEVEL III	LEVEL II	LEVEL I
125,400	134,000	142,500	154,700	171,900

MEMBERS, BOARDS OF CONTRACT APPEALS (CA)	
CHAIRMAN	134,000
VICE CHAIRMAN	129,980
OTHER MEMBERS	125,960

SENIOR EXECUTIVE SERVICE (SES) EMPLOYEES					
ES-1	ES-2	ES-3	ES-4	ES-5	ES-6
116,500	122,000	127,500	133,800	134,000	134,000

ADMINISTRATIVE LAW JUDGES	
AL-3/A	89,200
AL-3/B	96,000
AL-3/C	102,900
AL-3/D	109,800
AL-3/E	116,600
AL-3/F	123,400
AL-2	130,400
AL-1	134,000

SENIOR LEVEL (SL & ST)	
MINIMUM	102,168
MAXIMUM	134,000

GENERAL SCHEDULE (GS) EMPLOYEES										
STEP	1	2	3	4	5	6	7	8	9	10
<b>GRADE</b>										
GS-1	15,214	15,722	16,228	16,731	17,238	17,536	18,034	18,538	18,559	19,031
GS-2	17,106	17,512	18,079	18,559	18,767	19,319	19,871	20,423	20,975	21,527
GS-3	18,664	19,286	19,908	20,530	21,152	21,774	22,396	23,018	23,640	24,262
GS-4	20,952	21,650	22,348	23,046	23,744	24,442	25,140	25,838	26,536	27,234
GS-5	23,442	24,223	25,004	25,785	26,566	27,347	28,128	28,909	29,690	30,471
GS-6	26,130	27,001	27,872	28,743	29,614	30,485	31,356	32,227	33,098	33,969
GS-7	29,037	30,005	30,973	31,941	32,909	33,877	34,845	35,813	36,781	37,749
GS-8	32,158	33,230	34,302	35,374	36,446	37,518	38,590	39,662	40,734	41,806
GS-9	35,519	36,703	37,887	39,071	40,255	41,439	42,623	43,807	44,991	46,175
GS-10	39,115	40,419	41,723	43,027	44,331	45,635	46,939	48,243	49,547	50,851
GS-11	42,976	44,409	45,842	47,275	48,708	50,141	51,574	53,007	54,440	55,873
GS-12	51,508	53,225	54,942	56,659	58,376	60,093	61,810	63,527	65,244	66,961
GS-13	61,251	63,293	65,335	67,377	69,419	71,461	73,503	75,545	77,587	79,629
GS-14	72,381	74,794	77,207	79,620	82,033	84,446	86,859	89,272	91,685	94,098
GS-15	85,140	87,978	90,816	93,654	96,492	99,330	102,168	105,006	107,844	110,682

FOOTNOTES (1) Does not include Locality Pay

SOURCE: <http://www.opm.gov/oca/03tables>

OPR: SAF/FMCE, Ms. Weber, (703) 693-0676 DSN 223-0676




Table F-10

**MILITARY AND CIVILIAN PAY INCREASE TRENDS  
(AS A PERCENT)**

EFFECTIVE DATE	MILITARY PAY (1)	CIVILIAN PAY (2)	EFFECTIVE DATE	MILITARY PAY (1)	CIVILIAN PAY (2)
28 February 1955	-	7.5%	1 October 1978	5.5%	5.5%
1 April 1955	2.8%	-	1 October 1979	7.0%	7.0%
1 January 1958	-	10.0%	1 October 1980	11.7%	9.1%
1 June 1958	6.3%	-	1 October 1981	14.3%	4.8%
1 July 1960	-	7.7%	1 October 1982	4.0%	4.0%
11 October 1962	-	5.5%	1 January 1984	4.0%	4.0%
1 October 1963	8.4%	-	1 January 1985	4.0%	3.5%
1 January 1964	-	4.1%	1 October 1985	3.0%	-
1 July 1964	-	4.2%	1 January 1987	3.0%	3.0%
1 September 1964	1.4%	-	1 January 1988	2.0%	2.0%
1 September 1965	6.4%	-	1 January 1989	4.1%	4.1%
1 October 1965	-	3.6%	1 January 1990	3.6%	3.6%
1 July 1966	2.8%	2.9%	1 January 1991	4.1%	4.1%
1 October 1967	4.5%	4.5%	1 January 1992	4.2%	4.2%
1 July 1968	4.9%	4.9%	1 January 1993	3.7%	3.7%
1 July 1969	9.1%	9.1%	1 January 1994	2.2%	3.6%
27 December 1969	6.0%	6.0%	1 January 1995	2.6%	2.6%
1 January 1971	6.0%	6.0%	1 January 1996	2.4%	2.4%
14 November 1971	13.1%	-	1 January 1997	3.0%	3.0%
1 January 1972	5.5%	5.5%	1 January 1998	2.8%	2.8%
1 January 1973	5.1%	5.1%	1 January 1999	3.6%	3.6%
1 October 1973	4.8%	4.8%	1 January 2000	4.8%	4.8%
1 October 1974	5.5%	5.5%	1 January 2001	3.7%	3.7%
1 October 1975	5.0%	5.0%	1 January 2002	6.9% (3)	4.6%
1 October 1976	4.8%	4.8%	1 January 2003	4.7%	4.1%
1 October 1977	7.0%	7.0%			

## FOOTNOTES:

(1) Includes Basic Pay, Basic allowance for Subsistence, and Basic Allowance for Housing.

(2) These pay increases apply to GS/GM employees only.

(3) Includes targeted pay raises.

NOTES: Civilian Pay increases are General Schedule increases only.

Prior years' versions of the Digest may have used other types of increases.

OPR: (MILITARY) SAF/FMBOP (703) 695-0036 or DSN 225-0036;

(CIVILIAN) Jeff Nelson, AF/DPCC (703) 697-5285 or DSN 227-5285

